

Group Name:					
Superfund Name: JAKINS SUPERANNUATION FUND					
<input type="checkbox"/> FFR		Year: 2021		Consultant	Reviewer
			Initial:	KB	
			Date:	25/11/21	
Notes:					
1. Prestart checks					Yes
Check Trust Deed details check addresses and trustees, beneficiaries are up to date XPM					
Confirm Individual office holders address and DOB, Check email, bank account details on client engagement form are correct in XPM					
Check Lodgment Status - If download/print prefills and applicable reports and discuss with client					
Setup Job in XPM and Create all Tax Returns to be completed under this job, add tax Return and Upload Prefills					
Accounting Software used	<input type="checkbox"/> BGL360	<input type="checkbox"/> MYOB	<input type="checkbox"/> Source Records	<input type="checkbox"/> Other write details	
2. Workpapers					
Print Trial Balance					
General ledger Review for reallocations					

Jakins Superannuation Fund
Statement of Taxable Income

For the year ended 30 June 2021

	2021
	\$
Benefits accrued as a result of operations	95,822.08
Less	
Increase in MV of investments	57,750.52
Realised Accounting Capital Gains	(2,357.24)
Accounting Trust Distributions	465.06
	<u>55,858.34</u>
Add	
Franking Credits	3,152.68
TFN Credits - Dividends	44.00
Taxable Trust Distributions	150.00
Distributed Foreign income	32.56
	<u>3,379.24</u>
SMSF Annual Return Rounding	(3.98)
Taxable Income or Loss	<u>43,339.00</u>
Income Tax on Taxable Income or Loss	6,500.85
Less	
Franking Credits	3,152.68
TAX PAYABLE	<u>3,348.17</u>
Less	
TFN Credits	44.00
CURRENT TAX OR REFUND	<u>3,304.17</u>
Supervisory Levy	259.00
AMOUNT DUE OR REFUNDABLE	<u>3,563.17</u>

Jakins Superannuation Fund
Trial Balance

As at 30 June 2021

*After
 Create
 Entries*

Last Year	Code	Account Name	Units	Debits	Credits
				\$	\$
	23800	Distributions Received			
(395.04)	23800/LLC.AX	Lendlease Group			182.56
	23800/SGP.AX	Stockland			282.50
	23900	Dividends Received			
	23900/ALU.AX	Altium Limited			146.00
	23900/APX.AX	Appen Limited			77.50
(210.00)	23900/ARB.AX	ARB Corporation Limited.			
(210.00)	23900/BGA.AX	Bega Cheese Limited			
(618.00)	23900/BKW.AX	Brickworks Limited			600.00
(270.00)	23900/BLD.AX	Boral Limited.			
(350.00)	23900/BSL.AX	Bluescope Steel Limited			200.00
(448.80)	23900/BXB.AX	Brambles Limited			512.40
(355.00)	23900/CIM.AX	Cimic Group Limited			
(300.00)	23900/COL.AX	Coles Group Limited.			605.00
(270.00)	23900/CWP.AX	Cedar Woods Properties Limited			
(156.00)	23900/CWY.AX	Cleanaway Waste Management Limited			
(914.00)	23900/DTL.AX	Data#3 Limited			682.00
(465.00)	23900/GUD.AX	G.u.d. Holdings Limited			
	23900/HACK.AX	Betashares Global Cybersecurity Etf			914.64
	23900/IVC.AX	Invocare Limited			430.00
	23900/JIN.AX	Jumbo Interactive Limited			180.00
(187.50)	23900/KGN.AX	Kogan.com Ltd			
(500.00)	23900/MCP.AX	Mcperson's Limited			315.00
(400.00)	23900/MMS.AX	Mcmillan Shakespeare Limited			302.00
(450.00)	23900/MND.AX	Monadelphous Group Limited			610.00
(2,490.00)	23900/NAB.AX	National Australia Bank Limited			720.00
(900.00)	23900/NHC.AX	New Hope Corporation Limited			
(600.00)	23900/ORG.AX	Origin Energy Limited			450.00
(72.31)	23900/RMD.AX	Resmed Inc			83.17
(125.00)	23900/RWC.AX	Reliance Worldwide Corporation Limited			112.50

Jakins Superannuation Fund
Trial Balance

As at 30 June 2021

*After
 Create
 Entries*

Last Year	Code	Account Name	Units	Debits	Credits
				\$	\$
(850.00)	23900/SHL.AX	Sonic Healthcare Limited			1,305.00
(590.00)	23900/SOL.AX	Washington H Soul Pattinson & Company Limited			610.00
(1,400.00)	23900/SUN.AX	Suncorp Group Limited			720.00
(420.00)	23900/SVW.AX	Seven Group Holdings Limited			440.00
	23900/TLS.AX	Telstra Corporation Limited.			480.00
	24200	Contributions			
(3,016.25)	24200/JAKKEV00001A	(Contributions) Jakins, Kevin - Accumulation			18,440.62
(19,193.06)	24200/JAKPAU00002A	(Contributions) Jakins, Paul - Accumulation			22,556.26
15,061.27	24700	Changes in Market Values of Investments			55,393.28
2,359.90	24800	Changes in Market Values of Other Assets			
	25000	Interest Received			
(296.75)	25000/CBA10692847	Jakins Superannuation Fund			
	30100	Accountancy Fees		4,075.00	
	30400	ATO Supervisory Levy		518.00	
	30700	Auditor's Remuneration		375.00	
2.93	31500	Bank Charges			
	37500	Investment Expenses			
	37500/00999	Investment Subscriptions		299.00	
	39000	Life Insurance Premiums			
3,112.89	39000/JAKKEV00001A	(Life Insurance Premiums) Jakins, Kevin - Accumulation		3,661.90	
2,950.36	39000/JAKPAU00002A	(Life Insurance Premiums) Jakins, Paul - Accumulation		2,599.45	
128.99	48500	Income Tax Expense		3,304.17	
12,836.37	49000	Profit/Loss Allocation Account		92,517.91	
	50010	Opening Balance			
(204,763.68)	50010/JAKDIA00001A	(Opening Balance) Jakins, Dianne - Accumulation			204,422.42
(55,900.99)	50010/JAKKEV00001A	(Opening Balance) Jakins, Kevin - Accumulation			55,726.15
(266,004.50)	50010/JAKPAU00002A	(Opening Balance) Jakins, Paul - Accumulation			279,356.97
	52420	Contributions			

Jakins Superannuation Fund
Trial Balance

As at 30 June 2021

*After
 Create
 Entries*

Last Year	Code	Account Name	Units	Debits	Credits
				\$	\$
(3,016.25)	52420/JAKKEV00001A	(Contributions) Jakins, Kevin - Accumulation			18,440.62
(19,193.06)	52420/JAKPAU00002A	(Contributions) Jakins, Paul - Accumulation			22,556.26
	53100	Share of Profit/(Loss)			
(759.87)	53100/JAKDIA00001A	(Share of Profit/(Loss)) Jakins, Dianne - Accumulation			25,674.72
(206.37)	53100/JAKKEV00001A	(Share of Profit/(Loss)) Jakins, Kevin - Accumulation			6,865.45
(1,010.52)	53100/JAKPAU00002A	(Share of Profit/(Loss)) Jakins, Paul - Accumulation			31,743.06
	53330	Income Tax			
1,101.13	53330/JAKDIA00001A	(Income Tax) Jakins, Dianne - Accumulation		515.43	
(167.87)	53330/JAKKEV00001A	(Income Tax) Jakins, Kevin - Accumulation			411.46
1,021.80	53330/JAKPAU00002A	(Income Tax) Jakins, Paul - Accumulation		247.34	
	53800	Contributions Tax			
452.44	53800/JAKKEV00001A	(Contributions Tax) Jakins, Kevin - Accumulation		2,766.09	
2,878.95	53800/JAKPAU00002A	(Contributions Tax) Jakins, Paul - Accumulation		3,383.45	
	53920	Life Insurance Premiums			
3,112.89	53920/JAKKEV00001A	(Life Insurance Premiums) Jakins, Kevin - Accumulation		3,661.90	
2,950.36	53920/JAKPAU00002A	(Life Insurance Premiums) Jakins, Paul - Accumulation		2,599.45	
	56100	Internal Transfers In			
	56100/JAKDIA00001A	(Internal Transfers In) Jakins, Dianne - Accumulation			15,789.38
	57100	Internal Transfers Out			
	57100/JAKPAU00002A	(Internal Transfers Out) Jakins, Paul - Accumulation		15,789.38	
	60400	Bank Accounts			
169,531.77	60400/CBA10692847	Jakins Superannuation Fund		164,846.62	
	77600	Shares in Listed Companies (Australian)			
16,240.00	77600/ALU.AX	Altium Limited	500.0000	18,345.00	
16,960.00	77600/APX.AX	Appen Limited	1,000.0000	13,600.00	
15,830.00	77600/BKW.AX	Brickworks Limited	1,000.0000	25,070.00	
29,225.00	77600/BSL.AX	Bluescope Steel Limited	0.0000		0.00
21,740.00	77600/BXB.AX	Brambles Limited	2,000.0000	22,880.00	

**Jakins Superannuation Fund
Trial Balance**

As at 30 June 2021

*After
Waste
Entities*

Last Year	Code	Account Name	Units	Debits \$	Credits \$
17,170.00	77600/COL.AX	Coles Group Limited.	1,000.0000	17,090.00	
8,800.00	77600/CWY.AX	Cleanaway Waste Management Limited	0.0000		0.00
18,160.00	77600/DTL.AX	Data#3 Limited	6,000.0000	33,660.00	
	77600/ERD.AX	Eroad Limited	1,500.0000	8,730.00	
1,450.00	77600/EVS.AX	Envirosuite Limited	10,000.0000	900.00	
8,230.00	77600/HACK.AX	Betashares Global Cybersecurity Etf	2,000.0000	19,240.00	
10,480.00	77600/IVC.AX	Invocare Limited	2,000.0000	23,140.00	
	77600/JIN.AX	Jumbo Interactive Limited	1,000.0000	17,770.00	
0.00	77600/KGN.AX	Kogan.com Ltd	500.0000	5,790.00	
	77600/LYC.AX	Lynas Rare Earths Limited	1,000.0000	5,710.00	
0.00	77600/MCP.AX	Mcperson's Limited	3,000.0000	3,300.00	
0.00	77600/MMS.AX	Mcmillan Shakespeare Limited	1,000.0000	12,950.00	
10,820.00	77600/MND.AX	Monadelphous Group Limited	2,000.0000	20,900.00	
16,398.00	77600/NAB.AX	National Australia Bank Limited	900.0000	23,598.00	
6,750.00	77600/NEA.AX	Nearmap Ltd	6,000.0000	11,160.00	
11,680.00	77600/ORG.AX	Origin Energy Limited	2,000.0000	9,020.00	
7,896.00	77600/QHL.AX	Quickstep Holdings Limited	94,000.0000	4,888.00	
20,655.00	77600/RMD.AX	Resmed Inc	0.0000		0.00
0.00	77600/RUL.AX	Rpmglobal Holdings Limited	5,000.0000	8,900.00	
7,058.94	77600/RWC.AX	Reliance Worldwide Corporation Limited	0.0000		0.00
	77600/SFR.AX	Sandfire Resources Limited	1,000.0000	6,830.00	
	77600/SGP.AX1	Stockland	2,500.0000	11,650.00	
45,645.00	77600/SHL.AX	Sonic Healthcare Limited	1,500.0000	57,600.00	
19,530.00	77600/SOL.AX	Washington H Soul Pattinson & Company Limited	1,000.0000	33,730.00	
18,460.00	77600/SUN.AX	Suncorp Group Limited	2,000.0000	22,220.00	
17,180.00	77600/SVW.AX	Seven Group Holdings Limited	1,000.0000	20,350.00	
9,390.00	77600/TLS.AX	Telstra Corporation Limited.	0.0000		0.00
	78200	Units in Listed Unit Trusts (Australian)			
12,370.00	78200/LLC.AX	Lendlease Group	1,000.0000	11,460.00	

Jakins Superannuation Fund
Trial Balance

*After
 Create
 Entries*

As at 30 June 2021

Last Year	Code	Account Name	Units	Debits	Credits
				\$	\$
3,165.83	85000	Income Tax Payable/Refundable			3,304.17
(1,310.00)	86000	PAYG Payable			0.00
				<u>771,641.09</u>	<u>771,641.09</u>

Current Year Profit/(Loss): 95,822.08

**Jakins Superannuation Fund
Trial Balance**

As at 30 June 2021

*Before
Create
Entries*

Last Year	Code	Account Name	Units	Debits	Credits
				\$	\$
	23800	Distributions Received			
(395.04)	23800/LLC.AX	Lendlease Group			182.56
	23800/SGP.AX	Stockland			282.50
	23900	Dividends Received			
	23900/ALU.AX	Altium Limited			146.00
	23900/APX.AX	Appen Limited			77.50
(210.00)	23900/ARB.AX	ARB Corporation Limited.			
(210.00)	23900/BGA.AX	Bega Cheese Limited			
(618.00)	23900/BKW.AX	Brickworks Limited			600.00
(270.00)	23900/BLD.AX	Boral Limited.			
(350.00)	23900/BSL.AX	Bluescope Steel Limited			200.00
(448.80)	23900/BXB.AX	Brambles Limited			512.40
(355.00)	23900/CIM.AX	Cimic Group Limited			
(300.00)	23900/COL.AX	Coles Group Limited.			605.00
(270.00)	23900/CWP.AX	Cedar Woods Properties Limited			
(156.00)	23900/CWY.AX	Cleanaway Waste Management Limited			
(914.00)	23900/DTL.AX	Data#3 Limited			682.00
(465.00)	23900/GUD.AX	G.u.d. Holdings Limited			
	23900/HACK.AX	Betashares Global Cybersecurity Etf			914.64
	23900/IVC.AX	Invocare Limited			430.00
	23900/JIN.AX	Jumbo Interactive Limited			180.00
(187.50)	23900/KGN.AX	Kogan.com Ltd			
(500.00)	23900/MCP.AX	Mcperson's Limited			315.00
(400.00)	23900/MMS.AX	Mcmillan Shakespeare Limited			302.00
(450.00)	23900/MND.AX	Monadelphous Group Limited			610.00
(2,490.00)	23900/NAB.AX	National Australia Bank Limited			720.00
(900.00)	23900/NHC.AX	New Hope Corporation Limited			
(600.00)	23900/ORG.AX	Origin Energy Limited			450.00
(72.31)	23900/RMD.AX	Resmed Inc			83.17
(125.00)	23900/RWC.AX	Reliance Worldwide Corporation Limited			112.50

Jakins Superannuation Fund
Trial Balance

As at 30 June 2021

*Before
 Create
 Entries*

Last Year	Code	Account Name	Units	Debits	Credits
				\$	\$
(850.00)	23900/SHL.AX	Sonic Healthcare Limited			1,305.00
(590.00)	23900/SOL.AX	Washington H Soul Pattinson & Company Limited			610.00
(1,400.00)	23900/SUN.AX	Suncorp Group Limited			720.00
(420.00)	23900/SVW.AX	Seven Group Holdings Limited			440.00
	23900/TLS.AX	Telstra Corporation Limited.			480.00
	24200	Contributions			
(3,016.25)	24200/JAKKEV00001A	(Contributions) Jakins, Kevin - Accumulation			18,440.62
(19,193.06)	24200/JAKPAU00002A	(Contributions) Jakins, Paul - Accumulation			22,556.26
15,061.27	24700	Changes in Market Values of Investments			55,393.28
2,359.90	24800	Changes in Market Values of Other Assets			
	25000	Interest Received			
(296.75)	25000/CBA10692847	Jakins Superannuation Fund			
	30100	Accountancy Fees		4,075.00	
	30400	ATO Supervisory Levy		518.00	
	30700	Auditor's Remuneration		375.00	
2.93	31500	Bank Charges			
	37500	Investment Expenses			
	37500/00999	Investment Subscriptions		299.00	
	39000	Life Insurance Premiums			
3,112.89	39000/JAKKEV00001A	(Life Insurance Premiums) Jakins, Kevin - Accumulation		3,661.90	
2,950.36	39000/JAKPAU00002A	(Life Insurance Premiums) Jakins, Paul - Accumulation		2,599.45	
128.99	48500	Income Tax Expense			
12,836.37	49000	Profit/Loss Allocation Account		29,525.20	
	50010	Opening Balance			
(204,763.68)	50010/JAKDIA00001A	(Opening Balance) Jakins, Dianne - Accumulation			204,422.42
(55,900.99)	50010/JAKKEV00001A	(Opening Balance) Jakins, Kevin - Accumulation			55,726.15
(266,004.50)	50010/JAKPAU00002A	(Opening Balance) Jakins, Paul - Accumulation			279,356.97
	52420	Contributions			

Jakins Superannuation Fund
Trial Balance

As at 30 June 2021

*Before
Create
ENTRIES*

Last Year	Code	Account Name	Units	Debits	Credits
				\$	\$
(3,016.25)	52420/JAKKEV00001A	(Contributions) Jakins, Kevin - Accumulation			18,440.62
(19,193.06)	52420/JAKPAU00002A	(Contributions) Jakins, Paul - Accumulation			22,556.26
	53100	Share of Profit/(Loss)			
(759.87)	53100/JAKDIA00001A	(Share of Profit/(Loss)) Jakins, Dianne - Accumulation			0.00
(206.37)	53100/JAKKEV00001A	(Share of Profit/(Loss)) Jakins, Kevin - Accumulation			0.00
(1,010.52)	53100/JAKPAU00002A	(Share of Profit/(Loss)) Jakins, Paul - Accumulation			0.00
	53330	Income Tax			
1,101.13	53330/JAKDIA00001A	(Income Tax) Jakins, Dianne - Accumulation			0.00
(167.87)	53330/JAKKEV00001A	(Income Tax) Jakins, Kevin - Accumulation			549.29
1,021.80	53330/JAKPAU00002A	(Income Tax) Jakins, Paul - Accumulation			389.92
	53800	Contributions Tax			
452.44	53800/JAKKEV00001A	(Contributions Tax) Jakins, Kevin - Accumulation		2,766.09	
2,878.95	53800/JAKPAU00002A	(Contributions Tax) Jakins, Paul - Accumulation		3,383.45	
	53920	Life Insurance Premiums			
3,112.89	53920/JAKKEV00001A	(Life Insurance Premiums) Jakins, Kevin - Accumulation		3,661.90	
2,950.36	53920/JAKPAU00002A	(Life Insurance Premiums) Jakins, Paul - Accumulation		2,599.45	
	56100	Internal Transfers In			
	56100/JAKDIA00001A	(Internal Transfers In) Jakins, Dianne - Accumulation			15,789.38
	57100	Internal Transfers Out			
	57100/JAKPAU00002A	(Internal Transfers Out) Jakins, Paul - Accumulation		15,789.38	
	60400	Bank Accounts			
169,531.77	60400/CBA10692847	Jakins Superannuation Fund		164,846.62	
	77600	Shares in Listed Companies (Australian)			
16,240.00	77600/ALU.AX	Altium Limited	500.0000	18,345.00	
16,960.00	77600/APX.AX	Appen Limited	1,000.0000	13,600.00	
15,830.00	77600/BKW.AX	Brickworks Limited	1,000.0000	25,070.00	
29,225.00	77600/BSL.AX	Bluescope Steel Limited	0.0000		0.00
21,740.00	77600/BXB.AX	Brambles Limited	2,000.0000	22,880.00	

Jakins Superannuation Fund
Trial Balance

As at 30 June 2021

*Before
Create
Entries*

Last Year	Code	Account Name	Units	Debits	Credits
				\$	\$
17,170.00	77600/COL.AX	Coles Group Limited.	1,000.0000	17,090.00	
8,800.00	77600/CWY.AX	Cleanaway Waste Management Limited	0.0000		0.00
18,160.00	77600/DTL.AX	Data#3 Limited	6,000.0000	33,660.00	
	77600/ERD.AX	Eroad Limited	1,500.0000	8,730.00	
1,450.00	77600/EVS.AX	Envirosuite Limited	10,000.0000	900.00	
8,230.00	77600/HACK.AX	Betashares Global Cybersecurity Etf	2,000.0000	19,240.00	
10,480.00	77600/IVC.AX	Invocare Limited	2,000.0000	23,140.00	
	77600/JIN.AX	Jumbo Interactive Limited	1,000.0000	17,770.00	
0.00	77600/KGN.AX	Kogan.com Ltd	500.0000	5,790.00	
	77600/LYC.AX	Lynas Rare Earths Limited	1,000.0000	5,710.00	
0.00	77600/MCP.AX	Mcperson's Limited	3,000.0000	3,300.00	
0.00	77600/MMS.AX	Mcmillan Shakespeare Limited	1,000.0000	12,950.00	
10,820.00	77600/MND.AX	Monadelphous Group Limited	2,000.0000	20,900.00	
16,398.00	77600/NAB.AX	National Australia Bank Limited	900.0000	23,598.00	
6,750.00	77600/NEA.AX	Nearmap Ltd	6,000.0000	11,160.00	
11,680.00	77600/ORG.AX	Origin Energy Limited	2,000.0000	9,020.00	
7,896.00	77600/QHL.AX	Quickstep Holdings Limited	94,000.0000	4,888.00	
20,655.00	77600/RMD.AX	Resmed Inc	0.0000		0.00
0.00	77600/RUL.AX	Rpmglobal Holdings Limited	5,000.0000	8,900.00	
7,058.94	77600/RWC.AX	Reliance Worldwide Corporation Limited	0.0000		0.00
	77600/SFR.AX	Sandfire Resources Limited	1,000.0000	6,830.00	
	77600/SGP.AX1	Stockland	2,500.0000	11,650.00	
45,645.00	77600/SHL.AX	Sonic Healthcare Limited	1,500.0000	57,600.00	
19,530.00	77600/SOL.AX	Washington H Soul Pattinson & Company Limited	1,000.0000	33,730.00	
18,460.00	77600/SUN.AX	Suncorp Group Limited	2,000.0000	22,220.00	
17,180.00	77600/SVW.AX	Seven Group Holdings Limited	1,000.0000	20,350.00	
9,390.00	77600/TLS.AX	Telstra Corporation Limited.	0.0000		0.00
	78200	Units in Listed Unit Trusts (Australian)			
12,370.00	78200/LLC.AX	Lendlease Group	1,000.0000	11,460.00	

Jakins Superannuation Fund
Trial Balance

As at 30 June 2021

*Beebe
 Create
 Entries*

Last Year	Code	Account Name	Units	Debits	Credits
				\$	\$
3,165.83	85000	Income Tax Payable/Refundable			0.00
(1,310.00)	86000	PAYG Payable			0.00
				<u>704,581.44</u>	<u>704,581.44</u>

Current Year Profit/(Loss): 95,822.08

Interest & Estimated Dividend Summary

CommSec 

1 JULY 2020 - 30 JUNE 2021

SHARES - 2170788 - HIN 35537228

23900 / —

MRS DIANNE ELIZABETH JAKINS + MR PAUL DOUGLAS JAKINS <JAKINS SUPER FUND A/C>

ESTIMATED DIVIDEND SUMMARY

ALU - ALTIUM LIMITED FPO (ORDINARY FULLY PAID)

Ex-div date	Payment Date	Type	Dividend per share	Units	Est. Unfranked Amount	Est. Franked Amount	Est. Total Dividend	Est. Franking Credit
01-Mar-2021	23-Mar-2021	Interim	\$0.1900	500	\$95.00	\$0.00	\$95.00	\$0.00
03-Sep-2020	24-Sep-2020	Final	\$0.1900	500	\$95.00	\$0.00	\$95.00	\$0.00
Sub Total					\$190.00	\$0.00	\$190.00	\$0.00

APX - APPEN LIMITED FPO (ORDINARY FULLY PAID)

Ex-div date	Payment Date	Type	Dividend per share	Units	Est. Unfranked Amount	Est. Franked Amount	Est. Total Dividend	Est. Franking Credit
01-Mar-2021	19-Mar-2021	Final	\$0.0550	1,000	\$27.50	\$27.50	\$55.00	\$11.79
01-Sep-2020	24-Sep-2020	Interim	\$0.0450	500	\$11.25	\$11.25	\$22.50	\$4.82
Sub Total					\$38.75	\$38.75	\$77.50	\$16.61

BKW - BRICKWORKS LIMITED FPO (ORDINARY FULLY PAID)

Ex-div date	Payment Date	Type	Dividend per share	Units	Est. Unfranked Amount	Est. Franked Amount	Est. Total Dividend	Est. Franking Credit
12-Apr-2021	28-Apr-2021	Interim	\$0.2100	1,000	\$0.00	\$210.00	\$210.00	\$90.00
14-Oct-2020	25-Nov-2020	Final	\$0.3900	1,000	\$0.00	\$390.00	\$390.00	\$167.14
Sub Total					\$0.00	\$600.00	\$600.00	\$257.14

BSL - BLUESCOPE STEEL LTD FPO (ORDINARY FULLY PAID)

Ex-div date	Payment Date	Type	Dividend per share	Units	Est. Unfranked Amount	Est. Franked Amount	Est. Total Dividend	Est. Franking Credit
08-Sep-2020	14-Oct-2020	Final	\$0.0800	2,500	\$200.00	\$0.00	\$200.00	\$0.00
Sub Total					\$200.00	\$0.00	\$200.00	\$0.00

BXB - BRAMBLES LIMITED FPO (ORDINARY FULLY PAID)

Ex-div date	Payment Date	Type	Dividend per share	Units	Est. Unfranked Amount	Est. Franked Amount	Est. Total Dividend	Est. Franking Credit
10-Mar-2021	08-Apr-2021	Interim	\$0.1308	2,000	\$183.20	\$78.40	\$261.60	\$33.60
09-Sep-2020	08-Oct-2020	Final	\$0.1254	2,000	\$175.60	\$75.20	\$250.80	\$32.23
Sub Total					\$358.80	\$153.60	\$512.40	\$65.83

COL - COLES GROUP FPO (ORDINARY FULLY PAID)

Ex-div date	Payment Date	Type	Dividend per share	Units	Est. Unfranked Amount	Est. Franked Amount	Est. Total Dividend	Est. Franking Credit
26-Feb-2021	26-Mar-2021	Interim	\$0.3300	1,000	\$0.00	\$330.00	\$330.00	\$141.43
27-Aug-2020	29-Sep-2020	Final	\$0.2750	1,000	\$0.00	\$275.00	\$275.00	\$117.86
Sub Total					\$0.00	\$605.00	\$605.00	\$259.29

Interest & Estimated Dividend Summary

CommSec 

1 JULY 2020 - 30 JUNE 2021

DTL - DATA#3 LIMITED FPO (ORDINARY FULLY PAID)

239001

Ex-div date	Payment Date	Type	Dividend per share	Units	Est. Unfranked Amount	Est. Franked Amount	Est. Total Dividend	Est. Franking Credit
16-Mar-2021	31-Mar-2021	Interim	\$0.0550	6,000	\$0.00	\$330.00	\$330.00	\$141.43
15-Sep-2020	30-Sep-2020	Final	\$0.0880	4,000	\$0.00	\$352.00	\$352.00	\$150.86
Sub Total					\$0.00	\$682.00	\$682.00	\$292.29

HACK - BETA GLOBAL CYBER ETF UNITS (BETASHARES GLOBAL CYBERSECURITY ETF)

Ex-div date	Payment Date	Type	Dividend per share	Units	Est. Unfranked Amount	Est. Franked Amount	Est. Total Dividend	Est. Franking Credit
01-Jul-2020	16-Jul-2020	Final	\$0.9146	1,000	\$914.64	\$0.00	\$914.64	\$0.00
Sub Total					\$914.64	\$0.00	\$914.64	\$0.00

IVC - INVOCARE LIMITED FPO (ORDINARY FULLY PAID)

Ex-div date	Payment Date	Type	Dividend per share	Units	Est. Unfranked Amount	Est. Franked Amount	Est. Total Dividend	Est. Franking Credit
03-Mar-2021	22-Apr-2021	Final	\$0.0700	2,000	\$0.00	\$140.00	\$140.00	\$60.00
25-Aug-2020	05-Oct-2020	Interim	\$0.0550	1,000	\$0.00	\$55.00	\$55.00	\$23.57
04-Mar-2020	05-Oct-2020	Final	\$0.2350	1,000	\$0.00	\$235.00	\$235.00	\$100.71
Sub Total					\$0.00	\$430.00	\$430.00	\$184.28

JIN - JUMBO INTERACTIVE FPO (ORDINARY FULLY PAID)

Ex-div date	Payment Date	Type	Dividend per share	Units	Est. Unfranked Amount	Est. Franked Amount	Est. Total Dividend	Est. Franking Credit
04-Mar-2021	19-Mar-2021	Interim	\$0.1800	1,000	\$0.00	\$180.00	\$180.00	\$77.14
Sub Total					\$0.00	\$180.00	\$180.00	\$77.14

LLC - LENDLEASE GROUP STAPLED (FULLY PAID ORDINARY/UNITS STAPLED SECURITIES)

Ex-div date	Payment Date	Type	Dividend per share	Units	Est. Unfranked Amount	Est. Franked Amount	Est. Total Dividend	Est. Franking Credit
26-Feb-2021	17-Mar-2021	Interim	\$0.1500	1,000	\$94.20	\$55.80	\$150.00	\$23.91
21-Aug-2020	15-Sep-2020	Final	\$0.0326	1,000	\$0.00	\$0.00	\$32.56	\$0.00
Sub Total					\$94.20	\$55.80	\$182.56	\$23.91

MCP - MCPHERSON'S LTD FPO (ORDINARY FULLY PAID)

Ex-div date	Payment Date	Type	Dividend per share	Units	Est. Unfranked Amount	Est. Franked Amount	Est. Total Dividend	Est. Franking Credit
26-Feb-2021	18-Mar-2021	Interim	\$0.0350	3,000	\$0.00	\$105.00	\$105.00	\$45.00
04-Sep-2020	24-Sep-2020	Final	\$0.0700	3,000	\$0.00	\$210.00	\$210.00	\$90.00
Sub Total					\$0.00	\$315.00	\$315.00	\$135.00

MMS - MCMILLAN SHAKESPEARE FPO (ORDINARY FULLY PAID)

Ex-div date	Payment Date	Type	Dividend per share	Units	Est. Unfranked Amount	Est. Franked Amount	Est. Total Dividend	Est. Franking Credit
11-Mar-2021	26-Mar-2021	Interim	\$0.3020	1,000	\$0.00	\$302.00	\$302.00	\$129.43
Sub Total					\$0.00	\$302.00	\$302.00	\$129.43

Interest & Estimated Dividend Summary

1 JULY 2020 - 30 JUNE 2021

CommSec



239001

MND - MONADELPHOUS GROUP FPO (ORDINARY FULLY PAID)

Ex-div date	Payment Date	Type	Dividend per share	Units	Est. Unfranked Amount	Est. Franked Amount	Est. Total Dividend	Est. Franking Credit
04-Mar-2021	26-Mar-2021	Interim	\$0.2400	2,000	\$0.00	\$480.00	\$480.00	\$205.71
10-Sep-2020	02-Oct-2020	Final	\$0.1300	1,000	\$0.00	\$130.00	\$130.00	\$55.71
Sub Total					\$0.00	\$610.00	\$610.00	\$261.42

NAB - NATIONAL AUST. BANK FPO (ORDINARY FULLY PAID)

Ex-div date	Payment Date	Type	Dividend per share	Units	Est. Unfranked Amount	Est. Franked Amount	Est. Total Dividend	Est. Franking Credit
12-Nov-2020	10-Dec-2020	Final	\$0.3000	900	\$0.00	\$270.00	\$270.00	\$115.71
01-May-2020	03-Jul-2020	Interim	\$0.3000	1,500	\$0.00	\$450.00	\$450.00	\$192.86
Sub Total					\$0.00	\$720.00	\$720.00	\$308.57

ORG - ORIGIN ENERGY FPO (ORDINARY FULLY PAID)

Ex-div date	Payment Date	Type	Dividend per share	Units	Est. Unfranked Amount	Est. Franked Amount	Est. Total Dividend	Est. Franking Credit
03-Mar-2021	26-Mar-2021	Interim	\$0.1250	2,000	\$250.00	\$0.00	\$250.00	\$0.00
08-Sep-2020	02-Oct-2020	Final	\$0.1000	2,000	\$200.00	\$0.00	\$200.00	\$0.00
Sub Total					\$450.00	\$0.00	\$450.00	\$0.00

RMD - RESMED INC CDI 10:1 (CDI 10:1 FOREIGN EXEMPT NYSE)

Ex-div date	Payment Date	Type	Dividend per share	Units	Est. Unfranked Amount	Est. Franked Amount	Est. Total Dividend	Est. Franking Credit
10-Feb-2021	18-Mar-2021	Interim	\$0.0352	750	\$26.41	\$0.00	\$26.41	\$0.00
11-Nov-2020	17-Dec-2020	Interim	\$0.0378	750	\$28.35	\$0.00	\$28.35	\$0.00
19-Aug-2020	24-Sep-2020	Final	\$0.0379	750	\$28.46	\$0.00	\$28.46	\$0.00
Sub Total					\$83.22	\$0.00	\$83.22	\$0.00

RWC - RELIANCE WORLDWIDE FPO (ORDINARY FULLY PAID)

Ex-div date	Payment Date	Type	Dividend per share	Units	Est. Unfranked Amount	Est. Franked Amount	Est. Total Dividend	Est. Franking Credit
10-Mar-2020	09-Oct-2020	Interim	\$0.0450	2,500	\$90.00	\$22.50	\$112.50	\$9.64
Sub Total					\$90.00	\$22.50	\$112.50	\$9.64

SGP - STOCKLAND STAPLED (FULLY PAID ORDINARY/UNITS STAPLED SECURITIES)

Ex-div date	Payment Date	Type	Dividend per share	Units	Est. Unfranked Amount	Est. Franked Amount	Est. Total Dividend	Est. Franking Credit
30-Dec-2020	26-Feb-2021	Interim	\$0.1130	2,500	\$282.50	\$0.00	\$282.50	\$0.00
Sub Total					\$282.50	\$0.00	\$282.50	\$0.00

Interest & Estimated Dividend Summary

1 JULY 2020 - 30 JUNE 2021



SHL - SONIC HEALTHCARE FPO (ORDINARY FULLY PAID)

239001

Ex-div date	Payment Date	Type	Dividend per share	Units	Est. Unfranked Amount	Est. Franked Amount	Est. Total Dividend	Est. Franking Credit
09-Mar-2021	24-Mar-2021	Interim	\$0.3600	1,500	\$378.00	\$162.00	\$540.00	\$69.43
07-Sep-2020	22-Sep-2020	Final	\$0.5100	1,500	\$535.50	\$229.50	\$765.00	\$98.36
Sub Total					\$913.50	\$391.50	\$1,305.00	\$167.79

SOL - SOUL PATTINSON (W.H) FPO (ORDINARY FULLY PAID)

Ex-div date	Payment Date	Type	Dividend per share	Units	Est. Unfranked Amount	Est. Franked Amount	Est. Total Dividend	Est. Franking Credit
21-Apr-2021	14-May-2021	Interim	\$0.2600	1,000	\$0.00	\$260.00	\$260.00	\$111.43
20-Nov-2020	14-Dec-2020	Final	\$0.3500	1,000	\$0.00	\$350.00	\$350.00	\$150.00
Sub Total					\$0.00	\$610.00	\$610.00	\$261.43

SUN - SUNCORP GROUP LTD FPO (ORDINARY FULLY PAID)

Ex-div date	Payment Date	Type	Dividend per share	Units	Est. Unfranked Amount	Est. Franked Amount	Est. Total Dividend	Est. Franking Credit
15-Feb-2021	01-Apr-2021	Interim	\$0.2600	2,000	\$0.00	\$520.00	\$520.00	\$222.86
26-Aug-2020	21-Oct-2020	Final	\$0.1000	2,000	\$0.00	\$200.00	\$200.00	\$85.71
Sub Total					\$0.00	\$720.00	\$720.00	\$308.57

SVW - SEVEN GROUP HOLDINGS FPO (ORDINARY FULLY PAID)

Ex-div date	Payment Date	Type	Dividend per share	Units	Est. Unfranked Amount	Est. Franked Amount	Est. Total Dividend	Est. Franking Credit
25-Mar-2021	20-Apr-2021	Interim	\$0.2300	1,000	\$0.00	\$230.00	\$230.00	\$98.57
17-Sep-2020	13-Oct-2020	Final	\$0.2100	1,000	\$0.00	\$210.00	\$210.00	\$90.00
Sub Total					\$0.00	\$440.00	\$440.00	\$188.57

TLS - TELSTRA CORPORATION. FPO (ORDINARY FULLY PAID)

Ex-div date	Payment Date	Type	Dividend per share	Units	Est. Unfranked Amount	Est. Franked Amount	Est. Total Dividend	Est. Franking Credit
24-Feb-2021	26-Mar-2021	Interim	\$0.0800	3,000	\$0.00	\$240.00	\$240.00	\$102.86
26-Aug-2020	24-Sep-2020	Final	\$0.0800	3,000	\$0.00	\$240.00	\$240.00	\$102.86
Sub Total					\$0.00	\$480.00	\$480.00	\$205.72
TOTAL					\$3,615.61	\$7,356.15	\$11,004.32	\$3,152.63

ESTIMATED INTEREST RECEIVED

There are no transactions on this account.

TOTAL	\$0.00
--------------	---------------

INTEREST INCOME SUMMARY

Account	Interest
CDIA - 10692847	\$0.00
TOTAL	\$0.00

Interest & Estimated Dividend Summary

1 JULY 2020 - 30 JUNE 2021

CommSec



This statement only provides information for CDIA accounts that have been designated as the settlement account for your CommSec Share trading account as at 30 June. Please refer to NetBank for interest income from all other CBA accounts.

23900/—

The Interest shown is net of any non-resident or TFN withholding tax (if applicable). Please refer to Netbank for bank fees paid on your designated CDIA settlement account in the financial year.

(1) This is an estimate prepared by CommSec based upon units that you hold in accordance with our records. Your actual entitlement will be determined by whether or not a company's share registry shows you as owning shares at the relevant record dates. Amounts that may have been withheld for failing to provide your tax file number to your share registries are not disclosed on this report.

Dividends are estimated by CommSec based on the total registered Units held on the Record Date of the dividend. The following fields are estimated in accordance with the calculations outlined below:

- (a) Units = Total registered units of security held on the Record Date of the dividend
- (b) Est. Unfranked Amount = Units X Dividend per security X Unfranked %
- (c) Est. Franked Amount = Units X Dividend per security X Franked %
- (d) Est. Franking Credit = (Est. Franked Amount X company tax rate)/(100 - company tax rate)
- (e) Est. Total Dividend = Units x Dividend per security

(2) If you have total franking credit amounts greater than \$5,000, in order to be eligible to claim the benefit of the franking credit, you must have held the security for at least 45 consecutive days, not including date of purchase and date of sale. Where the 45 day holding requirement has not been satisfied, the holding period rule (also known as the 45 day rule) may apply to deny the franking credits attached to the dividend received in respect of the particular security. If you have bought shares in the special 2 day trading period that is available after a company's shares go 'ex-dividend' then you may not be entitled to franking credits on these shares. If that situation applies to you please speak to your tax adviser.

Please refer to your dividend statement provided by the Share Registry for any foreign tax credits you may be entitled to and breakdown of any trust distribution you may have received.

For details of the components of your ASX listed trust distributions you will need to refer to the Annual Tax Statement Issued by the trust manager.

This statement is issued by Commonwealth Securities Limited ABN 60 067 254 399 AFSL 238814 ("CommSec"), a market participant of ASX and Chi-X Australia, a clearing participant of ASX Clear Pty Limited and a settlement participant of ASX Settlement Pty Limited. CommSec is a wholly owned but non-guaranteed subsidiary of the Commonwealth Bank of Australia ABN 48 123 123 124 AFSL 234945 ("CBA"). Information contained in this statement is believed to be accurate at the time the statement is generated. CBA and its subsidiaries do not accept any liability for any errors or omissions contained in this statement, or any responsibility for any action taken in reliance on this statement. This statement is a summary document only and it is not intended to replace any document which contains information that may be required for taxation purposes. You should therefore retain your CHESS statements, dividend statements, confirmation contract notes and bank account statements for your records in this regard. If there are any errors in this statement, please contact us on 13 15 19. The total brokerage outlined does not include any rebates you may have received over the financial year. Please refer to your transaction statement records for any rebates you may have received for the report period. This report only includes dividends paid for holdings held with CommSec. Any dividends paid (based on the ex-dividend date) prior to holdings being transferred to CommSec are not included in this report. This report may not include information on some accounts if you have switched products, transferred Holder Identification Numbers (HIN) or switched Participant Identification Number (PID) during the financial year. CommSec is not a registered tax practitioner and the information provided in this report does not constitute tax advice. The above information whilst based upon your holdings only takes into account those of your circumstances of which we are aware. It is recommended that you provide the report to your tax adviser or accountant in order that your particular circumstances can be properly addressed.

Address Commonwealth Securities Locked Bag 22, Australia Square NSW 1215 | Enquiries 13 15 19 | www.commsec.com.au

Interest & Estimated Dividend Summary

CommSec



1 JULY 2020 - 30 JUNE 2021

GLOSSARY

Units	The number of registered securities that you own.
Unit Price	The Portfolio Valuation 'Unit Price' is calculated using a 'Reference' Price provided by the ASX which takes into account an adjustment to determine value at Close of Market if the Security does not trade in the Closing Single Price Auction on the Valuation Date.
Brokerage	The fee or charge that is paid by you when transacting a buy or sell.
Holder Identification Number (HIN)	When you are CHESS sponsored with a Broker you will be issued a unique number, called a HIN. Multiple holdings can be registered under the single HIN. A HIN starts with the letter X and usually followed by 10 numbers, e.g. X0001234567.
Dividend	A dividend is a payment made to shareholders from the company. This payment is a portion of the company's profits. ASX listed companies typically pay dividends twice a year, usually as an 'interim' dividend and a 'final dividend'. From time to time, a company may also pay a 'special' dividend.
Ex-dividend date	The ex-dividend date occurs two business days before the company's Record Date. To be entitled to a dividend a shareholder must have purchased the shares before the ex-dividend date. If you purchase shares on or after that date, the previous owner of the shares (and not you) is entitled to the dividend.
Interim dividend	A dividend paid during a year representing a return based on the previous six months' financial performance and the outlook for the future.
Final dividend	A dividend paid during a year representing a return based on the previous twelve months' financial performance.
Special dividend	A dividend paid by the company outside typical recurring (interim and final) dividend cycle.
Record date	The record date is the date the share registries use in determining who is entitled to a dividend or entitlement associated with a security. Those who held the security in the company and were on the register on the record date are eligible for the entitlement.
Payment date	The date on which a declared dividend is scheduled to be paid.
Unfranked dividend	Dividends which do not carry a franking credit.
Franked dividend	Franked dividends are paid to security holders out of profits on which the company has already paid tax.
Franking /Imputation Credit	A franking credit is your share of tax paid by a company on the profits from which your dividend are paid. They are also known as Imputation Credits.
Total subscription	Total subscription can include, but are not limited to: CommSec/RESS fees, Morningstar research subscription fees and CommSec share trade alerts.
Other fees	Other fees can include, but are not limited to: Off market transfer fees, conditional trading fees, rejection fees, early and late settlement fees, fail fees, SRN query, rebooking fees, cheque payment fee or cheque dishonour fees and the printing and posting of contract notes.
Corporate action (CA)	Any action initiated by the company or corporation, for the purpose of giving an entitlement to shareholders.


23900 /

242001

Jakins Superannuation Fund Member Accounts for 2021 Financial Year

Account No. 001 002 003
 Member: Paul Jakins Dianne Jakins Kevin Jakins

Date Received	C	Contributions Amount	Balance	Date Received	C	Contributions Amount	Balance	Date Received	C	Contributions Amount	Balance
Opening Balance			265,439.81	Opening Balance			214,057.17	Opening Balance			58,152.73
3/07/2020	bc	1,618.16						01-Jul-2020	SR	2,630.76	
7/08/2020	bc	1,630.52						08-Oct-2021	SR	1,534.68	
7/09/2020	bc	2,658.00						08-Jan-2021	SR	1,425.06	
7/10/2020	bc	1,661.17						11-Apr-2021	SR	1,425.06	
23/10/2020	bc	2,449.46						27-Jun-2021	SR	11,425.06	
12/11/2020	bc	1,463.12									
17/12/2020	bc	1,463.12									
20/01/2021	bc	1,488.74									
2/03/2021	bc	1,475.92									
5/03/2021	bc	1,475.92									
3/05/2021	bc	2,245.89									
28/05/2021	bc	1,463.12									
21/06/2021	bc	1,463.12									
Contribution Total		22,556.26		Contribution Total		0.00		Contribution Total		18,440.62	
Insurance Claim		0.00		N.E.T. Received		15,789.38		Insurance Claim		0.00	
Credit Total			22,556.26	Credit Total			15,789.38	Credit Total			18,440.62
Non Earning Transfer		-15,789.38		Non Earning Transfer		n/a		Non Earning Transfer		n/a	
Life Insurance		-2,599.45		Life Insurance		n/a		Life Insurance		-3,661.90	
Contribution Tax		-1,015.03		Contribution Tax		-2,366.41		Contribution Tax		-2,766.09	
Insurance Payout		0.00		Insurance Payout		n/a		Insurance Payout		0.00	
Withholding Tax		0.00		Withholding Tax		n/a		Withholding Tax		0.00	
Debit Total			-19,403.86	Debit Total			-2,366.41	Debit Total			-6,427.99
			268,592.21				227,478.14				70,165.36
Yearly Returns			32,773.54	Yearly Returns			27,756.82	Yearly Returns			8,561.56
Account Balance 30/6/21			301,365.75	Account Balance 30/6/21			255,234.96	Account Balance 30/6/21			78,726.91



TAX INVOICE

Jakins Superannuation Fund
9 Hayes St
BUNBURY WA 6230
AUSTRALIA
ABN: 26 767 933 299

Invoice Date
3 Aug 2020

Invoice Number
INV-18445

ABN
60 600 197 000

4You Accounting & Taxation
PO Box 840
ROCKINGHAM WA 6968
AUSTRALIA

Description	Quantity	Unit Price	GST	Amount AUD
Preparation of Financial Statements and prepare documents for the year ended 30 June 2019.	1.00	1,200.00	10%	1,200.00
Preparation and Lodgement of 4 PAYGW statements for the financial year ending 30th of June 2019 and 2020.				
Called and back dated registration granted for PAYGW with the ATO.				
Preparation and Lodgement of Income Tax Return for the year ended 30th of June 2019.	1.00	300.00	10%	300.00
SMSF Audit	1.00	340.91	10%	340.91
			Subtotal	1,840.91
			TOTAL GST 10%	184.09
			TOTAL AUD	2,025.00
			Less Amount Paid	2,025.00
			AMOUNT DUE AUD	0.00

Due Date: 17 Aug 2020


PLEASE INCLUDE YOUR INVOICE NO. IN BANKING REFERENCE IF MAKING PAYMENT ONLINE

BSB 066159

A/c no. 10935332

Credit Card payment is also available by contacting our office on 08 9528 5863.

When paying by cheque, please complete this payment advice, detach and post to the address provided. Please note that our terms are 14 days and unpaid accounts are liable for up to 25% debt collection service fee, added to the unpaid balance.



TAX INVOICE

Jakins Superannuation Fund
9 Hayes St
BUNBURY WA 6230
AUSTRALIA
ABN: 26 767 933 299

Invoice Date
10 Mar 2021

Invoice Number
INV-21084

ABN
60 600 197 000

4You Accounting & Taxation
PO Box 840
ROCKINGHAM WA 6968
AUSTRALIA

Description	Quantity	Unit Price	GST	Amount AUD
Preparation and lodgement of Self Managed Superannuation Fund Taxation Return the year ended 30 June 2020.	1.00	363.64	10%	363.64
Preparation of Financial Statements and preparing compliance documents for the year ended 30 June 2020.	1.00	1,500.00	10%	1,500.00
Correspondence and advice for the period to date.				
SMSF Audit Fee 2020	1.00	340.91	10%	340.91
			Subtotal	2,204.55
			TOTAL GST 10%	220.45
			TOTAL AUD	2,425.00
			Less Amount Paid	2,425.00
			AMOUNT DUE AUD	0.00

Due Date: 24 Mar 2021

PLEASE INCLUDE YOUR INVOICE NO. IN BANKING REFERENCE IF MAKING PAYMENT ONLINE

BSB 066159

A/c no. 10935332

Credit Card payment is also available by contacting our office on 08 9528 5863.

When paying by cheque, please complete this payment advice, detach and post to the address provided. Please note that our terms are 14 days and unpaid accounts are liable for up to 25% debt collection service fee, added to the unpaid balance.

5th October 2021

TAL

39000/- IA

┌ 005008 000



Jakins Superannuation Fund
51B Westhaven Drive
WOODVALE WA 6026

Dear Trustee

**2021 Annual Statement Insurance through Superannuation
Policy number: 1550489**

We're pleased to provide an update about your policy for the year ended 30 June 2021.

Your Annual Statement contains a summary of your policy and details of your insurance benefits. This statement is for general information only and does not constitute an annual statement for the purposes of Section 1017D of the *Corporations Act 2001 (Cth)*.

Important

Please note that this statement outlines details of your insurance through superannuation only.

Are your contact details up to date?

The email address we have on file for you is kevin@sunsetroofmaintenance.com.au. If your email or any other contact details have changed, please let us know and we'll update them for you.

More information

If you have any questions, please contact your financial adviser. You can also get in touch with us directly by phone on 1300 209 088 or by email to customerservice@tal.com.au.

Thank you for choosing TAL for your insurance needs.

Yours sincerely

TAL Customer Service

TAL Life Limited

ABN 70 050 109 450 | AFSL 237848
GPO Box 5380, Sydney NSW 2001
Level 16, 363 George Street
Sydney NSW 2000

Customer Service
P 1300 209 088
F 1300 351 133
E customerservice@tal.com.au

W tal.com.au

39000/- 1A



39000 / - 1A

Superannuation

Annual Statement

1 July 2020 to 30 June 2021

Life Insured	: Kevin Robert Jakins	Commencement date	: 25/03/2015
Policy number	: 1550489		
Adviser	: Not Applicable		
Adviser number	: N/A		
Policy Owner	: Jakins Superannuation Fund		
Issuer	: TAL Life Limited		
AFSL	: 237848	ABN	: 70 050 109 450

Insurance Benefits as at 30 June 2021

Kevin Robert Jakins's Benefits	\$
Death Sum Insured	500000.00
Total and Permanent Disablement Sum Insured	500000.00
Disability Sum Insured	4875.00

Summary

	\$
Withdrawal Value as at 01/07/2020	0.00
Total Premiums and Rollovers	3661.90
Total Insurance Premiums	(3661.90)
Withdrawal Value as at 30/06/2021	0.00
Total Policy Fees (included in total insurance premiums paid)	102.85

TAL Life Limited

ABN 70 050 109 450 | AFSL 237848
GPO Box 5380, Sydney NSW 2001
Level 16, 363 George Street
Sydney NSW 2000

Customer Service
P 1300 209 088
F 1300 351 133
E customerservice@tal.com.au

W tal.com.au

39000/- 1A

Superannuation

Annual Statement

Life Insured : Kevin Robert Jakins

Policy number : 1550489

Transaction listing

Date	Transaction	Amount \$
25/03/2021	Premium	3661.90
25/03/2021	Insurance Premium	(3661.90)

39000 / IA

Important information

This statement has been prepared by TAL Life Limited, ABN 70 050 109 450 (TAL). It outlines the value of the benefits that your insurance provided as at 30 June 2021 and the transactions that occurred during the prior twelve month period. This statement is for information purposes and should be read in conjunction with the disclosure documents you received when you commenced this insurance.

TAL has taken reasonable care in preparing this statement but reserves the right to make amendments in the event of an error. The information contained within this statement is of a general nature only and does not take into account your particular objectives, financial situation and needs. You should obtain appropriate independent financial and tax advice and read the Product Disclosure Statement (or, if applicable, other disclosure documents) before making a decision about your insurance.

Your insurance benefits

TAL allows you the flexibility to alter your insurance benefits as your personal circumstances change. You should seek advice from your financial adviser about the appropriate level of insurance cover for your individual circumstances.

Assets of the fund

Under superannuation law you should be aware that assets of the self-managed superannuation fund (SMSF) remain the responsibility of the trustee of the SMSF and should be kept separate from your personal assets.

We act on instructions from the trustee of your SMSF in relation to the life risk policies insured.

Additional explanation of policy fees and costs

For full details on the fees, expenses and charges applicable to your insurance cover, please refer to the disclosure documents.

Withdrawal value

This statement relates to your life insurance which does not acquire a withdrawal value. If you terminate this insurance at any time (when you are not eligible to make a claim) no cash value will be payable.

Complaints

If you have an issue or complaint, please contact our Customer Service Team on 1300 209 088, Monday to Friday, between 8.00am - 7.00pm (AEST/AEDT). Alternatively, you may wish to address your complaint in writing to:

Internal Dispute Resolution
GPO BOX 5380
Sydney NSW 2001
IDRcomplaints@tal.com.au

39000/- 1A

We aim to resolve all complaints quickly and fairly. If you are not satisfied with our final response to your complaint, or you have not received our final response to your complaint within 45 days or 90 days in relation to death benefit distributions of the date we received your complaint, you may lodge a complaint with the Australian Financial Complaints Authority (AFCA). AFCA is an external dispute resolution scheme that provides a fair and independent complaint resolution service that is free to consumers:

Online: www.afca.org.au
Email: info@afca.org.au
Phone: 1800 931 678 (free call within Australia)
Mail: Australian Financial Complaints Authority
GPO Box 3, Melbourne VIC 3001

Time limits may apply to complain to AFCA, so you should act quickly. Please consult the AFCA website, or call them, to find out if or when the time limit relevant to your circumstances expires. AFCA has authority to hear certain complaints and can advise if they can assist you.

Your privacy

In this section, the words 'we' and 'our' refer to both TAL and the Trustee.

The way in which we collect, secure, hold, use and disclose personal and sensitive information (your information) is explained in our privacy policies. These policies can be obtained online at www.tal.com.au/privacy-policy (all policies) and www.mercer.com.au/privacy.html (TAL Super policies only) or by contacting us.

If you have any questions about the way in which your information is managed, or would like a paper copy of our privacy policies, please contact us by phone on 1300 209 088 or by email to customerservice@tal.com.au.

Contacting TAL

If you have any questions or would like more information about your TAL product, you can contact us by phone on 1300 209 088 or by email to customerservice@tal.com.au. You can also write to us at TAL Life Limited, GPO Box 5380 Sydney NSW 2001.

If you have a question specific to your individual circumstances, please contact your financial adviser. If you do not have a financial adviser, please call us and we'll put you in touch with one.



60400/ - 847

Your Statement

Statement 100 (Page 1 of 2)

Account Number 06 6000 10692847

Statement Period 21 Jun 2020 - 20 Sep 2020

Closing Balance \$181,241.18 CR

Enquiries 13 1998
 (24 hours a day, 7 days a week)



053

THE TRUSTEES
 JAKINS SUPERANNUATION FUND
 9 HAYES ST
 BUNBURY WA 6230

Direct Investment Account

If this account has an attached overdraft limit or facility and we send you a statement every 4 or 6 months, we will update your statement preference to every 3 months as part of changes made to the new Banking Code of Practice from 1 July 2019.

Name: PAUL DOUGLAS JAKINS AND
 DIANNE ELIZABETH JAKINS IN TRUST FOR
 JAKINS SUPERANNUATION FUND

Note: Have you checked your statement today? It's easy to find out more information about each of your transactions by logging on to the CommBank App or NetBank. Should you have any questions on fees or see an error please contact us on the details above. Cheque proceeds are available when cleared.

The date of transactions shown here may be different on your other transaction lists (for example, the transaction list that appears on the CommBank app).

Date	Transaction	Debit	Credit	Balance
21 Jun	2020 OPENING BALANCE			\$179,091.72 CR
26 Jun	Direct Debit 062934 COMMSEC SECURITI COMMSEC	9,559.95		\$169,531.77 CR ✓
01 Jul	CREDIT INTEREST EARNED on this account to June 30, 2020 is \$296.75			
01 Jul	Direct Credit 012721 ATO ATO003000012500204		2,630.76	\$172,162.53 CR
03 Jul	Direct Credit 002473 NAB INTERIM DIV DV211/00976944		450.00	\$172,612.53 CR
03 Jul	Direct Credit 481471 SuperChoice P/L PC290620-105789126		1,618.16	\$174,230.69 CR
06 Jul	Direct Debit 062934 COMMSEC SECURITI COMMSEC	8,119.95		\$166,110.74 CR
09 Jul	Direct Debit 062934 COMMSEC SECURITI COMMSEC	8,769.95		\$157,340.79 CR
16 Jul	Direct Credit 513275 HACK DST JUNE 001242402610		914.64	\$158,255.43 CR
06 Aug	Direct Credit 012721 ATO ATO009000012844330		1,725.82	\$159,981.25 CR
07 Aug	Direct Credit 481471 SuperChoice P/L PC030820-160092839		1,630.52	\$161,611.77 CR
27 Aug	Transfer to CBA A/c NetBank INV 18445	2,025.00		\$159,586.77 CR


604001-847

Statement 100

(Page 2 of 2)

Account Number

06 6000 10692847



Date	Transaction	Debit	Credit	Balance			
03 Sep	Direct Credit 062895 COMMONWEALTH SEC COMMSEC		8,983.80	\$168,570.57 CR			
07 Sep	Direct Credit 361578 QUICKSUPER QUICKSPR2772701744		2,658.00	\$171,228.57 CR			
14 Sep	Direct Credit 062895 COMMONWEALTH SEC COMMSEC		9,980.05	\$181,208.62 CR			
15 Sep	Direct Credit 000226 LLC DIST FIN20/00821542		32.56	\$181,241.18 CR			
20 Sep	2020 CLOSING BALANCE			\$181,241.18 CR			
	Opening balance	-	Total debits	+	Total credits	=	Closing balance
	\$179,091.72 CR		\$28,474.85		\$30,624.31		\$181,241.18 CR

Your Credit Interest Rate Summary

Date	Balance	Standard Credit Interest Rate (p.a.)
20 Sep	Less than \$5,000.00	0.00%
	\$5,000.00 - \$49,999.99	0.00%
	\$50,000.00 - \$249,999.99	0.00%
	\$250,000.00 and over	0.05%

Note. Interest rates are effective as at the date shown but are subject to change.



604001 - 847

Your Statement

Statement 101 (Page 1 of 3)

Account Number 06 6000 10692847

Statement Period 21 Sep 2020 - 20 Dec 2020

Closing Balance \$225,410.57 CR

Enquiries 13 1998
 (24 hours a day, 7 days a week)



053

THE TRUSTEES
 JAKINS SUPERANNUATION FUND
 9 HAYES ST
 BUNBURY WA 6230



Direct Investment Account

If this account has an attached overdraft limit or facility and we send you a statement every 4 or 6 months, we will update your statement preference to every 3 months as part of changes made to the new Banking Code of Practice from 1 July 2019.

Name: PAUL DOUGLAS JAKINS AND
 DIANNE ELIZABETH JAKINS IN TRUST FOR
 JAKINS SUPERANNUATION FUND

Note: Have you checked your statement today? It's easy to find out more information about each of your transactions by logging on to the CommBank App or NetBank. Should you have any questions on fees or see an error please contact us on the details above. Cheque proceeds are available when cleared.

The date of transactions shown here may be different on your other transaction lists (for example, the transaction list that appears on the CommBank app).

Date	Transaction	Debit	Credit	Balance
21 Sep 2020	OPENING BALANCE			\$181,241.18 CR
22 Sep	Direct Credit 140504 SONIC HEALTHCARE FIN20/00814290		765.00	\$182,006.18 CR
24 Sep	Direct Credit 487724 MCPHERSON'S LTD SEP20/00801561		210.00	\$182,216.18 CR
24 Sep	Direct Credit 302169 APX ITM DIV 001252194851		22.50	\$182,238.68 CR
24 Sep	Direct Credit 396297 RESMED DIVIDEND SEP20/00809095		28.47	\$182,267.15 CR
24 Sep	Direct Credit 326860 ALTIUM LIMITED SEP20/00804011		51.00	\$182,318.15 CR
24 Sep	Direct Credit 088147 TLS FNL DIV 001250746641		240.00	\$182,558.15 CR
29 Sep	Direct Credit 458106 COLES GROUP LTD FIN20/01067538		275.00	\$182,833.15 CR
30 Sep	Direct Credit 208379 DATA#3 FNL DIV 001252431929		352.00	\$183,185.15 CR
02 Oct	Direct Credit 458106 MONADELPHOUS LTD REC20/00802872		130.00	\$183,315.15 CR
02 Oct	Direct Credit 127387 Origin Energy S00013729603		200.00	\$183,515.15 CR
05 Oct	Direct Credit 218892 IVC ITM DIV 001249709341		55.00	\$183,570.15 CR


604001-847

Statement 101

(Page 2 of 3)

Account Number

06 6000 10692847



Date	Transaction	Debit	Credit	Balance
05 Oct	Direct Credit 218892 IVC FNL DIV 001248942344		235.00	\$183,805.15 CR
07 Oct	Direct Credit 481471 SuperChoice P/L PC011020-109469361		1,661.17	\$185,466.32 CR
08 Oct	Direct Credit 012721 ATO ATO001100013237428		1,534.68	\$187,001.00 CR
08 Oct	Direct Credit 523274 BRAMBLES LIMITED S00013729603		250.80	\$187,251.80 CR
09 Oct	Direct Credit 458106 RWC DIVIDEND OCT20/00802146		112.50	\$187,364.30 CR
13 Oct	Direct Credit 373474 SEVEN GROUP S00013729603		210.00	\$187,574.30 CR
14 Oct	Direct Credit 217053 BSL FNL DIV 001252511181		200.00	\$187,774.30 CR
21 Oct	Direct Credit 417100 SUN FINAL DIV 001251005259		200.00	\$187,974.30 CR
23 Oct	Direct Credit 481471 SuperChoice P/L PC161020-106158531		2,449.46	\$190,423.76 CR
12 Nov	Direct Credit 481471 SuperChoice P/L PC061120-126318359		1,463.12	\$191,886.88 CR
25 Nov	Direct Credit 018216 BRICKWORKS DIV NOV20/00803557		390.00	\$192,276.88 CR
07 Dec	TAX OFFICE PAYMENTS NetBank BPAY 75556 001267679332997460 ATO Payment	706.00		\$191,570.88 CR
10 Dec	Direct Credit 002473 NAB FINAL DIV DV212/00474946		270.00	\$191,840.88 CR
14 Dec	Direct Credit 418559 SOL DIVIDEND 79900022906		350.00	\$192,190.88 CR
16 Dec	Direct Debit 062934 COMMSEC SECURITI COMMSEC	11,369.95		\$180,820.93 CR
17 Dec	Direct Credit 396297 RESMED DIVIDEND DEC20/00808983		28.30	\$180,849.23 CR
17 Dec	Direct Credit 481471 SuperChoice P/L PC111220-178510286		1,463.12	\$182,312.35 CR
18 Dec	Direct Credit 062895 COMMONWEALTH SEC COMMSEC		43,098.22	\$225,410.57 CR
20 Dec	2020 CLOSING BALANCE			\$225,410.57 CR

Opening balance	-	Total debits	+	Total credits	=	Closing balance
\$181,241.18 CR		\$12,075.95		\$56,245.34		\$225,410.57 CR

60400/_ 847

Statement 101

(Page 3 of 3)

Account Number

06 6000 10692847

Your Credit Interest Rate Summary

Date	Balance	Standard Credit Interest Rate (p.a.)
20 Dec	Less than \$5,000.00	0.00%
	\$5,000.00 - \$49,999.99	0.00%
	\$50,000.00 - \$249,999.99	0.00%
	\$250,000.00 and over	0.00%

Note. Interest rates are effective as at the date shown but are subject to change.





60400/-847

Your Statement

Statement 102 (Page 1 of 2)

Account Number 06 6000 10692847

Statement Period 21 Dec 2020 - 20 Mar 2021

Closing Balance \$155,403.31 CR

Enquiries 13 1998
 (24 hours a day, 7 days a week)



053

THE TRUSTEES
 JAKINS SUPERANNUATION FUND
 9 HAYES ST
 BUNBURY WA 6230

Direct Investment Account

If this account has an attached overdraft limit or facility and we send you a statement every 4 or 6 months, we will update your statement preference to every 3 months as part of changes made to the new Banking Code of Practice from 1 July 2019.

Name: PAUL DOUGLAS JAKINS AND
 DIANNE ELIZABETH JAKINS IN TRUST FOR
 JAKINS SUPERANNUATION FUND

Note: Have you checked your statement today? It's easy to find out more information about each of your transactions by logging on to the CommBank App or NetBank. Should you have any questions on fees or see an error please contact us on the details above. Cheque proceeds are available when cleared.


The date of transactions shown here may be different on your other transaction lists (for example, the transaction list that appears on the CommBank app).

Date	Transaction	Debit	Credit	Balance
21 Dec 2020	OPENING BALANCE			\$225,410.57 CR
21 Dec	Direct Debit 000117 ZURICH LIFE 4723720 3N	3,518.10		\$221,892.47 CR
08 Jan	Direct Credit 012721 ATO ATO002000014397457		1,425.06	\$223,317.53 CR
11 Jan	Direct Debit 062934 COMMSEC SECURITI COMMSEC	10,529.95		\$212,787.58 CR
20 Jan	Direct Credit 481471 SuperChoice P/L PC130121-107356686		1,488.74	\$214,276.32 CR
20 Jan	Direct Debit 062934 COMMSEC SECURITI COMMSEC	13,629.95		\$200,646.37 CR
29 Jan	Direct Debit 062934 COMMSEC SECURITI COMMSEC	14,229.95		\$186,416.42 CR
01 Feb	Direct Debit 062934 COMMSEC SECURITI COMMSEC	6,619.95		\$179,796.47 CR
11 Feb	Direct Debit 062934 COMMSEC SECURITI COMMSEC	4,613.55		\$175,182.92 CR
12 Feb	Direct Debit 062934 COMMSEC SECURITI COMMSEC	1,293.60		\$173,889.32 CR
18 Feb	Direct Debit 062934 COMMSEC SECURITI COMMSEC	13,645.45		\$160,243.87 CR
25 Feb	Direct Credit 455869 ZURICH AUST. LTD 03592992 JAKINS SU		918.65	\$161,162.52 CR

60400 / - 847

Account Number

06 6000 10692847



Date	Transaction	Debit	Credit	Balance
26 Feb	Direct Credit 207454 STOCKLAND LTD FEB21/00821783		282.50	\$161,445.02 CR
26 Feb	Direct Debit 062934 COMMSEC SECURITI COMMSEC	9,509.95		\$151,935.07 CR
02 Mar	Direct Credit 481471 SuperChoice P/L PC230221-183844749		1,475.92	\$153,410.99 CR
05 Mar	Direct Credit 481471 SuperChoice P/L PC260221-184134989		1,475.92	\$154,886.91 CR
17 Mar	Direct Credit 000226 LLC DIST 21REC/00821415		150.00	\$155,036.91 CR
18 Mar	Direct Credit 487724 MCPHERSON'S LTD MAR21/00802298		105.00	\$155,141.91 CR
18 Mar	Direct Credit 396297 RESMED DIVIDEND MAR21/00808939		26.40	\$155,168.31 CR
19 Mar	Direct Credit 302169 APX FNL DIV 001258159681		55.00	\$155,223.31 CR
19 Mar	Direct Credit 358020 JUMBO INTERACTIV MAR21/00802584		180.00	\$155,403.31 CR
20 Mar	2021 CLOSING BALANCE			\$155,403.31 CR

Opening balance	-	Total debits	+	Total credits	=	Closing balance
\$225,410.57 CR		\$77,590.45		\$7,583.19		\$155,403.31 CR

Your Credit Interest Rate Summary

Date	Balance	Standard Credit Interest Rate (p.a.)
20 Mar	Less than \$5,000.00	0.00%
	\$5,000.00 - \$49,999.99	0.00%
	\$50,000.00 - \$249,999.99	0.00%
	\$250,000.00 and over	0.00%

Note. Interest rates are effective as at the date shown but are subject to change.



60400/_847

Your Statement

Statement 103 (Page 1 of 3)

Account Number 06 6000 10692847

Statement Period 21 Mar 2021 - 20 Jun 2021

Closing Balance \$151,958.44 CR

Enquiries 13 1998
 (24 hours a day, 7 days a week)



053

THE TRUSTEES
 JAKINS SUPERANNUATION FUND
 9 HAYES ST
 BUNBURY WA 6230



Direct Investment Account

If this account has an attached overdraft limit or facility and we send you a statement every 4 or 6 months, we will update your statement preference to every 3 months as part of changes made to the new Banking Code of Practice from 1 July 2019.

Name: PAUL DOUGLAS JAKINS AND
 DIANNE ELIZABETH JAKINS IN TRUST FOR
 JAKINS SUPERANNUATION FUND

Note: Have you checked your statement today? It's easy to find out more information about each of your transactions by logging on to the CommBank App or NetBank. Should you have any questions on fees or see an error please contact us on the details above. Cheque proceeds are available when cleared.

The date of transactions shown here may be different on your other transaction lists (for example, the transaction list that appears on the CommBank app).

Date	Transaction	Debit	Credit	Balance
21 Mar 2021	OPENING BALANCE			\$155,403.31 CR
23 Mar	Direct Credit 326860 ALTium LIMITED MAR21/00804293		95.00	\$155,498.31 CR
24 Mar	Direct Credit 062895 COMMONWEALTH SEC COMMSEC		9,730.05	\$165,228.36 CR
24 Mar	Direct Credit 140504 SONIC HEALTHCARE INT21/00814708		540.00	\$165,768.36 CR
25 Mar	Direct Debit 245397 TAL Life Limited 1550489-B2850580	3,661.90		\$162,106.46 CR
26 Mar	Direct Credit 270211 MMS PAYMENT MAR21/00801335		302.00	\$162,408.46 CR
26 Mar	Direct Credit 062895 COMMONWEALTH SEC COMMSEC		19,095.05	\$181,503.51 CR
26 Mar	Direct Credit 458106 COLES GROUP LTD INT21/01062832		330.00	\$181,833.51 CR
26 Mar	Direct Credit 458106 MONADELPHOUS LTD REC21/00802854		480.00	\$182,313.51 CR
26 Mar	Direct Credit 088147 TLS ITM DIV 001257799314		240.00	\$182,553.51 CR
26 Mar	Direct Credit 127387 Origin Energy S00013729603		250.00	\$182,803.51 CR
31 Mar	Direct Credit 208379 DATA#3 ITM DIV 001259475722		330.00	\$183,133.51 CR


60400 / 847

Statement 103

(Page 2 of 3)

Account Number

06 6000 10692847



Date	Transaction	Debit	Credit	Balance
01 Apr	Direct Credit 417100 SUN INTERIM DIV 001255885344		520.00	\$183,653.51 CR
08 Apr	Direct Credit 523274 Brambles Limited S00013729603		261.60	\$183,915.11 CR
09 Apr	Direct Credit 012721 ATO ATO001000014909883		318.01	\$184,233.12 CR
11 Apr	Direct Credit 012721 ATO ATO005000014365179		1,425.06	\$185,658.18 CR
12 Apr	Transfer to other Bank NetBank MotelySubscription	299.00		\$185,359.18 CR
19 Apr	Transfer to CBA A/c NetBank Inv 21084	2,425.00		\$182,934.18 CR
20 Apr	Direct Credit 373474 SEVEN GROUP S00013729603		230.00	\$183,164.18 CR
22 Apr	Direct Credit 218892 IVC FNL DIV 001259655507		140.00	\$183,304.18 CR
22 Apr	Direct Debit 062934 COMMSEC SECURITI COMMSEC	8,719.95		\$174,584.23 CR
26 Apr	Direct Debit 062934 COMMSEC SECURITI COMMSEC	6,419.95		\$168,164.28 CR
28 Apr	Direct Credit 018216 BRICKWORKS DIV APR21/00804284		210.00	\$168,374.28 CR
03 May	Direct Credit 481471 SuperChoice P/L PC260421-111553470		2,245.89	\$170,620.17 CR
04 May	Direct Debit 062934 COMMSEC SECURITI COMMSEC	14,814.90		\$155,805.27 CR
14 May	Direct Credit 418559 SOL DIVIDEND 79900022906		260.00	\$156,065.27 CR
18 May	Direct Debit 062934 COMMSEC SECURITI COMMSEC	5,569.95		\$150,495.32 CR
28 May	Direct Credit 481471 SuperChoice P/L PC240521-158765180		1,463.12	\$151,958.44 CR
20 Jun 2021	CLOSING BALANCE			\$151,958.44 CR

Opening balance	-	Total debits	+	Total credits	=	Closing balance
\$155,403.31 CR		\$41,910.65		\$38,465.78		\$151,958.44 CR

60400 / 847

Statement 103

(Page 3 of 3)

Account Number

06 6000 10692847

Your Credit Interest Rate Summary

Date	Balance	Standard Credit Interest Rate (p.a.)
20 Jun	Less than \$5,000.00	0.00%
	\$5,000.00 - \$49,999.99	0.00%
	\$50,000.00 - \$249,999.99	0.00%
	\$250,000.00 and over	0.00%

Note. Interest rates are effective as at the date shown but are subject to change.





60400/-847

Your Statement

Statement 104 (Page 1 of 2)

Account Number 06 6000 10692847

Statement Period 21 Jun 2021 - 20 Sep 2021

Closing Balance \$122,047.20 CR

Enquiries 13 1998
 (24 hours a day, 7 days a week)



053

THE TRUSTEES
 JAKINS SUPERANNUATION FUND
 9 HAYES ST
 BUNBURY WA 6230



Direct Investment Account

If this account has an attached overdraft limit or facility and we send you a statement every 4 or 6 months, we will update your statement preference to every 3 months as part of changes made to the new Banking Code of Practice from 1 July 2019.

Name: PAUL DOUGLAS JAKINS AND
 DIANNE ELIZABETH JAKINS IN TRUST FOR
 JAKINS SUPERANNUATION FUND


Note: Have you checked your statement today? It's easy to find out more information about each of your transactions by logging on to the CommBank App or NetBank. Should you have any questions on fees or see an error please contact us on the details above. Cheque proceeds are available when cleared.

The date of transactions shown here may be different on your other transaction lists (for example, the transaction list that appears on the CommBank app).

Date	Transaction	Debit	Credit	Balance
21 Jun 2021	OPENING BALANCE			\$151,958.44 CR
21 Jun	Direct Credit 481471 SuperChoice P/L PC150621-150215124		1,463.12	\$153,421.56 CR
27 Jun	Direct Credit 012721 ATO ATO001100014297486		11,425.06	\$164,846.62 CR
02 Jul	Direct Credit 531543 NAB INTERIM DIV DV221/00973513		540.00	\$165,386.62 CR
05 Jul	Direct Credit 481471 SuperChoice P/L PC290621-141036796		1,527.15	\$166,913.77 CR
07 Jul	Direct Credit 062895 COMMONWEALTH SEC COMMSEC		830.10	\$167,743.87 CR
16 Jul	Direct Credit 513275 HACK DST JUNE 001262031591		589.62	\$168,333.49 CR
16 Jul	Direct Debit 062934 COMMSEC SECURITI COMMSEC	13,129.95		\$155,203.54 CR
26 Jul	Direct Debit 062934 COMMSEC SECURITI COMMSEC	16,349.90		\$138,853.64 CR
04 Aug	Direct Debit 062934 COMMSEC SECURITI COMMSEC	20,779.95		\$118,073.69 CR
18 Aug	Direct Credit 481471 SuperChoice P/L PC120821-123347039		1,532.85	\$119,606.54 CR
31 Aug	Direct Credit 207454 STOCKLAND LTD AUG21/00821168		332.50	\$119,939.04 CR

Handwritten signature

60400/847



Date	Transaction	Debit	Credit	Balance			
03 Sep	Direct Credit 481471 SuperChoice P/L PC300821-114987568		1,538.16	\$121,477.20 CR			
15 Sep	Direct Credit 000226 LLC DIST AUD21/00821077		120.00	\$121,597.20 CR			
17 Sep	Direct Credit 123816 SCHAFFER CORP SEP21/00800613		450.00	\$122,047.20 CR			
20 Sep	2021 CLOSING BALANCE			\$122,047.20 CR			
Opening balance		-	Total debits	+	Total credits	=	Closing balance
\$151,958.44 CR			\$50,259.80		\$20,348.56		\$122,047.20 CR

Your Credit Interest Rate Summary

Date	Balance	Standard Credit Interest Rate (p.a.)
20 Sep	Less than \$5,000.00	0.00%
	\$5,000.00 - \$49,999.99	0.00%
	\$50,000.00 - \$249,999.99	0.00%
	\$250,000.00 and over	0.00%

Note. Interest rates are effective as at the date shown but are subject to change.

CommSec Trading Account for 2021 Financial Year

60400 -

Notes on
Boys &
Sells via
Excel bank
Rec

Date	Description	Share Trading						Daily Total	Amount	Balance
		TC	Code	Number	Unit Price	Brokerage	Total			
01-Jul-20	Opening Balance								169,531.77	
	Bank Interest					0.00	0.00	0.00	169,531.77	
	Contribution SR					0.00	0.00	2,630.76	172,162.53	
03-Jul-20	Dividend NAB					0.00	0.00	450.00	172,612.53	
	Contribution BC							1,618.16	174,230.69	
06-Jul-20	Share Trading	B	MCP ✓	3000	2.700	19.95	-8,119.95	-8,119.95	166,110.74	
09-Jul-20	Share Trading	B	SGP ✓	2500	3.500	19.95	-8,769.95	-8,769.95	157,340.79	
16-Jul-20	Distribution HACK						0.00	914.64	158,255.43	
06-Aug-20	ATO Rebate					0.00	0.00	1,725.82	159,981.25	
07-Aug-20	Contribution BC					0.00	0.00	1,630.52	161,611.77	
27-Aug-20	Accountancy Fee					0.00	0.00	-2,025.00	159,586.77	
03-Sep-20	Share Trading	S	RWC ✓	2401	3.750	19.95	8,983.80	8,983.80	168,570.57	
07-Sep-20	Contribution BC					0.00	0.00	2,658.00	171,228.57	
	Share Trading	S	CWY ✓	4000	2.500	19.95	9,980.05	9,980.05	181,208.62	
15-Sep-20	Dividend LLC					0.00	0.00	32.56	181,241.18	
22-Sep-20	Dividend SHL					0.00	0.00	765.00	182,006.18	
24-Sep-20	Dividend RMD					0.00	0.00	28.47	182,034.65	
	Dividend ALU					0.00	0.00	51.00	182,085.65	
	Dividend TLS					0.00	0.00	240.00	182,325.65	
	Dividend MCP					0.00	0.00	210.00	182,535.65	
	Dividend APX					0.00	0.00	22.50	182,558.15	
29-Sep-20	Dividend DTL					0.00	0.00	352.00	182,910.15	
	Dividend COL					0.00	0.00	275.00	183,185.15	
30-Sep-20	Dividend MND					0.00	0.00	130.00	183,315.15	
02-Oct-20	Dividend ORG					0.00	0.00	200.00	183,515.15	
05-Oct-20	Dividend IVC					0.00	0.00	235.00	183,750.15	
	Defer Dividend IVC					0.00	0.00	55.00	183,805.15	
07-Oct-20	Contribution BC					0.00	0.00	1,661.17	185,466.32	
08-Oct-20	Dividend BXB					0.00	0.00	250.80	185,717.12	
	ATO Contribution SR					0.00	0.00	1,534.68	187,251.80	
09-Oct-20	Defer Dividend RWC					0.00	0.00	112.50	187,364.30	
13-Oct-20	Dividend SVW					0.00	0.00	210.00	187,574.30	
14-Oct-20	Dividend BSL					0.00	0.00	200.00	187,774.30	
21-Oct-20	Dividend SUN					0.00	0.00	200.00	187,974.30	
23-Oct-20	Contribution BC					0.00	0.00	2,449.46	190,423.76	
12-Nov-20	Contribution BC					0.00	0.00	1,463.12	191,886.88	
25-Nov-20	Dividend BKW					0.00	0.00	390.00	192,276.88	
07-Dec-20	ATO Payment					0.00	0.00	-706.00	191,570.88	
10-Dec-20	Dividend NAB					0.00	0.00	270.00	191,840.88	
14-Dec-20	Dividend SOL					0.00	0.00	350.00	192,190.88	
16-Dec-20	Share Trading	B	IVC ✓	1000	11.340	29.95	-11,369.95	-11,369.95	180,820.93	
17-Dec-20	Contribution BC					0.00	0.00	1,463.12	182,284.05	
	Resmed Dividend					0.00	0.00	28.30	182,312.35	
18-Dec-20	Share Trading	S	BSL ✓	2500	17.260	51.78	43,098.22	43,098.22	225,410.57	
21-Dec-20	Zurich Life					0.00	0.00	-3,518.10	221,892.47	
08-Jan-21	ATO Contribution SR					0.00	0.00	1,425.06	223,317.53	
11-Jan-21	Share Trading	B	DTL ✓	2000	5.250	29.95	-10,529.95	-10,529.95	212,787.58	
20-Jan-21	Share Trading	B	MND ✓	1000	13.600	29.95	-13,629.95	-13,629.95	199,157.63	
20-Jan-21	Contribution BC					0.00	0.00	1,488.74	200,646.37	
29-Jan-21	Share Trading	B	JIN ✓	1000	14.200	29.95	-14,229.95	-14,229.95	186,416.42	
01-Feb-21	Share Trading	B	NEA ✓	3000	2.200	19.95	-6,619.95	-6,619.95	179,796.47	
11-Feb-21	Share Trading	B	MMS ✓	348	13.200	19.95	-4,613.55	-4,613.55	175,182.92	
12-Feb-21	Share Trading	B	MMS ✓	98	13.200	0.00	-1,293.60	-1,293.60	173,889.32	
18-Feb-21	Share Trading	B	MMS ✓	554	13.250	10.00	-7,350.50	0.00	173,889.32	
	Share Trading	B	RUL ✓	5000	1.255	19.95	-6,294.95	-13,645.45	160,243.87	
25-Feb-21	Life Insurance Rebate					0.00	0.00	918.65	161,162.52	
26-Feb-21	Dividend SGP					0.00	0.00	282.50	161,445.02	
	Share Trading	B	APX ✓	500	18.980	19.95	-9,509.95	-9,509.95	151,935.07	
02-Mar-21	Contribution BC					0.00	0.00	1,475.92	153,410.99	
05-Mar-21	Contribution BC					0.00	0.00	1,475.92	154,886.91	
17-Mar-21	Dividend LLC					0.00	0.00	150.00	155,036.91	
18-Mar-21	Dividend MCP					0.00	0.00	105.00	155,141.91	
	Dividend RMD					0.00	0.00	26.40	155,168.31	
19-Mar-21	Dividend JIN					0.00	0.00	180.00	155,348.31	
	Dividend APX					0.00	0.00	55.00	155,403.31	
23-Mar-21	Dividend ALU					0.00	0.00	95.00	155,498.31	
24-Mar-21	Dividend SHL					0.00	0.00	540.00	156,038.31	
	Share Trading	S	TLS ✓	3000	3.250	19.95	9,730.05	9,730.05	165,768.36	
25-Mar-21	TAL Life Insurance					0.00	0.00	-3,661.90	162,106.46	
26-Mar-21	Dividend TLS					0.00	0.00	240.00	162,346.46	
	Dividend ORG					0.00	0.00	250.00	162,596.46	
	Dividend COL					0.00	0.00	330.00	162,926.46	
	Dividend MND					0.00	0.00	480.00	163,406.46	
	Dividend MMS					0.00	0.00	302.00	163,708.46	
	Share Trading	S	RMD ✓	750	25.500	29.95	19,095.05	19,095.05	182,803.51	
31-Mar-21	Dividend DTL					0.00	0.00	330.00	183,133.51	
01-Apr-21	Dividend SUN					0.00	0.00	520.00	183,653.51	
09-Apr-21	Dividend BXB					0.00	0.00	261.60	183,915.11	
	ATO Rebate					0.00	0.00	318.01	184,233.12	
11-Apr-21	ATO Contribution SR					0.00	0.00	1,425.06	185,658.18	
12-Apr-21	Motely Fool Subscription					0.00	0.00	-299.00	185,359.18	
19-Apr-21	Accountancy Payment					0.00	0.00	-2,425.00	182,934.18	
20-Apr-21	Dividend SVW					0.00	0.00	230.00	183,164.18	
	Share Trading	B	HACK ✓	1000	8.700	19.95	-8,719.95	-8,719.95	174,444.23	
22-Apr-21	Dividend IVC					0.00	0.00	140.00	174,584.23	
26-Apr-21	Share Trading	B	KGN ✓	500	12.800	19.95	-6,419.95	-6,419.95	168,164.28	
28-Apr-21	Dividend BKW					0.00	0.00	210.00	168,374.28	
03-May-21	Contribution BC					0.00	0.00	2,245.89	170,620.17	
04-May-21	Share Trading	B	ERD ✓	1500	5.250	19.95	-7,894.95	0.00	170,620.17	
	Share Trading	B	SFR ✓	1000	6.900	19.95	-6,919.95	-14,814.90	155,805.27	
14-May-21	Dividend SOL					0.00	0.00	260.00	156,065.27	
18-May-21	Share Trading	B	LYC ✓	1000	5.550	19.95	-5,569.95	-5,569.95	150,495.32	
28-May-21	Contribution BC					0.00	0.00	1,463.12	151,958.44	
21-Jun-21	Contribution BC					0.00	0.00	1,463.12	153,421.56	
27-Jun-21	Contribution SR					0.00	0.00	11,425.06	164,846.62	

Portfolio Valuation

30 JUNE 2021

CommSec



SHARES - 2170788 - HIN 35537228

77600 + 78200

MRS DIANNE ELIZABETH JAKINS + MR PAUL DOUGLAS JAKINS <JAKINS SUPER FUND A/C>

Portfolio	Units	Unit Price	Portfolio Value	% of Portfolio
ALU - ALTIUM LIMITED FPO (ORDINARY FULLY PAID)	500 ✓	\$36.6900	\$18,345.00	2.89%
APX - APPEN LIMITED FPO (ORDINARY FULLY PAID)	1,000 ✓	\$13.6000	\$13,600.00	2.14%
BKW - BRICKWORKS LIMITED FPO (ORDINARY FULLY PAID)	1,000 ✓	\$25.0700	\$25,070.00	3.95%
BXB - BRAMBLES LIMITED FPO (ORDINARY FULLY PAID)	2,000 ✓	\$11.4400	\$22,880.00	3.60%
COL - COLES GROUP FPO (ORDINARY FULLY PAID)	1,000 ✓	\$17.0900	\$17,090.00	2.69%
DTL - DATA#3 LIMITED FPO (ORDINARY FULLY PAID)	6,000 ✓	\$5.6100	\$33,660.00	5.30%
ERD - EROAD LIMITED FPO NZX (ORDINARY FULLY PAID FOREIGN EXEMPT NZX)	1,500 ✓	\$5.8200	\$8,730.00	1.37%
EVS - ENVIROSUITE LTD FPO (ORDINARY FULLY PAID)	10,000 ✓	\$0.0900	\$900.00	0.14%
HACK - BETA GLOBAL CYBER ETF UNITS (BETASHARES GLOBAL CYBERSECURITY ETF)	2,000 ✓	\$9.6200	\$19,240.00	3.03%
IVG - INVOCARE LIMITED FPO (ORDINARY FULLY PAID)	2,000 ✓	\$11.5700	\$23,140.00	3.64%
JIN - JUMBO INTERACTIVE FPO (ORDINARY FULLY PAID)	1,000 ✓	\$17.7700	\$17,770.00	2.80%
KGN - KOGAN.COM LTD FPO (ORDINARY FULLY PAID)	500 ✓	\$11.5800	\$5,790.00	0.91%
LLC - LENDLEASE GROUP STAPLED (FULLY PAID ORDINARY/UNITS STAPLED SECURITIES)	1,000 ✓	\$11.4600	\$11,460.00	1.80%
LYC - LYNAS RARE EARTHS FPO (ORDINARY FULLY PAID)	1,000 ✓	\$5.7100	\$5,710.00	0.90%
MCP - MCPHERSON'S LTD FPO (ORDINARY FULLY PAID)	3,000 ✓	\$1.1000	\$3,300.00	0.52%
MMS - MCMILLAN SHAKESPEARE FPO (ORDINARY FULLY PAID)	1,000 ✓	\$12.9500	\$12,950.00	2.04%
MND - MONADELPHOUS GROUP FPO (ORDINARY FULLY PAID)	2,000 ✓	\$10.4500	\$20,900.00	3.29%
NAB - NATIONAL AUST. BANK FPO (ORDINARY FULLY PAID)	900 ✓	\$26.2200	\$23,598.00	3.71%
NEA - NEARMAP LTD FPO (ORDINARY FULLY PAID)	6,000 ✓	\$1.8600	\$11,160.00	1.76%
ORG - ORIGIN ENERGY FPO (ORDINARY FULLY PAID)	2,000 ✓	\$4.5100	\$9,020.00	1.42%
QHL - QUICKSTEP HOLDINGS FPO (ORDINARY FULLY PAID)	94,000 ✓	\$0.0520	\$4,888.00	0.77%
RUL - RPMGLOBAL HLDGS LTD FPO (ORDINARY FULLY PAID)	5,000 ✓	\$1.7800	\$8,900.00	1.40%
SFR - SANDFIRE RESOURCES FPO (ORDINARY FULLY PAID)	1,000 ✓	\$6.8300	\$6,830.00	1.08%
SGP - STOCKLAND STAPLED (FULLY PAID ORDINARY/UNITS STAPLED SECURITIES)	2,500 ✓	\$4.6600	\$11,650.00	1.83%
SHL - SONIC HEALTHCARE FPO (ORDINARY FULLY PAID)	1,500 ✓	\$38.4000	\$57,600.00	9.07%
SOL - SOUL PATTINSON (W.H) FPO (ORDINARY FULLY PAID)	1,000 ✓	\$33.7300	\$33,730.00	5.31%
SUN - SUNCORP GROUP LTD FPO (ORDINARY FULLY PAID)	2,000 ✓	\$11.1100	\$22,220.00	3.50%
SVW - SEVEN GROUP HOLDINGS FPO (ORDINARY FULLY PAID)	1,000 ✓	\$20.3500	\$20,350.00	3.20%
		Sub Total	\$470,481.00	74.05%

Cash Accounts	Portfolio Value	% of Portfolio
CDIA - 06600010692847	\$164,846.62	25.95%
	TOTAL	\$635,327.62 100.00%

Portfolio Valuation

30 JUNE 2021



This statement only provides information for CDIA accounts that have been designated as the settlement account for your CommSec Share trading account as at 30 June. Please refer to NetBank for interest income from all other CBA accounts.

The Interest shown is net of any non-resident or TFN withholding tax (if applicable). Please refer to Netbank for bank fees paid on your designated CDIA settlement account in the financial year.

This statement is issued by Commonwealth Securities Limited ABN 60 067 254 399 AFSL 238814 ("CommSec"), a market participant of ASX and Chi-X Australia, a clearing participant of ASX Clear Pty Limited and a settlement participant of ASX Settlement Pty Limited. CommSec is a wholly owned but non-guaranteed subsidiary of the Commonwealth Bank of Australia ABN 48 123 123 124 AFSL 234945 ("CBA"). Information contained in this statement is believed to be accurate at the time the statement is generated. CBA and its subsidiaries do not accept any liability for any errors or omissions contained in this statement, or any responsibility for any action taken in reliance on this statement. This statement is a summary document only and it is not intended to replace any document which contains information that may be required for taxation purposes. You should therefore retain your CHESS statements, dividend statements, confirmation contract notes and bank account statements for your records in this regard. If there are any errors in this statement, please contact us on 13 15 19. The total brokerage outlined does not include any rebates you may have received over the financial year. Please refer to your transaction statement records for any rebates you may have received for the report period. This report only includes dividends paid for holdings held with CommSec. Any dividends paid (based on the ex-dividend date) prior to holdings being transferred to CommSec are not included in this report. This report may not include information on some accounts if you have switched products, transferred Holder Identification Numbers (HIN) or switched Participant Identification Number (PID) during the financial year. CommSec is not a registered tax practitioner and the information provided in this report does not constitute tax advice. The above information whilst based upon your holdings only takes into account those of your circumstances of which we are aware. It is recommended that you provide the report to your tax adviser or accountant in order that your particular circumstances can be properly addressed.

Address Commonwealth Securities Locked Bag 22, Australia Square NSW 1215 | Enquiries 13 15 19 | www.commssec.com.au

77600 + 78200

Transaction Summary

1 JULY 2020 - 30 JUNE 2021



SHARES - 2170788 - HIN 35537228

MRS DIANNE ELIZABETH JAKINS + MR PAUL DOUGLAS JAKINS <JAKINS SUPER FUND A/C>

Total Buys and Sells

2020 - 2021 Financial Year

Total Buys (inc. Brokerage + GST)	\$137,856.95
Total Sells (inc. Brokerage + GST)	\$90,887.17

77600 + 78200

APX - APPEN LIMITED FPO (ORDINARY FULLY PAID)

Date	Type	Quantity	Unit Price	Trade Value	Brokerage+GST	GST	CNote	Total Value
24-Feb-2021	Buy	500	\$18.9800	\$9,490.00	\$19.95	\$1.81	114577643	\$9,509.95
				Sub Total	\$19.95	\$1.81		\$9,509.95

BSL - BLUESCOPE STEEL LTD FPO (ORDINARY FULLY PAID)

Date	Type	Quantity	Unit Price	Trade Value	Brokerage+GST	GST	CNote	Total Value
16-Dec-2020	Sell	-2,500	\$17.2600	-\$43,150.00	\$51.78	\$4.71	110698237	-\$43,098.22
				Sub Total	\$51.78	\$4.71		-\$43,098.22

CWY - CLEANAWAY WASTE LTD FPO (ORDINARY FULLY PAID)

Date	Type	Quantity	Unit Price	Trade Value	Brokerage+GST	GST	CNote	Total Value
10-Sep-2020	Sell	-4,000	\$2.5000	-\$10,000.00	\$19.95	\$1.81	105993620	-\$9,980.05
				Sub Total	\$19.95	\$1.81		-\$9,980.05

DTL - DATA#3 LIMITED FPO (ORDINARY FULLY PAID)

Date	Type	Quantity	Unit Price	Trade Value	Brokerage+GST	GST	CNote	Total Value
07-Jan-2021	Buy	2,000	\$5.2500	\$10,500.00	\$29.95	\$2.72	111465856	\$10,529.95
				Sub Total	\$29.95	\$2.72		\$10,529.95

ERD - EROAD LIMITED FPO NZX (ORDINARY FULLY PAID FOREIGN EXEMPT NZX)

Date	Type	Quantity	Unit Price	Trade Value	Brokerage+GST	GST	CNote	Total Value
30-Apr-2021	Buy	1,500	\$5.2500	\$7,875.00	\$19.95	\$1.81	117684047	\$7,894.95
				Sub Total	\$19.95	\$1.81		\$7,894.95

HACK - BETA GLOBAL CYBER ETF UNITS (BETASHARES GLOBAL CYBERSECURITY ETF)

Date	Type	Quantity	Unit Price	Trade Value	Brokerage+GST	GST	CNote	Total Value
20-Apr-2021	Buy	1,000	\$8.7000	\$8,700.00	\$19.95	\$1.81	117188392	\$8,719.95
				Sub Total	\$19.95	\$1.81		\$8,719.95

IVC - INVOCARE LIMITED FPO (ORDINARY FULLY PAID)

Date	Type	Quantity	Unit Price	Trade Value	Brokerage+GST	GST	CNote	Total Value
14-Dec-2020	Buy	1,000	\$11.3400	\$11,340.00	\$29.95	\$2.72	110626586	\$11,369.95

Transaction Summary



1 JULY 2020 - 30 JUNE 2021

Sub Total \$29.95 \$2.72 \$11,369.95

77600 + 78200

JIN - JUMBO INTERACTIVE FPO (ORDINARY FULLY PAID)

Date	Type	Quantity	Unit Price	Trade Value	Brokerage+GST	GST	CNote	Total Value
27-Jan-2021	Buy	1,000	\$14.2000	\$14,200.00	\$29.95	\$2.72	112553088	\$14,229.95
Sub Total					\$29.95	\$2.72		\$14,229.95

KGN - KOGAN.COM LTD FPO (ORDINARY FULLY PAID)

Date	Type	Quantity	Unit Price	Trade Value	Brokerage+GST	GST	CNote	Total Value
22-Apr-2021	Buy	500	\$12.8000	\$6,400.00	\$19.95	\$1.81	117315650	\$6,419.95
Sub Total					\$19.95	\$1.81		\$6,419.95

LYC - LYNAS RARE EARTHS FPO (ORDINARY FULLY PAID)

Date	Type	Quantity	Unit Price	Trade Value	Brokerage+GST	GST	CNote	Total Value
14-May-2021	Buy	1,000	\$5.5500	\$5,550.00	\$19.95	\$1.81	118302949	\$5,569.95
Sub Total					\$19.95	\$1.81		\$5,569.95

MCP - MCPHERSON'S LTD FPO (ORDINARY FULLY PAID)

Date	Type	Quantity	Unit Price	Trade Value	Brokerage+GST	GST	CNote	Total Value
02-Jul-2020	Buy	3,000	\$2.7000	\$8,100.00	\$19.95	\$1.81	102392697	\$8,119.95
Sub Total					\$19.95	\$1.81		\$8,119.95

MMS - MCMILLAN SHAKESPEARE FPO (ORDINARY FULLY PAID)

Date	Type	Quantity	Unit Price	Trade Value	Brokerage+GST	GST	CNote	Total Value
16-Feb-2021	Buy	554	\$13.2500	\$7,340.50	\$10.00	\$0.91	113930200	\$7,350.50
10-Feb-2021	Buy	98	\$13.2000	\$1,293.60	\$0.00	\$0.00	113548000	\$1,293.60
09-Feb-2021	Buy	348	\$13.2000	\$4,593.60	\$19.95	\$1.81	113461596	\$4,613.55
Sub Total					\$29.95	\$2.72		\$13,257.65

MND - MONADELPHOUS GROUP FPO (ORDINARY FULLY PAID)

Date	Type	Quantity	Unit Price	Trade Value	Brokerage+GST	GST	CNote	Total Value
18-Jan-2021	Buy	1,000	\$13.6000	\$13,600.00	\$29.95	\$2.72	111963681	\$13,629.95
Sub Total					\$29.95	\$2.72		\$13,629.95

NEA - NEARMAP LTD FPO (ORDINARY FULLY PAID)

Date	Type	Quantity	Unit Price	Trade Value	Brokerage+GST	GST	CNote	Total Value
28-Jan-2021	Buy	3,000	\$2.2000	\$6,600.00	\$19.95	\$1.81	112635783	\$6,619.95
Sub Total					\$19.95	\$1.81		\$6,619.95

Transaction Summary



1 JULY 2020 - 30 JUNE 2021

77600 + 78200

RMD - RESMED INC CDI 10:1 (CDI 10:1 FOREIGN EXEMPT NYSE)								
Date	Type	Quantity	Unit Price	Trade Value	Brokerage+GST	GST	CNote	Total Value
24-Mar-2021	Sell	-750	\$25.5000	-\$19,125.00	\$29.95	\$2.72	116092948	-\$19,095.05
Sub Total					\$29.95	\$2.72		-\$19,095.05

RUL - RPMGLOBAL HLDGS LTD FPO (ORDINARY FULLY PAID)								
Date	Type	Quantity	Unit Price	Trade Value	Brokerage+GST	GST	CNote	Total Value
16-Feb-2021	Buy	5,000	\$1.2550	\$6,275.00	\$19.95	\$1.81	113907401	\$6,294.95
Sub Total					\$19.95	\$1.81		\$6,294.95

RWC - RELIANCE WORLDWIDE FPO (ORDINARY FULLY PAID)								
Date	Type	Quantity	Unit Price	Trade Value	Brokerage+GST	GST	CNote	Total Value
01-Sep-2020	Sell	-2,401	\$3.7500	-\$9,003.75	\$19.95	\$1.81	105456830	-\$8,983.80
Sub Total					\$19.95	\$1.81		-\$8,983.80

SFR - SANDFIRE RESOURCES FPO (ORDINARY FULLY PAID)								
Date	Type	Quantity	Unit Price	Trade Value	Brokerage+GST	GST	CNote	Total Value
30-Apr-2021	Buy	1,000	\$6.9000	\$6,900.00	\$19.95	\$1.81	117639421	\$6,919.95
Sub Total					\$19.95	\$1.81		\$6,919.95

SGP - STOCKLAND STAPLED (FULLY PAID ORDINARY/UNITS STAPLED SECURITIES)								
Date	Type	Quantity	Unit Price	Trade Value	Brokerage+GST	GST	CNote	Total Value
07-Jul-2020	Buy	2,500	\$3.5000	\$8,750.00	\$19.95	\$1.81	102596900	\$8,769.95
Sub Total					\$19.95	\$1.81		\$8,769.95

TLS - TELSTRA CORPORATION. FPO (ORDINARY FULLY PAID)								
Date	Type	Quantity	Unit Price	Trade Value	Brokerage+GST	GST	CNote	Total Value
22-Mar-2021	Sell	-3,000	\$3.2500	-\$9,750.00	\$19.95	\$1.81	115943572	-\$9,730.05
Sub Total					\$19.95	\$1.81		-\$9,730.05

Transaction Summary



1 JULY 2020 - 30 JUNE 2021

The transaction summary is only able to display information available to us, certain transactions may not be displayed, including but not limited to transactions made off market such as Initial Public Offerings (IPOs) and Delivery vs Payment Settlements (DvP). Transactions regarding corporate actions or stock transfers are not included and can be found on your statements as issued by the company or the share registry. Transactions for Issuer Sponsored holdings placed outside of this account are not included in this summary. Links to some of the key share registries can be found below:

- Computershare (<http://www.computershare.com/au/Pages/default.aspx>)
- Link Market Services (<https://investorcentre.linkmarketservices.com.au/Login.aspx/Login>)
- Boardroom Limited (<https://boardroomlimited.com.au/>)
- Security Transfer Registrars (<https://www.securitytransfer.com.au/>)
- Advanced Share Registry Services (<http://www.advancedshare.com.au/Home.aspx>)

77600 + 78200

This statement is issued by Commonwealth Securities Limited ABN 60 067 254 399 AFSL 238814 ("CommSec"), a market participant of ASX and Chi-X Australia, a clearing participant of ASX Clear Pty Limited and a settlement participant of ASX Settlement Pty Limited. CommSec is a wholly owned but non-guaranteed subsidiary of the Commonwealth Bank of Australia ABN 48 123 123 124 AFSL 234945 ("CBA"). Information contained in this statement is believed to be accurate at the time the statement is generated. CBA and its subsidiaries do not accept any liability for any errors or omissions contained in this statement, or any responsibility for any action taken in reliance on this statement. This statement is a summary document only and it is not intended to replace any document which contains information that may be required for taxation purposes. You should therefore retain your CHESS statements, dividend statements, confirmation contract notes and bank account statements for your records in this regard. If there are any errors in this statement, please contact us on 13 15 19. The total brokerage outlined does not include any rebates you may have received over the financial year. Please refer to your transaction statement records for any rebates you may have received for the report period. This report only includes dividends paid for holdings held with CommSec. Any dividends paid (based on the ex-dividend date) prior to holdings being transferred to CommSec are not included in this report. This report may not include information on some accounts if you have switched products, transferred Holder Identification Numbers (HIN) or switched Participant Identification Number (PID) during the financial year. CommSec is not a registered tax practitioner and the information provided in this report does not constitute tax advice. The above information whilst based upon your holdings only takes into account those of your circumstances of which we are aware. It is recommended that you provide the report to your tax adviser or accountant in order that your particular circumstances can be properly addressed.

Address Commonwealth Securities Locked Bag 22, Australia Square NSW 1215 | Enquiries 13 15 19 | www.commsec.com.au



Australian Government
Australian Taxation Office

Agent 4YOU ACCOUNTING & TAXATION
Client THE TRUSTEE FOR JAKINS
 SUPERANNUATION FUND
ABN 26 767 933 299
TFN 810 531 867

850 00

Income tax 551

Date generated	08/02/2022
Overdue	\$0.00
Not yet due	\$0.00
Balance	\$0.00

Transactions

5 results found - from 08 February 2020 to 08 February 2022 sorted by processed date ordered newest to oldest

Processed date	Effective date	Description	Debit (DR)	Credit (CR)	Balance
6 Apr 2021	9 Apr 2021	EFT refund for Income Tax for the period from 01 Jul 19 to 30 Jun 20	\$318.01		\$0.00
6 Apr 2021	6 Apr 2021	Tax return Self Man Superfund - Income Tax for the period from 01 Jul 19 to 30 Jun 20		\$318.01	\$318.01 CR
3 Aug 2020	6 Aug 2020	EFT refund for Income Tax for the period from 01 Jul 18 to 30 Jun 19	\$1,725.82		\$0.00
3 Aug 2020	30 Jun 2020	Credit transferred to Integrated Client Account	\$604.00		\$1,725.82 CR
1 Aug 2020	30 Jun 2020	Tax return Self Man Superfund - Income Tax for the period from 01 Jul 18 to 30 Jun 19		\$2,329.82	\$2,329.82 CR



Australian Government
Australian Taxation Office

Agent 4YOU ACCOUNTING & TAXATION
Client THE TRUSTEE FOR JAKINS
SUPERANNUATION FUND
ABN 26 767 933 299
TFN 810 531 867

850 00

Activity statement 001

Date generated	08/02/2022
Overdue	\$0.00
Not yet due	\$0.00
Balance	\$0.00

Transactions

14 results found - from 08 February 2020 to 08 February 2022 sorted by processed date ordered newest to oldest

Processed date	Effective date	Description	Debit (DR)	Credit (CR)	Balance
11 Dec 2020	11 Dec 2020	General interest charge			\$0.00
11 Dec 2020	7 Dec 2020	Payment received		\$706.00	\$0.00
1 Dec 2020	1 Dec 2020	General interest charge			\$706.00 DR
25 Nov 2020	25 Nov 2020	Original Activity Statement for the period ending 30 Sep 20		\$0.00	\$706.00 DR
25 Nov 2020	25 Aug 2020	Original Activity Statement for the period ending 30 Jun 20		\$0.00	\$706.00 DR
2 Nov 2020	2 Nov 2020	General interest charge			\$706.00 DR
25 Oct 2020	21 Oct 2020	Original Activity Statement for the period ending 30 Jun 20 - PAYG Instalments	\$706.00		\$706.00 DR
3 Aug 2020	1 Jul 2020	General interest charge			\$0.00
3 Aug 2020	30 Jun 2020	Credit transfer received from Income Tax Account		\$604.00	\$0.00
1 Jul 2020	14 Dec 2019	General interest charge			\$604.00 DR
9 Jun 2020	26 May 2020	Original Activity Statement for the period ending 31 Mar 20		\$0.00	\$604.00 DR
9 Jun 2020	28 Feb 2020	Original Activity Statement for the period ending 31 Dec 19		\$0.00	\$604.00 DR
9 Jun 2020	25 Nov 2019	Original Activity Statement for the period ending 30 Sep 19		\$0.00	\$604.00 DR

850 00

Processed date	Effective date	Description	Debit (DR)	Credit (CR)	Balance
9 Jun 2020	26 Aug 2019	Original Activity Statement for the period ending 30 Jun 19 - PAYG Withholding	\$604.00		\$604.00 DR



THE TRUSTEE FOR JAKINS SUPERANNUATION
 FUND
 PO BOX 840
 ROCKINGHAM WA 6968

Statement period 01 Jul 20 to 03 Aug 20
 Tax file number 810 531 867
 Date of issue 06 August 2020
 Statement number 9
 Our reference 7117430636176
 Internet: www.ato.gov.au Account enquiries: 13 28 66

**Income Tax Account
 Statement of Account**

Total account balance as at 03 August 2020	\$0.00
---	---------------

Your refund of \$1,725.82, ATO009000012844330 has been forwarded to your nominated financial institution.

Transaction list - This statement shows transactions for the period 01 July 2020 to 03 August 2020 (inclusive).					
Process date	Effective date	Description of transaction	Debit \$	Credit \$	Balance \$
03 May 18		OPENING BALANCE			0.00
03 Apr 19	15 May 19	Tax return Self Man Superfund - Income Tax for the period from 01 Jul 17 to 30 Jun 18	965.80		965.80
06 May 19	03 May 19	Payment received		965.80	0.00
01 Aug 20	30 Jun 20	Tax return Self Man Superfund - Income Tax for the period from 01 Jul 18 to 30 Jun 19		2,329.82	2,329.82 CR
03 Aug 20	30 Jun 20	Credit transferred to Integrated Client Account	604.00		1,725.82 CR
03 Aug 20	06 Aug 20	EFT refund for Income Tax for the period from 01 Jul 18 to 30 Jun 19	1,725.82		0.00
03 Aug 20		CLOSING BALANCE			0.00

Melinda Smith
 Deputy Commissioner of Taxation

Please see over for important information about your statement

850 00

IMPORTANT INFORMATION ABOUT YOUR STATEMENT

Statement transactions

This statement only lists those transactions that we processed on your account for the period shown. Any transactions processed earlier that are due and payable within this period are included in the opening balance. This statement may not cover all your dealings with us. For example, you may have amounts outstanding in relation to other accounts or current legal, release or dispute actions. You can find out the current balance of your account and details of other accounts by calling us on the numbers listed below.

Explanation of terms

The process date is the date that we processed a particular transaction.

The effective date is the date we use for the calculation of general interest charge and other penalties or interest. It is also the due date of any liabilities.

General interest charge (GIC)

Where any amount is not paid by the due date, GIC accrues on the outstanding balance until the entire amount has been paid. Interest is calculated on a daily compounding basis. GIC is currently imposed at a rate of 7.10% per annum (reviewed every three months). The GIC is tax deductible in the year that it is incurred.

GIC remission – You can request remission of GIC. We may remit the GIC if satisfied that the delay was due to circumstances beyond your control and you took reasonable steps to lessen the effects of those circumstances. We may also remit GIC in other circumstances where this would be fair and reasonable.

What you need if you phone us

We need to know we are talking to the right person before we can discuss your tax affairs. We will ask for details only you or someone you have authorised would know. An authorised person is someone who you have previously told us can act on your behalf. If you can, please have your tax file number or Australian business number with you.

How to contact us

Individuals - phone us on **13 28 61** (8.00am - 6.00pm Monday to Friday).

Businesses - phone us on **13 28 66** (8.00am - 6.00pm Monday to Friday).

If you do not speak English and need help from us phone the Translating and Interpreting Service on **13 14 50**.

If you have a hearing or speech impairment phone the National Relay Service on **13 36 77**.



THE TRUSTEE FOR JAKINS SUPERANNUATION
 FUND
 PO BOX 840
 ROCKINGHAM WA 6968

Statement period 03 Aug 20 to 06 Apr 21
 Tax file number 810 531 867
 Date of issue 09 April 2021
 Statement number 10
 Our reference 7121335173872
 Internet: www.ato.gov.au Account enquiries: 13 28 66

Income Tax Account
Statement of Account

Total account balance as at 06 April 2021	\$0.00
--	---------------

Your refund of \$318.01, ATO001000014909883 has been forwarded to your nominated financial institution.

Transaction list - This statement shows transactions for the period **03 August 2020 to 06 April 2021** (inclusive).

Process date	Effective date	Description of transaction	Debit \$	Credit \$	Balance \$
03 Aug 20		OPENING BALANCE			0.00
06 Apr 21	06 Apr 21	Tax return Self Man Superfund - Income Tax for the period from 01 Jul 19 to 30 Jun 20		318.01	318.01 CR
06 Apr 21	09 Apr 21	EFT refund for Income Tax for the period from 01 Jul 19 to 30 Jun 20	318.01		0.00
06 Apr 21		CLOSING BALANCE			0.00

Melinda Smith
 Deputy Commissioner of Taxation

Please see over for important information about your statement

850 00

IMPORTANT INFORMATION ABOUT YOUR STATEMENT

Statement transactions

This statement only lists those transactions that we processed on your account for the period shown. Any transactions processed earlier that are due and payable within this period are included in the opening balance. This statement may not cover all your dealings with us. For example, you may have amounts outstanding in relation to other accounts or current legal, release or dispute actions. You can find out the current balance of your account and details of other accounts by calling us on the numbers listed below.

Explanation of terms

The process date is the date that we processed a particular transaction.

The effective date is the date we use for the calculation of general interest charge and other penalties or interest. It is also the due date of any liabilities.

General interest charge (GIC)

Where any amount is not paid by the due date, GIC accrues on the outstanding balance until the entire amount has been paid. Interest is calculated on a daily compounding basis. GIC is currently imposed at a rate of 7.01% per annum (reviewed every three months). The GIC is tax deductible in the year that it is incurred.

GIC remission – You can request remission of GIC. We may remit the GIC if satisfied that the delay was due to circumstances beyond your control and you took reasonable steps to lessen the effects of those circumstances. We may also remit GIC in other circumstances where this would be fair and reasonable.

What you need if you phone us

We need to know we are talking to the right person before we can discuss your tax affairs. We will ask for details only you or someone you have authorised would know. An authorised person is someone who you have previously told us can act on your behalf. If you can, please have your tax file number or Australian business number with you.

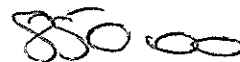
How to contact us

Individuals - phone us on **13 28 61** (8.00am - 6.00pm Monday to Friday).

Businesses - phone us on **13 28 66** (8.00am - 6.00pm Monday to Friday).

If you do not speak English and need help from us phone the Translating and Interpreting Service on **13 14 50**.

If you have a hearing or speech impairment phone the National Relay Service on **13 36 77**.



Australian Government
Australian Taxation Office

Year to date revenue product summary report 2020/2021

Client Name THE TRUSTEE FOR JAKINS SUPERANNUATION FUND **Last Updated**
05/02/2022
TFN 810531867

Net amounts applicable for the year to date.

Description	ICA001 Total (\$)
Fringe benefits tax instalments	
Wine equalisation tax	
Deferred company/fund instalments	
Pay as you go income tax instalments	0.00
Pay as you go income tax withholding	0.00
Luxury car tax	
Goods and services tax	
Goods and services tax instalments	
Goods and services return	0.00
Fuel tax credit	

Total clients for this tax agent : 1

Financial Year Summary

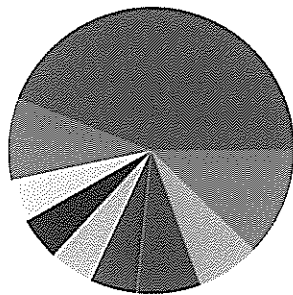


1 JULY 2020 - 30 JUNE 2021

Portfolio Valuation	Account Number	Account Name	Value as at 30 June 2021
Shares	2170788	MRS DIANNE ELIZABETH JAKINS + MR PAUL DOUGLAS JAKINS <JAKINS SUPER FUND A/C>	\$470,481.00
CDIA	10692847	DIANNE ELIZABETH JAKINS & PAUL DOUGLAS JAKINS ATF JAKINS SUPER FUND	\$164,846.62
TOTAL PORTFOLIO VALUE			\$635,327.62


Allocation as at 30 June 2021

Shares in your portfolio



- SHL (12.24%)
- SOL (7.17%)
- DTL (7.15%)
- BKW (5.33%)
- NAB (5.02%)
- IVC (4.92%)
- BXB (4.86%)
- SUN (4.72%)
- MND (4.44%)
- All Others (44.14%)

Sectors in your portfolio



- Consumer Disc. (10.63%)
- Energy (9.09%)
- Financials (9.74%)
- Health Care (12.24%)
- Industrials (17.42%)
- Information Tech. (18.21%)
- Materials (7.99%)
- Other (9.77%)
- Real Estate (4.91%)

Estimated Interest & Dividends 2020-2021 Financial Year

Est. Franked Dividends	\$7,356.15
Est. Unfranked Dividends	\$3,615.61
Est. Franking Credits	\$3,152.63
Est. Interest Received from Interest Rate Securities	\$0.00
TOTAL INCOME	\$10,971.76

Fees & Charges 2020-2021 Financial Year

Total Brokerage (inc. GST)	\$490.83
Total Subscriptions (inc. GST)	\$0.00
Other Fees (inc. GST)	\$0.00
TOTAL FEES & CHARGES	\$490.83

Financial Year Summary



1 JULY 2020 - 30 JUNE 2021

This statement only provides information for CDIA accounts that have been designated as the settlement account for your CommSec Share trading account as at 30 June. Please refer to NetBank for interest income from all other CBA accounts.

The Interest shown is net of any non-resident or TFN withholding tax (if applicable). Please refer to Netbank for bank fees paid on your designated CDIA settlement account in the financial year.

This statement is issued by Commonwealth Securities Limited ABN 60 067 254 399 AFSL 238814 ("CommSec"), a market participant of ASX and Chi-X Australia, a clearing participant of ASX Clear Pty Limited and a settlement participant of ASX Settlement Pty Limited. CommSec is a wholly owned but non-guaranteed subsidiary of the Commonwealth Bank of Australia ABN 48 123 123 124 AFSL 234945 ("CBA"). Information contained in this statement is believed to be accurate at the time the statement is generated. CBA and its subsidiaries do not accept any liability for any errors or omissions contained in this statement, or any responsibility for any action taken in reliance on this statement. This statement is a summary document only and it is not intended to replace any document which contains information that may be required for taxation purposes. You should therefore retain your CHESS statements, dividend statements, confirmation contract notes and bank account statements for your records in this regard. If there are any errors in this statement, please contact us on 13 15 19. The total brokerage outlined does not include any rebates you may have received over the financial year. Please refer to your transaction statement records for any rebates you may have received for the report period. This report only includes dividends paid for holdings held with CommSec. Any dividends paid (based on the ex-dividend date) prior to holdings being transferred to CommSec are not included in this report. This report may not include information on some accounts if you have switched products, transferred Holder Identification Numbers (HIN) or switched Participant Identification Number (PID) during the financial year. CommSec is not a registered tax practitioner and the information provided in this report does not constitute tax advice. The above information whilst based upon your holdings only takes into account those of your circumstances of which we are aware. It is recommended that you provide the report to your tax adviser or accountant in order that your particular circumstances can be properly addressed.

Address Commonwealth Securities Locked Bag 22, Australia Square NSW 1215 | Enquiries 13 15 19 | www.commsec.com.au

Miscellaneous Income

Institution	Description	Amount
Commonwealth Bank	July Quarterly Interest	0.00
	October Quarterly Interest	0.00
	January Quarterly Interest	0.00
	April Quarterly Interest	<u>0.00</u>
	Yearly Total	<u><u>0.00</u></u>

Miscellaneous Expense Summary

Item	Income Type	Amount
Subscriptions	Motely Fool Subscription	<u>299.00</u>
	Bank Charges Total	299.00
Insurance Fees & Charges	Life Insurance	<u>6,261.35</u>
	Insurance Total	6,261.35
Accountancy Fees	NJ Accountants Taxation Return	4,075.00
	Super Audits	<u>375.00</u>
	Accountancy Payment Total	4,450.00
Brokerage Summary	Brokerage Current Portfolio	349.25
	Brokerage Shares Sold - Profit	100.92
	Brokerage Shares Sold - Loss	<u>40.66</u>
	Brokerage Total	490.83
	Miscellaneous Expense Yearly Total	<u><u>11,501.18</u></u>

Jakins Superannuation Summary for 2021 Financial Year

Item	Description	Current Balances	Totals
Member Accounts	Opening Balance Total B/Fwd	537,649.71	
Funds Transaction Totals	Rollover Amounts	0.00	
	Contributions	40,996.88	
	Insurance Claim Total Received	0.00	
	Insurance Claim Total Payments	0.00	
	Life Insurance Policies	-6,261.35	
	Contribution Tax Payable	-6,149.53	
	Returns	69,091.92	
		<hr/>	635,327.62
Member Accounts	Closing Balance Total C/Fwd		635,327.62
Super Fund Values at 30/6/21	CommSec Trading Account Balance	164,846.62	
	CommSec Portfolio Value	470,481.00	
		<hr/>	635,327.62

Returns Summary

	Description	Amount	
Income	Share Sale Profit	2,964.28	
	Dividends	10,933.32	
	Trust Units Payments	70.95	
	Capital Returns	0.00	
	Miscellaneous Income	0.00	13,968.56
Expenses	Share Sale Losses	-5,322.71	
	Subscriptions	-299.00	
	Accountancy & Audit Fees	-4,450.00	-10,071.71
Taxation Adjustments	Withholding Tax	-44.00 ✓	
	Plus Contribution Tax 2021	6,149.53	
	Estimated Tax Payable 2020	-205.36	
	Tax Adjustment for 2020	1,543.19	7,443.36
Portfolio Value	Current Year Profit Value	-7,259.22	
	Plus Portfolio Loss at 30/06/2020	65,010.93	57,751.71
			69,091.92

Returns Calculation

			Return %
001 Balance	268,592.21	12.20	32,773.54
002 Balance	227,478.14	12.20	27,756.82
003 Balance	70,165.36	12.20	8,561.56
			69,091.92