

---

Financial statements and reports for the year ended  
30 June 2021

Jakins Superannuation Fund

# Jakins Superannuation Fund

## Reports Index

---

Trustees Declaration

Statement of Taxable Income

Operating Statement

Detailed Operating Statement

Statement of Financial Position

Detailed Statement of Financial Position

Notes to the Financial Statements

Members Statement

Investment Summary

Investment Performance

Investment Movement

Detailed Schedule of Fund Assets

# Jakins Superannuation Fund Trustees Declaration

---

The trustees have determined that the Fund is not a reporting entity and that these special purpose financial statements should be prepared in accordance with the accounting policies described in Note 1 to the financial statements.

The trustees declare that:

- (i) the financial statements and notes to the financial statements for the year ended 30 June 2021 present fairly, in all material respects, the financial position of the Superannuation Fund at 30 June 2021 and the results of its operations for the year ended on that date in accordance with the accounting policies described in Note 1 to the financial statements;
- (ii) the financial statements and notes to the financial statements have been prepared in accordance with the requirements of the trust deed; and
- (iii) the operation of the superannuation fund has been carried out in accordance with its trust deed and in compliance with the requirements of the Superannuation Industry (Supervision) Act 1993 and associated Regulations during the year ended 30 June 2021.

Specifically, the trustees declare that:

- in accordance with s120 of the Superannuation Industry (Supervision) Act 1993, no individual trustee has been or is a disqualified person;
- the Fund has satisfactory title to all assets, all assets are unencumbered and free from charge as prescribed by s50 of the Superannuation Industry (Supervision) Act 1993 and reg13.14 of the Superannuation Industry (Supervision) Regulations 1994; and
- to the knowledge of the trustees, there have been no events or transactions subsequent to the balance date which could have a material impact on the Fund. Where such events have occurred, the effect of such events has been accounted and noted in the Fund's financial statements.

Signed in accordance with a resolution of the trustees by:

*D Jakins*

[D Jakins \(Mar 1, 2022 19:52 GMT+8\)](#)

.....  
Dianne Jakins

Trustee

*K.jakins*

[K.jakins \(Feb 13, 2022 17:00 GMT+8\)](#)

.....  
Kevin Jakins

Trustee

*P Jakins*

[P Jakins \(Mar 1, 2022 19:44 GMT+8\)](#)

.....  
Paul Jakins

Trustee

24 August 2021

# Jakins Superannuation Fund

## Statement of Taxable Income

For the year ended 30 June 2021

	2021
	\$
Benefits accrued as a result of operations	95,822.08
<b>Less</b>	
Increase in MV of investments	57,750.52
Realised Accounting Capital Gains	(2,357.24)
Accounting Trust Distributions	465.06
	<u>55,858.34</u>
<b>Add</b>	
Franking Credits	3,152.68
TFN Credits - Dividends	44.00
Taxable Trust Distributions	150.00
Distributed Foreign income	32.56
	<u>3,379.24</u>
SMSF Annual Return Rounding	(3.98)
<b>Taxable Income or Loss</b>	<u>43,339.00</u>
Income Tax on Taxable Income or Loss	6,500.85
<b>Less</b>	
Franking Credits	3,152.68
<b>TAX PAYABLE</b>	<u>3,348.17</u>
<b>Less</b>	
TFN Credits	44.00
<b>CURRENT TAX OR REFUND</b>	<u>3,304.17</u>
Supervisory Levy	259.00
<b>AMOUNT DUE OR REFUNDABLE</b>	<u>3,563.17</u>

# Jakins Superannuation Fund

## Operating Statement

For the year ended 30 June 2021

	Note	2021	2020
		\$	\$
<b>Income</b>			
<b>Investment Income</b>			
Trust Distributions	9	465.06	395.04
Dividends Received	8	10,495.21	13,551.61
Interest Received		0.00	296.75
<b>Investment Gains</b>			
Changes in Market Values	10	55,393.28	(17,421.17)
<b>Contribution Income</b>			
Employer Contributions		40,996.88	22,209.31
<b>Total Income</b>		<u>107,350.43</u>	<u>19,031.54</u>
<b>Expenses</b>			
Accountancy Fees		4,075.00	0.00
ATO Supervisory Levy		518.00	0.00
Auditor's Remuneration		375.00	0.00
Bank Charges		0.00	2.93
Investment Expenses		299.00	0.00
		<u>5,267.00</u>	<u>2.93</u>
<b>Member Payments</b>			
Life Insurance Premiums		6,261.35	6,063.25
<b>Total Expenses</b>		<u>11,528.35</u>	<u>6,066.18</u>
<b>Benefits accrued as a result of operations before income tax</b>			
		<u>95,822.08</u>	<u>12,965.36</u>
Income Tax Expense	11	3,304.17	128.99
<b>Benefits accrued as a result of operations</b>		<u>92,517.91</u>	<u>12,836.37</u>

# Jakins Superannuation Fund

## Detailed Operating Statement

For the year ended 30 June 2021

	2021	2020
	\$	\$
<b>Income</b>		
<b>Investment Income</b>		
Trust Distributions		
Lendlease Group	182.56	395.04
Stockland	282.50	0.00
	465.06	395.04
Dividends Received		
Altium Limited	146.00	0.00
Appen Limited	77.50	0.00
ARB Corporation Limited.	0.00	210.00
Bega Cheese Limited	0.00	210.00
Betashares Global Cybersecurity Etf	914.64	0.00
Bluescope Steel Limited	200.00	350.00
Boral Limited.	0.00	270.00
Brambles Limited	512.40	448.80
Brickworks Limited	600.00	618.00
Cedar Woods Properties Limited	0.00	270.00
Cimic Group Limited	0.00	355.00
Cleanaway Waste Management Limited	0.00	156.00
Coles Group Limited.	605.00	300.00
Data#3 Limited	682.00	914.00
G.u.d. Holdings Limited	0.00	465.00
Invocare Limited	430.00	0.00
Jumbo Interactive Limited	180.00	0.00
Kogan.com Ltd	0.00	187.50
Mcmillan Shakespeare Limited	302.00	400.00
Mcperson's Limited	315.00	500.00
Monadelphous Group Limited	610.00	450.00
National Australia Bank Limited	720.00	2,490.00
New Hope Corporation Limited	0.00	900.00
Origin Energy Limited	450.00	600.00
Reliance Worldwide Corporation Limited	112.50	125.00
Resmed Inc	83.17	72.31
Seven Group Holdings Limited	440.00	420.00
Sonic Healthcare Limited	1,305.00	850.00
Suncorp Group Limited	720.00	1,400.00
Telstra Corporation Limited.	480.00	0.00
Washington H Soul Pattinson & Company Limited	610.00	590.00
	10,495.21	13,551.61
Interest Received		
Jakins Superannuation Fund	0.00	296.75
	0.00	296.75
<b>Contribution Income</b>		
Employer Contributions - Concessional		
Kevin Jakins	18,440.62	3,016.25
Paul Jakins	22,556.26	19,193.06
	40,996.88	22,209.31
<b>Investment Gains</b>		
Realised Movements in Market Value		
Shares in Listed Companies (Australian)		
Althea Group Holdings Limited	0.00	(1,194.90)
Appen Limited	0.00	2,469.35
ARB Corporation Limited.	0.00	(659.90)

# Jakins Superannuation Fund

## Detailed Operating Statement

For the year ended 30 June 2021

	2021	2020
	\$	\$
Bega Cheese Limited	0.00	(1,559.90)
Bluescope Steel Limited	1,268.32	0.00
Boral Limited.	0.00	(19.90)
Brickworks Limited	0.00	2,525.10
Cedar Woods Properties Limited	0.00	3,525.49
Cimic Group Limited	0.00	(2,870.39)
Cleanaway Waste Management Limited	200.10	0.00
Clover Corporation Limited	0.00	60.10
Data#3 Limited	0.00	7,212.08
G.u.d. Holdings Limited	0.00	15.10
Kogan.com Ltd	0.00	4,155.15
Mcmillan Shakespeare Limited	0.00	(149.80)
Mcperson's Limited	0.00	3,510.10
National Australia Bank Limited	0.00	(8,759.75)
New Hope Corporation Limited	0.00	(6,876.54)
Reliance Worldwide Corporation Limited	(5,210.86)	(318.09)
Resmed Inc	1,215.10	3,953.19
Rpmglobal Holdings Limited	0.00	(179.90)
Suncorp Group Limited	0.00	(3,863.31)
Tamawood Limited	0.00	(2,413.29)
Technology One Limited	0.00	1,481.20
Telstra Corporation Limited.	170.10	0.00
WAM Capital Limited	0.00	440.10
Washington H Soul Pattinson & Company Limited	0.00	(3,751.95)
Zoono Group Limited	0.00	960.10
	<u>(2,357.24)</u>	<u>(2,310.56)</u>
Units in Listed Unit Trusts (Australian)		
Stockland	0.00	(3,379.90)
Transurban Group	0.00	(2,359.90)
	<u>0.00</u>	<u>(5,739.80)</u>
Unrealised Movements in Market Value		
Shares in Listed Companies (Australian)		
Altium Limited	2,105.00	2,210.05
Appen Limited	(12,869.95)	5,635.05
Bega Cheese Limited	0.00	2,469.95
Betashares Global Cybersecurity Etf	2,290.05	70.05
Bluescope Steel Limited	12,604.90	(900.00)
Boral Limited.	0.00	(240.05)
Brambles Limited	1,140.00	(2,299.95)
Brickworks Limited	9,240.00	(4,269.00)
Cedar Woods Properties Limited	0.00	(2,100.06)
Cleanaway Waste Management Limited	979.95	(979.95)
Coles Group Limited.	(80.00)	440.05
Data#3 Limited	4,970.05	7,417.97
Envirosuite Limited	(550.00)	(669.95)
Eroad Limited	835.05	0.00
Invocare Limited	1,290.05	(2,549.95)
Jumbo Interactive Limited	3,540.05	0.00
Kogan.com Ltd	(629.95)	0.00
Lynas Rare Earths Limited	140.05	0.00
Mcmillan Shakespeare Limited	(307.65)	3,789.95
Mcperson's Limited	(4,819.95)	(55.05)
Monadelphous Group Limited	(3,549.95)	(8,029.33)
National Australia Bank Limited	7,200.00	(5,492.20)
Nearmap Ltd	(2,209.95)	(3,019.95)

# Jakins Superannuation Fund

## Detailed Operating Statement

For the year ended 30 June 2021

	2021	2020
	\$	\$
New Hope Corporation Limited	0.00	(20.05)
Origin Energy Limited	(2,660.00)	(2,940.00)
Quickstep Holdings Limited	(3,008.00)	(1,451.95)
Reliance Worldwide Corporation Limited	7,135.72	(1,155.77)
Resmed Inc	(2,775.05)	2,775.05
Rpmglobal Holdings Limited	2,605.05	299.95
Sandfire Resources Limited	(89.95)	0.00
Seven Group Holdings Limited	3,170.00	(799.95)
Sonic Healthcare Limited	11,955.00	3,852.07
Stockland	2,880.05	0.00
Suncorp Group Limited	3,760.00	(5,909.90)
Tamawood Limited	0.00	119.96
Technology One Limited	0.00	589.95
Telstra Corporation Limited.	169.95	(169.95)
Washington H Soul Pattinson & Company Limited	14,200.00	4,642.15
	<u>58,660.52</u>	<u>(8,740.81)</u>
Units in Listed Unit Trusts (Australian)		
Lendlease Group	(910.00)	(630.00)
	<u>(910.00)</u>	<u>(630.00)</u>
<b>Changes in Market Values</b>	<u>55,393.28</u>	<u>(17,421.17)</u>
<b>Total Income</b>	<u>107,350.43</u>	<u>19,031.54</u>
<b>Expenses</b>		
Accountancy Fees	4,075.00	0.00
ATO Supervisory Levy	518.00	0.00
Auditor's Remuneration	375.00	0.00
Bank Charges	0.00	2.93
	<u>4,968.00</u>	<u>2.93</u>
Investment Expenses		
Investment Subscriptions	299.00	0.00
	<u>299.00</u>	<u>0.00</u>
<b>Member Payments</b>		
Life Insurance Premiums		
Jakins, Kevin - Accumulation (Accumulation)	3,661.90	3,112.89
Jakins, Paul - Accumulation (Accumulation)	2,599.45	2,950.36
	<u>6,261.35</u>	<u>6,063.25</u>
<b>Total Expenses</b>	<u>11,528.35</u>	<u>6,066.18</u>
<b>Benefits accrued as a result of operations before income tax</b>	<u>95,822.08</u>	<u>12,965.36</u>
<b>Income Tax Expense</b>		
Income Tax Expense	3,304.17	128.99
<b>Total Income Tax</b>	<u>3,304.17</u>	<u>128.99</u>
<b>Benefits accrued as a result of operations</b>	<u>92,517.91</u>	<u>12,836.37</u>



# Jakins Superannuation Fund

## Statement of Financial Position

As at 30 June 2021

	Note	2021 \$	2020 \$
<b>Assets</b>			
<b>Investments</b>			
Shares in Listed Companies (Australian)	2	459,021.00	355,747.94
Units in Listed Unit Trusts (Australian)	3	11,460.00	12,370.00
<b>Total Investments</b>		<u>470,481.00</u>	<u>368,117.94</u>
<b>Other Assets</b>			
Jakins Superannuation Fund		164,846.62	169,531.77
Income Tax Refundable		0.00	3,165.83
<b>Total Other Assets</b>		<u>164,846.62</u>	<u>172,697.60</u>
<b>Total Assets</b>		<u>635,327.62</u>	<u>540,815.54</u>
Less:			
<b>Liabilities</b>			
Income Tax Payable		3,304.17	0.00
PAYG Payable		0.00	1,310.00
<b>Total Liabilities</b>		<u>3,304.17</u>	<u>1,310.00</u>
<b>Net assets available to pay benefits</b>		<u>632,023.45</u>	<u>539,505.54</u>
Represented by:			
<b>Liability for accrued benefits allocated to members' accounts</b>	5, 6		
Jakins, Paul - Accumulation		311,636.67	279,356.97
Jakins, Dianne - Accumulation		245,371.09	204,422.42
Jakins, Kevin - Accumulation		75,015.69	55,726.15
<b>Total Liability for accrued benefits allocated to members' accounts</b>		<u>632,023.45</u>	<u>539,505.54</u>

## Jakins Superannuation Fund

# Detailed Statement of Financial Position

As at 30 June 2021

	Note	2021 \$	2020 \$
<b>Assets</b>			
<b>Investments</b>			
Shares in Listed Companies (Australian)	2		
Altium Limited		18,345.00	16,240.00
Appen Limited		13,600.00	16,960.00
Betashares Global Cybersecurity Etf		19,240.00	8,230.00
Bluescope Steel Limited		0.00	29,225.00
Brambles Limited		22,880.00	21,740.00
Brickworks Limited		25,070.00	15,830.00
Cleanaway Waste Management Limited		0.00	8,800.00
Coles Group Limited.		17,090.00	17,170.00
Data#3 Limited		33,660.00	18,160.00
Envirosuite Limited		900.00	1,450.00
Eroad Limited		8,730.00	0.00
Invocare Limited		23,140.00	10,480.00
Jumbo Interactive Limited		17,770.00	0.00
Kogan.com Ltd		5,790.00	0.00
Lynas Rare Earths Limited		5,710.00	0.00
Mcmillan Shakespeare Limited		12,950.00	0.00
Mcpherson's Limited		3,300.00	0.00
Monadelphous Group Limited		20,900.00	10,820.00
National Australia Bank Limited		23,598.00	16,398.00
Nearmap Ltd		11,160.00	6,750.00
Origin Energy Limited		9,020.00	11,680.00
Quickstep Holdings Limited		4,888.00	7,896.00
Reliance Worldwide Corporation Limited		0.00	7,058.94
Resmed Inc		0.00	20,655.00
Rpmglobal Holdings Limited		8,900.00	0.00
Sandfire Resources Limited		6,830.00	0.00
Seven Group Holdings Limited		20,350.00	17,180.00
Sonic Healthcare Limited		57,600.00	45,645.00
Stockland		11,650.00	0.00
Suncorp Group Limited		22,220.00	18,460.00
Telstra Corporation Limited.		0.00	9,390.00
Washington H Soul Pattinson & Company Limited		33,730.00	19,530.00
Units in Listed Unit Trusts (Australian)	3		
Lendlease Group		11,460.00	12,370.00
<b>Total Investments</b>		<u>470,481.00</u>	<u>368,117.94</u>
<b>Other Assets</b>			

## Jakins Superannuation Fund

# Detailed Statement of Financial Position

As at 30 June 2021

	Note	2021 \$	2020 \$
<b>Other Assets</b>			
Bank Accounts	4		
Jakins Superannuation Fund		164,846.62	169,531.77
Income Tax Refundable		0.00	3,165.83
<b>Total Other Assets</b>		<u>164,846.62</u>	<u>172,697.60</u>
<b>Total Assets</b>		<u>635,327.62</u>	<u>540,815.54</u>
Less:			
<b>Liabilities</b>			
Income Tax Payable		3,304.17	0.00
PAYG Payable		0.00	1,310.00
<b>Total Liabilities</b>		<u>3,304.17</u>	<u>1,310.00</u>
<b>Net assets available to pay benefits</b>		<u>632,023.45</u>	<u>539,505.54</u>
Represented By :			
<b>Liability for accrued benefits allocated to members' accounts</b>			
	5, 6		
Jakins, Paul - Accumulation		311,636.67	279,356.97
Jakins, Dianne - Accumulation		245,371.09	204,422.42
Jakins, Kevin - Accumulation		75,015.69	55,726.15
<b>Total Liability for accrued benefits allocated to members' accounts</b>		<u>632,023.45</u>	<u>539,505.54</u>

# Notes to the Financial Statements

For the year ended 30 June 2021

---

## Note 1: Summary of Significant Accounting Policies

The trustees have prepared the financial statements on the basis that the Superannuation Fund is a non-reporting entity because there are no users dependent on general purpose financial statements. The financial statements are therefore special purpose financial statements that have been prepared in order to meet the requirements of the Superannuation Industry (Supervision) Act 1993 and associated Regulations, the trust deed of the Fund and the needs of members.

The financial statements have been prepared on a cash basis and are based on historical costs, except for investments which have been measured at market value.

The following significant accounting policies, which are consistent with the policies applied in the previous period unless otherwise stated, have been adopted in the preparation of the financial statements.

The financial statements were authorised for issue by the Trustee(s).

### a. Measurement of Investments

The Fund initially recognises:

- (i) an investment when it controls the future economic benefits expected to flow from the asset. For financial assets, the trade date is considered to be the date on which control of the future economic benefits attributable to the asset passes to the Fund; and
- (ii) a financial liability on the date it becomes a party to the contractual provisions of the instrument.

Investments of the Fund have been measured at market value, which refers to the amount that a willing buyer could reasonably be expected to pay to acquire an asset from a willing seller if the following assumptions were made:

- that the buyer and the seller deal with each other at arm's length in relation to the sale;
- that the sale occurred after proper marketing of the asset; and
- that the buyer and the seller acted knowledgeably and prudentially in relation to the sale.

Market value has been determined as follows:

- (i) shares and other securities listed on the Australian Securities Exchange by reference to the relevant market quotations at the end of the reporting period;
- (ii) units in managed funds by reference to the unit redemption price at the end of the reporting period;
- (iii) fixed-interest securities by reference to the redemption price at the end of the reporting period;
- (iv) unlisted investments are stated at trustees' assessment based on estimated market value at balance date or where necessary, an external valuer's opinion; and
- (v) investment properties at the trustees' assessment of the market value or where necessary a qualified independent valuer's opinion at the end of reporting period.

Financial liabilities, such as trade creditors and other payables, are measured at the gross value of the outstanding balance at the end of the reporting period. The trustees have determined that the gross values of the Fund's financial liabilities is equivalent to their market values. Any remeasurement changes in the gross values of non-current financial liabilities (including liabilities for members' accrued benefits) are recognised in the operating statement in the periods in which they occur.

### b. Cash and Cash Equivalents

Cash and cash equivalents include cash on hand and at call, deposits with banks and short-term, highly liquid investments that are readily convertible to cash and subject to an insignificant risk of change in value.

### c. Revenue

Revenue is recognised to the extent that it is probable that the economic benefits will flow to the Fund and the revenue can be reliably measured. Revenue is recognised at the fair value of the consideration received or receivable.

# Notes to the Financial Statements

For the year ended 30 June 2021

---

## Interest revenue

Interest revenue is recognised in respect of fixed-interest securities, and cash and cash equivalent balances. Interest revenue is recognised upon receipt.

## Dividend revenue

Dividend revenue is recognised when the dividend has been paid or, in the case of dividend reinvestment schemes, when the dividend is credited to the benefit of the fund.

## Rental revenue

Rental revenue arising from operating leases on investment properties is recognised upon receipt.

## Distribution revenue

Distributions from unit trusts and managed funds are recognised as at the date the unit value is quoted ex-distribution and if not received at the end of the reporting period, are reflected in the statement of financial position as a receivable at market value.

## Remeasurement changes in market values

Remeasurement changes in the market values of assets are recognised as income and determined as the difference between the market value at year-end or consideration received (if sold during the year) and the market value as at the prior year-end or cost (if acquired during the period).

## Contributions

Contributions and transfers in are recognised when the control and the benefits from the revenue have been attained and are recorded by the Fund, gross of any taxes, in the period to which they relate.

## d. Liability for Accrued Benefits

The liability for accrued benefits represents the Fund's present obligation to pay benefits to members and beneficiaries, and has been calculated as the difference between the carrying amount of the assets and the carrying amount of the other payables and income tax liabilities as at the end of the reporting period.

## e. Critical Accounting Estimates and Judgements

The preparation of financial statements requires the trustees to make judgements, estimates and assumptions that affect the application of accounting policies and the reported amounts of assets and liabilities, income and expenses. Actual results may differ from these estimates.

Estimates and underlying assumptions are reviewed on an ongoing basis. Revisions to accounting estimates are recognised in the period in which the estimate is revised and in any future period affected.

## Note 2: Shares in Listed Companies (Australian)

	2021 \$	2020 \$
Altium Limited	18,345.00	16,240.00
Appen Limited	13,600.00	16,960.00
Brickworks Limited	25,070.00	15,830.00
Bluescope Steel Limited	0.00	29,225.00
Brambles Limited	22,880.00	21,740.00
Coles Group Limited.	17,090.00	17,170.00

## Notes to the Financial Statements

For the year ended 30 June 2021

Cleanaway Waste Management Limited	0.00	8,800.00
Data#3 Limited	33,660.00	18,160.00
Eroad Limited	8,730.00	0.00
Envirosuite Limited	900.00	1,450.00
Betashares Global Cybersecurity Etf	19,240.00	8,230.00
Invocare Limited	23,140.00	10,480.00
Jumbo Interactive Limited	17,770.00	0.00
Kogan.com Ltd	5,790.00	0.00
Lynas Rare Earths Limited	5,710.00	0.00
Mcperson's Limited	3,300.00	0.00
Mcmillan Shakespeare Limited	12,950.00	0.00
Monadelphous Group Limited	20,900.00	10,820.00
National Australia Bank Limited	23,598.00	16,398.00
Nearmap Ltd	11,160.00	6,750.00
Origin Energy Limited	9,020.00	11,680.00
Quickstep Holdings Limited	4,888.00	7,896.00
Resmed Inc	0.00	20,655.00
Rpmglobal Holdings Limited	8,900.00	0.00
Reliance Worldwide Corporation Limited	0.00	7,058.94
Sandfire Resources Limited	6,830.00	0.00
Stockland	11,650.00	0.00
Sonic Healthcare Limited	57,600.00	45,645.00
Washington H Soul Pattinson & Company Limited	33,730.00	19,530.00
Suncorp Group Limited	22,220.00	18,460.00
Seven Group Holdings Limited	20,350.00	17,180.00
Telstra Corporation Limited.	0.00	9,390.00
	459,021.00	355,747.94

### Note 3: Units in Listed Unit Trusts (Australian)

	2021 \$	2020 \$
Lendlease Group	11,460.00	12,370.00
	11,460.00	12,370.00

# Notes to the Financial Statements

For the year ended 30 June 2021

## Note 4: Banks and Term Deposits

	2021 \$	2020 \$
<b>Banks</b>		
Jakins Superannuation Fund	164,846.62	169,531.77
	164,846.62	169,531.77

## Note 5: Liability for Accrued Benefits

	2021 \$	2020 \$
Liability for accrued benefits at beginning of year	539,505.54	526,669.17
Benefits accrued as a result of operations	92,517.91	12,836.37
Current year member movements	0.00	0.00
	632,023.45	539,505.54

## Note 6: Vested Benefits

Vested benefits are benefits that are not conditional upon continued membership of the fund (or any factor other than resignation from the plan) and include benefits which members were entitled to receive had they terminated their fund membership as at the end of the reporting period.

	2021 \$	2020 \$
Vested Benefits	632,023.45	539,505.54

## Note 7: Guaranteed Benefits

No guarantees have been made in respect of any part of the liability for accrued benefits.

## Note 8: Dividends

	2021 \$	2020 \$
ARB Corporation Limited.	0.00	210.00
Altium Limited	146.00	0.00
Appen Limited	77.50	0.00
Bega Cheese Limited	0.00	210.00
Betashares Global Cybersecurity Etf	914.64	0.00
Bluescope Steel Limited	200.00	350.00
Boral Limited.	0.00	270.00
Brambles Limited	512.40	448.80
Brickworks Limited	600.00	618.00

**Jakins Superannuation Fund****Notes to the Financial Statements**

For the year ended 30 June 2021

Cedar Woods Properties Limited	0.00	270.00
Cimic Group Limited	0.00	355.00
Cleanaway Waste Management Limited	0.00	156.00
Coles Group Limited.	605.00	300.00
Data#3 Limited	682.00	914.00
G.u.d. Holdings Limited	0.00	465.00
Invocare Limited	430.00	0.00
Jumbo Interactive Limited	180.00	0.00
Kogan.com Ltd	0.00	187.50
Mcmillan Shakespeare Limited	302.00	400.00
Mcperson's Limited	315.00	500.00
Monadelphous Group Limited	610.00	450.00
National Australia Bank Limited	720.00	2,490.00
New Hope Corporation Limited	0.00	900.00
Origin Energy Limited	450.00	600.00
Reliance Worldwide Corporation Limited	112.50	125.00
Resmed Inc	83.17	72.31
Seven Group Holdings Limited	440.00	420.00
Sonic Healthcare Limited	1,305.00	850.00
Suncorp Group Limited	720.00	1,400.00
Telstra Corporation Limited.	480.00	0.00
Washington H Soul Pattinson & Company Limited	610.00	590.00
	<hr/>	<hr/>
	10,495.21	13,551.61
	<hr/>	<hr/>

**Note 9: Trust Distributions**

	<b>2021</b>	<b>2020</b>
	<b>\$</b>	<b>\$</b>
Stockland	282.50	0.00
Lendlease Group	182.56	395.04
	<hr/>	<hr/>
	465.06	395.04
	<hr/>	<hr/>

**Note 10: Changes in Market Values****Unrealised Movements in Market Value**

	<b>2021</b>	<b>2020</b>
	<b>\$</b>	<b>\$</b>
<b>Shares in Listed Companies (Australian)</b>		
Altium Limited	2,105.00	2,210.05



**Jakins Superannuation Fund****Notes to the Financial Statements**For the year ended 30 June 2021

---

Appen Limited	(12,869.95)	5,635.05
Bega Cheese Limited	0.00	2,469.95
Betashares Global Cybersecurity Etf	2,290.05	70.05
Bluescope Steel Limited	12,604.90	(900.00)
Boral Limited.	0.00	(240.05)
Brambles Limited	1,140.00	(2,299.95)
Brickworks Limited	9,240.00	(4,269.00)
Cedar Woods Properties Limited	0.00	(2,100.06)
Cleanaway Waste Management Limited	979.95	(979.95)
Coles Group Limited.	(80.00)	440.05
Data#3 Limited	4,970.05	7,417.97
Envirosuite Limited	(550.00)	(669.95)
Eroad Limited	835.05	0.00
Invocare Limited	1,290.05	(2,549.95)
Jumbo Interactive Limited	3,540.05	0.00
Kogan.com Ltd	(629.95)	0.00
Lynas Rare Earths Limited	140.05	0.00
Mcmillan Shakespeare Limited	(307.65)	3,789.95
Mcperson's Limited	(4,819.95)	(55.05)
Monadelphous Group Limited	(3,549.95)	(8,029.33)
National Australia Bank Limited	7,200.00	(5,492.20)
Nearmap Ltd	(2,209.95)	(3,019.95)
New Hope Corporation Limited	0.00	(20.05)
Origin Energy Limited	(2,660.00)	(2,940.00)
Quickstep Holdings Limited	(3,008.00)	(1,451.95)
Reliance Worldwide Corporation Limited	7,135.72	(1,155.77)
Resmed Inc	(2,775.05)	2,775.05
Rpmglobal Holdings Limited	2,605.05	299.95
Sandfire Resources Limited	(89.95)	0.00
Seven Group Holdings Limited	3,170.00	(799.95)
Sonic Healthcare Limited	11,955.00	3,852.07
Stockland	2,880.05	0.00
Suncorp Group Limited	3,760.00	(5,909.90)

## Notes to the Financial Statements

For the year ended 30 June 2021

Tamawood Limited	0.00	119.96
Technology One Limited	0.00	589.95
Telstra Corporation Limited.	169.95	(169.95)
Washington H Soul Pattinson & Company Limited	14,200.00	4,642.15
	58,660.52	(8,740.81)
<b>Units in Listed Unit Trusts (Australian)</b>		
Lendlease Group	(910.00)	(630.00)
	(910.00)	(630.00)
<b>Total Unrealised Movement</b>	57,750.52	(9,370.81)

### Realised Movements in Market Value

	2021 \$	2020 \$
<b>Shares in Listed Companies (Australian)</b>		
ARB Corporation Limited.	0.00	(659.90)
Althea Group Holdings Limited	0.00	(1,194.90)
Appen Limited	0.00	2,469.35
Bega Cheese Limited	0.00	(1,559.90)
Bluescope Steel Limited	1,268.32	0.00
Boral Limited.	0.00	(19.90)
Brickworks Limited	0.00	2,525.10
Cedar Woods Properties Limited	0.00	3,525.49
Cimic Group Limited	0.00	(2,870.39)
Cleanaway Waste Management Limited	200.10	0.00
Clover Corporation Limited	0.00	60.10
Data#3 Limited	0.00	7,212.08
G.u.d. Holdings Limited	0.00	15.10
Kogan.com Ltd	0.00	4,155.15
Mcmillan Shakespeare Limited	0.00	(149.80)
Mcperson's Limited	0.00	3,510.10
National Australia Bank Limited	0.00	(8,759.75)
New Hope Corporation Limited	0.00	(6,876.54)
Reliance Worldwide Corporation Limited	(5,210.86)	(318.09)
Resmed Inc	1,215.10	3,953.19

## Notes to the Financial Statements

For the year ended 30 June 2021

Rpmglobal Holdings Limited	0.00	(179.90)
Suncorp Group Limited	0.00	(3,863.31)
Tamawood Limited	0.00	(2,413.29)
Technology One Limited	0.00	1,481.20
Telstra Corporation Limited.	170.10	0.00
WAM Capital Limited	0.00	440.10
Washington H Soul Pattinson & Company Limited	0.00	(3,751.95)
Zoono Group Limited	0.00	960.10
	<u>(2,357.24)</u>	<u>(2,310.56)</u>
<b>Units in Listed Unit Trusts (Australian)</b>		
Stockland	0.00	(3,379.90)
Transurban Group	0.00	(2,359.90)
	<u>0.00</u>	<u>(5,739.80)</u>
<b>Total Realised Movement</b>	<u>(2,357.24)</u>	<u>(8,050.36)</u>
<b>Changes in Market Values</b>	<u>55,393.28</u>	<u>(17,421.17)</u>

### Note 11: Income Tax Expense

	<b>2021</b>	<b>2020</b>
	<b>\$</b>	<b>\$</b>
The components of tax expense comprise		
Current Tax	3,304.17	128.99
Income Tax Expense	<u>3,304.17</u>	<u>128.99</u>

The prima facie tax on benefits accrued before income tax is reconciled to the income tax as follows:

Prima facie tax payable on benefits accrued before income tax at 15%	14,373.31	1,944.80
Less:		
Tax effect of:		
Increase in MV of Investments	8,662.58	0.00
Realised Accounting Capital Gains	(353.59)	(1,207.55)
Accounting Trust Distributions	69.76	59.26

Add:

Tax effect of:

Jakins Superannuation Fund

# Notes to the Financial Statements

For the year ended 30 June 2021

---

Decrease in MV of Investments	0.00	1,405.62
Franking Credits	472.90	773.62
TFN Credits	6.60	0.00
Taxable Trust Distributions	22.50	0.00
Distributed Foreign Income	4.88	14.26
Rounding	(0.59)	(0.14)
Income Tax on Taxable Income or Loss	6,500.85	5,286.45
Less credits:		
Franking Credits	3,152.68	5,157.46
TFN Credits	44.00	0.00
Current Tax or Refund	<u>3,304.17</u>	<u>128.99</u>

# Jakins Superannuation Fund Members Statement

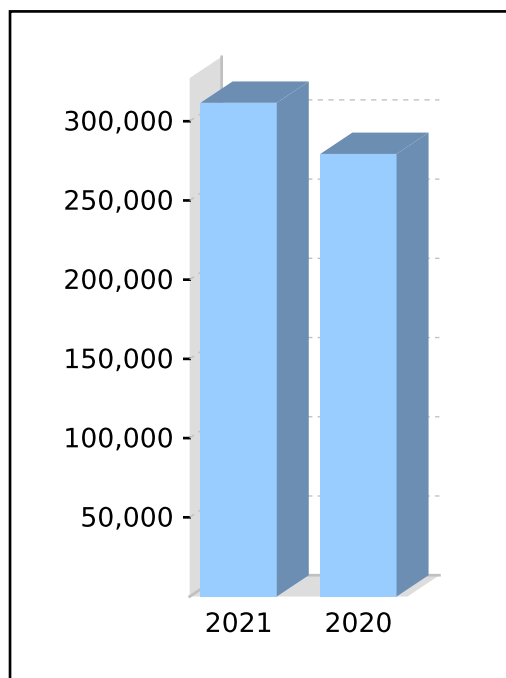
Paul Douglas Jakins  
9 Hayes Street  
Bunbury, Western Australia, 6230, Australia

## Your Details

Your Details		Nominated Beneficiaries	N/A
Date of Birth :	Provided	Vested Benefits	311,636.67
Age:	59	Total Death Benefit	311,636.67
Tax File Number:	Provided		
Date Joined Fund:	01/04/2004		
Service Period Start Date:	01/07/2018		
Date Left Fund:			
Member Code:	JAKPAU00002A		
Account Start Date:	01/04/2004		
Account Phase:	Accumulation Phase		
Account Description:	Accumulation		

## Your Balance

Total Benefits	311,636.67
<u>Preservation Components</u>	
Preserved	311,636.67
Unrestricted Non Preserved	
Restricted Non Preserved	
<u>Tax Components</u>	
Tax Free	
Taxable	311,636.67
Investment Earnings Rate	11.57%



## Your Detailed Account Summary

	This Year	Last Year
Opening balance at 01/07/2020	279,356.97	266,004.50
<u>Increases to Member account during the period</u>		
Employer Contributions	22,556.26	19,193.06
Personal Contributions (Concessional)		
Personal Contributions (Non Concessional)		
Government Co-Contributions		
Other Contributions		
Proceeds of Insurance Policies		
Transfers In		
Net Earnings	31,743.06	1,010.52
Internal Transfer In		
<u>Decreases to Member account during the period</u>		
Pensions Paid		
Contributions Tax	3,383.45	2,878.95
Income Tax	247.34	1,021.80
No TFN Excess Contributions Tax		
Excess Contributions Tax		
Refund Excess Contributions		
Division 293 Tax		
Insurance Policy Premiums Paid	2,599.45	2,950.36
Management Fees		
Member Expenses		
Benefits Paid/Transfers Out		
Superannuation Surcharge Tax		
Internal Transfer Out	15,789.38	
Closing balance at 30/06/2021	311,636.67	279,356.97

# Jakins Superannuation Fund

## Members Statement

---

### Trustee's Disclaimer

This statement has been prepared by the Trustee for the member whose name appears at the top of this statement. Every effort has been made by the Trustee to ensure the accuracy and completeness of this Statement. The Trustee does not accept any liability for any error, omission or misprint. All amounts shown in relation to benefits do not take into account any amounts which may be withheld to satisfy the requirements imposed by the Income Tax Assessment Act 1936.

Signed by all the trustees of the fund

*D Jakins*

D Jakins (Mar 1, 2022 19:52 GMT+8)

Dianne Elizabeth Jakins  
Trustee

*K.jakins*

K.jakins (Feb 13, 2022 17:00 GMT+8)

Kevin Robert Jakins  
Trustee

*P Jakins*

P Jakins (Mar 1, 2022 19:44 GMT+8)

Paul Douglas Jakins  
Trustee

# Jakins Superannuation Fund

## Members Statement

Dianne Elizabeth Jakins  
 9 Hayes Street  
 Bunbury, Western Australia, 6230, Australia

### Your Details

Date of Birth : Provided  
 Age: 60  
 Tax File Number: Provided  
 Date Joined Fund: 01/04/2004  
 Service Period Start Date: 01/07/2018  
 Date Left Fund:  
 Member Code: JAKDIA00001A  
 Account Start Date: 01/04/2004  
 Account Phase: Accumulation Phase  
 Account Description: Accumulation

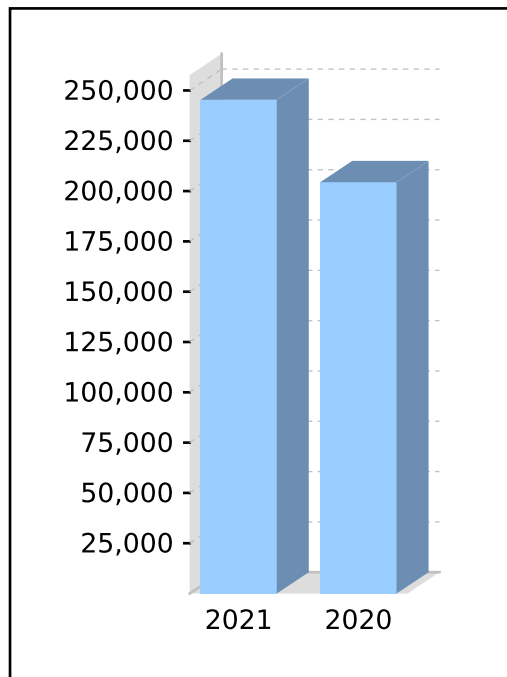
Nominated Beneficiaries N/A  
 Vested Benefits 245,371.09  
 Total Death Benefit 245,371.09

### Your Balance

Total Benefits 245,371.09

Preservation Components  
 Preserved 245,371.09  
 Unrestricted Non Preserved  
 Restricted Non Preserved

Tax Components  
 Tax Free  
 Taxable 245,371.09  
 Investment Earnings Rate 11.43%



### Your Detailed Account Summary

	This Year	Last Year
Opening balance at 01/07/2020	204,422.42	204,763.68
<u>Increases to Member account during the period</u>		
Employer Contributions		
Personal Contributions (Concessional)		
Personal Contributions (Non Concessional)		
Government Co-Contributions		
Other Contributions		
Proceeds of Insurance Policies		
Transfers In		
Net Earnings	25,674.72	759.87
Internal Transfer In	15,789.38	
<u>Decreases to Member account during the period</u>		
Pensions Paid		
Contributions Tax		
Income Tax	515.43	1,101.13
No TFN Excess Contributions Tax		
Excess Contributions Tax		
Refund Excess Contributions		
Division 293 Tax		
Insurance Policy Premiums Paid		
Management Fees		
Member Expenses		
Benefits Paid/Transfers Out		
Superannuation Surcharge Tax		
Internal Transfer Out		
Closing balance at 30/06/2021	245,371.09	204,422.42

# Jakins Superannuation Fund

## Members Statement

---

### Trustee's Disclaimer

This statement has been prepared by the Trustee for the member whose name appears at the top of this statement. Every effort has been made by the Trustee to ensure the accuracy and completeness of this Statement. The Trustee does not accept any liability for any error, omission or misprint. All amounts shown in relation to benefits do not take into account any amounts which may be withheld to satisfy the requirements imposed by the Income Tax Assessment Act 1936.

Signed by all the trustees of the fund

*D Jakins*

[D Jakins \(Mar 1, 2022 19:52 GMT+8\)](#)

---

Dianne Elizabeth Jakins  
Trustee

*K.jakins*

[K.jakins \(Feb 13, 2022 17:00 GMT+8\)](#)

---

Kevin Robert Jakins  
Trustee

*P Jakins*

[P Jakins \(Mar 1, 2022 19:44 GMT+8\)](#)

---

Paul Douglas Jakins  
Trustee



# Jakins Superannuation Fund

## Members Statement

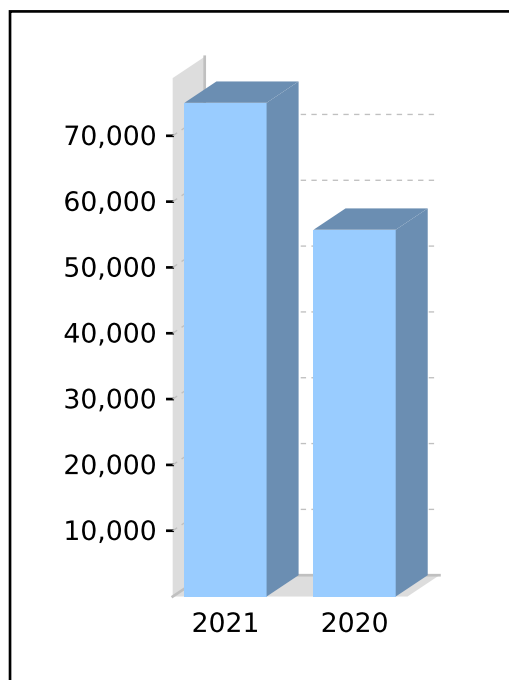
Kevin Robert Jakins  
 9 Hayes Street  
 Bunbury, Western Australia, 6230, Australia

### Your Details

Date of Birth :	Provided	Nominated Beneficiaries	N/A
Age:	34	Vested Benefits	75,015.69
Tax File Number:	Provided	Total Death Benefit	75,015.69
Date Joined Fund:	01/04/2004		
Service Period Start Date:	01/07/2018		
Date Left Fund:			
Member Code:	JAKKEV00001A		
Account Start Date:	01/04/2004		
Account Phase:	Accumulation Phase		
Account Description:	Accumulation		

### Your Balance

Total Benefits	75,015.69
<u>Preservation Components</u>	
Preserved	75,015.69
Unrestricted Non Preserved	
Restricted Non Preserved	
<u>Tax Components</u>	
Tax Free	
Taxable	75,015.69
Investment Earnings Rate	12.36%



### Your Detailed Account Summary

	This Year	Last Year
Opening balance at 01/07/2020	55,726.15	55,900.99
<u>Increases to Member account during the period</u>		
Employer Contributions	18,440.62	3,016.25
Personal Contributions (Concessional)		
Personal Contributions (Non Concessional)		
Government Co-Contributions		
Other Contributions		
Proceeds of Insurance Policies		
Transfers In		
Net Earnings	6,865.45	206.37
Internal Transfer In		
<u>Decreases to Member account during the period</u>		
Pensions Paid		
Contributions Tax	2,766.09	452.44
Income Tax	(411.46)	(167.87)
No TFN Excess Contributions Tax		
Excess Contributions Tax		
Refund Excess Contributions		
Division 293 Tax		
Insurance Policy Premiums Paid	3,661.90	3,112.89
Management Fees		
Member Expenses		
Benefits Paid/Transfers Out		
Superannuation Surcharge Tax		
Internal Transfer Out		
Closing balance at 30/06/2021	75,015.69	55,726.15

# Jakins Superannuation Fund

## Members Statement

---

### Trustee's Disclaimer

This statement has been prepared by the Trustee for the member whose name appears at the top of this statement. Every effort has been made by the Trustee to ensure the accuracy and completeness of this Statement. The Trustee does not accept any liability for any error, omission or misprint. All amounts shown in relation to benefits do not take into account any amounts which may be withheld to satisfy the requirements imposed by the Income Tax Assessment Act 1936.

Signed by all the trustees of the fund

*D Jakins*

[D Jakins \(Mar 1, 2022 19:52 GMT+8\)](#)

Dianne Elizabeth Jakins  
Trustee

*K.jakins*

[K.jakins \(Feb 13, 2022 17:00 GMT+8\)](#)

Kevin Robert Jakins  
Trustee

*P Jakins*

[P Jakins \(Mar 1, 2022 19:44 GMT+8\)](#)

Pau Douglas Jakins  
Trustee

# Jakins Superannuation Fund

## Investment Summary Report

As at 30 June 2021

Investment	Units	Market Price	Market Value	Average Cost	Accounting Cost	Unrealised Gain/(Loss)	Gain/(Loss)%	Portfolio Weight%	
<b>Cash/Bank Accounts</b>									
Jakins Superannuation Fund		164,846.620000	164,846.62	164,846.62	164,846.62			25.95 %	
			<b>164,846.62</b>		<b>164,846.62</b>		<b>0.00 %</b>	<b>25.95 %</b>	
<b>Shares in Listed Companies (Australian)</b>									
ALU.AX	Altium Limited	500.00	36.690000	18,345.00	28.06	14,029.95	4,315.05	30.76 %	2.89 %
APX.AX	Appen Limited	1,000.00	13.600000	13,600.00	20.83	20,834.90	(7,234.90)	(34.72) %	2.14 %
HACK.AX	Betashares Global Cybersecurity Etf	2,000.00	9.620000	19,240.00	8.44	16,879.90	2,360.10	13.98 %	3.03 %
BXB.AX	Brambles Limited	2,000.00	11.440000	22,880.00	11.84	23,679.90	(799.90)	(3.38) %	3.60 %
BKW.AX	Brickworks Limited	1,000.00	25.070000	25,070.00	20.03	20,029.95	5,040.05	25.16 %	3.95 %
COL.AX	Coles Group Limited.	1,000.00	17.090000	17,090.00	16.73	16,729.95	360.05	2.15 %	2.69 %
DTL.AX	Data#3 Limited	6,000.00	5.610000	33,660.00	2.92	17,501.93	16,158.07	92.32 %	5.30 %
EVS.AX	Envirosuite Limited	10,000.00	0.090000	900.00	0.21	2,119.95	(1,219.95)	(57.55) %	0.14 %
ERD.AX	Eroad Limited	1,500.00	5.820000	8,730.00	5.26	7,894.95	835.05	10.58 %	1.37 %
IVC.AX	Invocare Limited	2,000.00	11.570000	23,140.00	12.20	24,399.90	(1,259.90)	(5.16) %	3.64 %
JIN.AX	Jumbo Interactive Limited	1,000.00	17.770000	17,770.00	14.23	14,229.95	3,540.05	24.88 %	2.80 %
KGN.AX	Kogan.com Ltd	500.00	11.580000	5,790.00	12.84	6,419.95	(629.95)	(9.81) %	0.91 %
LYC.AX	Lynas Rare Earths Limited	1,000.00	5.710000	5,710.00	5.57	5,569.95	140.05	2.51 %	0.90 %
MMS.AX	Mcmillan Shakespeare Limited	1,000.00	12.950000	12,950.00	13.26	13,257.65	(307.65)	(2.32) %	2.04 %
MCP.AX	Mcperson's Limited	3,000.00	1.100000	3,300.00	2.71	8,119.95	(4,819.95)	(59.36) %	0.52 %
MND.AX	Monadelphous Group Limited	2,000.00	10.450000	20,900.00	16.24	32,479.28	(11,579.28)	(35.65) %	3.29 %
NAB.AX	National Australia Bank Limited	900.00	26.220000	23,598.00	28.73	25,861.00	(2,263.00)	(8.75) %	3.71 %
NEA.AX	Nearmap Ltd	6,000.00	1.860000	11,160.00	2.73	16,389.90	(5,229.90)	(31.91) %	1.76 %
ORG.AX	Origin Energy Limited	2,000.00	4.510000	9,020.00	8.39	16,789.95	(7,769.95)	(46.28) %	1.42 %
QHL.AX	Quickstep Holdings Limited	94,000.00	0.052000	4,888.00	0.22	20,459.79	(15,571.79)	(76.11) %	0.77 %
RUL.AX	Rpmglobal Holdings Limited	5,000.00	1.780000	8,900.00	1.26	6,294.95	2,605.05	41.38 %	1.40 %
SFR.AX	Sandfire Resources Limited	1,000.00	6.830000	6,830.00	6.92	6,919.95	(89.95)	(1.30) %	1.08 %

# Jakins Superannuation Fund

## Investment Summary Report

As at 30 June 2021

Investment	Units	Market Price	Market Value	Average Cost	Accounting Cost	Unrealised Gain/(Loss)	Gain/(Loss)%	Portfolio Weight%	
SVW.AX	Seven Group Holdings Limited	1,000.00	20.350000	20,350.00	17.98	17,979.95	2,370.05	13.18 %	3.20 %
SHL.AX	Sonic Healthcare Limited	1,500.00	38.400000	57,600.00	27.86	41,792.93	15,807.07	37.82 %	9.07 %
SGP.AX	Stockland	2,500.00	4.660000	11,650.00	3.51	8,769.95	2,880.05	32.84 %	1.83 %
SUN.AX	Suncorp Group Limited	2,000.00	11.110000	22,220.00	12.63	25,263.26	(3,043.26)	(12.05) %	3.50 %
SOL.AX	Washington H Soul Pattinson & Company Limited	1,000.00	33.730000	33,730.00	19.68	19,679.95	14,050.05	71.39 %	5.31 %
			<b>459,021.00</b>		<b>450,379.59</b>	<b>8,641.41</b>	<b>1.92 %</b>	<b>72.25 %</b>	
<b>Units in Listed Unit Trusts (Australian)</b>									
LLC.AX	Lendlease Group	1,000.00	11.460000	11,460.00	13.93	13,929.95	(2,469.95)	(17.73) %	1.80 %
			<b>11,460.00</b>		<b>13,929.95</b>	<b>(2,469.95)</b>	<b>(17.73) %</b>	<b>1.80 %</b>	
			<b>635,327.62</b>		<b>629,156.16</b>	<b>6,171.46</b>	<b>0.98 %</b>	<b>100.00 %</b>	

# Jakins Superannuation Fund

## Investment Performance

As at 30 June 2021

Investment	Opening Value	Purchases / Additions	Sales / Reductions	Closing Value	Realised Market Gain	Unrealised Market Gain	Net Income	Income and Market Gain	Return %	
<b>Bank Accounts</b>										
Jakins Superannuation Fund	169,531.77	0.00	0.00	164,846.62	0.00	0.00	0.00	0.00	0.00 %	
	<b>169,531.77</b>	<b>0.00</b>	<b>0.00</b>	<b>164,846.62</b>	<b>0.00</b>	<b>0.00</b>	<b>0.00</b>	<b>0.00</b>	<b>0.00 %</b>	
<b>Shares in Listed Companies (Australian)</b>										
ALU.AX	Altium Limited	16,240.00	0.00	0.00	18,345.00	0.00	2,105.00	190.00	2,295.00	14.13 %
APX.AX	Appen Limited	16,960.00	9,509.95	0.00	13,600.00	0.00	(12,869.95)	94.11	(12,775.84)	(48.27) %
HACK.AX	Betashares Global Cybersecurity Etf	8,230.00	8,719.95	0.00	19,240.00	0.00	2,290.05	914.64	3,204.69	18.91 %
BSL.AX	Bluescope Steel Limited	29,225.00	0.00	41,829.90	0.00	1,268.32	12,604.90	200.00	14,073.22	(111.65) %
BXB.AX	Brambles Limited	21,740.00	0.00	0.00	22,880.00	0.00	1,140.00	578.28	1,718.28	7.90 %
BKW.AX	Brickworks Limited	15,830.00	0.00	0.00	25,070.00	0.00	9,240.00	857.14	10,097.14	63.78 %
CWY.AX	Cleanaway Waste Management Limited	8,800.00	0.00	9,779.95	0.00	200.10	979.95	0.00	1,180.05	(120.42) %
COL.AX	Coles Group Limited.	17,170.00	0.00	0.00	17,090.00	0.00	(80.00)	864.29	784.29	4.57 %
DTL.AX	Data#3 Limited	18,160.00	10,529.95	0.00	33,660.00	0.00	4,970.05	974.29	5,944.34	20.72 %
EVS.AX	Envirosuite Limited	1,450.00	0.00	0.00	900.00	0.00	(550.00)	0.00	(550.00)	(37.93) %
ERD.AX	Eroad Limited	0.00	7,894.95	0.00	8,730.00	0.00	835.05	0.00	835.05	10.58 %
IVC.AX	Invocare Limited	10,480.00	11,369.95	0.00	23,140.00	0.00	1,290.05	614.28	1,904.33	8.72 %
JIN.AX	Jumbo Interactive Limited	0.00	14,229.95	0.00	17,770.00	0.00	3,540.05	257.14	3,797.19	26.68 %
KGN.AX	Kogan.com Ltd	0.00	6,419.95	0.00	5,790.00	0.00	(629.95)	0.00	(629.95)	(9.81) %
LYC.AX	Lynas Rare Earths Limited	0.00	5,569.95	0.00	5,710.00	0.00	140.05	0.00	140.05	2.51 %
MMS.AX	Mcmillan Shakespeare Limited	0.00	13,257.65	0.00	12,950.00	0.00	(307.65)	431.43	123.78	0.93 %
MCP.AX	Mcperson's Limited	0.00	8,119.95	0.00	3,300.00	0.00	(4,819.95)	450.00	(4,369.95)	(53.82) %
MND.AX	Monadelphous Group Limited	10,820.00	13,629.95	0.00	20,900.00	0.00	(3,549.95)	871.42	(2,678.53)	(10.96) %
NAB.AX	National Australia Bank Limited	16,398.00	0.00	0.00	23,598.00	0.00	7,200.00	1,028.57	8,228.57	50.18 %
NEA.AX	Nearmap Ltd	6,750.00	6,619.95	0.00	11,160.00	0.00	(2,209.95)	0.00	(2,209.95)	(16.53) %
ORG.AX	Origin Energy Limited	11,680.00	0.00	0.00	9,020.00	0.00	(2,660.00)	450.00	(2,210.00)	(18.92) %

# Jakins Superannuation Fund

## Investment Performance

As at 30 June 2021

Investment	Opening Value	Purchases / Additions	Sales / Reductions	Closing Value	Realised Market Gain	Unrealised Market Gain	Net Income	Income and Market Gain	Return %
QHL.AX Quickstep Holdings Limited	7,896.00	0.00	0.00	4,888.00	0.00	(3,008.00)	0.00	(3,008.00)	(38.10) %
RWC.AX Reliance Worldwide Corporation Limited	7,058.94	0.00	14,194.66	0.00	(5,210.86)	7,135.72	122.14	2,047.00	(28.69) %
RMD.AX Resmed Inc	20,655.00	0.00	17,879.95	0.00	1,215.10	(2,775.05)	83.17	(1,476.78)	(53.22) %
RUL.AX Rpmglobal Holdings Limited	0.00	6,294.95	0.00	8,900.00	0.00	2,605.05	0.00	2,605.05	41.38 %
SFR.AX Sandfire Resources Limited	0.00	6,919.95	0.00	6,830.00	0.00	(89.95)	0.00	(89.95)	(1.30) %
SVW.AX Seven Group Holdings Limited	17,180.00	0.00	0.00	20,350.00	0.00	3,170.00	628.57	3,798.57	22.11 %
SHL.AX Sonic Healthcare Limited	45,645.00	0.00	0.00	57,600.00	0.00	11,955.00	1,472.79	13,427.79	29.42 %
SGP.AX Stockland	0.00	8,769.95	0.00	11,650.00	0.00	2,880.05	0.00	2,880.05	32.84 %
SUN.AX Suncorp Group Limited	18,460.00	0.00	0.00	22,220.00	0.00	3,760.00	1,028.57	4,788.57	25.94 %
TLS.AX Telstra Corporation Limited.	9,390.00	0.00	9,559.95	0.00	170.10	169.95	685.72	1,025.77	(603.57) %
SOL.AX Washington H Soul Pattinson & Company Limited	19,530.00	0.00	0.00	33,730.00	0.00	14,200.00	871.43	15,071.43	77.17 %
	<b>355,747.94</b>	<b>137,856.95</b>	<b>93,244.41</b>	<b>459,021.00</b>	<b>(2,357.24)</b>	<b>58,660.52</b>	<b>13,667.98</b>	<b>69,971.26</b>	<b>17.48 %</b>
<b>Units in Listed Unit Trusts (Australian)</b>									
LLC.AX Lendlease Group	12,370.00	0.00	0.00	11,460.00	0.00	(910.00)	206.47	(703.53)	(5.69) %
SGP.AX Stockland	0.00	0.00	0.00	0.00	0.00	0.00	282.50	282.50	0.00 %
	<b>12,370.00</b>	<b>0.00</b>	<b>0.00</b>	<b>11,460.00</b>	<b>0.00</b>	<b>(910.00)</b>	<b>488.97</b>	<b>(421.03)</b>	<b>(3.40) %</b>
	<b>537,649.71</b>	<b>137,856.95</b>	<b>93,244.41</b>	<b>635,327.62</b>	<b>(2,357.24)</b>	<b>57,750.52</b>	<b>14,156.95</b>	<b>69,550.23</b>	<b>11.94 %</b>

# Jakins Superannuation Fund

## Investment Movement Report

As at 30 June 2021

Investment	Opening Balance		Additions		Disposals			Closing Balance		
	Units	Cost	Units	Cost	Units	Cost	Accounting Profit/(Loss)	Units	Cost	Market Value
<b>Bank Accounts</b>										
Jakins Superannuation Fund		169,531.77		145,806.80		(150,491.95)			164,846.62	164,846.62
		<b>169,531.77</b>		<b>145,806.80</b>		<b>(150,491.95)</b>			<b>164,846.62</b>	<b>164,846.62</b>
<b>Shares in Listed Companies (Australian)</b>										
ALU.AX - Altium Limited	500.00	14,029.95						500.00	14,029.95	18,345.00
APX.AX - Appen Limited	500.00	11,324.95	500.00	9,509.95				1,000.00	20,834.90	13,600.00
HACK.AX - Betashares Global Cybersecurity Etf	1,000.00	8,159.95	1,000.00	8,719.95				2,000.00	16,879.90	19,240.00
BSL.AX - Bluescope Steel Limited	2,500.00	41,829.90			(2,500.00)	(41,829.90)	1,268.32		0.00	
BXB.AX - Brambles Limited	2,000.00	23,679.90						2,000.00	23,679.90	22,880.00
BKW.AX - Brickworks Limited	1,000.00	20,029.95						1,000.00	20,029.95	25,070.00
CWP.AX - Cedar Woods Properties Limited	0.00	0.01							0.01	
CWY.AX - Cleanaway Waste Management Limited	4,000.00	9,779.95			(4,000.00)	(9,779.95)	200.10		0.00	
COL.AX - Coles Group Limited.	1,000.00	16,729.95						1,000.00	16,729.95	17,090.00
DTL.AX - Data#3 Limited										

# Jakins Superannuation Fund

## Investment Movement Report

As at 30 June 2021

Investment	Opening Balance		Additions		Disposals			Closing Balance		
	Units	Cost	Units	Cost	Units	Cost	Accounting Profit/(Loss)	Units	Cost	Market Value
	4,000.00	6,971.98	2,000.00	10,529.95				6,000.00	17,501.93	33,660.00
EVS.AX - Envirosuite Limited	10,000.00	2,119.95						10,000.00	2,119.95	900.00
ERD.AX - Eroad Limited			1,500.00	7,894.95				1,500.00	7,894.95	8,730.00
IVC.AX - Invocare Limited	1,000.00	13,029.95	1,000.00	11,369.95				2,000.00	24,399.90	23,140.00
JIN.AX - Jumbo Interactive Limited			1,000.00	14,229.95				1,000.00	14,229.95	17,770.00
KGN.AX - Kogan.com Ltd			500.00	6,419.95				500.00	6,419.95	5,790.00
LYC.AX - Lynas Rare Earths Limited			1,000.00	5,569.95				1,000.00	5,569.95	5,710.00
MMS.AX - Mcmillan Shakespeare Limited			1,000.00	13,257.65				1,000.00	13,257.65	12,950.00
MCP.AX - Mcpherson's Limited			3,000.00	8,119.95				3,000.00	8,119.95	3,300.00
MND.AX - Monadelphous Group Limited	1,000.00	18,849.33	1,000.00	13,629.95				2,000.00	32,479.28	20,900.00
NAB.AX - National Australia Bank Limited	900.00	25,861.00						900.00	25,861.00	23,598.00
NEA.AX - Nearmap Ltd	3,000.00	9,769.95	3,000.00	6,619.95				6,000.00	16,389.90	11,160.00
ORG.AX - Origin Energy Limited										



# Jakins Superannuation Fund

## Investment Movement Report

As at 30 June 2021

Investment	Opening Balance		Additions		Disposals			Closing Balance		
	Units	Cost	Units	Cost	Units	Cost	Accounting Profit/(Loss)	Units	Cost	Market Value
	2,000.00	16,789.95						2,000.00	16,789.95	9,020.00
QHL.AX - Quickstep Holdings Limited	94,000.00	20,459.79						94,000.00	20,459.79	4,888.00
RWC.AX - Reliance Worldwide Corporation Limited	2,401.00	14,194.66			(2,401.00)	(14,194.66)	(5,210.86)		0.00	
RMD.AX - Resmed Inc	750.00	17,879.95			(750.00)	(17,879.95)	1,215.10		0.00	
RUL.AX - Rpmglobal Holdings Limited			5,000.00	6,294.95				5,000.00	6,294.95	8,900.00
SFR.AX - Sandfire Resources Limited			1,000.00	6,919.95				1,000.00	6,919.95	6,830.00
SVW.AX - Seven Group Holdings Limited	1,000.00	17,979.95						1,000.00	17,979.95	20,350.00
SHL.AX - Sonic Healthcare Limited	1,500.00	41,792.93						1,500.00	41,792.93	57,600.00
SGP.AX1 - Stockland			2,500.00	8,769.95				2,500.00	8,769.95	11,650.00
SUN.AX - Suncorp Group Limited	2,000.00	25,263.26						2,000.00	25,263.26	22,220.00
TWD.AX - Tamawood Limited	0.00	(0.01)							(0.01)	
TLS.AX - Telstra Corporation Limited.	3,000.00	9,559.95			(3,000.00)	(9,559.95)	170.10		0.00	
SOL.AX - Washington H Soul Pattinson & Company Limited										

# Jakins Superannuation Fund

## Investment Movement Report

As at 30 June 2021

Investment	Opening Balance		Additions		Disposals			Closing Balance		Market Value
	Units	Cost	Units	Cost	Units	Cost	Accounting Profit/(Loss)	Units	Cost	
	1,000.00	19,679.95						1,000.00	19,679.95	33,730.00
		<b>405,767.05</b>		<b>137,856.95</b>		<b>(93,244.41)</b>	<b>(2,357.24)</b>		<b>450,379.59</b>	<b>459,021.00</b>
<b>Units in Listed Unit Trusts (Australian)</b>										
LLC.AX - Lendlease Group	1,000.00	13,929.95						1,000.00	13,929.95	11,460.00
		<b>13,929.95</b>							<b>13,929.95</b>	<b>11,460.00</b>
		<b>589,228.77</b>		<b>283,663.75</b>		<b>(243,736.36)</b>	<b>(2,357.24)</b>		<b>629,156.16</b>	<b>635,327.62</b>

# Jakins Superannuation Fund

## Detailed Schedule of Fund Assets

As at 30 June 2021

Transaction Date	Description	Units	Amount \$
<b>Shares in Listed Companies (Australian) (77600)</b>			
<u>Althea Group Holdings Limited (AGH.AX)</u>			
11/09/2019	DIRECT DEBIT COMMONWEALTH SEC COMMSEC	3,000.00	2,374.95
29/11/2019	DIRECT CREDIT COMMONWEALTH SEC COMMSEC	(3,000.00)	(2,374.95)
		0.00	0.00
<u>Altium Limited (ALU.AX)</u>			
13/03/2020	DIRECT DEBIT COMMONWEALTH SEC COMMSEC	500.00	14,029.95
30/06/2020	Revaluation - 30/06/2020 @ \$32.480000 (System Price) - 500.000000 Units on hand		2,210.05
30/06/2021	Revaluation - 30/06/2021 @ \$36.690000 (System Price) - 500.000000 Units on hand		2,105.00
		500.00	18,345.00
<u>Australia And New Zealand Banking Group Limited (ANZ.AX)</u>			
01/07/2017	Shares	1,000.00	31,037.20
30/06/2018	Revaluation - 29/06/2018 @ \$28.240000 (System Price) - 1,000.000000 Units on hand		(2,797.20)
16/08/2018	commsec	(1,000.00)	(31,037.20)
16/08/2018	Unrealised Gain writeback as at 16/08/2018		2,797.20
21/09/2018	commsec	1,200.00	34,120.90
28/09/2018	commsec	(1,200.00)	(34,120.90)
09/11/2018	commsec	1,000.00	26,171.37
13/11/2018	commsec	(1,000.00)	(26,171.37)
		0.00	0.00
<u>Appen Limited (APX.AX)</u>			
06/12/2019	DIRECT DEBIT COMMONWEALTH SEC COMMSEC	1,000.00	23,079.95
30/01/2020	DIRECT CREDIT COMMONWEALTH SEC COMMSEC	(1,000.00)	(23,079.95)
24/04/2020	DIRECT DEBIT COMMONWEALTH SEC COMMSEC	500.00	11,324.95
30/06/2020	Revaluation - 30/06/2020 @ \$33.920000 (System Price) - 500.000000 Units on hand		5,635.05
26/02/2021	Direct Debit 062934 COMMSEC SECURITI COMMSEC	500.00	9,509.95
30/06/2021	Revaluation - 30/06/2021 @ \$13.600000 (System Price) - 1,000.000000 Units on hand		(12,869.95)
		1,000.00	13,600.00
<u>ARB Corporation Limited. (ARB.AX)</u>			
17/07/2019	DIRECT DEBIT COMMONWEALTH SEC COMMSEC	1,000.00	18,229.95
03/03/2020	DIRECT CREDIT COMMONWEALTH SEC COMMSEC	(1,000.00)	(18,229.95)
		0.00	0.00
<u>Bendigo And Adelaide Bank Limited (BEN.AX)</u>			
19/07/2018	commsec	1,500.00	16,874.95
04/09/2018	commsec	(1,500.00)	(16,874.95)
		0.00	0.00
<u>Bega Cheese Limited (BGA.AX)</u>			
05/11/2018	commsec	2,000.00	12,029.95
30/06/2019	Revaluation - 28/06/2019 @ \$4.780000 (System Price) - 2,000.000000 Units on hand		(2,469.95)
20/05/2020	DIRECT CREDIT COMMONWEALTH SEC COMMSEC	(2,000.00)	(12,029.95)
20/05/2020	Unrealised Gain writeback as at 20/05/2020		2,469.95
		0.00	0.00
<u>BHP Group Limited (BHP.AX)</u>			

# Jakins Superannuation Fund

## Detailed Schedule of Fund Assets

As at 30 June 2021

Transaction Date	Description	Units	Amount \$
24/08/2018	commsec	1,000.00	32,639.12
21/09/2018	commsec	(1,000.00)	(32,639.12)
09/11/2018	commsec	1,000.00	33,289.90
24/04/2019	commsec	(1,000.00)	(33,289.90)
		0.00	0.00
<u>Brickworks Limited (BKW.AX)</u>			
01/08/2018	commsec	319.00	4,942.12
02/08/2018	commsec	412.00	6,408.36
03/08/2018	commsec	769.00	11,942.57
09/11/2018	commsec	(1,500.00)	(23,293.05)
05/02/2019	commsec	1,100.00	17,849.95
30/06/2019	Revaluation - 28/06/2019 @ \$16.290000 (System Price) - 1,100.000000 Units on hand		69.05
08/11/2019	DIRECT CREDIT COMMONWEALTH SEC COMMSEC	(1,100.00)	(17,849.95)
08/11/2019	Unrealised Gain writeback as at 08/11/2019		(69.05)
30/01/2020	DIRECT CREDIT COMMONWEALTH SEC COMMSEC	1,000.00	20,029.95
30/06/2020	Revaluation - 30/06/2020 @ \$15.830000 (System Price) - 1,000.000000 Units on hand		(4,199.95)
30/06/2021	Revaluation - 30/06/2021 @ \$25.070000 (System Price) - 1,000.000000 Units on hand		9,240.00
		1,000.00	25,070.00
<u>Boral Limited. (BLD.AX)</u>			
09/05/2019	commsec	2,000.00	9,999.95
30/06/2019	Revaluation - 28/06/2019 @ \$5.120000 (System Price) - 2,000.000000 Units on hand		240.05
08/11/2019	DIRECT CREDIT COMMONWEALTH SEC COMMSEC	(2,000.00)	(9,999.95)
08/11/2019	Unrealised Gain writeback as at 08/11/2019		(240.05)
		0.00	0.00
<u>Bank Of Queensland Limited. (BOQ.AX)</u>			
07/09/2018	commsec	1,500.00	17,099.95
25/09/2018	commsec	1,500.00	16,889.95
02/05/2019	commsec	(1,500.00)	(17,099.95)
09/05/2019	commsec	(1,500.00)	(16,889.95)
		0.00	0.00
<u>Bluescope Steel Limited (BSL.AX)</u>			
04/09/2018	commsec	1,000.00	17,349.95
10/10/2018	commsec	1,500.00	24,479.95
30/06/2019	Revaluation - 28/06/2019 @ \$12.050000 (System Price) - 2,500.000000 Units on hand		(11,704.90)
30/06/2020	Revaluation - 30/06/2020 @ \$11.690000 (System Price) - 2,500.000000 Units on hand		(900.00)
18/12/2020	Direct Credit 062895 COMMONWEALTH SEC COMMSEC	(2,500.00)	(41,829.90)
18/12/2020	Unrealised Gain writeback as at 18/12/2020		12,604.90
		0.00	0.00
<u>Brambles Limited (BXB.AX)</u>			
22/05/2019	commsec	1,000.00	12,519.95
30/06/2019	Revaluation - 28/06/2019 @ \$12.880000 (System Price) - 1,000.000000 Units on hand		360.05
22/10/2019	BRAMBLES LIMITED S00013729603	0.00	(120.00)
05/06/2020	DIRECT DEBIT COMMONWEALTH SEC COMMSEC	1,000.00	11,279.95

# Jakins Superannuation Fund

## Detailed Schedule of Fund Assets

As at 30 June 2021

Transaction Date	Description	Units	Amount \$
30/06/2020	Revaluation - 30/06/2020 @ \$10.870000 (System Price) - 2,000.000000 Units on hand		(2,299.95)
30/06/2021	Revaluation - 30/06/2021 @ \$11.440000 (System Price) - 2,000.000000 Units on hand		1,140.00
		2,000.00	22,880.00
<u>Buy and Sell in Same Year (BuyandSell)</u>			
01/07/2017	profit on sale of assets	1.00	0.00
30/06/2018	profit on sale of assets	(1.00)	0.00
09/07/2018	Commsec	173.00	215.87
10/07/2018	Commsec	9,827.00	11,714.08
10/08/2018	commsec	(10,000.00)	(11,929.95)
16/08/2018	commsec	2,000.00	14,849.95
16/08/2018	commsec	1,000.00	23,409.95
20/08/2018	commsec	1,000.00	26,481.74
20/08/2018	commsec	1,000.00	17,709.95
24/08/2018	commsec	(1,000.00)	(23,409.95)
29/08/2018	commsec (Auto reprocessed due to distribution entered / deleted on 30/06/2019)	(1,000.00)	(17,709.95)
31/08/2018	commsec	5,000.00	8,769.95
04/09/2018	commsec	1,250.00	18,292.45
04/09/2018	commsec	5,000.00	13,708.19
06/09/2018	commsec	1,200.00	13,913.95
13/09/2018	commsec	(1,000.00)	(26,481.74)
02/10/2018	commsec	(1,250.00)	(18,292.45)
10/10/2018	commsec	(1,200.00)	(13,913.95)
29/10/2018	commsec	(5,000.00)	(13,708.19)
05/11/2018	commsec	2,964.00	2,983.95
09/11/2018	commsec	4,575.00	4,575.00
09/11/2018	commsec	(2,000.00)	(14,849.95)
16/11/2018	commsec (Auto reprocessed due to distribution entered / deleted on 30/06/2019)	1,000.00	23,279.95
16/11/2018	commsec (Auto reprocessed due to distribution entered / deleted on 30/06/2019)	2,000.00	14,829.95
16/11/2018	commsec (Auto reprocessed due to distribution entered / deleted on 30/06/2019)	1,000.00	11,902.17
16/11/2018	commsec (Auto reprocessed due to distribution entered / deleted on 30/06/2019)	1,000.00	11,949.95
19/11/2018	commsec	2,461.00	2,461.00
22/11/2018	commsec	1,200.00	27,032.40
26/11/2018	commsec	(2,000.00)	(14,829.95)
04/12/2018	commsec	(10,000.00)	(10,019.95)
07/12/2018	commsec	(1,000.00)	(11,902.17)
12/12/2018	commsec	1,500.00	17,729.95
20/12/2018	commsec	1,000.00	14,419.95
04/01/2019	commsec	1,000.00	15,029.95
15/01/2019	commsec	(5,000.00)	(8,769.95)
15/01/2019	commsec	(1,000.00)	(14,419.95)
17/01/2019	commsec	800.00	16,886.26
22/01/2019	commsec	2,000.00	10,429.95
13/02/2019	commsec	(1,500.00)	(17,729.95)
20/02/2019	commsec	(1,000.00)	(23,279.95)

# Jakins Superannuation Fund

## Detailed Schedule of Fund Assets

As at 30 June 2021

Transaction Date	Description	Units	Amount \$
21/02/2019	commsec	(1,000.00)	(11,949.95)
22/02/2019	commsec	(2,000.00)	(43,918.66)
01/03/2019	commsec	(2,000.00)	(10,429.95)
18/03/2019	commsec	(1,000.00)	(15,029.95)
09/04/2019	commsec	1,000.00	24,529.95
22/05/2019	commsec	5,000.00	18,279.95
13/06/2019	commsec	(1,000.00)	(24,529.95)
20/06/2019	commsec	(5,000.00)	(18,279.95)
		0.00	0.00
<u>Cimic Group Limited (CIM.AX)</u>			
17/04/2018	shares	1,000.00	43,301.90
30/06/2018	Revaluation - 29/06/2018 @ \$42.300000 (System Price) - 1,000.000000 Units on hand		(1,001.90)
23/07/2018	commsec	(1,000.00)	(43,301.90)
23/07/2018	Unrealised Gain writeback as at 23/07/2018		1,001.90
22/07/2019	DIRECT DEBIT COMMONWEALTH SEC COMMSEC	500.00	18,504.91
14/01/2020	DIRECT DEBIT COMMONWEALTH SEC COMMSEC	500.00	16,504.95
28/01/2020	DIRECT CREDIT COMMONWEALTH SEC COMMSEC	(1,000.00)	(35,009.86)
26/03/2020	DIRECT CREDIT COMMONWEALTH SEC COMMSEC	1,000.00	20,529.95
27/03/2020	To correctly dispose of buy and sell transaction made on the same day.	(1,000.00)	(20,529.95)
		0.00	0.00
<u>Clover Corporation Limited (CLV.AX)</u>			
09/10/2019	DIRECT DEBIT COMMONWEALTH SEC COMMSEC	2,000.00	6,419.95
14/10/2019	DIRECT CREDIT COMMONWEALTH SEC COMMSEC	(2,000.00)	(6,419.95)
		0.00	0.00
<u>Coles Group Limited. (COL.AX)</u>			
20/02/2020	DIRECT DEBIT COMMONWEALTH SEC COMMSEC	1,000.00	16,729.95
30/06/2020	Revaluation - 30/06/2020 @ \$17.170000 (System Price) - 1,000.000000 Units on hand		440.05
30/06/2021	Revaluation - 30/06/2021 @ \$17.090000 (System Price) - 1,000.000000 Units on hand		(80.00)
		1,000.00	17,090.00
<u>Cedar Woods Properties Limited (CWP.AX)</u>			
08/06/2018	Shares	3,000.00	18,029.95
30/06/2018	Revaluation - 29/06/2018 @ \$5.760000 (System Price) - 3,000.000000 Units on hand		(749.95)
31/10/2018	commsec	(3,000.00)	(18,029.95)
31/10/2018	Unrealised Gain writeback as at 31/10/2018		749.95
24/01/2019	commsec	2,000.00	9,299.95
30/06/2019	Revaluation - 28/06/2019 @ \$5.700000 (System Price) - 2,000.000000 Units on hand		2,100.05
04/10/2019	DIRECT DEBIT COMMONWEALTH SEC COMMSEC	(233.00)	(1,083.44)
04/10/2019	Unrealised Gain writeback as at 04/10/2019		(244.66)
09/10/2019	DIRECT DEBIT COMMONWEALTH SEC COMMSEC	(767.00)	(3,566.53)
09/10/2019	Unrealised Gain writeback as at 09/10/2019		(805.37)
10/03/2020	DIRECT DEBIT COMMONWEALTH SEC COMMSEC	(1,000.00)	(4,649.97)
10/03/2020	Unrealised Gain writeback as at 10/03/2020		(1,050.02)
30/06/2020	Revaluation - 30/06/2020 @ \$0.000000 - 0.000000 Units on hand		(0.01)
		0.00	0.00

# Jakins Superannuation Fund

## Detailed Schedule of Fund Assets

As at 30 June 2021

Transaction Date	Description	Units	Amount \$
<u>Cleanaway Waste Management Limited (CWY.AX)</u>			
02/08/2019	DIRECT DEBIT COMMONWEALTH SEC COMMSEC	4,000.00	9,779.95
30/06/2020	Revaluation - 30/06/2020 @ \$2.200000 (System Price) - 4,000.000000 Units on hand		(979.95)
14/09/2020	Direct Credit 062895 COMMONWEALTH SEC COMMSEC	(4,000.00)	(9,779.95)
14/09/2020	Unrealised Gain writeback as at 14/09/2020		979.95
		0.00	0.00
<u>Data#3 Limited (DTL.AX)</u>			
05/01/2018	Shares	10,000.00	17,429.95
30/06/2018	Revaluation - 29/06/2018 @ \$1.600000 (System Price) - 10,000.000000 Units on hand		(1,429.95)
30/06/2019	Revaluation - 28/06/2019 @ \$2.120000 (System Price) - 10,000.000000 Units on hand		5,200.00
17/09/2019	DIRECT CREDIT COMMONWEALTH SEC COMMSEC	(6,000.00)	(10,457.97)
17/09/2019	Unrealised Gain writeback as at 17/09/2019		(2,262.03)
30/06/2020	Revaluation - 30/06/2020 @ \$4.540000 (System Price) - 4,000.000000 Units on hand		9,680.00
11/01/2021	Direct Debit 062934 COMMSEC SECURITI COMMSEC	2,000.00	10,529.95
30/06/2021	Revaluation - 30/06/2021 @ \$5.610000 (System Price) - 6,000.000000 Units on hand		4,970.05
		6,000.00	33,660.00
<u>Eroad Limited (ERD.AX)</u>			
04/05/2021	Direct Debit 062934 COMMSEC SECURITI COMMSEC	1,500.00	7,894.95
30/06/2021	Revaluation - 30/06/2021 @ \$5.820000 (System Price) - 1,500.000000 Units on hand		835.05
		1,500.00	8,730.00
<u>Envirosuite Limited (EVS.AX)</u>			
11/09/2019	DIRECT DEBIT COMMONWEALTH SEC COMMSEC	10,000.00	2,119.95
30/06/2020	Revaluation - 30/06/2020 @ \$0.145000 (System Price) - 10,000.000000 Units on hand		(669.95)
30/06/2021	Revaluation - 30/06/2021 @ \$0.090000 (System Price) - 10,000.000000 Units on hand		(550.00)
		10,000.00	900.00
<u>Flight Centre Travel Group Limited (FLT.AX)</u>			
07/03/2019	commsec	1,000.00	44,553.41
10/05/2019	commsec	(1,000.00)	(44,553.41)
		0.00	0.00
<u>G.u.d. Holdings Limited (GUD.AX)</u>			
11/07/2019	DIRECT DEBIT COMMONWEALTH SEC COMMSEC	1,500.00	15,629.95
04/10/2019	DIRECT DEBIT COMMONWEALTH SEC COMMSEC	(1,500.00)	(15,629.95)
		0.00	0.00
<u>Greencross Limited (GXL.AX)</u>			
18/01/2018	Shares	3,000.00	18,629.95
30/06/2018	Revaluation - 29/06/2018 @ \$4.480000 (System Price) - 3,000.000000 Units on hand		(5,189.95)
05/12/2018	commsec	(3,000.00)	(18,629.95)
05/12/2018	Unrealised Gain writeback as at 05/12/2018		5,189.95
		0.00	0.00
<u>Betashares Global Cybersecurity Etf (HACK.AX)</u>			
10/06/2020	DIRECT DEBIT COMMONWEALTH SEC COMMSEC	1,000.00	8,159.95
30/06/2020	Revaluation - 30/06/2020 @ \$8.230000 (System Price) - 1,000.000000 Units on hand		70.05

# Jakins Superannuation Fund

## Detailed Schedule of Fund Assets

As at 30 June 2021

Transaction Date	Description	Units	Amount \$
22/04/2021	Direct Debit 062934 COMMSEC SECURITI COMMSEC	1,000.00	8,719.95
30/06/2021	Revaluation - 30/06/2021 @ \$9.620000 (System Price) - 2,000.000000 Units on hand		2,290.05
		2,000.00	19,240.00
<u>Hills Limited (HL.AX)</u>			
21/11/2017	Shares	15,000.00	3,319.95
30/06/2018	Revaluation - 29/06/2018 @ \$0.230000 (System Price) - 15,000.000000 Units on hand		130.05
09/11/2018	commsec	(15,000.00)	(3,319.95)
09/11/2018	Unrealised Gain writeback as at 09/11/2018		(130.05)
		0.00	0.00
<u>Invocare Limited (IVC.AX)</u>			
20/02/2020	DIRECT DEBIT COMMONWEALTH SEC COMMSEC	1,000.00	13,029.95
30/06/2020	Revaluation - 30/06/2020 @ \$10.480000 (System Price) - 1,000.000000 Units on hand		(2,549.95)
16/12/2020	Direct Debit 062934 COMMSEC SECURITI COMMSEC	1,000.00	11,369.95
30/06/2021	Revaluation - 30/06/2021 @ \$11.570000 (System Price) - 2,000.000000 Units on hand		1,290.05
		2,000.00	23,140.00
<u>Jumbo Interactive Limited (JIN.AX)</u>			
29/01/2021	Direct Debit 062934 COMMSEC SECURITI COMMSEC	1,000.00	14,229.95
30/06/2021	Revaluation - 30/06/2021 @ \$17.770000 (System Price) - 1,000.000000 Units on hand		3,540.05
		1,000.00	17,770.00
<u>Kogan.com Ltd (KGN.AX)</u>			
06/12/2019	DIRECT DEBIT COMMONWEALTH SEC COMMSEC	1,000.00	7,219.95
11/02/2020	DIRECT DEBIT COMMONWEALTH SEC COMMSEC	1,500.00	7,594.95
30/04/2020	DIRECT CREDIT COMMONWEALTH SEC COMMSEC	(2,500.00)	(14,814.90)
26/04/2021	Direct Debit 062934 COMMSEC SECURITI COMMSEC	500.00	6,419.95
30/06/2021	Revaluation - 30/06/2021 @ \$11.580000 (System Price) - 500.000000 Units on hand		(629.95)
		500.00	5,790.00
<u>Lynas Rare Earths Limited (LYC.AX)</u>			
18/05/2021	Direct Debit 062934 COMMSEC SECURITI COMMSEC	1,000.00	5,569.95
30/06/2021	Revaluation - 30/06/2021 @ \$5.710000 (System Price) - 1,000.000000 Units on hand		140.05
		1,000.00	5,710.00
<u>Mcperson's Limited (MCP.AX)</u>			
06/05/2019	commsec	5,000.00	5,969.95
30/06/2019	Revaluation - 28/06/2019 @ \$1.205000 (System Price) - 5,000.000000 Units on hand		55.05
10/03/2020	DIRECT DEBIT COMMONWEALTH SEC COMMSEC	(5,000.00)	(5,969.95)
10/03/2020	Unrealised Gain writeback as at 10/03/2020		(55.05)
06/07/2020	Direct Debit 062934 COMMSEC SECURITI COMMSEC	3,000.00	8,119.95
30/06/2021	Revaluation - 30/06/2021 @ \$1.100000 (System Price) - 3,000.000000 Units on hand		(4,819.95)
		3,000.00	3,300.00
<u>Mcmillan Shakespeare Limited (MMS.AX)</u>			
10/08/2018	commsec	1,500.00	23,054.95
18/09/2018	commsec	(1,500.00)	(23,054.95)
13/11/2018	commsec	1,000.00	15,999.95



# Jakins Superannuation Fund

## Detailed Schedule of Fund Assets

As at 30 June 2021

Transaction Date	Description	Units	Amount \$
30/06/2019	Revaluation - 28/06/2019 @ \$12.210000 (System Price) - 1,000.000000 Units on hand		(3,789.95)
11/09/2019	DIRECT DEBIT COMMONWEALTH SEC COMMSEC	(86.00)	(1,376.00)
11/09/2019	Unrealised Gain writeback as at 11/09/2019		325.94
18/09/2019	DIRECT CREDIT COMMONWEALTH SEC COMMSEC	(914.00)	(14,623.95)
18/09/2019	Unrealised Gain writeback as at 18/09/2019		3,464.01
11/02/2021	Direct Debit 062934 COMMSEC SECURITI COMMSEC	348.00	4,613.55
12/02/2021	Direct Debit 062934 COMMSEC SECURITI COMMSEC	98.00	1,293.60
18/02/2021	Direct Debit 062934 COMMSEC SECURITI COMMSEC	554.00	7,350.50
30/06/2021	Revaluation - 30/06/2021 @ \$12.950000 (System Price) - 1,000.000000 Units on hand		(307.65)
		1,000.00	12,950.00
<u>Monadelphous Group Limited (MND.AX)</u>			
17/05/2018	Shares	1,000.00	16,329.95
22/05/2018	shares	1,000.00	15,489.95
30/06/2018	Revaluation - 29/06/2018 @ \$15.060000 (System Price) - 2,000.000000 Units on hand		(1,699.90)
04/10/2018	commsec	(1,000.00)	(16,329.95)
04/10/2018	Unrealised Gain writeback as at 04/10/2018		849.95
10/05/2019	commsec	(1,000.00)	(15,489.95)
10/05/2019	Unrealised Gain writeback as at 10/05/2019		849.95
25/07/2019	DIRECT DEBIT COMMONWEALTH SEC COMMSEC	1,000.00	18,849.33
30/06/2020	Revaluation - 30/06/2020 @ \$10.820000 (System Price) - 1,000.000000 Units on hand		(8,029.33)
20/01/2021	Direct Debit 062934 COMMSEC SECURITI COMMSEC	1,000.00	13,629.95
30/06/2021	Revaluation - 30/06/2021 @ \$10.450000 (System Price) - 2,000.000000 Units on hand		(3,549.95)
		2,000.00	20,900.00
<u>Mayne Pharma Group Limited (MYX.AX)</u>			
01/07/2017	Shares	10,000.00	20,429.95
01/07/2017	shares	10,000.00	13,179.95
21/12/2017	shares	10,000.00	12,479.95
30/06/2018	Revaluation - 29/06/2018 @ \$0.870000 (System Price) - 30,000.000000 Units on hand		(19,989.85)
21/09/2018	commsec	(10,000.00)	(20,429.95)
21/09/2018	Unrealised Gain writeback as at 21/09/2018		6,663.28
15/05/2019	commsec	(20,000.00)	(25,659.90)
15/05/2019	Unrealised Gain writeback as at 15/05/2019		13,326.57
		0.00	0.00
<u>National Australia Bank Limited (NAB.AX)</u>			
02/11/2017	shares	1,500.00	47,847.34
26/03/2018	shares	1,200.00	34,481.33
30/06/2018	Revaluation - 29/06/2018 @ \$27.410000 (System Price) - 2,700.000000 Units on hand		(8,321.67)
16/08/2018	commsec	(1,200.00)	(38,277.87)
16/08/2018	Unrealised Gain writeback as at 16/08/2018		3,698.52
30/06/2019	Revaluation - 28/06/2019 @ \$26.720000 (System Price) - 1,500.000000 Units on hand		652.35
27/05/2020	DIRECT CREDIT COMMONWEALTH SEC COMMSEC	(600.00)	(18,189.80)
27/05/2020	Unrealised Gain writeback as at 27/05/2020		1,588.32
30/06/2020	Revaluation - 30/06/2020 @ \$18.220000 (System Price) - 900.000000 Units on hand		(7,080.52)

# Jakins Superannuation Fund

## Detailed Schedule of Fund Assets

As at 30 June 2021

Transaction Date	Description	Units	Amount \$
30/06/2021	Revaluation - 30/06/2021 @ \$26.220000 (System Price) - 900.000000 Units on hand		7,200.00
		900.00	23,598.00
<u>Nearmap Ltd (NEA.AX)</u>			
19/07/2019	DIRECT DEBIT COMMONWEALTH SEC COMMSEC	3,000.00	9,769.95
30/06/2020	Revaluation - 30/06/2020 @ \$2.250000 (System Price) - 3,000.000000 Units on hand		(3,019.95)
01/02/2021	Direct Debit 062934 COMMSEC SECURITI COMMSEC	3,000.00	6,619.95
30/06/2021	Revaluation - 30/06/2021 @ \$1.860000 (System Price) - 6,000.000000 Units on hand		(2,209.95)
		6,000.00	11,160.00
<u>New Hope Corporation Limited (NHC.AX)</u>			
02/05/2019	commsec	5,000.00	13,529.95
30/06/2019	Revaluation - 28/06/2019 @ \$2.710000 (System Price) - 5,000.000000 Units on hand		20.05
24/09/2019	DIRECT DEBIT COMMONWEALTH SEC COMMSEC	5,000.00	11,826.93
10/12/2019	DIRECT CREDIT COMMONWEALTH SEC COMMSEC	(5,000.00)	(13,529.95)
10/12/2019	Unrealised Gain writeback as at 10/12/2019		(10.03)
24/02/2020	DIRECT CREDIT COMMONWEALTH SEC COMMSEC [Record sale of NHC 10000]	5,000.00	8,869.95
24/02/2020	DIRECT CREDIT COMMONWEALTH SEC COMMSEC [Record sale of NHC 10000]	(10,000.00)	(20,696.88)
24/02/2020	Unrealised Gain writeback as at 24/02/2020		(5.01)
30/06/2020	Revaluation - 30/06/2020 @ \$0.000000 - 0.000000 Units on hand		(5.01)
		0.00	0.00
<u>Origin Energy Limited (ORG.AX)</u>			
04/10/2018	commsec	2,000.00	16,789.95
30/06/2019	Revaluation - 28/06/2019 @ \$7.310000 (System Price) - 2,000.000000 Units on hand		(2,169.95)
30/06/2020	Revaluation - 30/06/2020 @ \$5.840000 (System Price) - 2,000.000000 Units on hand		(2,940.00)
30/06/2021	Revaluation - 30/06/2021 @ \$4.510000 (System Price) - 2,000.000000 Units on hand		(2,660.00)
		2,000.00	9,020.00
<u>Paragon Care Limited (PGC.AX)</u>			
11/01/2018	shares	10,000.00	8,019.95
30/06/2018	Revaluation - 29/06/2018 @ \$0.825000 (System Price) - 10,000.000000 Units on hand		230.05
19/02/2019	commsec	(10,000.00)	(8,019.95)
19/02/2019	Unrealised Gain writeback as at 19/02/2019		(230.05)
		0.00	0.00
<u>QBE Insurance Group Limited (QBE.AX)</u>			
01/07/2017	shares	1,000.00	12,709.95
01/12/2017	shares	3,000.00	32,078.45
30/06/2018	Revaluation - 29/06/2018 @ \$9.740000 (System Price) - 4,000.000000 Units on hand		(5,828.40)
24/08/2018	commsec	(3,000.00)	(34,095.58)
24/08/2018	Unrealised Gain writeback as at 24/08/2018		4,371.30
19/09/2018	commsec	(1,000.00)	(10,692.82)
19/09/2018	Unrealised Gain writeback as at 19/09/2018		1,457.10
		0.00	0.00
<u>Quickstep Holdings Limited (QHL.AX)</u>			
01/07/2017	shares	10,000.00	3,119.95

# Jakins Superannuation Fund

## Detailed Schedule of Fund Assets

As at 30 June 2021

Transaction Date	Description	Units	Amount \$
01/07/2017	shares	4,000.00	2,080.00
01/07/2017	shares	10,000.00	3,619.95
01/07/2017	shares	20,000.00	6,119.95
27/09/2017	shares	100,000.00	8,919.95
30/06/2018	Revaluation - 29/06/2018 @ \$0.075000 (System Price) - 144,000.000000 Units on hand		(13,059.80)
01/08/2018	commsec	(9,349.00)	(833.93)
01/08/2018	Unrealised Gain writeback as at 01/08/2018		847.89
08/08/2018	commsec	(47,934.00)	(4,275.69)
08/08/2018	Unrealised Gain writeback as at 08/08/2018		4,347.28
27/08/2018	commsec	(42,717.00)	(3,810.34)
27/08/2018	Unrealised Gain writeback as at 27/08/2018		3,874.14
30/06/2019	Revaluation - 28/06/2019 @ \$0.087000 (System Price) - 44,000.000000 Units on hand		(7,121.35)
12/09/2019	DIRECT DEBIT COMMONWEALTH SEC COMMSEC	50,000.00	5,519.95
30/06/2020	Revaluation - 30/06/2020 @ \$0.084000 (System Price) - 94,000.000000 Units on hand		(1,451.95)
30/06/2021	Revaluation - 30/06/2021 @ \$0.052000 (System Price) - 94,000.000000 Units on hand		(3,008.00)
		94,000.00	4,888.00
<u>Resmed Inc (RMD.AX)</u>			
13/11/2019	DIRECT DEBIT COMMONWEALTH SEC COMMSEC	1,000.00	21,066.75
28/02/2020	DIRECT CREDIT COMMONWEALTH SEC COMMSEC	(1,000.00)	(21,066.75)
04/05/2020	DIRECT DEBIT COMMONWEALTH SEC COMMSEC	750.00	17,879.95
30/06/2020	Revaluation - 30/06/2020 @ \$27.540000 (System Price) - 750.000000 Units on hand		2,775.05
26/03/2021	Direct Credit 062895 COMMONWEALTH SEC COMMSEC	(750.00)	(17,879.95)
26/03/2021	Unrealised Gain writeback as at 26/03/2021		(2,775.05)
		0.00	0.00
<u>Rpmglobal Holdings Limited (RUL.AX)</u>			
22/05/2019	commsec	13,881.00	8,209.74
23/05/2019	commsec	119.00	70.21
30/06/2019	Revaluation - 27/06/2019 @ \$0.570000 (System Price) - 14,000.000000 Units on hand		(299.95)
28/08/2019	DIRECT CREDIT COMMONWEALTH SEC COMMSEC	(14,000.00)	(8,279.95)
28/08/2019	Unrealised Gain writeback as at 28/08/2019		299.95
18/02/2021	Direct Debit 062934 COMMSEC SECURITI COMMSEC	5,000.00	6,294.95
30/06/2021	Revaluation - 30/06/2021 @ \$1.780000 (System Price) - 5,000.000000 Units on hand		2,605.05
		5,000.00	8,900.00
<u>Reliance Worldwide Corporation Limited (RWC.AX)</u>			
02/08/2018	commsec	2,500.00	14,779.95
30/06/2019	Revaluation - 28/06/2019 @ \$3.520000 (System Price) - 2,500.000000 Units on hand		(5,979.95)
21/04/2020	DIRECT CREDIT COMMONWEALTH SEC COMMSEC	(99.00)	(585.29)
21/04/2020	Unrealised Gain writeback as at 21/04/2020		236.81
30/06/2020	Revaluation - 30/06/2020 @ \$2.940000 (System Price) - 2,401.000000 Units on hand		(1,392.58)
03/09/2020	Direct Credit 062895 COMMONWEALTH SEC COMMSEC	(2,401.00)	(14,194.66)
03/09/2020	Unrealised Gain writeback as at 03/09/2020		7,135.72
		0.00	0.00
<u>Sandfire Resources Limited (SFR.AX)</u>			

# Jakins Superannuation Fund

## Detailed Schedule of Fund Assets

As at 30 June 2021

Transaction Date	Description	Units	Amount \$
04/05/2021	Direct Debit 062934 COMMSEC SECURITI COMMSEC	1,000.00	6,919.95
30/06/2021	Revaluation - 30/06/2021 @ \$6.830000 (System Price) - 1,000.000000 Units on hand		(89.95)
		1,000.00	6,830.00
<u>Stockland (SGP.AX1)</u>			
09/07/2020	Direct Debit 062934 COMMSEC SECURITI COMMSEC	2,500.00	8,769.95
30/06/2021	Revaluation - 30/06/2021 @ \$4.660000 (System Price) - 2,500.000000 Units on hand		2,880.05
		2,500.00	11,650.00
<u>Sonic Healthcare Limited (SHL.AX)</u>			
25/07/2019	DIRECT DEBIT COMMONWEALTH SEC COMMSEC	1,000.00	27,512.98
16/03/2020	DIRECT DEBIT COMMONWEALTH SEC COMMSEC	500.00	14,279.95
30/06/2020	Revaluation - 30/06/2020 @ \$30.430000 (System Price) - 1,500.000000 Units on hand		3,852.07
30/06/2021	Revaluation - 30/06/2021 @ \$38.400000 (System Price) - 1,500.000000 Units on hand		11,955.00
		1,500.00	57,600.00
<u>Washington H Soul Pattinson &amp; Company Limited (SOL.AX)</u>			
11/09/2018	commsec	1,200.00	28,594.28
18/10/2018	commsec	(1,200.00)	(28,594.28)
04/04/2019	commsec	1,000.00	26,782.10
30/06/2019	Revaluation - 28/06/2019 @ \$21.990000 (System Price) - 1,000.000000 Units on hand		(4,792.10)
04/10/2019	DIRECT DEBIT COMMONWEALTH SEC COMMSEC	1,000.00	20,909.95
18/11/2019	DIRECT CREDIT COMMONWEALTH SEC COMMSEC	(1,000.00)	(26,782.10)
18/11/2019	Unrealised Gain writeback as at 18/11/2019		2,396.05
10/03/2020	DIRECT DEBIT COMMONWEALTH SEC COMMSEC	1,000.00	19,679.95
24/03/2020	DIRECT CREDIT COMMONWEALTH SEC COMMSEC	(1,000.00)	(20,909.95)
24/03/2020	Unrealised Gain writeback as at 24/03/2020		1,198.03
30/06/2020	Revaluation - 30/06/2020 @ \$19.530000 (System Price) - 1,000.000000 Units on hand		1,048.07
30/06/2021	Revaluation - 30/06/2021 @ \$33.730000 (System Price) - 1,000.000000 Units on hand		14,200.00
		1,000.00	33,730.00
<u>Suncorp Group Limited (SUN.AX)</u>			
18/05/2018	shares	2,000.00	27,733.24
30/06/2018	Revaluation - 29/06/2018 @ \$14.590000 (System Price) - 2,000.000000 Units on hand		1,446.76
21/09/2018	commsec	(2,000.00)	(27,733.24)
21/09/2018	Unrealised Gain writeback as at 21/09/2018		(1,446.76)
12/10/2018	commsec	2,000.00	27,833.36
30/06/2019	Revaluation - 28/06/2019 @ \$13.470000 (System Price) - 2,000.000000 Units on hand		(893.36)
01/10/2019	971 for 1000 share consolidation of SUN.AX	(58.00)	0.00
24/10/2019	SUN CAP RETURN [ In conjunction with the consolidation, a capital return of 39 cents per ordinary share will be paid on 24 October 2019 to all ordinary shareholders recorded on the register at 7:00pm (AEST) on 1 October 2019.]	0.00	(780.00)
28/10/2019	DIRECT DEBIT COMMONWEALTH SEC COMMSEC	58.00	793.00
12/02/2020	DIRECT DEBIT COMMONWEALTH SEC COMMSEC	2,000.00	25,250.26
12/02/2020	DIRECT DEBIT COMMONWEALTH SEC COMMSEC	(2,000.00)	(27,833.36)
12/02/2020	Unrealised Gain writeback as at 12/02/2020		446.68
30/06/2020	Revaluation - 30/06/2020 @ \$9.230000 (System Price) - 2,000.000000 Units on hand		(6,356.58)

# Jakins Superannuation Fund

## Detailed Schedule of Fund Assets

As at 30 June 2021

Transaction Date	Description	Units	Amount \$
30/06/2021	Revaluation - 30/06/2021 @ \$11.110000 (System Price) - 2,000.000000 Units on hand		3,760.00
		2,000.00	22,220.00
<u>Seven Group Holdings Limited (SVW.AX)</u>			
07/12/2018	commsec	1,000.00	15,279.95
10/05/2019	commsec	(1,000.00)	(15,279.95)
19/07/2019	DIRECT DEBIT COMMONWEALTH SEC COMMSEC	1,000.00	17,979.95
30/06/2020	Revaluation - 30/06/2020 @ \$17.180000 (System Price) - 1,000.000000 Units on hand		(799.95)
30/06/2021	Revaluation - 30/06/2021 @ \$20.350000 (System Price) - 1,000.000000 Units on hand		3,170.00
		1,000.00	20,350.00
<u>Telstra Corporation Limited. (TLS.AX)</u>			
26/06/2020	DIRECT DEBIT COMMONWEALTH SEC COMMSEC	3,000.00	9,559.95
30/06/2020	Revaluation - 30/06/2020 @ \$3.130000 (System Price) - 3,000.000000 Units on hand		(169.95)
24/03/2021	Direct Credit 062895 COMMONWEALTH SEC COMMSEC	(3,000.00)	(9,559.95)
24/03/2021	Unrealised Gain writeback as at 24/03/2021		169.95
		0.00	0.00
<u>Technology One Limited (TNE.AX)</u>			
23/05/2019	commsec	1,000.00	8,469.95
30/06/2019	Revaluation - 28/06/2019 @ \$7.880000 (System Price) - 1,000.000000 Units on hand		(589.95)
17/09/2019	DIRECT CREDIT COMMONWEALTH SEC COMMSEC	1,100.00	7,840.95
20/11/2019	DIRECT CREDIT COMMONWEALTH SEC COMMSEC	(1,100.00)	(9,182.76)
20/11/2019	Unrealised Gain writeback as at 20/11/2019		309.02
29/11/2019	DIRECT CREDIT COMMONWEALTH SEC COMMSEC	(1,000.00)	(7,128.14)
29/11/2019	Unrealised Gain writeback as at 29/11/2019		280.93
		0.00	0.00
<u>Tamawood Limited (TWD.AX)</u>			
01/07/2017	shares	300.00	1,129.95
01/07/2017	shares	2,700.00	10,000.00
30/06/2018	Revaluation - 29/06/2018 @ \$4.000000 (System Price) - 3,000.000000 Units on hand		870.05
16/11/2018	commsec (Auto reprocessed due to distribution entered / deleted on 30/06/2019)	(3,000.00)	(11,129.95)
16/11/2018	Unrealised Gain writeback as at 16/11/2018		(870.05)
18/12/2018	commsec	2,500.00	9,144.95
30/06/2019	Revaluation - 28/06/2019 @ \$3.610000 (System Price) - 2,500.000000 Units on hand		(119.95)
02/04/2020	DIRECT CREDIT COMMONWEALTH SEC COMMSEC	(90.00)	(329.22)
02/04/2020	Unrealised Gain writeback as at 02/04/2020		4.32
03/04/2020	DIRECT CREDIT COMMONWEALTH SEC COMMSEC	(600.00)	(2,194.79)
03/04/2020	Unrealised Gain writeback as at 03/04/2020		28.79
28/05/2020	DIRECT CREDIT COMMONWEALTH SEC COMMSEC	(1,689.00)	(6,178.33)
28/05/2020	Unrealised Gain writeback as at 28/05/2020		81.03
29/05/2020	DIRECT CREDIT COMMONWEALTH SEC COMMSEC	(121.00)	(442.62)
29/05/2020	Unrealised Gain writeback as at 29/05/2020		5.81
30/06/2020	Revaluation - 30/06/2020 @ \$0.000000 - 0.000000 Units on hand		0.01
		0.00	0.00
<u>WAM Capital Limited (WAM.AX)</u>			

# Jakins Superannuation Fund

## Detailed Schedule of Fund Assets

As at 30 June 2021

Transaction Date	Description	Units	Amount \$
11/07/2019	DIRECT DEBIT COMMONWEALTH SEC COMMSEC	5,000.00	10,929.95
02/10/2019	DIRECT CREDIT COMMONWEALTH SEC COMMSEC	(5,000.00)	(10,929.95)
		0.00	0.00
<u>Zoono Group Limited (ZNO.AX)</u>			
24/03/2020	DIRECT CREDIT COMMONWEALTH SEC COMMSEC	5,000.00	6,519.95
30/03/2020	DIRECT CREDIT COMMONWEALTH SEC COMMSEC	(5,000.00)	(6,519.95)
		0.00	0.00
<b><u>Units in Listed Unit Trusts (Australian) (78200)</u></b>			
<u>Lendlease Group (LLC.AX)</u>			
24/08/2018	commsec	1,200.00	24,857.95
29/08/2018	commsec (Auto reprocessed due to distribution entered / deleted on 30/06/2019)	(1,200.00)	(24,857.95)
13/11/2018	commsec	1,000.00	14,209.95
16/11/2018	commsec (Auto reprocessed due to distribution entered / deleted on 30/06/2019)	(1,000.00)	(14,209.95)
15/05/2019	commsec	1,000.00	13,929.95
30/06/2019	Revaluation - 28/06/2019 @ \$13.000000 (System Price) - 1,000.000000 Units on hand		(929.95)
30/06/2020	Revaluation - 30/06/2020 @ \$12.370000 (System Price) - 1,000.000000 Units on hand		(630.00)
30/06/2021	Revaluation - 30/06/2021 @ \$11.460000 (System Price) - 1,000.000000 Units on hand		(910.00)
		1,000.00	11,460.00
<u>Shopping Centres Australasia Property Group (SCP.AX1)</u>			
16/11/2018	commsec (Auto reprocessed due to distribution entered / deleted on 30/06/2019)	3,000.00	7,819.95
02/01/2019	commsec (Auto reprocessed due to distribution entered / deleted on 29/01/2019)	(3,000.00)	(7,819.95)
		0.00	0.00
<u>Stockland (SGP.AX)</u>			
06/03/2020	DIRECT DEBIT COMMONWEALTH SEC COMMSEC	2,000.00	9,359.95
25/05/2020	DIRECT CREDIT COMMONWEALTH SEC COMMSEC	(2,000.00)	(9,359.95)
		0.00	0.00
<u>Transurban Group (TCL.AX)</u>			
10/03/2020	DIRECT DEBIT COMMONWEALTH SEC COMMSEC	1,000.00	15,429.95
22/04/2020	DIRECT CREDIT COMMONWEALTH SEC COMMSEC	(1,000.00)	(15,429.95)
		0.00	0.00