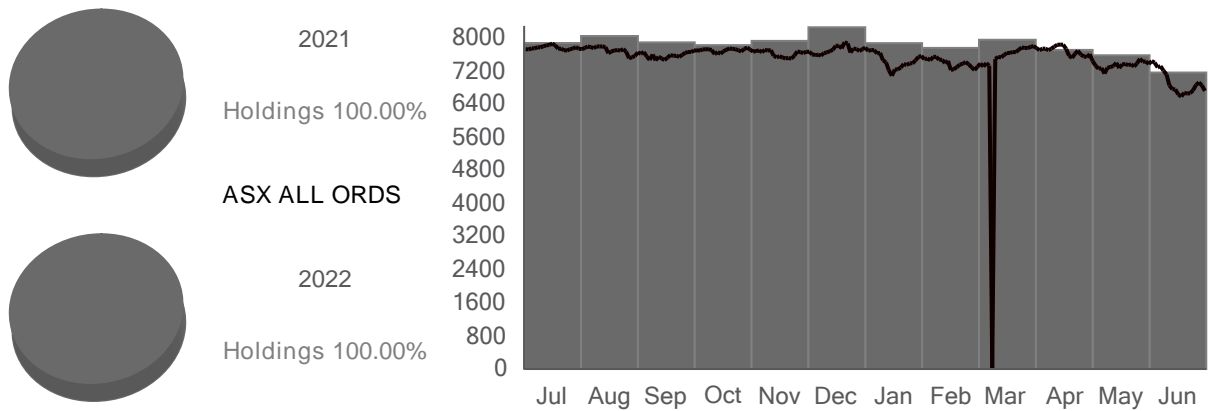




Financial Year Summary

01 Jul 2021 - 30 Jun 2022

Summary Information A/C 305811	+/-	
Holdings valuation at start of period		\$576,425.00
Holdings valuation at end of period	(\$57,933.99)	\$518,491.01
Portfolio at start of period		\$576,425.00
Portfolio at end of period	(\$57,933.99)	\$518,491.01
Total portfolio value		\$518,491.01
Total brokerage		\$39.90
Information service fees		\$0.00
Estimated dividends and distributions		\$23,800.16
Estimated franking credits		\$2,119.45



While every effort has been made to provide you with an accurate statement, we give no warranty of accuracy or reliability and take no responsibility for any errors or omissions including negligence by any officers, employees or agents. We encourage you to confirm the information, holdings and valuations contained herein. Information contained in the report may only relate to the period since you commenced our service.

Copyright © 2022 Third Party Platform Pty Limited. All rights reserved.

Macquarie Online Trading is a service provided by Third Party Platform Pty Ltd ("TPP") ABN 74 121 227 905 AFSL No. 314341, at the request of Macquarie Bank Limited ABN 46 008 583 542 AFSL 237502 ("MBL"). TPP is a Participant of the ASX Group. Neither TPP nor MBL are representatives of each other. Some of the fees paid to TPP for the provision of its services will be remitted to MBL. TPP and MBL do not provide personal financial advice in relation to Macquarie Online Trading. You should consider your own financial situation, particular needs and investment objectives before acting on any of the information available on this report.

Holdings valuation

01 Jul 2021 - 30 Jun 2022

Holdings valuation at 1 Jul 2021

\$576,425.00

Equities

ASX code	Description	Quantity	Cost Price	Price	Value
VAS	V300AEQ ETF UNITS	616	\$83.95	\$94.040	\$57,928.64
VDBA	VDBALANCE ETF UNITS	3,614	\$55.28	\$56.440	\$203,974.16
VDGR	VDGROWTH ETF UNITS	4,489	\$55.26	\$58.600	\$263,055.40
VMIN	VDMINVOL TMF UNITS	924	\$55.98	\$55.700	\$51,466.80
Sub total					\$576,425.00

Holdings valuation at 30 Jun 2022

\$518,491.01

Equities

ASX code	Description	Quantity	Cost Price	Price	Value
VAS	V300AEQ ETF UNITS	700	\$85.27	\$83.750	\$58,625.00
VDBA	VDBALANCE ETF UNITS	3,614	\$55.28	\$48.800	\$176,363.20
VDGR	VDGROWTH ETF UNITS	4,489	\$55.26	\$50.930	\$228,624.77
VMIN	VDMINVOL TMF UNITS	1,071	\$55.77	\$51.240	\$54,878.04
Sub total					\$518,491.01

While every effort has been made to provide you with an accurate statement, we give no warranty of accuracy or reliability and take no responsibility for any errors or omissions including negligence by any officers, employees or agents. We encourage you to confirm the information, holdings and valuations contained herein. Information contained in the report may only relate to the period since you commenced our service.

Copyright © 2022 Third Party Platform Pty Limited. All rights reserved.

Macquarie Online Trading is a service provided by Third Party Platform Pty Ltd ("TPP") ABN 74 121 227 905 AFSL No. 314341, at the request of Macquarie Bank Limited ABN 46 008 583 542 AFSL 237502 ("MBL"). TPP is a Participant of the ASX Group. Neither TPP nor MBL are representatives of each other. Some of the fees paid to TPP for the provision of its services will be remitted to MBL. TPP and MBL do not provide personal financial advice in relation to Macquarie Online Trading. You should consider your own financial situation, particular needs and investment objectives before acting on any of the information available on this report.

Holdings valuation (continued)

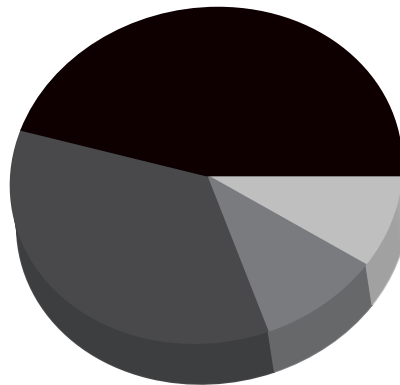
01 Jul 2021 - 30 Jun 2022

Holdings valuation at 1 Jul 2021

\$576,425.00

Holdings composition 1 Jul 2021

VDGR 45.64% VAS 10.05%
VDBA 35.39% VMIN 8.93%

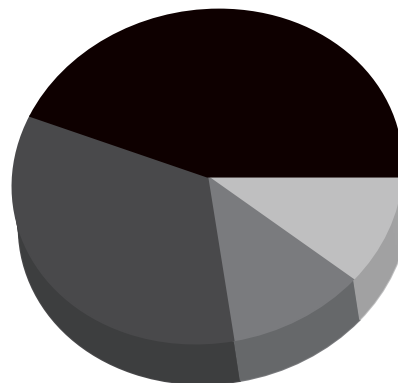


Holdings valuation at 30 Jun 2022

\$518,491.01

Holdings composition 30 Jun 2022

VDGR 44.09% VAS 11.31%
VDBA 34.01% VMIN 10.58%



While every effort has been made to provide you with an accurate statement, we give no warranty of accuracy or reliability and take no responsibility for any errors or omissions including negligence by any officers, employees or agents. We encourage you to confirm the information, holdings and valuations contained herein. Information contained in the report may only relate to the period since you commenced our service.

Copyright © 2022 Third Party Platform Pty Limited. All rights reserved.

Macquarie Online Trading is a service provided by Third Party Platform Pty Ltd ("TPP") ABN 74 121 227 905 AFSL No. 314341, at the request of Macquarie Bank Limited ABN 46 008 583 542 AFSL 237502 ("MBL"). TPP is a Participant of the ASX Group. Neither TPP nor MBL are representatives of each other. Some of the fees paid to TPP for the provision of its services will be remitted to MBL. TPP and MBL do not provide personal financial advice in relation to Macquarie Online Trading. You should consider your own financial situation, particular needs and investment objectives before acting on any of the information available on this report.

Transaction summary

01 Jul 2021 - 30 Jun 2022

Equities

VAS

VNGD AUS SHARES ETF UNITS

Date	Type	Action	Quantity	Unit price	Trade value	Brokerage	Other fees	GST	Total value
26/06/2019	Buy	B4388146	556	\$84.7800	\$47,137.68	\$51.43	\$0.00	\$5.14	\$47,194.25
30/06/2020	Buy	B5365366	60	\$75.0000	\$4,500.00	\$18.14	\$0.00	\$1.81	\$4,519.95
08/12/2021	Buy	B21625799	84	\$94.7000	\$7,954.80	\$18.14	\$0.00	\$1.81	\$7,974.75
Sub total			700						

VMIN

VNGD MIN VOL ATV ETF TMF UNITS

Date	Type	Action	Quantity	Unit price	Trade value	Brokerage	Other fees	GST	Total value
26/06/2019	Buy	B4388156	840	\$56.1400	\$47,157.60	\$51.45	\$0.00	\$5.14	\$47,214.19
30/06/2020	Buy	B5365374	84	\$53.4400	\$4,488.96	\$18.14	\$0.00	\$1.81	\$4,508.91
08/12/2021	Buy	B21625794	147	\$54.3200	\$7,985.04	\$18.14	\$0.00	\$1.81	\$8,004.99
Sub total			1,071						

While every effort has been made to provide you with an accurate statement, we give no warranty of accuracy or reliability and take no responsibility for any errors or omissions including negligence by any officers, employees or agents. We encourage you to confirm the information, holdings and valuations contained herein. Information contained in the report may only relate to the period since you commenced our service.

Copyright © 2022 Third Party Platform Pty Limited. All rights reserved.

Macquarie Online Trading is a service provided by Third Party Platform Pty Ltd ("TPP") ABN 74 121 227 905 AFSL No. 314341, at the request of Macquarie Bank Limited ABN 46 008 583 542 AFSL 237502 ("MBL"). TPP is a Participant of the ASX Group. Neither TPP nor MBL are representatives of each other. Some of the fees paid to TPP for the provision of its services will be remitted to MBL. TPP and MBL do not provide personal financial advice in relation to Macquarie Online Trading. You should consider your own financial situation, particular needs and investment objectives before acting on any of the information available on this report.

Brokerage & information services

01 Jul 2021 - 30 Jun 2022

December 2021	Amount	GST	Total
Brokerage and trail fees	\$36.28	\$3.62	\$39.90
Information services	\$0.00	\$0.00	\$0.00
	\$36.28	\$3.62	\$39.90

Brokerage total	\$36.28	\$3.62	\$39.90
Information services total	\$0.00	\$0.00	\$0.00

While every effort has been made to provide you with an accurate statement, we give no warranty of accuracy or reliability and take no responsibility for any errors or omissions including negligence by any officers, employees or agents. We encourage you to confirm the information, holdings and valuations contained herein. Information contained in the report may only relate to the period since you commenced our service.

Copyright © 2022 Third Party Platform Pty Limited. All rights reserved.

Macquarie Online Trading is a service provided by Third Party Platform Pty Ltd ("TPP") ABN 74 121 227 905 AFSL No. 314341, at the request of Macquarie Bank Limited ABN 46 008 583 542 AFSL 237502 ("MBL"). TPP is a Participant of the ASX Group. Neither TPP nor MBL are representatives of each other. Some of the fees paid to TPP for the provision of its services will be remitted to MBL. TPP and MBL do not provide personal financial advice in relation to Macquarie Online Trading. You should consider your own financial situation, particular needs and investment objectives before acting on any of the information available on this report.

Estimated dividends & distributions

01 Jul 2021 - 30 Jun 2022

VAS VNGD AUS SHARES ETF UNITS

Ex div. date	Payment date	Type	Div. amount	Franking %	Balance	Franking credit	Est. dividend
01/07/2021	16/07/2021	Final	\$0.556431	49.88%	616	\$73.27	\$342.76
01/10/2021	18/10/2021	Interim	\$1.407341	86.91%	616	\$322.90	\$866.92
04/01/2022	19/01/2022	Interim	\$0.696543	62.89%	700	\$131.42	\$487.58
01/04/2022	20/04/2022	Interim	\$1.995879	41.97%	700	\$251.30	\$1,397.12
Estimated sub total						\$778.89	\$3,094.38

VDBA VNGD DIV BALANCE ETF UNITS

Ex div. date	Payment date	Type	Div. amount	Franking %	Balance	Franking credit	Est. dividend
01/07/2021	16/07/2021	Final	\$1.458784	2.15%	3,614	\$48.58	\$5,272.05
01/10/2021	18/10/2021	Interim	\$0.216373	60.63%	3,614	\$203.19	\$781.97
04/01/2022	19/01/2022	Interim	\$0.206937	24.14%	3,614	\$77.37	\$747.87
01/04/2022	20/04/2022	Interim	\$0.399232	23.32%	3,614	\$144.20	\$1,442.82
Estimated sub total						\$473.34	\$8,244.71

While every effort has been made to provide you with an accurate statement, we give no warranty of accuracy or reliability and take no responsibility for any errors or omissions including negligence by any officers, employees or agents. We encourage you to confirm the information, holdings and valuations contained herein. Information contained in the report may only relate to the period since you commenced our service.

Copyright © 2022 Third Party Platform Pty Limited. All rights reserved.

Macquarie Online Trading is a service provided by Third Party Platform Pty Ltd ("TPP") ABN 74 121 227 905 AFSL No. 314341, at the request of Macquarie Bank Limited ABN 46 008 583 542 AFSL 237502 ("MBL"). TPP is a Participant of the ASX Group. Neither TPP nor MBL are representatives of each other. Some of the fees paid to TPP for the provision of its services will be remitted to MBL. TPP and MBL do not provide personal financial advice in relation to Macquarie Online Trading. You should consider your own financial situation, particular needs and investment objectives before acting on any of the information available on this report.

Estimated dividends & distributions (continued)

01 Jul 2021 - 30 Jun 2022

VDGR VNGD DIV GROWTH ETF UNITS

Ex div. date	Payment date	Type	Div. amount	Franking %	Balance	Franking credit	Est. dividend
01/07/2021	16/07/2021	Final	\$1.341584	3.41%	4,489	\$88.01	\$6,022.37
01/10/2021	18/10/2021	Interim	\$0.302476	65.02%	4,489	\$378.36	\$1,357.81
04/01/2022	19/01/2022	Interim	\$0.249589	28.51%	4,489	\$136.90	\$1,120.41
01/04/2022	20/04/2022	Interim	\$0.481999	28.09%	4,489	\$260.48	\$2,163.69
Estimated sub total						\$863.75	\$10,664.28

VMIN VNGD MIN VOL ATV ETF TMF UNITS

Ex div. date	Payment date	Type	Div. amount	Franking %	Balance	Franking credit	Est. dividend
01/07/2021	16/07/2021	Final	\$1.944579	0.45%	924	\$3.47	\$1,796.79
Estimated sub total						\$3.47	\$1,796.79

Estimated total \$2,119.45 \$23,800.16

The information presented in this report is a general estimation and is intended as a guide for indicative purposes only. It is an extrapolation of our understanding of your holdings against publicly available dividend entitlement and payment information. It should not be considered a replacement for your own records. We encourage you to confirm the information and holdings represented here.

While every effort has been made to provide you with an accurate statement, we give no warranty of accuracy or reliability and take no responsibility for any errors or omissions including negligence by any officers, employees or agents. We encourage you to confirm the information, holdings and valuations contained herein. Information contained in the report may only relate to the period since you commenced our service.

Copyright © 2022 Third Party Platform Pty Limited. All rights reserved.

Macquarie Online Trading is a service provided by Third Party Platform Pty Ltd ("TPP") ABN 74 121 227 905 AFSL No. 314341, at the request of Macquarie Bank Limited ABN 46 008 583 542 AFSL 237502 ("MBL"). TPP is a Participant of the ASX Group. Neither TPP nor MBL are representatives of each other. Some of the fees paid to TPP for the provision of its services will be remitted to MBL. TPP and MBL do not provide personal financial advice in relation to Macquarie Online Trading. You should consider your own financial situation, particular needs and investment objectives before acting on any of the information available on this report.