

WORK PAPER INDEX

Client: Dr Sam Super Fund

Period: 30th June 2022

C - CLIENT INFORMATION

N - NOTES ON JOB

F - FINANCIAL REPORT

T - TAX RETURN

W - WORKING PAPER

S - SOURCE DOCUMENTS

P - PRIOR YEAR

C - CLIENT INFORMATION

N - NOTES ON JOB

F - FINANCIAL REPORT

Financial statements and reports for the year ended 30 June 2022

Dr Sam Superannuation Fund

Prepared for: Sarath Jayawardana and Luckmalie Jayawardana

Operating Statement

Statement of Financial Position

Notes to the Financial Statements

Trustees Declaration

Statement of Taxable Income

Members Statement

Investment Summary

Market Movement

CGT Register

Investment Income

Realised Capital Gains

Unrealised Capital Gains

Trustee Minute / Resolution

Trial Balance

Dr Sam Superannuation Fund
Operating Statement

For the year ended 30 June 2022



	Note	2022 \$	2021 \$
Income			
Investment Income			
Trust Distributions	7	80	1,591
Dividends Received	6	10,244	4,603
Interest Received		32	3,255
Contribution Income			
Personal Concessional		\$26,436.50 + \$26,436.50	50,000
Personal Non Concessional		4,195	14,528
Total Income		<u>67,424</u>	<u>73,977</u>
Expenses			
Accountancy Fees		990	935
ATO Supervisory Levy		259	259
Auditor's Remuneration		330	330
Investment Expenses		0	1,000
		<u>1,579</u>	<u>2,524</u>
Member Payments			
Life Insurance Premiums		4,195	3,538
Investment Losses			
Changes in Market Values	8	56,654	(33,727)
Total Expenses		<u>62,428</u>	<u>(27,665)</u>
Benefits accrued as a result of operations before income tax			
		<u>4,996</u>	<u>101,641</u>
Income Tax Expense		5,227	5,996
Benefits accrued as a result of operations		<u>(231)</u>	<u>95,645</u>

The accompanying notes form part of these financial statements.

Refer to compilation report

Dr Sam Superannuation Fund
Statement of Financial Position



As at 30 June 2022

	Note	2022 \$	2021 \$
Assets			
Investments			
Cryptocurrency	2	2,105	871
Shares in Listed Companies (Australian)	3	223,558	191,543
Units in Listed Unit Trusts (Australian)	4	7,500	44,150
Total Investments		<u>233,163</u>	<u>236,564</u>
Other Assets			
NAB Cash Management #8075		73,960	98,841
Commonwealth CDIA #3509		0	0
Commonwealth Direct Investment Account #7781		52,404	18,993
Distributions Receivable		80	1,564
Total Other Assets		<u>126,444</u>	<u>119,398</u>
Total Assets		<u>359,607</u>	<u>355,962</u>
Less:			
Liabilities			
Income Tax Payable		9,111	3,829
PAYG Payable		0	1,408
Total Liabilities		<u>9,111</u>	<u>5,237</u>
Net assets available to pay benefits		<u>350,496</u>	<u>350,725</u>
Represented by:			
Liability for accrued benefits allocated to members' accounts			
Jayawardana, Sarath - Accumulation		192,581	196,766
Jayawardana, Luckmalie - Accumulation		157,915	153,959
Total Liability for accrued benefits allocated to members' accounts		<u>350,496</u>	<u>350,725</u>

The accompanying notes form part of these financial statements.

Refer to compilation report

Dr Sam Superannuation Fund
Notes to the Financial Statements

For the year ended 30 June 2022



Note 1: Summary of Significant Accounting Policies

The trustees have prepared the financial statements on the basis that the Superannuation Fund is not a reporting entity because it is not publicly accountable and is not required by law or governing document to prepare financial statements that comply with Australian Accounting Standards. The financial statements are therefore special purpose financial statements that have been prepared in order to meet the requirements of the Superannuation Industry (Supervision) Act 1993 and associated Regulations, the trust deed of the Fund and the needs of members.

The financial statements have been prepared on a cash basis and are based on historical costs, except for investments which have been measured at market value.

The following significant accounting policies, which are consistent with the policies applied in the previous period unless otherwise stated, have been adopted in the preparation of the financial statements.

The financial statements were authorised for issue by the Trustee(s).

a. Measurement of Investments

The Fund initially recognises:

- (i) an investment when it controls the future economic benefits expected to flow from the asset. For financial assets, the trade date is considered to be the date on which control of the future economic benefits attributable to the asset passes to the Fund; and
- (ii) a financial liability on the date it becomes a party to the contractual provisions of the instrument.

Investments of the Fund have been measured at market value, which refers to the amount that a willing buyer could reasonably be expected to pay to acquire an asset from a willing seller if the following assumptions were made:

- that the buyer and the seller deal with each other at arm's length in relation to the sale;
- that the sale occurred after proper marketing of the asset; and
- that the buyer and the seller acted knowledgeably and prudentially in relation to the sale.

Market value has been determined as follows:

- (i) shares and other securities listed on the Australian Securities Exchange by reference to the relevant market quotations at the end of the reporting period;
- (ii) units in managed funds by reference to the unit redemption price at the end of the reporting period;
- (iii) fixed-interest securities by reference to the redemption price at the end of the reporting period;
- (iv) unlisted investments are stated at trustees' assessment based on estimated market value at balance date or where necessary, an external valuer's opinion; and
- (v) investment properties at the trustees' assessment of the market value or where necessary a qualified independent valuer's opinion at the end of reporting period.

Financial liabilities, such as trade creditors and other payables, are measured at the gross value of the outstanding balance at the end of the reporting period. The trustees have determined that the gross values of the Fund's financial liabilities is equivalent to their market values. Any remeasurement changes in the gross values of non-current financial liabilities (including liabilities for members' accrued benefits) are recognised in the operating statement in the periods in which they occur.

b. Cash and Cash Equivalents

Cash and cash equivalents include cash on hand and at call, deposits with banks and short-term, highly liquid investments that are readily convertible to cash and subject to an insignificant risk of change in value.

c. Revenue

Revenue is recognised to the extent that it is probable that the economic benefits will flow to the Fund and the revenue can be reliably measured. Revenue is recognised at the fair value of the consideration received or receivable.

Dr Sam Superannuation Fund
Notes to the Financial Statements

For the year ended 30 June 2022



Interest revenue

Interest revenue is recognised in respect of fixed-interest securities, and cash and cash equivalent balances. Interest revenue is recognised upon receipt.

Dividend revenue

Dividend revenue is recognised when the dividend has been paid or, in the case of dividend reinvestment schemes, when the dividend is credited to the benefit of the fund.

Rental revenue

Rental revenue arising from operating leases on investment properties is recognised upon receipt.

Distribution revenue

Distributions from unit trusts and managed funds are recognised as at the date the unit value is quoted ex-distribution and if not received at the end of the reporting period, are reflected in the statement of financial position as a receivable at market value.

Remeasurement changes in market values

Remeasurement changes in the market values of assets are recognised as income and determined as the difference between the market value at year-end or consideration received (if sold during the year) and the market value as at the prior year-end or cost (if acquired during the period).

Contributions

Contributions and transfers in are recognised when the control and the benefits from the revenue have been attained and are recorded by the Fund, gross of any taxes, in the period to which they relate.

d. Liability for Accrued Benefits

The liability for accrued benefits represents the Fund's present obligation to pay benefits to members and beneficiaries, and has been calculated as the difference between the carrying amount of the assets and the carrying amount of the other payables and income tax liabilities as at the end of the reporting period.

e. Critical Accounting Estimates and Judgements

The preparation of financial statements requires the trustees to make judgements, estimates and assumptions that affect the application of accounting policies and the reported amounts of assets and liabilities, income and expenses. Actual results may differ from these estimates.

Estimates and underlying assumptions are reviewed on an ongoing basis. Revisions to accounting estimates are recognised in the period in which the estimate is revised and in any future period affected.

Note 2: Cryptocurrency

	2022 \$	2021 \$
Bitcoin	1,356	871
Ethereum	557	0
Solana	192	0
	2,105	871

Note 3: Shares in Listed Companies (Australian)

2022	2021
------	------

Dr Sam Superannuation Fund
Notes to the Financial Statements

For the year ended 30 June 2022



	\$	\$
29metals Limited	3,470	0
Australian Clinical Labs Limited	9,180	0
Ansell Limited	11,120	21,755
Appen Limited	0	6,800
BHP Group Limited	28,875	0
Best & Less Group Holdings Ltd	4,460	0
Bravura Solutions Limited.	2,122	5,265
Coles Group Limited.	26,715	25,635
Core Lithium Ltd	38,200	0
Dubber Corporation Limited	1,290	0
EML Payments Limited	2,460	0
Fortescue Metals Group Ltd	0	23,340
Hipages Group Holdings Ltd	1,980	0
James Hardie Industries Plc	7,942	22,635
Kogan.com Ltd	0	11,580
Little Green Pharma Ltd	1,350	8,800
Lynas Rare Earths Limited	8,730	5,710
Macquarie Group Limited	16,451	0
Mesoblast Limited	1,220	3,960
National Australia Bank Limited	13,695	26,220
Newcrest Mining Limited	10,445	12,640
Nickel Industries Limited	1,950	1,980
Piedmont Lithium Inc.	2,725	5,125
Perseus Mining Limited	7,925	0
Pwr Holdings Limited	6,320	7,090
Telstra Corporation Limited.	3,080	3,008
Uniti Group Limited	4,920	0
Woodside Energy Group Ltd	4,012	0
Wam Leaders Limited	2,920	0
	223,557	191,543

Note 4: Units in Listed Unit Trusts (Australian)

2022

2021

Dr Sam Superannuation Fund
Notes to the Financial Statements

For the year ended 30 June 2022



	\$	\$
Betashares ASIA Technology Tigers Etf	7,500	12,040
Betashares Nasdaq 100 Etf	0	32,110
	7,500	44,150

Note 5: Banks and Term Deposits

	2022 \$	2021 \$
Banks		
Commonwealth Direct Investment Account #7781	52,404	18,993
NAB Cash Management #8075	73,960	98,841
	126,364	117,834

Note 6: Dividends

	2022 \$	2021 \$
Ansell Limited	466	400
Appen Limited	50	0
Australian Clinical Labs Limited	240	0
BHP Group Limited	3,750	0
Best & Less Group Holdings Ltd	220	0
Bravura Solutions Limited.	146	84
Coles Group Limited.	915	495
Fortescue Metals Group Ltd	2,110	2,470
James Hardie Industries Plc	275	450
National Australia Bank Limited	1,270	150
Newcrest Mining Limited	328	97
Nickel Industries Limited	80	0
Perseus Mining Limited	22	0
Pwr Holdings Limited	95	0
Super Retail Group Limited	0	330
Telstra Corporation Limited	128	128
Wam Leaders Limited	150	0
	10,245	4,604

Dr Sam Superannuation Fund
Notes to the Financial Statements

For the year ended 30 June 2022



Note 7: Trust Distributions

	2022 \$	2021 \$
Betashares ASIA Technology Tigers Etf	80	390
Betashares Nasdaq 100 Etf	0	1,201
	80	1,591

Note 8: Changes in Market Values

Unrealised Movements in Market Value

	2022 \$	2021 \$
Cryptocurrency		
Bitcoin	(1,515)	(119)
Ethereum	(1,443)	0
Solana	(808)	0
	(3,766)	(119)

Shares in Listed Companies (Australian)

29metals Limited	(1,522)	0
Ansell Limited	(10,635)	3,405
Appen Limited	938	(938)
Australian Clinical Labs Limited	(170)	0
BHP Group Limited	(4,443)	0
Best & Less Group Holdings Ltd	(2,223)	0
Bravura Solutions Limited.	(3,142)	(1,485)
Coles Group Limited.	1,080	165
Core Lithium Ltd	22,865	0
Dubber Corporation Limited	(6,350)	0
EML Payments Limited	(5,060)	0
Fortescue Metals Group Ltd	(13,750)	9,490
Hipages Group Holdings Ltd	(6,405)	0
James Hardie Industries Plc	(10,525)	8,875
Kogan.com Ltd	(1,197)	1,197
Little Green Pharma Ltd	(4,082)	380
Lynas Rare Earths Limited	3,020	3,775
Macquarie Group Limited	(3,898)	0

Dr Sam Superannuation Fund
Notes to the Financial Statements

For the year ended 30 June 2022



Mesoblast Limited	(2,740)	(380)
National Australia Bank Limited	890	2,190
Newcrest Mining Limited	(2,195)	(3,044)
Nickel Industries Limited	(30)	(800)
Perseus Mining Limited	(169)	0
Piedmont Lithium Inc.	(2,400)	768
Pwr Holdings Limited	(770)	795
Telstra Corporation Limited.	72	504
Uniti Group Limited	1,520	0
Wam Leaders Limited	(70)	0
Woodside Energy Group Ltd	262	0
	<u>(51,129)</u>	<u>24,897</u>
Stapled Securities		
Vicinity Centres	0	295
	<u>0</u>	<u>295</u>
Units in Listed Unit Trusts (Australian)		
Betashares ASIA Technology Tigers Etf	(4,540)	1,270
Betashares Nasdaq 100 Etf	(5,148)	5,148
	<u>(9,688)</u>	<u>6,418</u>
Total Unrealised Movement	<u>(64,583)</u>	<u>31,492</u>
Realised Movements in Market Value		
	2022	2021
	\$	\$
Shares in Listed Companies (Australian)		
Appen Limited	(4,568)	0
Bluebet Holdings Ltd	(4,478)	0
Fortescue Metals Group Ltd	8,390	0
James Hardie Industries Plc	6,015	0
Kogan.com Ltd	598	0
Little Green Pharma Ltd	(1,808)	0
National Australia Bank Limited	2,800	0
Resmed Inc	0	1,823
Super Retail Group Limited	0	1,540

Refer to compilation report

Notes to the Financial Statements

For the year ended 30 June 2022

Unibail-rodamco-westfield	(610)	0
Uniti Group Limited	1,535	0
	<u>7,874</u>	<u>3,363</u>
Stapled Securities		
Vicinity Centres	0	(1,127)
	<u>0</u>	<u>(1,127)</u>
Units in Listed Unit Trusts (Australian)		
Betashares Nasdaq 100 Etf	54	0
	<u>54</u>	<u>0</u>
Total Realised Movement	<u>7,928</u>	<u>2,236</u>
Changes in Market Values	<u>(56,655)</u>	<u>33,728</u>

Trustees Declaration

The trustees have determined that the fund is not a reporting entity and that the special purpose financial statements should be prepared in accordance with the accounting policies described in Note 1 to the financial statements.

The trustees declare that:

- (i) the financial statements and notes to the financial statements for the year ended 30 June 2022 present fairly, in all material respects, the financial position of the superannuation fund at 30 June 2022 and the results of its operations for the year ended on that date in accordance with the accounting policies described in Note 1 to the financial statements;
- (ii) the financial statements and notes to the financial statements have been prepared in accordance with the requirements of the trust deed; and
- (iii) the operation of the superannuation fund has been carried out in accordance with its trust deed and in compliance with the requirements of the Superannuation Industry (Supervision) Act 1993 and associated Regulations during the year ended 30 June 2022.

Specifically, the trustees declare that:

- in accordance with s120 of the Superannuation Industry (Supervision) Act 1993, no individual trustee has been or is a disqualified person;
- the fund has satisfactory title to all assets, all assets are unencumbered and free from charge as prescribed by s50 of the Superannuation Industry (Supervision) Act 1993 and reg13.14 of the Superannuation Industry (Supervision) Act 1994; and
- to the knowledge of the trustees, there have been no events or transactions subsequent to the balance date which could have a material impact on the fund. Where such events have occurred, the effect of such events has been accounted and noted in the fund's financial statements.

Signed in accordance with a resolution of the trustees by:

.....
Sarath Jayawardana

Trustee

.....
Luckmalie Jayawardana

Trustee

Dated this day of

Dr Sam Superannuation Fund
Statement of Taxable Income



For the year ended 30 June 2022

	2022
	\$
Benefits accrued as a result of operations	4,996.00
Less	
Realised Accounting Capital Gains	7,929.00
Accounting Trust Distributions	80.00
Non Taxable Contributions	4,195.00
	12,204.00
Add	
Decrease in MV of investments	64,583.00
Franking Credits	3,956.00
Foreign Credits	24.00
Distributed Foreign income	28.00
	68,591.00
SMSF Annual Return Rounding	(2.00)
Taxable Income or Loss	61,381.00
Income Tax on Taxable Income or Loss	9,207.15
Less	
Franking Credits	3,956.13
Foreign Credits	23.84
CURRENT TAX OR REFUND	5,227.18
Supervisory Levy	259.00
AMOUNT DUE OR REFUNDABLE	5,486.18

$\$2,097.48 + \$2,097.48$

$\$56,654$

* Distribution tax components review process has not been completed for the financial year.

Dr Sam Superannuation Fund Members Statement



Sarath Gunaseela Jayawardana
421 Riverton Drive East
SHELLEY, Western Australia, 6148, Australia

Your Details

Your Details		Nominated Beneficiaries:	N/A
Date of Birth :	Provided	Nomination Type:	N/A
Age:	65	Vested Benefits:	192,580
Tax File Number:	Provided	Total Death Benefit:	192,580
Date Joined Fund:	01/07/2016		
Service Period Start Date:	01/07/1998		
Date Left Fund:			
Member Code:	JAYSAR00001A		
Account Start Date:	01/07/2016		
Account Phase:	Accumulation Phase		
Account Description:	Accumulation		

Your Balance

Total Benefits	192,580
<u>Preservation Components</u>	
Preserved	218,270
Unrestricted Non Preserved	(25,691)
Restricted Non Preserved	
<u>Tax Components</u>	
Tax Free	27,286
Taxable	165,294
Investment Earnings Rate	-13%

Your Detailed Account Summary

	This Year	Last Year
Opening balance at 01/07/2021	196,768	146,942
<u>Increases to Member account during the period</u>		
Employer Contributions		
Personal Contributions (Concessional)	26,436	25,000
Personal Contributions (Non Concessional)	2,097	7,264
Government Co-Contributions		
Other Contributions		
Proceeds of Insurance Policies		
Transfers In		
Net Earnings	(24,621)	24,247
Internal Transfer In		
<u>Decreases to Member account during the period</u>		
Pensions Paid		
Contributions Tax	3,965	3,750
Income Tax	528	(96)
No TFN Excess Contributions Tax		
Excess Contributions Tax		
Refund Excess Contributions		
Division 293 Tax		
Insurance Policy Premiums Paid	3,607	3,032
Management Fees		
Member Expenses		
Benefits Paid/Transfers Out		
Superannuation Surcharge Tax		
Internal Transfer Out		
Closing balance at 30/06/2022	192,580	196,767

Dr Sam Superannuation Fund Members Statement



Luckmalie Jayawardana
421 Riverton Drive East
SHELLEY, Western Australia, 6148, Australia

Your Details

Date of Birth :	Provided	Nominated Beneficiaries:	N/A
Age:	60	Nomination Type:	N/A
Tax File Number:	Provided	Vested Benefits:	157,915
Date Joined Fund:	01/07/2016	Total Death Benefit:	157,915
Service Period Start Date:			
Date Left Fund:			
Member Code:	JAYLUC00001A		
Account Start Date:	01/07/2016		
Account Phase:	Accumulation Phase		
Account Description:	Accumulation		

Your Balance

Total Benefits	157,915
<u>Preservation Components</u>	
Preserved	157,915
Unrestricted Non Preserved	
Restricted Non Preserved	
<u>Tax Components</u>	
Tax Free	22,121
Taxable	135,794
Investment Earnings Rate	-13%

Your Detailed Account Summary

	This Year	Last Year
Opening balance at 01/07/2021	153,959	108,139
<u>Increases to Member account during the period</u>		
Employer Contributions		
Personal Contributions (Concessional)	26,436	25,000
Personal Contributions (Non Concessional)	2,097	7,264
Government Co-Contributions		
Other Contributions		
Proceeds of Insurance Policies		
Transfers In		
Net Earnings	(19,276)	18,003
Internal Transfer In		
<u>Decreases to Member account during the period</u>		
Pensions Paid		
Contributions Tax	3,965	3,750
Income Tax	748	191
No TFN Excess Contributions Tax		
Excess Contributions Tax		
Refund Excess Contributions		
Division 293 Tax		
Insurance Policy Premiums Paid	588	506
Management Fees		
Member Expenses		
Benefits Paid/Transfers Out		
Superannuation Surcharge Tax		
Internal Transfer Out		
Closing balance at 30/06/2022	157,915	153,959

Dr Sam Superannuation Fund Investment Summary Report



As at 30 June 2022

Investment	Units	Market Price	Market Value	Average Cost	Accounting Cost	Unrealised Gain/(Loss)	Gain/(Loss)%	Portfolio Weight%
Cash/Bank Accounts								
Commonwealth CDIA #3509		0.020000	0.02	0.02	0.02			0.00 %
Commonwealth Direct Investment Account #7781		52,403.620000	52,403.62	52,403.62	52,403.62			14.58 %
NAB Cash Management #8075		73,959.520000	73,959.52	73,959.52	73,959.52			20.57 %
			126,363.16		126,363.16			35.15 %
Cryptocurrency								
BTC.COIN Bitcoin	0.05	27,727.109471	1,356.44	61,118.95	2,990.00	(1,633.56)	(54.63) %	0.38 %
ETH.COIN Ethereum	0.37	1,500.802722	557.12	5,387.74	2,000.00	(1,442.88)	(72.14) %	0.15 %
SOL.COIN Solana	4.14	46.262270	191.59	241.46	1,000.00	(808.41)	(80.84) %	0.05 %
			2,105.15		5,990.00	(3,884.85)	(64.86) %	0.59 %
Shares in Listed Companies (Australian)								
29M.AX 29metals Limited	2,000.00	1.735000	3,470.00	2.50	4,992.22	(1,522.22)	(30.49) %	0.97 %
ANN.AX Ansell Limited	500.00	22.240000	11,120.00	28.80	14,401.75	(3,281.75)	(22.79) %	3.09 %
ACL.AX Australian Clinical Labs Limited	2,000.00	4.590000	9,180.00	4.67	9,349.95	(169.95)	(1.82) %	2.55 %
BST.AX Best & Less Group Holdings Ltd	2,000.00	2.230000	4,460.00	3.34	6,682.79	(2,222.79)	(33.26) %	1.24 %
BHP.AX BHP Group Limited	700.00	41.250000	28,875.00	47.60	33,317.93	(4,442.93)	(13.33) %	8.03 %
BVS.AX Bravura Solutions Limited.	1,500.00	1.415000	2,122.50	4.33	6,499.95	(4,377.45)	(67.35) %	0.59 %
COL.AX Coles Group Limited.	1,500.00	17.810000	26,715.00	16.98	25,469.76	1,245.24	4.89 %	7.43 %
CXO.AX Core Lithium Ltd	40,000.00	0.955000	38,200.00	0.38	15,334.85	22,865.15	149.11 %	10.63 %
DUB.AX Dubber Corporation Limited	2,000.00	0.645000	1,290.00	3.82	7,639.95	(6,349.95)	(83.12) %	0.36 %
EML.AX EML Payments Limited	2,000.00	1.230000	2,460.00	3.76	7,519.95	(5,059.95)	(67.29) %	0.68 %
HPG.AX Hipages Group Holdings Ltd	2,000.00	0.990000	1,980.00	4.19	8,384.66	(6,404.66)	(76.39) %	0.55 %
JHX.AX James Hardie Industries Plc	250.00	31.770000	7,942.50	16.67	4,167.30	3,775.20	90.59 %	2.21 %
LGP.AX Little Green Pharma Ltd	6,000.00	0.225000	1,350.00	0.84	5,051.97	(3,701.97)	(73.28) %	0.38 %
LYC.AX Lynas Rare Earths Limited	1,000.00	8.730000	8,730.00	1.93	1,929.95	6,800.05	352.34 %	2.43 %
MQG.AX Macquarie Group Limited	100.00	164.510000	16,451.00	203.49	20,348.90	(3,897.90)	(19.16) %	4.58 %

Dr Sam Superannuation Fund
Investment Summary Report



As at 30 June 2022

Investment	Units	Market Price	Market Value	Average Cost	Accounting Cost	Unrealised Gain/(Loss)	Gain/(Loss)%	Portfolio Weight%	
MSB.AX	Mesoblast Limited	2,000.00	0.610000	1,220.00	2.17	4,339.95	(3,119.95)	(71.89) %	0.34 %
NAB.AX	National Australia Bank Limited	500.00	27.390000	13,695.00	21.23	10,614.95	3,080.05	29.02 %	3.81 %
NCM.AX	Newcrest Mining Limited	500.00	20.890000	10,445.00	31.37	15,684.32	(5,239.32)	(33.40) %	2.91 %
NIC.AX	Nickel Industries Limited	2,000.00	0.975000	1,950.00	1.39	2,779.95	(829.95)	(29.85) %	0.54 %
PRU.AX	Perseus Mining Limited	5,000.00	1.585000	7,925.00	1.62	8,093.56	(168.56)	(2.08) %	2.20 %
PLL.AX	Piedmont Lithium Inc.	5,000.00	0.545000	2,725.00	0.87	4,357.45	(1,632.45)	(37.46) %	0.76 %
PWH.AX	Pwr Holdings Limited	1,000.00	6.320000	6,320.00	6.29	6,294.95	25.05	0.40 %	1.76 %
TLS.AX	Telstra Corporation Limited.	800.00	3.850000	3,080.00	3.70	2,960.00	120.00	4.05 %	0.86 %
UWL.AX	Uniti Group Limited	1,000.00	4.920000	4,920.00	3.40	3,399.98	1,520.02	44.71 %	1.37 %
WLE.AX	Wam Leaders Limited	2,000.00	1.460000	2,920.00	1.49	2,989.95	(69.95)	(2.34) %	0.81 %
WDS.AX	Woodside Energy Group Ltd	126.00	31.840000	4,011.84	29.76	3,749.76	262.08	6.99 %	1.12 %
			223,557.84		236,356.70	(12,798.86)	(5.42) %	62.18 %	
Units in Listed Unit Trusts (Australian)									
ASIA.AX	Betashares ASIA Technology Tigers Etf	1,000.00	7.500000	7,500.00	10.77	10,769.95	(3,269.95)	(30.36) %	2.09 %
			7,500.00		10,769.95	(3,269.95)	(30.36) %	2.09 %	
			359,526.15		379,479.81	(19,953.66)	(5.26) %	100.00 %	

Dr Sam Superannuation Fund
Market Movement Report



As at 30 June 2022

Investment	Date	Description	Unrealised				Realised			Total
			Units	Accounting Cost Movement	Market Movement	Depreciation	Balance	Consideration	Accounting Cost Base	
29M.AX - 29metals Limited										
	17/08/2021	Purchase	2,000.00	4,992.22	0.00	0.00	4,992.22	0.00	0.00	0.00
	30/06/2022	Revaluation	0.00	0.00	(1,522.22)	0.00	3,470.00	0.00	0.00	0.00
	30/06/2022		2,000.00	4,992.22	(1,522.22)	0.00	3,470.00	0.00	0.00	0.00
ACL.AX - Australian Clinical Labs Limited										
	29/09/2021	Purchase	2,000.00	9,349.95	0.00	0.00	9,349.95	0.00	0.00	0.00
	30/06/2022	Revaluation	0.00	0.00	(169.95)	0.00	9,180.00	0.00	0.00	0.00
	30/06/2022		2,000.00	9,349.95	(169.95)	0.00	9,180.00	0.00	0.00	0.00
ANN.AX - Ansell Limited										
	01/07/2021	Opening Balance	500.00	0.00	0.00	0.00	21,755.00	0.00	0.00	0.00
	30/06/2022	Revaluation	0.00	0.00	(10,635.00)	0.00	11,120.00	0.00	0.00	0.00
	30/06/2022		500.00	0.00	(10,635.00)	0.00	11,120.00	0.00	0.00	0.00
APX.AX - Appen Limited										
	01/07/2021	Opening Balance	500.00	0.00	0.00	0.00	6,800.00	0.00	0.00	0.00
	09/05/2022	Disposal	(500.00)	(7,737.89)	0.00	0.00	(937.89)	3,170.05	7,737.89	(4,567.84)
	09/05/2022	Writeback	0.00	0.00	937.89	0.00	0.00	0.00	0.00	0.00
	30/06/2022		0.00	(7,737.89)	937.89	0.00	0.00	3,170.05	7,737.89	(4,567.84)
ASIA.AX - Betashares ASIA Technology Tigers Etf										
	01/07/2021	Opening Balance	1,000.00	0.00	0.00	0.00	12,040.00	0.00	0.00	0.00
	30/06/2022	Revaluation	0.00	0.00	(4,540.00)	0.00	7,500.00	0.00	0.00	0.00
	30/06/2022		1,000.00	0.00	(4,540.00)	0.00	7,500.00	0.00	0.00	0.00
BBT.AX - Bluebet Holdings Ltd										
	30/08/2021	Purchase	2,000.00	5,739.95	0.00	0.00	5,739.95	0.00	0.00	0.00
	09/05/2022	Disposal	(2,000.00)	(5,739.95)	0.00	0.00	0.00	1,262.17	5,739.95	(4,477.78)
	30/06/2022		0.00	0.00	0.00	0.00	0.00	1,262.17	5,739.95	(4,477.78)
BHP.AX - BHP Group Limited										
	09/05/2022	Purchase	700.00	33,317.93	0.00	0.00	33,317.93	0.00	0.00	0.00
	30/06/2022	Revaluation	0.00	0.00	(4,442.93)	0.00	28,875.00	0.00	0.00	0.00
	30/06/2022		700.00	33,317.93	(4,442.93)	0.00	28,875.00	0.00	0.00	0.00
BST.AX - Best & Less Group Holdings Ltd										
	17/09/2021	Purchase	2,000.00	6,682.79	0.00	0.00	6,682.79	0.00	0.00	0.00
	30/06/2022	Revaluation	0.00	0.00	(2,222.79)	0.00	4,460.00	0.00	0.00	0.00
	30/06/2022		2,000.00	6,682.79	(2,222.79)	0.00	4,460.00	0.00	0.00	0.00

Dr Sam Superannuation Fund
Market Movement Report



As at 30 June 2022

Investment	Date	Description	Unrealised				Realised			Total
			Units	Accounting Cost Movement	Market Movement	Depreciation	Balance	Consideration	Accounting Cost Base	
BTC.COIN3 - Bitcoin										
	01/07/2021	Opening Balance	0.02	0.00	0.00	0.00	871.47	0.00	0.00	0.00
	04/01/2022	Purchase	0.03	2,000.00	0.00	0.00	2,871.47	0.00	0.00	0.00
	30/06/2022	Revaluation	0.00	0.00	(1,534.28)	0.00	1,337.19	0.00	0.00	0.00
	30/06/2022	Revaluation	0.00	0.00	19.25	0.00	1,356.44	0.00	0.00	0.00
	30/06/2022		0.05	2,000.00	(1,515.03)	0.00	1,356.44	0.00	0.00	0.00
BVS.AX - Bravura Solutions Limited.										
	01/07/2021	Opening Balance	1,500.00	0.00	0.00	0.00	5,265.00	0.00	0.00	0.00
	30/06/2022	Revaluation	0.00	0.00	(3,142.50)	0.00	2,122.50	0.00	0.00	0.00
	30/06/2022		1,500.00	0.00	(3,142.50)	0.00	2,122.50	0.00	0.00	0.00
COL.AX - Coles Group Limited.										
	01/07/2021	Opening Balance	1,500.00	0.00	0.00	0.00	25,635.00	0.00	0.00	0.00
	30/06/2022	Revaluation	0.00	0.00	1,080.00	0.00	26,715.00	0.00	0.00	0.00
	30/06/2022		1,500.00	0.00	1,080.00	0.00	26,715.00	0.00	0.00	0.00
CXO.AX - Core Lithium Ltd										
	05/07/2021	Purchase	20,000.00	4,819.95	0.00	0.00	4,819.95	0.00	0.00	0.00
	29/09/2021	Purchase	10,000.00	4,244.95	0.00	0.00	9,064.90	0.00	0.00	0.00
	12/11/2021	Purchase	10,000.00	6,269.95	0.00	0.00	15,334.85	0.00	0.00	0.00
	30/06/2022	Revaluation	0.00	0.00	22,865.15	0.00	38,200.00	0.00	0.00	0.00
	30/06/2022		40,000.00	15,334.85	22,865.15	0.00	38,200.00	0.00	0.00	0.00
DUB.AX - Dubber Corporation Limited										
	30/08/2021	Purchase	2,000.00	7,639.95	0.00	0.00	7,639.95	0.00	0.00	0.00
	30/06/2022	Revaluation	0.00	0.00	(6,349.95)	0.00	1,290.00	0.00	0.00	0.00
	30/06/2022		2,000.00	7,639.95	(6,349.95)	0.00	1,290.00	0.00	0.00	0.00
EML.AX - EML Payments Limited										
	14/07/2021	Purchase	2,000.00	7,519.95	0.00	0.00	7,519.95	0.00	0.00	0.00
	30/06/2022	Revaluation	0.00	0.00	(5,059.95)	0.00	2,460.00	0.00	0.00	0.00
	30/06/2022		2,000.00	7,519.95	(5,059.95)	0.00	2,460.00	0.00	0.00	0.00
ETH.COIN2 - Ethereum										
	04/01/2022	Purchase	0.37	2,000.00	0.00	0.00	2,000.00	0.00	0.00	0.00
	30/06/2022	Revaluation	0.00	0.00	(1,458.07)	0.00	541.93	0.00	0.00	0.00
	30/06/2022	Revaluation	0.00	0.00	15.19	0.00	557.12	0.00	0.00	0.00
	30/06/2022		0.37	2,000.00	(1,442.88)	0.00	557.12	0.00	0.00	0.00

Dr Sam Superannuation Fund
Market Movement Report



As at 30 June 2022

Investment	Date	Description	Unrealised				Realised			Total
			Units	Accounting Cost Movement	Market Movement	Depreciation	Balance	Consideration	Accounting Cost Base	
FMG.AX - Fortescue Metals Group Ltd										
	01/07/2021	Opening Balance	1,000.00	0.00	0.00	0.00	23,340.00	0.00	0.00	0.00
	14/09/2021	Disposal	(1,000.00)	(9,589.95)	0.00	0.00	13,750.05	17,980.05	9,589.95	8,390.10
	14/09/2021	Writeback	0.00	0.00	(13,750.05)	0.00	0.00	0.00	0.00	0.00
	30/06/2022		0.00	(9,589.95)	(13,750.05)	0.00	0.00	17,980.05	9,589.95	8,390.10
HPG.AX - Hipages Group Holdings Ltd										
	14/09/2021	Purchase	2,000.00	8,384.66	0.00	0.00	8,384.66	0.00	0.00	0.00
	30/06/2022	Revaluation	0.00	0.00	(6,404.66)	0.00	1,980.00	0.00	0.00	0.00
	30/06/2022		2,000.00	8,384.66	(6,404.66)	0.00	1,980.00	0.00	0.00	0.00
JHX.AX - James Hardie Industries Plc										
	01/07/2021	Opening Balance	500.00	0.00	0.00	0.00	22,635.00	0.00	0.00	0.00
	09/05/2022	Disposal	(250.00)	(4,167.29)	0.00	0.00	18,467.71	10,182.69	4,167.29	6,015.40
	09/05/2022	Writeback	0.00	0.00	(7,150.21)	0.00	11,317.50	0.00	0.00	0.00
	30/06/2022	Revaluation	0.00	0.00	(3,375.00)	0.00	7,942.50	0.00	0.00	0.00
	30/06/2022		250.00	(4,167.29)	(10,525.21)	0.00	7,942.50	10,182.69	4,167.29	6,015.40
KGN.AX - Kogan.com Ltd										
	01/07/2021	Opening Balance	1,000.00	0.00	0.00	0.00	11,580.00	0.00	0.00	0.00
	30/08/2021	Disposal	(1,000.00)	(10,382.52)	0.00	0.00	1,197.48	10,980.05	10,382.52	597.53
	30/08/2021	Writeback	0.00	0.00	(1,197.48)	0.00	0.00	0.00	0.00	0.00
	30/06/2022		0.00	(10,382.52)	(1,197.48)	0.00	0.00	10,980.05	10,382.52	597.53
LGP.AX - Little Green Pharma Ltd										
	01/07/2021	Opening Balance	10,000.00	0.00	0.00	0.00	8,800.00	0.00	0.00	0.00
	09/05/2022	Disposal	(4,000.00)	(3,367.98)	0.00	0.00	5,432.02	1,560.05	3,367.98	(1,807.93)
	09/05/2022	Writeback	0.00	0.00	(152.02)	0.00	5,280.00	0.00	0.00	0.00
	30/06/2022	Revaluation	0.00	0.00	(3,930.00)	0.00	1,350.00	0.00	0.00	0.00
	30/06/2022		6,000.00	(3,367.98)	(4,082.02)	0.00	1,350.00	1,560.05	3,367.98	(1,807.93)
LYC.AX - Lynas Rare Earths Limited										
	01/07/2021	Opening Balance	1,000.00	0.00	0.00	0.00	5,710.00	0.00	0.00	0.00
	30/06/2022	Revaluation	0.00	0.00	3,020.00	0.00	8,730.00	0.00	0.00	0.00
	30/06/2022		1,000.00	0.00	3,020.00	0.00	8,730.00	0.00	0.00	0.00

Dr Sam Superannuation Fund

Market Movement Report



As at 30 June 2022

Investment	Date	Description	Unrealised				Realised			Total
			Units	Accounting Cost Movement	Market Movement	Depreciation	Balance	Consideration	Accounting Cost Base	
MQG.AX - Macquarie Group Limited										
	09/05/2022	Purchase	100.00	20,348.90	0.00	0.00	20,348.90	0.00	0.00	0.00
	30/06/2022	Revaluation	0.00	0.00	(3,897.90)	0.00	16,451.00	0.00	0.00	0.00
	30/06/2022		100.00	20,348.90	(3,897.90)	0.00	16,451.00	0.00	0.00	0.00
MSB.AX - Mesoblast Limited										
	01/07/2021	Opening Balance	2,000.00	0.00	0.00	0.00	3,960.00	0.00	0.00	0.00
	30/06/2022	Revaluation	0.00	0.00	(2,740.00)	0.00	1,220.00	0.00	0.00	0.00
	30/06/2022		2,000.00	0.00	(2,740.00)	0.00	1,220.00	0.00	0.00	0.00
NAB.AX - National Australia Bank Limited										
	01/07/2021	Opening Balance	1,000.00	0.00	0.00	0.00	26,220.00	0.00	0.00	0.00
	09/05/2022	Disposal	(500.00)	(13,414.95)	0.00	0.00	12,805.05	16,215.05	13,414.95	2,800.10
	09/05/2022	Writeback	0.00	0.00	(1,095.05)	0.00	11,710.00	0.00	0.00	0.00
	30/06/2022	Revaluation	0.00	0.00	1,985.00	0.00	13,695.00	0.00	0.00	0.00
	30/06/2022		500.00	(13,414.95)	889.95	0.00	13,695.00	16,215.05	13,414.95	2,800.10
NCM.AX - Newcrest Mining Limited										
	01/07/2021	Opening Balance	500.00	0.00	0.00	0.00	12,640.00	0.00	0.00	0.00
	30/06/2022	Revaluation	0.00	0.00	(2,195.00)	0.00	10,445.00	0.00	0.00	0.00
	30/06/2022		500.00	0.00	(2,195.00)	0.00	10,445.00	0.00	0.00	0.00
NDQ.AX - Betashares Nasdaq 100 Etf										
	01/07/2021	Opening Balance	1,000.00	0.00	0.00	0.00	32,110.00	0.00	0.00	0.00
	12/11/2021	Purchase	500.00	17,554.95	0.00	0.00	49,664.95	0.00	0.00	0.00
	09/05/2022	Disposal	(1,500.00)	(44,517.27)	0.00	0.00	5,147.68	44,571.45	44,517.27	54.18
	09/05/2022	Writeback	0.00	0.00	(5,147.68)	0.00	0.00	0.00	0.00	0.00
	30/06/2022		0.00	(26,962.32)	(5,147.68)	0.00	0.00	44,571.45	44,517.27	54.18
NIC.AX - Nickel Industries Limited										
	01/07/2021	Opening Balance	2,000.00	0.00	0.00	0.00	1,980.00	0.00	0.00	0.00
	30/06/2022	Revaluation	0.00	0.00	(30.00)	0.00	1,950.00	0.00	0.00	0.00
	30/06/2022		2,000.00	0.00	(30.00)	0.00	1,950.00	0.00	0.00	0.00
PLL.AX - Piedmont Lithium Inc.										
	01/07/2021	Opening Balance	5,000.00	0.00	0.00	0.00	5,125.00	0.00	0.00	0.00
	30/06/2022	Revaluation	0.00	0.00	(2,400.00)	0.00	2,725.00	0.00	0.00	0.00
	30/06/2022		5,000.00	0.00	(2,400.00)	0.00	2,725.00	0.00	0.00	0.00

Dr Sam Superannuation Fund

Market Movement Report



As at 30 June 2022

Investment	Date	Description	Unrealised				Realised			Total
			Units	Accounting Cost Movement	Market Movement	Depreciation	Balance	Consideration	Accounting Cost Base	
PRU.AX - Perseus Mining Limited										
	29/12/2021	Purchase	5,000.00	8,093.56	0.00	0.00	8,093.56	0.00	0.00	0.00
	30/06/2022	Revaluation	0.00	0.00	(168.56)	0.00	7,925.00	0.00	0.00	0.00
	30/06/2022		5,000.00	8,093.56	(168.56)	0.00	7,925.00	0.00	0.00	0.00
PWH.AX - Pwr Holdings Limited										
	01/07/2021	Opening Balance	1,000.00	0.00	0.00	0.00	7,090.00	0.00	0.00	0.00
	30/06/2022	Revaluation	0.00	0.00	(770.00)	0.00	6,320.00	0.00	0.00	0.00
	30/06/2022		1,000.00	0.00	(770.00)	0.00	6,320.00	0.00	0.00	0.00
SOL.COIN1 - Solana										
	04/01/2022	Purchase	4.14	1,000.00	0.00	0.00	1,000.00	0.00	0.00	0.00
	30/06/2022	Revaluation	0.00	0.00	(811.91)	0.00	188.09	0.00	0.00	0.00
	30/06/2022	Revaluation	0.00	0.00	3.50	0.00	191.59	0.00	0.00	0.00
	30/06/2022		4.14	1,000.00	(808.41)	0.00	191.59	0.00	0.00	0.00
TLS.AX - Telstra Corporation Limited.										
	01/07/2021	Opening Balance	800.00	0.00	0.00	0.00	3,008.00	0.00	0.00	0.00
	30/06/2022	Revaluation	0.00	0.00	72.00	0.00	3,080.00	0.00	0.00	0.00
	30/06/2022		800.00	0.00	72.00	0.00	3,080.00	0.00	0.00	0.00
URW.AX - Unibail-rodamco-westfield										
	14/09/2021	Purchase	1,500.00	8,269.95	0.00	0.00	8,269.95	0.00	0.00	0.00
	09/05/2022	Disposal	(1,500.00)	(8,269.95)	0.00	0.00	0.00	7,660.05	8,269.95	(609.90)
	30/06/2022		0.00	0.00	0.00	0.00	0.00	7,660.05	8,269.95	(609.90)
UWL.AX - Uniti Group Limited										
	14/07/2021	Purchase	2,000.00	6,799.95	0.00	0.00	6,799.95	0.00	0.00	0.00
	09/05/2022	Disposal	(1,000.00)	(3,399.97)	0.00	0.00	3,399.98	4,935.05	3,399.97	1,535.08
	30/06/2022	Revaluation	0.00	0.00	1,520.02	0.00	4,920.00	0.00	0.00	0.00
	30/06/2022		1,000.00	3,399.98	1,520.02	0.00	4,920.00	4,935.05	3,399.97	1,535.08
WDS.AX - Woodside Energy Group Ltd										
	01/06/2022	Purchase	126.00	3,749.76	0.00	0.00	3,749.76	0.00	0.00	0.00
	30/06/2022	Revaluation	0.00	0.00	262.08	0.00	4,011.84	0.00	0.00	0.00
	30/06/2022		126.00	3,749.76	262.08	0.00	4,011.84	0.00	0.00	0.00

Dr Sam Superannuation Fund
Market Movement Report



As at 30 June 2022

Investment	Date	Description	Unrealised				Realised			Total
			Units	Accounting Cost Movement	Market Movement	Depreciation	Balance	Consideration	Accounting Cost Base	
WLE.AX - Wam Leaders Limited										
	14/09/2021	Purchase	2,000.00	2,989.95	0.00	0.00	2,989.95	0.00	0.00	0.00
	30/06/2022	Revaluation	0.00	0.00	(69.95)	0.00	2,920.00	0.00	0.00	0.00
	30/06/2022		2,000.00	2,989.95	(69.95)	0.00	2,920.00	0.00	0.00	0.00
Total Market Movement					(64,583.03)				7,928.94	(56,654.09)

Dr Sam Superannuation Fund
CGT Register Report



As at 30 June 2022

Investment	Transaction Date	Contract Date	CGT Transaction Type	Units	Cost Base	Cost Base Adj Tax Def	Cost Base Adj Tax Free	Reduced Cost Base	Adjusted Cost Base	Net Other Capital Gain	Net Indexed Gain	Gross Discounted Gain	CGT Loss
Cryptocurrency													
BTC.COIN3 - Bitcoin													
	04/01/2022	04/01/2022	Purchase	0.03	2,000.00								
ETH.COIN2 - Ethereum													
	04/01/2022	04/01/2022	Purchase	0.37	2,000.00								
SOL.COIN1 - Solana													
	04/01/2022	04/01/2022	Purchase	4.14	1,000.00								
Shares in Listed Companies (Australian)													
29M.AX - 29metals Limited													
	17/08/2021	13/08/2021	Purchase	2,000.00	4,992.22								
APX.AX - Appen Limited													
	09/05/2022	04/05/2022	Disposal	(500.00)		0.00		7,737.89	7,737.89				(4,567.84)
ACL.AX - Australian Clinical Labs Limited													
	29/09/2021	27/09/2021	Purchase	2,000.00	9,349.95								
BST.AX - Best & Less Group Holdings Ltd													
	17/09/2021	15/09/2021	Purchase	2,000.00	6,682.79								
BHP.AX - BHP Group Limited													
	09/05/2022	05/05/2022	Purchase	700.00	33,317.93								
BBT.AX - Bluebet Holdings Ltd													
	30/08/2021	26/08/2021	Purchase	2,000.00	5,739.95								
	09/05/2022	04/05/2022	Disposal	(2,000.00)		0.00		5,739.95	5,739.95				(4,477.78)

Dr Sam Superannuation Fund CGT Register Report



As at 30 June 2022

Investment	Transaction Date	Contract Date	CGT Transaction Type	Units	Cost Base	Cost Base Adj Tax Def	Cost Base Adj Tax Free	Reduced Cost Base	Adjusted Cost Base	Net Other Capital Gain	Net Indexed Gain	Gross Discounted Gain	CGT Loss
Shares in Listed Companies (Australian)													
CXO.AX - Core Lithium Ltd													
	05/07/2021	01/07/2021	Purchase	20,000.00	4,819.95								
	29/09/2021	27/09/2021	Purchase	10,000.00	4,244.95								
	12/11/2021	10/11/2021	Purchase	10,000.00	6,269.95								
DUB.AX - Dubber Corporation Limited													
	30/08/2021	26/08/2021	Purchase	2,000.00	7,639.95								
EML.AX - EML Payments Limited													
	14/07/2021	12/07/2021	Purchase	2,000.00	7,519.95								
FMG.AX - Fortescue Metals Group Ltd													
	14/09/2021	10/09/2021	Disposal	(1,000.00)		0.00		9,589.95	9,589.95			8,390.10	
HPG.AX - Hipages Group Holdings Ltd													
	14/09/2021	10/09/2021	Purchase	2,000.00	8,384.66								
JHX.AX - James Hardie Industries Plc													
	09/05/2022	04/05/2022	Disposal	(250.00)		0.00		4,167.30	4,167.30			6,015.40	
KGN.AX - Kogan.com Ltd													
	30/08/2021	25/08/2021	Disposal	(1,000.00)		0.00		10,382.52	10,382.52	597.53			
LGP.AX - Little Green Pharma Ltd													
	09/05/2022	04/05/2022	Disposal	(4,000.00)		0.00		3,367.98	3,367.98				(1,807.93)

Dr Sam Superannuation Fund CGT Register Report



As at 30 June 2022

Investment	Transaction Date	Contract Date	CGT Transaction Type	Units	Cost Base	Cost Base Adj Tax Def	Cost Base Adj Tax Free	Reduced Cost Base	Adjusted Cost Base	Net Other Capital Gain	Net Indexed Gain	Gross Discounted Gain	CGT Loss
Shares in Listed Companies (Australian)													
MQG.AX - Macquarie Group Limited													
	09/05/2022	05/05/2022	Purchase	100.00	20,348.90								
NAB.AX - National Australia Bank Limited													
	09/05/2022	04/05/2022	Disposal	(500.00)		0.00		13,414.95	13,414.95			2,800.10	
PRU.AX - Perseus Mining Limited													
	29/12/2021	23/12/2021	Purchase	5,000.00	8,093.56								
URW.AX - Unibail-rodamco-westfield													
	14/09/2021	10/09/2021	Purchase	1,500.00	8,269.95								
	09/05/2022	05/05/2022	Disposal	(1,500.00)		0.00		8,269.95	8,269.95				(609.90)
UWL.AX - Unifi Group Limited													
	14/07/2021	12/07/2021	Purchase	2,000.00	6,799.95								
	09/05/2022	05/05/2022	Disposal	(1,000.00)		0.00		3,399.98	3,399.98	1,535.08			
WLE.AX - Wam Leaders Limited													
	14/09/2021	10/09/2021	Purchase	2,000.00	2,989.95								
WDS.AX - Woodside Energy Group Ltd													
	01/06/2022	01/06/2022	Purchase	126.00	3,749.76								
Units in Listed Unit Trusts (Australian)													
ASIA.AX - Betashares ASIA Technology Tigers Etf													
	30/06/2022	30/06/2022	DistributionIn							0.00	0.00	51.76	

Dr Sam Superannuation Fund
CGT Register Report



As at 30 June 2022

Investment	Transaction Date	Contract Date	CGT Transaction Type	Units	Cost Base	Cost Base Adj Tax Def	Cost Base Adj Tax Free	Reduced Cost Base	Adjusted Cost Base	Net Other Capital Gain	Net Indexed Gain	Gross Discounted Gain	CGT Loss
Units in Listed Unit Trusts (Australian)													
NDQ.AX - Betashares Nasdaq 100 Etf													
	12/11/2021	10/11/2021	Purchase	500.00	17,554.95								
	09/05/2022	04/05/2022	Disposal	(500.00)		0.00		17,554.95	17,554.95				(2,697.80)
	09/05/2022	04/05/2022	Disposal	(1,000.00)		0.00		26,962.32	26,962.32			2,751.98	

Dr Sam Superannuation Fund
Investment Income Report



As at 30 June 2022

Investment	Total Income	Franked	Unfranked	Interest/ Other	Franking Credits	Foreign Income	Foreign Credits * 1	Assessable Income	TFN Credits	Other Deductions	Distributed Capital Gains	Non- Assessable Payments
								(Excl. Capital Gains) * 2				
	10,355.95	9,230.95	738.55	32.26	3,956.13	302.43	23.84	14,284.16		0.00	51.76	0.00

Assessable Income (Excl. Capital Gains) **14,284.16**

Net Capital Gain **34.51**

Total Assessable Income 14,318.67

* 1 Includes foreign credits from foreign capital gains.

* 2 Assessable Income in the SMSF Annual Return will be different as capital gains and losses from disposals of assets have not been included.

For a breakdown of Distributed Capital Gains and Non-Assessable Payments refer to Distributions Reconciliation Report.

Dr Sam Superannuation Fund

Realised Capital Gains Report



For The Period 01 July 2021 - 30 June 2022

Investment		Accounting Treatment				Tax Treatment						
Purchase Contract Date	Disposal Contract Date	Units	Cost	Proceeds	Accounting Profit/(Loss)	Adjusted Cost Base	Reduced Cost Base	Indexed Cost Base	Indexed Gains	Discounted Gains (Gross)	Other Gains	Capital Loss
Shares in Listed Companies (Australian)												
APX.AX - Appen Limited												
23/04/2021	04/05/2022	500.00	7,737.89	3,170.05	(4,567.84)	7,737.89	7,737.89	0.00	0.00	0.00	0.00	(4,567.84)
		500.00	7,737.89	3,170.05	(4,567.84)	7,737.89	7,737.89	0.00	0.00	0.00	0.00	(4,567.84)
BBT.AX - Bluebet Holdings Ltd												
26/08/2021	04/05/2022	2,000.00	5,739.95	1,262.17	(4,477.78)	5,739.95	5,739.95	0.00	0.00	0.00	0.00	(4,477.78)
		2,000.00	5,739.95	1,262.17	(4,477.78)	5,739.95	5,739.95	0.00	0.00	0.00	0.00	(4,477.78)
FMG.AX - Fortescue Metals Group Ltd												
11/03/2020	10/09/2021	1,000.00	9,589.95	17,980.05	8,390.10	9,589.95	9,589.95	0.00	0.00	8,390.10	0.00	0.00
		1,000.00	9,589.95	17,980.05	8,390.10	9,589.95	9,589.95	0.00	0.00	8,390.10	0.00	0.00
JHX.AX - James Hardie Industries Plc												
23/03/2020	04/05/2022	250.00	4,167.30	10,182.69	6,015.40	4,167.30	4,167.30	0.00	0.00	6,015.40	0.00	0.00
		250.00	4,167.30	10,182.69	6,015.40	4,167.30	4,167.30	0.00	0.00	6,015.40	0.00	0.00
KGN.AX - Kogan.com Ltd												
28/04/2021	25/08/2021	1,000.00	10,382.52	10,980.05	597.53	10,382.52	10,382.52	0.00	0.00	0.00	597.53	0.00
		1,000.00	10,382.52	10,980.05	597.53	10,382.52	10,382.52	0.00	0.00	0.00	597.53	0.00
LGP.AX - Little Green Pharma Ltd												
25/06/2021	04/05/2022	4,000.00	3,367.98	1,560.05	(1,807.93)	3,367.98	3,367.98	0.00	0.00	0.00	0.00	(1,807.93)
		4,000.00	3,367.98	1,560.05	(1,807.93)	3,367.98	3,367.98	0.00	0.00	0.00	0.00	(1,807.93)
NAB.AX - National Australia Bank Limited												
08/04/2021	04/05/2022	500.00	13,414.95	16,215.05	2,800.10	13,414.95	13,414.95	0.00	0.00	2,800.10	0.00	0.00

Dr Sam Superannuation Fund
Realised Capital Gains Report



For The Period 01 July 2021 - 30 June 2022

Investment		Accounting Treatment				Tax Treatment						
Purchase Contract Date	Disposal Contract Date	Units	Cost	Proceeds	Accounting Profit/(Loss)	Adjusted Cost Base	Reduced Cost Base	Indexed Cost Base	Indexed Gains	Discounted Gains (Gross)	Other Gains	Capital Loss
Shares in Listed Companies (Australian)												
		500.00	13,414.95	16,215.05	2,800.10	13,414.95	13,414.95	0.00	0.00	2,800.10	0.00	0.00
URW.AX - Unibail-rodamco-westfield												
10/09/2021	05/05/2022	1,500.00	8,269.95	7,660.05	(609.90)	8,269.95	8,269.95	0.00	0.00	0.00	0.00	(609.90)
		1,500.00	8,269.95	7,660.05	(609.90)	8,269.95	8,269.95	0.00	0.00	0.00	0.00	(609.90)
UWL.AX - Uniti Group Limited												
12/07/2021	05/05/2022	1,000.00	3,399.98	4,935.05	1,535.08	3,399.98	3,399.98	0.00	0.00	0.00	1,535.08	0.00
		1,000.00	3,399.98	4,935.05	1,535.08	3,399.98	3,399.98	0.00	0.00	0.00	1,535.08	0.00
		11,750.00	66,070.47	73,945.21	7,874.76	66,070.47	66,070.47	0.00	0.00	17,205.60	2,132.61	(11,463.45)
Units in Listed Unit Trusts (Australian)												
ASIA.AX - Betashares ASIA Technology Tigers Etf												
		0.00	0.00	0.00	0.00	0.00	0.00	0.00	0.00	51.76	0.00	0.00
		0.00	0.00	0.00	0.00	0.00	0.00	0.00	0.00	51.76	0.00	0.00
NDQ.AX - Betashares Nasdaq 100 Etf												
10/11/2021	04/05/2022	500.00	17,554.95	14,857.15	(2,697.80)	17,554.95	17,554.95	0.00	0.00	0.00	0.00	(2,697.80)
10/11/2020	04/05/2022	1,000.00	26,962.32	29,714.30	2,751.98	26,962.32	26,962.32	0.00	0.00	2,751.98	0.00	0.00
		1,500.00	44,517.27	44,571.45	54.18	44,517.27	44,517.27	0.00	0.00	2,751.98	0.00	(2,697.80)
		1,500.00	44,517.27	44,571.45	54.18	44,517.27	44,517.27	0.00	0.00	2,803.74	0.00	(2,697.80)
		13,250.00	110,587.74	118,516.66	7,928.94	110,587.74	110,587.74	0.00	0.00	20,009.34	2,132.61	(14,161.25)

Dr Sam Superannuation Fund
Unrealised Capital Gains Report



As at 30 June 2022

Investment	Units	Cost	Tax Deferred /Depreciation	CGT Cost Base	Market Value	Projected Profit /Loss	Taxable Profit Indexation	Taxable Profit Discounted	Taxable Profit Notional
Cryptocurrency									
BTC.COIN3 - Bitcoin	0.05	2,990.00	0.00	2,990.00	1,356.4379	(1,633.56)	0.00	0.00	0.00
ETH.COIN2 - Ethereum	0.37	2,000.00	0.00	2,000.00	557.1175	(1,442.88)	0.00	0.00	0.00
SOL.COIN1 - Solana	4.14	1,000.00	0.00	1,000.00	191.5939	(808.41)	0.00	0.00	0.00
		5,990.00	0.00	5,990.00	2,105.1493	(3,884.85)	0.00	0.00	0.00
Shares in Listed Companies (Australian)									
29M.AX - 29metals Limited	2,000.00	4,992.22	0.00	4,992.22	3,470.0000	(1,522.22)	0.00	0.00	0.00
ACL.AX - Australian Clinical Labs Limited	2,000.00	9,349.95	0.00	9,349.95	9,180.0000	(169.95)	0.00	0.00	0.00
ANN.AX - Ansell Limited	500.00	14,401.75	0.00	14,401.75	11,120.0000	(3,281.75)	0.00	0.00	0.00
BHP.AX - BHP Group Limited	700.00	33,317.93	0.00	33,317.93	28,875.0000	(4,442.93)	0.00	0.00	0.00
BST.AX - Best & Less Group Holdings Ltd	2,000.00	6,682.79	0.00	6,682.79	4,460.0000	(2,222.79)	0.00	0.00	0.00
BVS.AX - Bravura Solutions Limited.	1,500.00	6,499.95	0.00	6,499.95	2,122.5000	(4,377.45)	0.00	0.00	0.00
COL.AX - Coles Group Limited.	1,500.00	25,469.76	0.00	25,469.76	26,715.0000	1,245.24	0.00	830.16	0.00
CXO.AX - Core Lithium Ltd	40,000.00	15,334.85	0.00	15,334.85	38,200.0000	22,865.15	0.00	0.00	0.00
DUB.AX - Dubber Corporation Limited	2,000.00	7,639.95	0.00	7,639.95	1,290.0000	(6,349.95)	0.00	0.00	0.00
EML.AX - EML Payments Limited	2,000.00	7,519.95	0.00	7,519.95	2,460.0000	(5,059.95)	0.00	0.00	0.00
HPG.AX - Hipages Group Holdings Ltd	2,000.00	8,384.66	0.00	8,384.66	1,980.0000	(6,404.66)	0.00	0.00	0.00
JHX.AX - James Hardie Industries Plc	250.00	4,167.30	0.00	4,167.30	7,942.5000	3,775.20	0.00	2,516.80	0.00
LGP.AX - Little Green Pharma Ltd	6,000.00	5,051.97	0.00	5,051.97	1,350.0000	(3,701.97)	0.00	0.00	0.00
LYC.AX - Lynas Rare Earths Limited	1,000.00	1,929.95	0.00	1,929.95	8,730.0000	6,800.05	0.00	4,533.37	0.00
MQG.AX - Macquarie Group Limited	100.00	20,348.90	0.00	20,348.90	16,451.0000	(3,897.90)	0.00	0.00	0.00
MSB.AX - Mesoblast Limited	2,000.00	4,339.95	0.00	4,339.95	1,220.0000	(3,119.95)	0.00	0.00	0.00

Dr Sam Superannuation Fund
Unrealised Capital Gains Report



As at 30 June 2022

Investment	Units	Cost	Tax Deferred /Depreciation	CGT Cost Base	Market Value	Projected Profit /Loss	Taxable Profit Indexation	Taxable Profit Discounted	Taxable Profit Notional
Shares in Listed Companies (Australian)									
NAB.AX - National Australia Bank Limited	500.00	10,614.95	0.00	10,614.95	13,695.0000	3,080.05	0.00	2,053.37	0.00
NCM.AX - Newcrest Mining Limited	500.00	15,684.32	0.00	15,684.32	10,445.0000	(5,239.32)	0.00	0.00	0.00
NIC.AX - Nickel Industries Limited	2,000.00	2,779.95	0.00	2,779.95	1,950.0000	(829.95)	0.00	0.00	0.00
PLL.AX - Piedmont Lithium Inc.	5,000.00	4,357.45	0.00	4,357.45	2,725.0000	(1,632.45)	0.00	0.00	0.00
PRU.AX - Perseus Mining Limited	5,000.00	8,093.56	0.00	8,093.56	7,925.0000	(168.56)	0.00	0.00	0.00
PWH.AX - Pwr Holdings Limited	1,000.00	6,294.95	0.00	6,294.95	6,320.0000	25.05	0.00	16.70	0.00
TLS.AX - Telstra Corporation Limited.	800.00	2,960.00	0.00	2,960.00	3,080.0000	120.00	0.00	80.00	0.00
UWL.AX - Uniti Group Limited	1,000.00	3,399.98	0.00	3,399.98	4,920.0000	1,520.02	0.00	0.00	0.00
WDS.AX - Woodside Energy Group Ltd	126.00	3,749.76	0.00	3,749.76	4,011.8400	262.08	0.00	0.00	0.00
WLE.AX - Wam Leaders Limited	2,000.00	2,989.95	0.00	2,989.95	2,920.0000	(69.95)	0.00	0.00	0.00
		236,356.70	0.00	236,356.70	223,557.8400	(12,798.86)	0.00	10,030.40	0.00
Units in Listed Unit Trusts (Australian)									
ASIA.AX - Betashares ASIA Technology Tigers Etf	1,000.00	10,769.95	(389.59)	11,159.54	7,500.0000	(3,659.54)	0.00	0.00	0.00
		10,769.95	(389.59)	11,159.54	7,500.0000	(3,659.54)	0.00	0.00	0.00
		253,116.65	(389.59)	253,506.24	233,162.9893	(20,343.25)	0.00	10,030.40	0.00

Memorandum of Resolutions of

Sarath Jayawardana and Luckmalie Jayawardana

ATF Dr Sam Superannuation Fund

FINANCIAL STATEMENTS OF SUPERANNUATION FUND:

It was resolved that the financial statements would be prepared as special purpose financial statements as, in the opinion of the trustee(s), the Superannuation Fund is a non-reporting entity and therefore is not required to comply with all Australian Accounting Standards.

It was further resolved that the financial statements and notes to the financial statements of the Superannuation Fund in respect of the year ended 30 June 2022 thereon be adopted.

TRUSTEE'S DECLARATION:

It was resolved that the trustee's declaration of the Superannuation Fund be signed.

ANNUAL RETURN:

Being satisfied that the Fund had complied with the requirements of the Superannuation Industry (Supervision) Act 1993 (SISA) and Regulations during the year ended 30 June 2022, it was resolved that the annual return be approved, signed and lodged with the Australian Taxation Office.

TRUST DEED:

It was resolved that the advice received from the Fund's legal adviser confirming that the fund's trust deed is consistent with all relevant superannuation and trust law.

INVESTMENT STRATEGY:

The allocation of the Fund's assets and the Fund's investment performance over the financial year were reviewed and found to be within the acceptable ranges outlined in the investment strategy. After considering the risk, rate of return, diversification and liquidity of the investments and the ability of the Fund to discharge its existing liabilities, it was resolved that the investment strategy continues to reflect the purposes and circumstances of the Fund and its members. Accordingly, no changes in the investment strategy were required.

INVESTMENT – PERSONAL USE:

It was confirmed that no investments or assets were used by the member(s) for personal purposes.

INSURANCE COVER:

The trustee(s) reviewed the current life and total and permanent disability insurance coverage on offer to the members and resolved that the current insurance arrangements were appropriate for the Fund.

ALLOCATION OF INCOME:

It was resolved that the income of the Fund would be allocated to the members based on their average daily balance (an alternative allocation basis may be percentage of opening balance).

INVESTMENT ACQUISITIONS:

It was resolved to ratify the investment acquisitions throughout the financial year ended 30 June 2022.

INVESTMENT DISPOSALS:

It was resolved to ratify the investment disposals throughout the financial year ended 30 June 2022.

AUDITORS:

It was resolved that

Super Audits Pty Ltd

of

PO Box 3376, RUNDLE MALL, South Australia 5000

act as auditors of the Fund for the next financial year.

Memorandum of Resolutions of Sarath Jayawardana and Luckmalie Jayawardana ATF Dr Sam Superannuation Fund

TAX AGENTS:

It was resolved that
Mora Wealth Accountants Pty Ltd
act as tax agents of the Fund for the next financial year.

TRUSTEE STATUS:

Each of the trustee(s) confirmed that they are qualified to act as trustee(s) of the Fund and that they are not disqualified persons as defined by s 120 of the SISA.

CONTRIBUTIONS RECEIVED:

It was resolved that the contributions during the year be allocated to members on the basis of the schedule provided by the principal Fund employer.

ACCEPTANCE OF ROLLOVERS:

The trustee has ensured that any rollover made to the Fund, meets the requirements of the Fund's deed and does not breach the superannuation laws in relation to:

1. making rollover between Funds; and,
2. breaching the Fund or the member investment strategy.

The trustee has reviewed the rollover and received advice that the rollover is in accordance with the Trust Deed and the rules of the Fund and the superannuation laws. As such the trustee has resolved to accept the rollover on behalf of the member.

PAYMENT OF BENEFITS:

The trustee has ensured that any payment of benefits made from the Fund, meets the requirements of the Fund's deed and does not breach the superannuation laws in relation to:

1. making payments to members; and,
2. breaching the Fund or the member investment strategy.

The trustee has reviewed the payment of the benefit and received advice that the transfer is in accordance with the Deed and the superannuation laws. As such the trustee has resolved to allow the payment of the benefits on behalf of the member.

CLOSURE:

Signed as a true record –

.....
Sarath Jayawardana
/ /

.....
Luckmalie Jayawardana
/ /

Dr Sam Superannuation Fund
Trial Balance



As at 30 June 2022

Last Year	Code	Account Name	Units	Debits \$	Credits \$
	23800	Distributions Received			
(389.58)	23800/ASIA.AX	Betashares ASIA Technology Tigers Etf			79.56
(1,201.00)	23800/NDQ.AX	Betashares Nasdaq 100 Etf			
	23900	Dividends Received			
	23900/ACL.AX	Australian Clinical Labs Limited			240.00
(400.05)	23900/ANN.AX	Ansell Limited			465.55
	23900/APX.AX	Appen Limited			50.00
	23900/BHP.AX	BHP Group Limited			3,749.76
	23900/BST.AX	Best & Less Group Holdings Ltd			220.00
(83.50)	23900/BVS.AX	Bravura Solutions Limited.			145.50
(495.00)	23900/COL.AX	Coles Group Limited.			915.00
(2,470.00)	23900/FMG.AX	Fortescue Metals Group Ltd			2,110.00
(449.72)	23900/JHX.AX	James Hardie Industries Plc			274.64
(150.00)	23900/NAB.AX	National Australia Bank Limited			1,270.00
(96.53)	23900/NCM.AX	Newcrest Mining Limited			328.19
	23900/NIC.AX	Nickel Industries Limited			80.00
	23900/PRU.AX	Perseus Mining Limited			22.50
	23900/PWH.AX	Pwr Holdings Limited			95.00
(330.00)	23900/SUL.AX	Super Retail Group Limited			
(128.00)	23900/TLS.AX	Telstra Corporation Limited			128.00
	23900/WLE.AX	Wam Leaders Limited			150.00
	24200	Contributions			
(32,263.80)	24200/JAYLUC00001A	(Contributions) Jayawardana, Luckmalie - Accumulation			28,533.89
(32,263.80)	24200/JAYSAR00001A	(Contributions) Jayawardana, Sarath - Accumulation			28,533.88
(33,727.01)	24700	Changes in Market Values of Investments		56,654.09	
	25000	Interest Received			
(9.35)	25000/CBA24067781	Commonwealth Direct Investment Account #7781			10.05
(3,208.77)	25000/CUS1061034	Q Bank Term Deposit			
(36.71)	25000/NAB457798075	NAB Cash Management #8075			22.20

Dr Sam Superannuation Fund

Trial Balance

As at 30 June 2022



Last Year	Code	Account Name	Units	Debits \$	Credits \$
935.00	30100	Accountancy Fees		990.00	
259.00	30400	ATO Supervisory Levy		259.00	
330.00	30700	Auditor's Remuneration		330.00	
	37500	Investment Expenses			
1,000.00	37500/6201454011	Investment Expenses			
	39000	Life Insurance Premiums			
505.80	39000/JAYLUC00001A	(Life Insurance Premiums) Jayawardana, Luckmalie - Accumulation		588.24	
3,031.80	39000/JAYSAR00001A	(Life Insurance Premiums) Jayawardana, Sarath - Accumulation		3,606.72	
5,995.56	48500	Income Tax Expense		5,227.18	
95,645.66	49000	Profit/Loss Allocation Account			231.51
	50010	Opening Balance			
(108,138.66)	50010/JAYLUC00001A	(Opening Balance) Jayawardana, Luckmalie - Accumulation			153,958.95
(146,942.30)	50010/JAYSAR00001A	(Opening Balance) Jayawardana, Sarath - Accumulation			196,767.67
	52420	Contributions			
(32,263.80)	52420/JAYLUC00001A	(Contributions) Jayawardana, Luckmalie - Accumulation			28,533.89
(32,263.80)	52420/JAYSAR00001A	(Contributions) Jayawardana, Sarath - Accumulation			28,533.88
	53100	Share of Profit/(Loss)			
(18,002.86)	53100/JAYLUC00001A	(Share of Profit/(Loss)) Jayawardana, Luckmalie - Accumulation		19,275.25	
(24,247.45)	53100/JAYSAR00001A	(Share of Profit/(Loss)) Jayawardana, Sarath - Accumulation		24,621.92	
	53330	Income Tax			
190.57	53330/JAYLUC00001A	(Income Tax) Jayawardana, Luckmalie - Accumulation		748.46	
(95.92)	53330/JAYSAR00001A	(Income Tax) Jayawardana, Sarath - Accumulation		527.77	
	53800	Contributions Tax			
3,750.00	53800/JAYLUC00001A	(Contributions Tax) Jayawardana, Luckmalie - Accumulation		3,965.46	
3,750.00	53800/JAYSAR00001A	(Contributions Tax) Jayawardana, Sarath - Accumulation		3,965.46	
	53920	Life Insurance Premiums			

Dr Sam Superannuation Fund
Trial Balance



As at 30 June 2022

Last Year	Code	Account Name	Units	Debits \$	Credits \$
505.80	53920/JAYLUC00001A	(Life Insurance Premiums) Jayawardana, Luckmalie - Accumulation		588.24	
3,031.80	53920/JAYSAR00001A	(Life Insurance Premiums) Jayawardana, Sarath - Accumulation		3,606.72	
	60400	Bank Accounts			
0.02	60400/CBA11583509	Commonwealth CDIA #3509		0.02	
18,993.07	60400/CBA24067781	Commonwealth Direct Investment Account #7781		52,403.62	
98,841.46	60400/NAB457798075	NAB Cash Management #8075		73,959.52	
	61800	Distributions Receivable			
389.58	61800/ASIA.AX	Betashares ASIA Technology Tigers Etf		79.56	
1,174.58	61800/NDQ.AX	Betashares Nasdaq 100 Etf			0.00
	70040	Cryptocurrency			
871.47	70040/BTC.COIN3	Bitcoin	0.0489	1,356.44	
	70040/ETH.COIN2	Ethereum	0.3712	557.12	
	70040/SOL.COIN1	Solana	4.1415	191.59	
	77600	Shares in Listed Companies (Australian)			
	77600/29M.AX	29metals Limited	2,000.0000	3,470.00	
	77600/ACL.AX	Australian Clinical Labs Limited	2,000.0000	9,180.00	
21,755.00	77600/ANN.AX	Ansell Limited	500.0000	11,120.00	
6,800.00	77600/APX.AX	Appen Limited	0.0000		0.00
	77600/BHP.AX	BHP Group Limited	700.0000	28,875.00	
	77600/BST.AX	Best & Less Group Holdings Ltd	2,000.0000	4,460.00	
5,265.00	77600/BVS.AX	Bravura Solutions Limited.	1,500.0000	2,122.50	
25,635.00	77600/COL.AX	Coles Group Limited.	1,500.0000	26,715.00	
	77600/CXO.AX	Core Lithium Ltd	40,000.0000	38,200.00	
	77600/DUB.AX	Dubber Corporation Limited	2,000.0000	1,290.00	
	77600/EML.AX	EML Payments Limited	2,000.0000	2,460.00	
23,340.00	77600/FMG.AX	Fortescue Metals Group Ltd	0.0000		0.00
	77600/HPG.AX	Hipages Group Holdings Ltd	2,000.0000	1,980.00	
22,635.00	77600/JHX.AX	James Hardie Industries Plc	250.0000	7,942.50	

Dr Sam Superannuation Fund
Trial Balance



As at 30 June 2022

Last Year	Code	Account Name	Units	Debits \$	Credits \$
11,580.00	77600/KGN.AX	Kogan.com Ltd	0.0000		0.00
8,800.00	77600/LGP.AX	Little Green Pharma Ltd	6,000.0000	1,350.00	
5,710.00	77600/LYC.AX	Lynas Rare Earths Limited	1,000.0000	8,730.00	
	77600/MQG.AX	Macquarie Group Limited	100.0000	16,451.00	
3,960.00	77600/MSB.AX	Mesoblast Limited	2,000.0000	1,220.00	
26,220.00	77600/NAB.AX	National Australia Bank Limited	500.0000	13,695.00	
12,640.00	77600/NCM.AX	Newcrest Mining Limited	500.0000	10,445.00	
1,980.00	77600/NIC.AX	Nickel Industries Limited	2,000.0000	1,950.00	
5,125.00	77600/PLL.AX	Piedmont Lithium Inc.	5,000.0000	2,725.00	
	77600/PRU.AX	Perseus Mining Limited	5,000.0000	7,925.00	
7,090.00	77600/PWH.AX	Pwr Holdings Limited	1,000.0000	6,320.00	
3,008.00	77600/TLS.AX	Telstra Corporation Limited.	800.0000	3,080.00	
	77600/UWL.AX	Uniti Group Limited	1,000.0000	4,920.00	
	77600/WDS.AX	Woodside Energy Group Ltd	126.0000	4,011.84	
	77600/WLE.AX	Wam Leaders Limited	2,000.0000	2,920.00	
	78200	Units in Listed Unit Trusts (Australian)			
12,040.00	78200/ASIA.AX	Betashares ASIA Technology Tigers Etf	1,000.0000	7,500.00	
32,110.00	78200/NDQ.AX	Betashares Nasdaq 100 Etf	0.0000		0.00
(3,828.56)	85000	Income Tax Payable/Refundable			9,110.60
(1,408.00)	86000	PAYG Payable			0.00
				484,560.22	484,560.22

Current Year Profit/(Loss): 4,995.67

T - TAX RETURN

SMSF Tax Return

2022

1 Jul 2021—30 Jun 2022

TFN Recorded

PART A ELECTRONIC LODGMENT DECLARATION (FORM P, T, F, SMSF OR EX)

This declaration is to be completed where the tax return is to be lodged via the Tax Office's electronic lodgment service (ELS). It is the responsibility of the taxpayer to retain this declaration for a period of five years after the declaration is made, penalties may apply for failure to do so.

Privacy

The ATO is authorised by the *Taxation Administration Act 1953* to request the provision of tax file numbers (TFNs). The ATO will use the TFNs to identify each partner or beneficiary or entity in our records. It is not an offence not to provide the TFNs. However, you cannot lodge your tax return electronically if you do not quote your TFN.

Taxation law authorises the ATO to collect information and to disclose it to other government agencies. For information about your privacy go to ato.gov.au/privacy

The Australian Business Register

The Commissioner of Taxation, as Registrar of the Australian Business Register, may use the ABN and business details which you provide on this tax return to maintain the integrity of the register.

Please refer to the privacy statement on the Australian Business Register (ABR) website (www.abr.gov.au) for further information – it outlines our commitment to safeguarding your details.

Electronic Funds Transfer – Direct Debit

Where you have requested an EFT direct debit some of your details will be provided to your financial institution and the Tax Office's sponsor bank to facilitate the payment of your taxation liability from your nominated account.

Tax File Number	Name of partnership, trust, fund or entity	Year
TFN Recorded	Dr Sam Superannuation Fund	2022

I authorise my tax agent to electronically transmit this tax return via the electronic lodgment service.

Important

Before making this declaration please check to ensure that all income has been disclosed and the tax return is true and correct in every detail. If you are in doubt about any aspect of the tax return, place all the facts before the Tax Office. The tax law provides heavy penalties for false or misleading statements on tax returns.

Declaration - I declare that:

- the information provided to my registered tax agent for the preparation of this tax return, including any applicable schedules is true and correct, and
- the agent is authorised to lodge this tax return.

Signature of partner, trustee or director	Date
---	------

PART B ELECTRONIC FUNDS TRANSFER CONSENT

This declaration is to be completed when an electronic funds transfer EFT of a refund is requested and the tax return is being lodged through the electronic lodgment service ELS.

This declaration must be signed by the taxpayer prior to the EFT details being transmitted to the Tax Office. If you elect for an EFT, all details below must be completed.

Important

Care should be taken when completing EFT details as the payment of any refund, including any family tax benefit, will be made to the account specified.

<u>Agent Ref No.</u>	<u>BSB Number</u>	<u>Account Number</u>	<u>Account Name</u>
24742602	086138	457798075	SG and LLK Jayawardana

I authorise the refund to be deposited directly to the account specified.

Signature	Date

PART D TAX AGENTS CERTIFICATE (SHARED FACILITIES USERS ONLY)

<u>Client Ref</u>	<u>Agent Ref No.</u>	<u>Contact Name</u>	<u>Contact No.</u>
JAYAS040	24742602	Mora Wealth Accountants Pty Ltd	0893091233

Declaration - I declare that:

- I have prepared this tax return and/or family tax benefit tax claim in accordance with the information supplied by the taxpayer
- I have received a declaration made by the taxpayer that the information provided to me for the preparation of this document is true and correct, and
- I am authorised by the taxpayer to lodge this tax return and any applicable schedules that are attached.

Agent's Signature	Date

Section A: Fund information

Period start 01/07/2021

Period end 30/06/2022

1 TAX FILE NUMBER TFN Recorded

2 NAME OF SELF-MANAGED SUPERANNUATION FUND (SMSF) Dr Sam Superannuation Fund

3 AUSTRALIAN BUSINESS NUMBER 58 162 524 053

4 CURRENT POSTAL ADDRESS

Address	Town/City	State	Postcode
PO Box 1792	Malaga	WA	6944

5 ANNUAL RETURN STATUS

Is this the first required return for a newly registered SMSF? No

6 SMSF AUDITOR

Title Mr

First name Anthony

Other name William

Family name Boys

Suffix

SMSF auditor number 100014140

Contact number 61-410712708

Auditor Address	Town/City	State	Postcode
PO Box 3376	RUNDLE MALL	SA	5000

Date audit was completed **A**

Was part A of the audit report qualified? **B** No

Was part B of the audit report qualified? **C** No

If Part B of the audit report was qualified, have the reported issues been rectified? **D**

7 ELECTRONIC FUNDS TRANSFER (EFT)

A. Fund's financial institution account details

BSB number 086138

Account number 457798075

Account name SG and LLK Jayawardana

I would like my tax refunds made to this account Yes

C. Electronic service address alias

8 STATUS OF SMSF

Australian superannuation fund? **A** Yes

Fund benefit structure **B** A

Does the fund trust deed allow acceptance of the Government's Super Co-contribution and Low Income Super Contribution? **C** Yes

9 WAS THE FUND WOUND UP DURING THE YEAR?

Date fund was wound up

Have all tax lodgment and payment obligations been met?

10 EXEMPT CURRENT PENSION INCOME

Did the fund pay retirement phase superannuation income stream benefits to one or more members in the income year? No

Exempt current pension income amount **A**Which method did you use to calculate your exempt current pension income? **B**Was an actuarial certificate obtained? **D**Did the fund have any other income that was assessable? **E**

Choosing 'No' means that you do not have any assessable income, including no-TFN quoted contributions. Go to Section C: Deductions and non-deductible expenses. **(Do not complete Section B: Income.)** If you are entitled to claim any tax offsets, you can list these at Section D: Income tax calculation statement.

Section B: Income**11 INCOME****Prior year losses brought forward**

Net Capital Losses from Collectables

Other Net Capital Losses \$110,184.00

Did you have a CGT event during the year? **G** YesHave you applied an exemption or rollover? **M** NoNet capital gain **A** \$0.00**Losses carried forward**

Net Capital Losses from Collectables

Other Net Capital Losses \$98,022.00

Gross rent and other leasing and hiring **B**Gross interest income **C** \$32.00

Tax file number amounts withheld from gross interest \$0.00

Forestry managed investment scheme income **X**Gross foreign income **D1** \$326.00Net foreign income **D** \$326.00Australian franking credits from a New Zealand company income **E**Transfers from foreign funds income **F** Number 0Gross payments where ABN not quoted **H**Gross distribution from partnerships income **I**Unfranked dividends **J** \$738.00

Franked dividend income amount		K	\$9,230.00
Franking credit		L	\$3,956.00
Tax file number amounts withheld from dividends			
Gross distribution from trusts income		M	
Assessable contributions	(R1 + R2 + R3 less R6)	R	\$52,872.00
Assessable employer contributions		R1	
Assessable personal contributions	\$26,436.50 + \$26,436.50	R2	\$52,872.00
No-TFN-quoted contributions		R3	\$0.00
The transfer of liability to a Life Insurance Company or Pooled Superannuation Trust		R6	
Gross payments foreign resident income			
Other income			
Total other income		S	
Assessable income due to a changed tax status of the fund		T	
Net non-arm's length income	(Subject to 47% tax rate U1 + U2 + U3)	U	
Net non-arm's length private company dividends		U1	
Net non-arm's length trust distributions		U2	
Net other non-arm's length income		U3	
Gross income		W	\$67,154.00
Exempt current pension income		Y	
Total assessable income		V	\$67,154.00

Section C: Deductions and non-deductible expenses

12 DEDUCTIONS

		Deductions		Non-Deductible Expenses
Interest expenses within Australia	A1		A2	
Interest expenses overseas	B1		B2	
Capital works expenditure	D1		D2	
Low value pool				
Capital allowance				
Other depreciation				
Decline in value of depreciating assets	E1		E2	
Insurance premiums – members	F1	\$4,194.00	F2	\$0.00
SMSF auditor fee	H1	\$330.00	H2	\$0.00
Investment expenses	I1		I2	
Management and administration expenses	J1	\$1,249.00	J2	\$0.00
Forestry managed investment scheme expense	U1		U2	
Other amounts	L1		L2	
Tax losses deducted	M1			
Totals	N	\$5,773.00	Y	\$0.00
Total SMSF expenses		(N + Y)	Z	\$5,773.00
Taxable income or loss		(TOTAL ASSESSABLE INCOME less TOTAL DEDUCTIONS)	O	\$61,381.00

Section D: Income tax calculation statement

13 CALCULATION STATEMENT

Taxable income		A	\$61,381.00
Tax on taxable income		T1	\$9,207.15
Tax on no-TFN-quoted contributions		J	\$0.00
Gross tax		B	\$9,207.15
Non-refundable non-carry forward tax offsets	(C1 + C2)	C	\$23.84
Foreign income tax offset		C1	\$23.84
Rebates and tax offsets		C2	
Subtotal	(B less C – cannot be less than zero)	T2	\$9,183.31

Non-refundable carry forward tax offsets	(D1 + D2 + D3 + D4)	D	\$0.00
Early stage venture capital limited partnership tax offset		D1	\$0.00
Early stage venture capital limited partnership tax offset carried forward from previous year		D2	\$0.00
Early stage investor tax offset		D3	\$0.00
Early stage investor tax offset carried forward from previous year		D4	\$0.00
Subtotal	(T2 less D – cannot be less than zero)	T3	\$9,183.31
REFUNDABLE TAX OFFSETS	(E1 + E2 + E3 + E4)	E	\$3,956.13
Complying fund's franking credits tax offset		E1	\$3,956.13
No-TFN tax offset		E2	
National rental affordability scheme tax offset		E3	
Exploration credit tax offset		E4	\$0.00
Tax Payable		T5	\$5,227.18
Section 102AAM interest charge		G	
Eligible credits	(H1 + H2 + H3 + H5 + H6 + H8)	H	\$0.00
Credit for interest on early payments – amount of interest		H1	
Credit for tax withheld – foreign resident withholding (excluding capital gains)		H2	
Credit for tax withheld – where ABN or TFN not quoted (non-individual)		H3	\$0.00
Credit for TFN amounts withheld from payments from closely held trusts		H5	\$0.00
Credit for interest on no-TFN tax offset		H6	
Credit for amounts withheld from foreign resident capital gains withholding		H8	\$0.00
Tax offset refunds (Remainder of refundable tax offsets)		I	\$0.00
PAYG instalments raised		K	
Supervisory levy		L	\$259.00
Supervisory levy adjustment for wound up funds		M	\$0.00
Supervisory levy adjustment for new funds		N	\$0.00
Amount payable		S	\$5,486.18

Section E: Losses

14 LOSSES

Tax losses carried forward to later income years		U	
Net capital losses carried forward to later income years		V	\$98,022.00

Section H: Assets and liabilities

15	ASSETS		
15a	Australian managed investments		
Listed trusts		A	\$7,500.00
Unlisted trusts		B	
Insurance policy		C	
Other managed investments		D	
15b	Australian direct investments		
Cash and term deposits	\$52,403.62 + \$73,959.52	E	\$126,364.00
Debt securities		F	
Loans		G	
Listed shares		H	\$223,558.00
Unlisted shares		I	
Limited recourse borrowing arrangements		J	
Australian residential real property		J1	
Australian non-residential real property		J2	
Overseas real property		J3	
Australian shares		J4	
Overseas shares		J5	
Other		J6	
Property Count		J7	
Non-residential real property		K	
Residential real property		L	
Collectables and personal use assets		M	
Other assets		O	\$80.00
15c	Other investments		
Crypto-Currency		N	\$2,105.00
15d	Overseas direct investments		
Overseas shares		P	
Overseas non-residential real property		Q	
Overseas residential real property		R	
Overseas managed investments		S	
Other overseas assets		T	
Total Australian and overseas assets		U	\$359,607.00
15e	In-house assets		
Did the fund have a loan to, lease to or investment in, related parties (known as in-house assets) at the end of the income year?		A	

15f Limited recourse borrowing arrangements

If the fund had an LRBA were the LRBA borrowings from a licensed financial institution?	A
Did the members or related parties of the fund use personal guarantees or other security for the LRBA?	B

16 LIABILITIES

Borrowings	V	
Borrowings for limited recourse borrowing arrangements	V1	
Permissible temporary borrowings	V2	
Other borrowings	V3	
Total member closing account balances		\$1,92,580.68 + \$1,57,915.43
Reserve accounts	X	
Other liabilities	Y	\$9,111.00
Total liabilities	Z	\$359,607.00

17 TAXATION OF FINANCIAL ARRANGEMENTS (TOFA)

Total TOFA gains	H
Total TOFA losses	I

Section J: Other information**FAMILY TRUST ELECTION STATUS**

Select the income year of the election	A
Family trust election revocation/variation code	B

INTERPOSED ENTITY ELECTION STATUS

Select the earliest income year elected	C
Interposed entity election revocation code	D

Section K : Declarations**PREFERRED TRUSTEE OR DIRECTOR CONTACT DETAILS**

Title	Doctor
First name	Sarath
Other name	Gunaseela
Family name	Jayawardana
Suffix	
Non-individual trustee name	
ABN of non-individual trustee	
Contact number	04 38975709
Email address	

TAX AGENT'S CONTACT DETAILS

Practice name	Mora Wealth Accountants Pty Ltd
Title	Mr
First name	Alex
Other name	
Family name	Mora
Suffix	
Contact number	08 93091233

HOURS TAKEN TO PREPARE AND COMPLETE THIS RETURN

Member 1 — Jayawardana, Luckmalie (TFN Recorded)

Account status		Open
Tax File Number		TFN Recorded
INDIVIDUAL NAME		
Title		Mrs
Given name		Luckmalie
Other given names		
Family name		Jayawardana
Suffix		
Date of birth		21 Oct 1961
Date of death		
CONTRIBUTIONS		
Opening account balance		\$153,958.95
Employer contributions		A
Principal Employer ABN		A1
Personal contributions	\$26,436.41 + \$2,097.48	B \$28,533.89
CGT small business retirement exemption		C
CGT small business 15 year exemption		D
Personal injury election		E
Spouse and child contributions		F
Other third party contributions		G
Proceeds from primary residence disposal		H
Receipt date		H1
Assessable foreign superannuation fund amount		I
Non-assessable foreign superannuation fund amount		J
Transfer from reserve: assessable amount		K
Transfer from reserve: non-assessable amount		L
Contributions from non-complying funds and previously non-complying funds		T
Any other contributions (including Super Co-contributions and Low Income Super Contributions)		M
Total Contributions		N \$28,533.89

OTHER TRANSACTIONS

Allocated earnings or losses	O	(\$24,577.41)
Inward rollovers and transfers	P	
Outward rollovers and transfers	Q	
TRIS Count		
Accumulation phase account balance	S1	\$157,915.43
Retirement phase account balance - Non CDBIS	S2	
Retirement phase account balance - CDBIS	S3	
Accumulation phase value	X1	
Retirement phase value	X2	
Outstanding Limited recourse borrowing arrangement	Y	
Lump Sum payment	R1	
Income stream payment	R2	
Closing account balance	S	\$157,915.43

Member 2 — Gunaseela Jayawardana, Sarath (TFN Recorded)

Account status		Open
Tax File Number		TFN Recorded
INDIVIDUAL NAME		
Title		Doctor
Given name		Sarath
Other given names		
Family name		Gunaseela Jayawardana
Suffix		
Date of birth		21 Oct 1956
Date of death		
CONTRIBUTIONS		
Opening account balance		\$196,767.67
Employer contributions		A
Principal Employer ABN		A1
Personal contributions	\$26,436.40 + \$2,097.48	B \$28,533.88
CGT small business retirement exemption		C
CGT small business 15 year exemption		D
Personal injury election		E
Spouse and child contributions		F
Other third party contributions		G
Proceeds from primary residence disposal		H
Receipt date		H1
Assessable foreign superannuation fund amount		I
Non-assessable foreign superannuation fund amount		J
Transfer from reserve: assessable amount		K
Transfer from reserve: non-assessable amount		L
Contributions from non-complying funds and previously non-complying funds		T
Any other contributions (including Super Co-contributions and Low Income Super Contributions)		M
Total Contributions		N \$28,533.88

OTHER TRANSACTIONS

Allocated earnings or losses	O	(\$32,720.87)
Inward rollovers and transfers	P	
Outward rollovers and transfers	Q	
TRIS Count		
Accumulation phase account balance	S1	\$192,580.68
Retirement phase account balance - Non CDBIS	S2	
Retirement phase account balance - CDBIS	S3	
Accumulation phase value	X1	
Retirement phase value	X2	
Outstanding Limited recourse borrowing arrangement	Y	
Lump Sum payment	R1	
Income stream payment	R2	
Closing account balance	S	\$192,580.68

Capital Gains Tax Schedule

1 CURRENT YEAR CAPITAL GAINS AND CAPITAL LOSSES		Capital gains	Capital losses
Shares in companies listed on an Australian securities exchange	A	\$19,338.00	K \$11,463.00
Other shares	B		L
Units in unit trusts listed on an Australian securities exchange	C	\$2,803.00	M \$2,697.00
Other units	D		N
Real estate situated in Australia	E		O
Other real estate	F		P
Amount of capital gains from a trust (including a managed fund)	G		
Collectables	H		Q
Other CGT assets and any other CGT events	I		R
Amount of capital gain previously deferred under transitional CGT relief for superannuation funds	S		
Total current year	J	\$22,141.00	A \$14,160.00
2 CAPITAL LOSSES			
Total current year capital losses applied			B \$14,160.00
Total prior year net capital losses applied			C \$7,981.00
Total capital losses transferred in applied (only for transfers involving a foreign bank branch or permanent establishment of a foreign financial entity)			D
Total capital losses applied			E \$22,141.00
3 UNAPPLIED NET CAPITAL LOSSES CARRIED FORWARD			
Net capital losses from collectables carried forward to later income years			A
Other net capital losses carried forward to later income years			B \$98,022.00
4 CGT DISCOUNT			
Total CGT discount applied			A
5 CGT CONCESSIONS FOR SMALL BUSINESS			
Small business active asset reduction			A
Small business retirement exemption			B
Small business rollover			C
Total small business concessions applied			D \$0.00
6 NET CAPITAL GAIN			A \$0.00
1J less 2E less 4A less 5D (cannot be less than zero). Amount will appear at label A, Net capital gain on your tax return			
7 EARNOUT ARRANGEMENTS			
Income year earnout right created			F
Amended net capital gain or capital losses carried forward			G

8 OTHER CGT INFORMATION REQUIRED (IF APPLICABLE)

Small business 15 year exemption – exempt capital gains	A
Capital gains disregarded by a foreign resident	B
Capital gains disregarded as a result of a scrip for scrip rollover	C
Capital gains disregarded as a result of an inter-company asset rollover	D
Capital gains disregarded by a demerging entity	E

Losses schedule

Part A Losses carried forward to the 2022–2023 income year

1 TAX LOSSES CARRIED FORWARD TO LATER INCOME YEARS		
2021–2022	B	
2020–2021	C	
2019–2020	D	
2018–2019	E	
2017–2018	F	
2016–2017 and earlier years	G	
Total	U	
2 NET CAPITAL LOSSES CARRIED FORWARD TO LATER INCOME YEARS		
2021–2022	H	
2020–2021	I	
2019–2020	J	
2018–2019	K	
2017–2018	L	
2016–2017 and earlier years	M	\$98,022.00
Total	V	\$98,022.00

Part B Ownership and same business test

1 WHETHER CONTINUITY OF MAJORITY OWNERSHIP TEST PASSED		
2021–2022	A	
2020–2021	B	
2019–2020	C	
2018–2019	D	
2017–2018	E	
2016–2017 and earlier years	F	
2 AMOUNT OF LOSSES DEDUCTED FOR WHICH THE CONTINUITY OF MAJORITY OWNERSHIP TEST IS NOT PASSED BUT THE BUSINESS CONTINUITY TEST IS SATISFIED – EXCLUDES FILM LOSSES		
Tax losses	G	
Net capital losses	H	
3 LOSSES CARRIED FORWARD FOR WHICH THE BUSINESS CONTINUITY TEST MUST BE SATISFIED BEFORE THEY CAN BE DEDUCTED IN LATER YEARS – EXCLUDES FILM LOSSES		
Tax losses	I	
Net capital losses	J	
4 DO CURRENT YEAR LOSS PROVISIONS APPLY?		
Is the company required to calculate its taxable income or tax loss for the year under Subdivision 165-B or its net capital gain or net capital loss for the year under Subdivision 165-CB of the <i>Income Tax Assessment Act 1997</i> (ITAA 1997)?	K	

Part C Unrealised losses

Has a changeover time occurred in relation to the company after 1.00pm by legal time in the Australian Capital Territory on 11 November 1999?	L
At the changeover time did the company satisfy the maximum net asset value test under section 152-15 of ITAA 1997?	M
If you selected No at M, has the company determined it had an unrealised net loss at the changeover time?	N
If you selected Yes at N, what was the amount of unrealised net loss calculated under section 165-115E of ITAA 1997?	O

Part D Life insurance companies

Complying superannuation class tax losses carried forward to later income years	P
Complying superannuation net capital losses carried forward to later income years	Q

Part E Controlled foreign company losses

Current year CFC losses	M
CFC losses deducted	N
CFC losses carried forward	O

Part F Tax losses reconciliation statement

Balance of tax losses brought forward from the prior income year	A	
ADD Uplift of tax losses of designated infrastructure project entities	B	
SUBTRACT Net forgiven amount of debt	C	
ADD Tax loss incurred (if any) during current year	D	
ADD Tax loss amount from conversion of excess franking offsets	E	
SUBTRACT Net exempt income	F	
SUBTRACT Tax losses forgone	G	
SUBTRACT Tax losses deducted	H	
SUBTRACT Tax losses transferred out under Subdivision 170-A (only for transfers involving a foreign bank branch or a PE of a foreign financial entity)	I	
Total tax losses carried forward to later income years	J	\$0.00

Worksheets

11 INCOME

C Gross interest income

Description	Tax Withheld	Interest
Imported from SF360	\$0.00	\$32.00
Total	\$0.00	\$32.00

D1 Gross foreign income

Description	Amount
Imported from SF360	\$326.00
Total	\$326.00

D Net foreign income

Description	Amount
Imported from SF360	\$326.00
Total	\$326.00

12 DEDUCTIONS

F INSURANCE PREMIUMS - MEMBERS

Description	Deductible	Non deductible
Imported from SF360	\$4,194.00	\$0.00
Total	\$4,194.00	\$0.00

H SMSF auditor fee

Description	Deductible	Non deductible
Imported from SF360	\$330.00	\$0.00
Total	\$330.00	\$0.00

J Management and administration expenses

Description	Deductible	Non deductible
Imported from SF360	\$1,249.00	\$0.00
Total	\$1,249.00	\$0.00

13 CALCULATION STATEMENT**D1** Early stage venture capital limited partnership tax offset

Description	Amount
Imported from SF360	\$0.00
Total	\$0.00

D2 Early stage venture capital limited partnership tax offset carried forward from previous year

Description	Amount
Imported from SF360	\$0.00
Total	\$0.00

D3 Early stage investor tax offset

Description	Amount
Imported from SF360	\$0.00
Total	\$0.00

D4 Early stage investor tax offset carried forward from previous year

Description	Amount
Imported from SF360	\$0.00
Total	\$0.00

H5 Credit for TFN amounts withheld from payments from closely held trusts

Description	Amount
Imported from SF360	\$0.00
Total	\$0.00

H8 Credit for amounts withheld from foreign resident capital gains withholding

Description	Amount
Imported from SF360	\$0.00
Total	\$0.00

15 ASSETS**15a** AUSTRALIAN MANAGED INVESTMENTS**A** Listed trusts

Description	Amount
Imported from SF360	\$7,500.00
Total	\$7,500.00

15b AUSTRALIAN DIRECT INVESTMENTS**E** Cash and term deposits

Description	Amount
Imported from SF360	\$126,364.00
Total	\$126,364.00

H Listed shares

Description	Amount
Imported from SF360	\$223,558.00
Total	\$223,558.00

 O Other assets

Description	Amount
Imported from SF360	\$80.00
Total	\$80.00

 15c OTHER INVESTMENTS **N** Crypto-currency

Description	Amount
Imported from SF360	\$2,105.00
Total	\$2,105.00

 16 LIABILITIES **Y** Other liabilities

Description	Amount
Imported from SF360	\$9,111.00
Total	\$9,111.00

W - WORKING PAPER

Dr Sam Superannuation Fund
Distribution Reconciliation Report



For The Period 01 July 2021 - 30 June 2022

Date	Non Primary Production Income (A) * ₁				Distributed Capital Gains (B) * ₂					Foreign Income * ₃		Non-Assessable				Taxable Income
	Payment Received	Franked	Unfranked	Interest/ Other	Franking Credits	Discounted (After Discount)	Rate * ₅	CGT Concession	Indexed	Other	Foreign Income	Foreign Credits	Tax Exempt	Tax Free	Tax Deferred / AMIT * ₆	
Units in Listed Unit Trusts (Australian)																
ASIA.AX Betashares ASIA Technology Tigers Etf																
30/06/2022	79.56			0.01		25.88	1	25.88			27.79	23.84			0.00	77.52
	79.56			0.01		25.88		25.88			27.79	23.84			0.00	77.52
<i>Net Cash Distribution:</i>	79.56															
	79.56			0.01		25.88		25.88			27.79	23.84			0.00	77.52

Dr Sam Superannuation Fund Distribution Reconciliation Report



For The Period 01 July 2021 - 30 June 2022

Date	Non Primary Production Income (A) * ₁				Distributed Capital Gains (B) * ₂				Foreign Income * ₃		Non-Assessable				Taxable Income	
	Payment Received	Franked	Unfranked	Interest/ Other	Franking Credits	Discounted (After Discount)	Rate * ₅	CGT Concession	Indexed	Other	Foreign Income	Foreign Credits	Tax Exempt	Tax Free		Tax Deferred / AMIT * ₆
TOTAL	79.56			0.01		25.88		25.88			27.79	23.84			0.00	77.52

Total Distributed Gains

Discount Rate	Discounted	Gross
Superfund 1/3	0.00	0.00
Individual 50%(I)	25.88	51.76
Total	25.88	51.76

*₁ Summary of Non Primary Production Income (A)

Tax Label	Franked	Unfranked	Interest/Other	Less Other Deduction	Income Before Credits * ₇	Franking Credits	Total Including Credits
11M Gross trust distributions			0.01		0.01		0.01

*₂ Forms part of the Net Capital Gains calculation for Tax Label 11A.

*₃ Forms part of the Foreign Credits calculation for Tax Label 11D, D1, 13C1.

*₄ Taxable Income is designed to match Tax Statement provided by Fund Manager.

Taxable Income in the SMSF Annual Return will be different due to application of Capital Losses in Net Capital Gain calculation and application of different discount method.

*₅ This is the discount rate selected for the transaction. "S" being Super Funds at 1/3 and "I" being Individual at 50%.

*₆ AMIT cost base net increase is reflected as negative amount i.e. negative tax deferred and AMIT cost base net decrease is reflected as positive amount i.e. positive tax deferred.

*₇ Sum of Income Before Credits reconciles with Taxable Trust Distributions in Statement of Taxable Income.

^ Variance between Payment Received and Net Cash Distribution.

Dr Sam Superannuation Fund Investment Income Comparison Report



As at 30 June 2022

Investment	Ledger Data			ASX & UUT Data							
	Transaction Date	Income Amount	Franking Credit	Date Payable	Ex Div/Dist Date	Units On Hand	45 Day Qualified	Amount per share/unit	Estimated Income	Estimated Franking*	
Reconciled											
Shares in Listed Companies (Australian)											
ACL.AX	Australian Clinical Labs Limited	21/04/2022	240.00	102.86	21/04/2022	25/03/2022	2,000.00	2,000.00	0.1200	240.00	102.86
ANN.AX	Ansell Limited	16/09/2021	297.20	0.00	16/09/2021	30/08/2021	500.00	500.00	0.5944	297.20	0.00
ANN.AX	Ansell Limited	09/03/2022	168.35	0.00	09/03/2022	21/02/2022	500.00	500.00	0.3367	168.35	0.00
APX.AX	Appen Limited	24/09/2021	22.50	4.82	24/09/2021	31/08/2021	500.00	500.00	0.0450	22.50	4.82
APX.AX	Appen Limited	18/03/2022	27.50	5.89	18/03/2022	01/03/2022	500.00	500.00	0.0550	27.50	5.89
BST.AX	Best & Less Group Holdings Ltd	31/03/2022	220.00	94.29	31/03/2022	14/03/2022	2,000.00	2,000.00	0.1100	220.00	94.29
BVS.AX	Bravura Solutions Limited.	29/09/2021	90.00	0.00	29/09/2021	03/09/2021	1,500.00	1,500.00	0.0600	90.00	0.00
BVS.AX	Bravura Solutions Limited.	25/03/2022	55.50	0.00	25/03/2022	02/03/2022	1,500.00	1,500.00	0.0370	55.50	0.00
COL.AX	Coles Group Limited.	28/09/2021	420.00	180.00	28/09/2021	26/08/2021	1,500.00	1,500.00	0.2800	420.00	180.00
COL.AX	Coles Group Limited.	31/03/2022	495.00	212.14	31/03/2022	03/03/2022	1,500.00	1,500.00	0.3300	495.00	212.14
FMG.AX	Fortescue Metals Group Ltd	30/09/2021	2,110.00	904.29	30/09/2021	06/09/2021	1,000.00	1,000.00	2.1100	2,110.00	904.28
JHX.AX	James Hardie Industries Plc	17/12/2021	274.64		17/12/2021	18/11/2021	500.00	500.00	0.5493	274.64	0.00
NAB.AX	National Australia Bank Limited	02/07/2021	600.00	257.14	02/07/2021	13/05/2021	1,000.00	1,000.00	0.6000	600.00	257.14
NAB.AX	National Australia Bank Limited	15/12/2021	670.00	287.14	15/12/2021	15/11/2021	1,000.00	1,000.00	0.6700	670.00	287.14
NCM.AX	Newcrest Mining Limited	30/09/2021	275.98	118.28	30/09/2021	26/08/2021	500.00	500.00	0.5520	275.98	118.28
NCM.AX	Newcrest Mining Limited	31/03/2022	52.21	22.38	31/03/2022	25/02/2022	500.00	500.00	0.1044	52.21	22.38
NIC.AX	Nickel Industries Limited	10/09/2021	40.00	0.00	10/09/2021	01/09/2021	2,000.00	2,000.00	0.0200	40.00	0.00
NIC.AX	Nickel Industries Limited	10/02/2022	40.00	0.00	10/02/2022	02/02/2022	2,000.00	2,000.00	0.0200	40.00	0.00
PWH.AX	Pwr Holdings Limited	24/09/2021	60.00	25.71	24/09/2021	16/09/2021	1,000.00	1,000.00	0.0600	60.00	25.71
PWH.AX	Pwr Holdings Limited	25/03/2022	35.00	15.00	25/03/2022	17/03/2022	1,000.00	1,000.00	0.0350	35.00	15.00

Dr Sam Superannuation Fund Investment Income Comparison Report



As at 30 June 2022

Investment	Ledger Data				ASX & UUT Data						
	Transaction Date	Income Amount	Franking Credit	Date Payable	Ex Div/Dist Date	Units On Hand	45 Day Qualified	Amount per share/unit	Estimated Income	Estimated Franking*	
TLS.AX	Telstra Corporation Limited.	23/09/2021	64.00	27.43	23/09/2021	25/08/2021	800.00	800.00	0.0800	64.00	27.43
TLS.AX	Telstra Corporation Limited.	01/04/2022	64.00	27.43	01/04/2022	02/03/2022	800.00	800.00	0.0800	64.00	27.43
WLE.AX	Wam Leaders Limited	29/10/2021	70.00	30.00	29/10/2021	18/10/2021	2,000.00	2,000.00	0.0350	70.00	30.00
WLE.AX	Wam Leaders Limited	29/04/2022	80.00	34.29	29/04/2022	13/04/2022	2,000.00	2,000.00	0.0400	80.00	34.29
			6,471.88	2,349.09					6.9238	6,471.88	2,349.08
Units in Listed Unit Trusts (Australian)											
ASIA.AX	Betashares ASIA Technology Tigers Etf	30/06/2022	79.56								
ASIA.AX	Betashares ASIA Technology Tigers Etf				18/07/2022	01/07/2022	1,000.00	1,000.00	0.0796	79.56	0.00
NDQ.AX	Betashares Nasdaq 100 Etf				19/01/2022	04/01/2022	1,500.00	1,500.00	0.0000	0.00	
			79.56						0.0796	79.56	0.00
Unreconciled											
Shares in Listed Companies (Australian)											
BHP.AX	BHP Group Limited	01/06/2022	3,749.76	1,607.04							
PRU.AX	Perseus Mining Limited	07/04/2022	22.50		07/04/2022	07/03/2022	5,000.00	5,000.00	0.0081	40.50	0.00
			3,772.26	1,607.04					0.0081	40.50	0.00
			10,323.70	3,956.13					7.0114	6,591.94	2,349.08

*Franking credit is estimated using 45 day qualified units. The estimation might not be accurate for preference shares and hedging arrangements.

^Cancelled dividend

$$\text{\$6,471.88} + \text{\$3,772.76} = \text{\$10,244.14}$$

Dr Sam Superannuation Fund

Contributions Breakdown Report



For The Period 01 July 2021 - 30 June 2022

Summary

Member	D.O.B	Age (at 30/06/2021)	Total Super Balance (at 30/06/2021) *1	Concessional	Non-Concessional	Other	Reserves	Total
Jayawardana, Luckmalie	Provided	59	153,958.95	26,436.41	2,097.48	0.00	0.00	28,533.89
Jayawardana, Sarath	Provided	64	196,767.67	26,436.40	2,097.48	0.00	0.00	28,533.88
All Members				52,872.81	4,194.96	0.00	0.00	57,067.77

*1 TSB can include information external to current fund's transaction records. The amount is per individual across all funds.

Contribution Caps

Member	Contribution Type	Contributions	Cap	Current Position
Jayawardana, Luckmalie	Concessional (5 year carry forward cap available)	26,436.41	67,500.00	41,063.59 Below Cap
	Non-Concessional	2,097.48	110,000.00	107,902.52 Below Cap
Jayawardana, Sarath	Concessional (5 year carry forward cap available)	26,436.40	64,580.00	38,143.60 Below Cap
	Non-Concessional	2,097.48	110,000.00	107,902.52 Below Cap

Carry Forward Unused Concessional Contribution Cap

Member	2017	2018	2019	2020	2021	2022	Current Position
Jayawardana, Luckmalie							
Concessional Contribution Cap	35,000.00	25,000.00	25,000.00	25,000.00	25,000.00	27,500.00	
Concessional Contribution	29,530.00	0.00	10,000.00	0.00	25,000.00	26,436.41	
Unused Concessional Contribution	0.00	0.00	15,000.00	25,000.00	0.00	1,063.59	
Cumulative Carry Forward Unused	N/A	N/A	0.00	15,000.00	40,000.00	40,000.00	
Maximum Cap Available	35,000.00	25,000.00	25,000.00	40,000.00	65,000.00	67,500.00	41,063.59 Below Cap
Total Super Balance	0.00	94,913.45	92,671.09	103,277.17	108,138.66	153,958.95	

Jayawardana, Sarath

Concessional Contribution Cap	35,000.00	25,000.00	25,000.00	25,000.00	25,000.00	27,500.00	
Concessional Contribution	30,000.00	0.00	10,000.00	2,920.00	25,000.00	26,436.40	
Unused Concessional Contribution	0.00	0.00	15,000.00	22,080.00	0.00	1,063.60	
Cumulative Carry Forward Unused	N/A	N/A	0.00	15,000.00	37,080.00	37,080.00	
Maximum Cap Available	35,000.00	25,000.00	25,000.00	40,000.00	62,080.00	64,580.00	38,143.60 Below Cap
Total Super Balance	0.00	127,818.23	125,279.30	137,949.88	146,942.30	196,767.67	

NCC Bring Forward Caps

Member	Bring Forward Cap	2019	2020	2021	2022	Total	Current Position
Jayawardana, Luckmalie	N/A	0.00	0.00	7,263.80	2,097.48	N/A	Bring Forward Not Triggered
Jayawardana, Sarath	N/A	1,320.00	0.00	7,263.80	2,097.48	N/A	Bring Forward Not Triggered

Jayawardana, Luckmalie

Date	Transaction Description	Ledger Data				SuperStream Data					
		Contribution Type	Concessional	Non-Concession	Other	Reserves	Contribution	Employer	Concessional	Non-Concess	Other
27/06/2022	Sarath Jayawardana Super To Pay super [Internet Transfer 996302764415] [Direct Debit 062934 COMMSEC SECURITI COMMSEC] [Sarath Jayawardana Dr Sam Super] [To record Personal concessional contributions for the year 2021-22]	Personal - Concessional	26,436.41								
30/06/2022	Life Insurance Premiums recorded through non-concessional contributions for the year 2021-22.	Personal - Non-Concessional		2,097.48							

Total - Jayawardana, Luckmalie

26,436.41 2,097.48 0.00 0.00

0.00 0.00 0.00

Jayawardana, Sarath

Date	Transaction Description	Ledger Data				SuperStream Data					
		Contribution Type	Concessional	Non-Concession	Other	Reserves	Contribution	Employer	Concessional	Non-Concess	Other
27/06/2022	Sarath Jayawardana Super To Pay super [Internet Transfer 996302764415] [Direct Debit 062934 COMMSEC SECURITI COMMSEC] [Sarath Jayawardana Dr Sam Super] [To record Personal concessional contributions for the year 2021-22]	Personal - Concessional	26,436.40								
30/06/2022	Life Insurance Premiums recorded through non-concessional contributions for the year 2021-22.	Personal - Non-Concessional		2,097.48							
Total - Jayawardana, Sarath			<u>26,436.40</u>	<u>2,097.48</u>	<u>0.00</u>	<u>0.00</u>			<u>0.00</u>	<u>0.00</u>	<u>0.00</u>

Total for All Members

52,872.81 4,194.96 0.00 0.00

Dr Sam Superannuation Fund
General Ledger



As at 30 June 2022

Transaction Date	Description	Units	Debit	Credit	Balance \$
Interest Received (25000)					
<u>Commonwealth Direct Investment Account #7781 (CBA24067781)</u>					
01/07/2021	Credit Interest			0.91	0.91 CR
01/08/2021	Credit Interest			0.29	1.20 CR
01/09/2021	Credit Interest			0.20	1.40 CR
01/10/2021	Credit Interest			0.90	2.30 CR
01/11/2021	Credit Interest			0.89	3.19 CR
01/12/2021	Credit Interest			0.32	3.51 CR
01/01/2022	Credit Interest			0.43	3.94 CR
01/02/2022	Credit Interest			0.66	4.60 CR
01/03/2022	Credit Interest			0.58	5.18 CR
01/04/2022	Credit Interest			0.65	5.83 CR
01/05/2022	Credit Interest			0.67	6.50 CR
01/06/2022	Credit Interest			3.55	10.05 CR
				10.05	10.05 CR
<u>NAB Cash Management #8075 (NAB457798075)</u>					
30/07/2021	Interest			4.06	4.06 CR
31/08/2021	Interest			3.95	8.01 CR
30/09/2021	Interest			2.70	10.71 CR
29/10/2021	Interest			2.08	12.79 CR
30/11/2021	Interest			2.16	14.95 CR
31/12/2021	Interest			1.60	16.55 CR
31/01/2022	Interest			0.89	17.44 CR
28/02/2022	Interest			0.80	18.24 CR
31/03/2022	Interest			0.89	19.13 CR
29/04/2022	Interest			0.83	19.96 CR
31/05/2022	Interest			0.92	20.88 CR
30/06/2022	Interest			1.32	22.20 CR
				22.20	22.20 CR

Total Debits: 0.00
Total Credits: 32.25

Dr Sam Superannuation Fund
General Ledger



As at 30 June 2022

Transaction Date	Description	Units	Debit	Credit	Balance \$
Accountancy Fees (30100)					
<u>Accountancy Fees (30100)</u>					
29/07/2021	Internet Transfer Moreawealth 4550		990.00		990.00 DR
			990.00		990.00 DR
ATO Supervisory Levy (30400)					
<u>ATO Supervisory Levy (30400)</u>					
29/07/2021	Internet Bpay Tax Office Payments 551000447609018921		259.00		259.00 DR
			259.00		259.00 DR
Auditor's Remuneration (30700)					
<u>Auditor's Remuneration (30700)</u>					
29/07/2021	Internet Transfer Moreawealth 4550		330.00		330.00 DR
			330.00		330.00 DR
Life Insurance Premiums (39000)					
<u>(Life Insurance Premiums) Jayawardana, Luckmalie - Accumulation (JAYLUC00001A)</u>					
30/06/2022	Life Insurance Premiums recorded through non-concessional contributions for the year 2021-22.		588.24		588.24 DR
			588.24		588.24 DR
<u>(Life Insurance Premiums) Jayawardana, Sarath - Accumulation (JAYSAR00001A)</u>					
30/06/2022	Life Insurance Premiums recorded through non-concessional contributions for the year 2021-22.		3,606.72		3,606.72 DR
			3,606.72		3,606.72 DR
Total Debits:	5,773.96				
Total Credits:	0.00				

Dr Sam Superannuation Fund
General Ledger



As at 30 June 2022

Transaction Date	Description	Units	Debit	Credit	Balance \$
Income Tax Payable/Refundable (85000)					
Income Tax Payable/Refundable (85000)					
01/07/2021	Opening Balance				3,828.56 CR
29/07/2021	Internet Bpay Tax Office Payments 551000447609018921			54.86	3,883.42 CR
30/06/2022	Create Entries - Franking Credits Adjustment - 30/06/2022		3,956.13		72.71 DR
30/06/2022	Create Entries - Foreign Credits Adjustment - 30/06/2022		23.84		96.55 DR
30/06/2022	Create Entries - Income Tax Expense - 30/06/2022			9,207.15	9,110.60 CR
			3,979.97	9,262.01	9,110.60 CR
PAYG Payable (86000)					
PAYG Payable (86000)					
01/07/2021	Opening Balance				1,408.00 CR
13/12/2021	Internet Bpay Tax Office Payments 001581625240530560		1,408.00		0.00 DR
			1,408.00		0.00 DR
Total Debits:			5,387.97		
Total Credits:				9,262.01	

S - SOURCE DOCUMENTS



BetaShares

Exchange Traded Funds

Responsible Entity: BetaShares Capital Ltd
ABN 78 139 566 868 | AFSL 341181
ARSN 626 788 967

All Registry communications to:
C/- Link Market Services Limited
Locked Bag A14, Sydney South, NSW, 1235
Telephone: +61 1300 420 094
ASX Code: ASIA
Email: betashares@linkmarketservices.com.au
Website: www.linkmarketservices.com.au



052 595544

DR SARATH JAYAWARDANA &
MRS LUCKMALIE JAYAWARDANA
<DR SAM SF A/C>
PO BOX 11
PARKWOOD WA 6147

Distribution Advice

Payment date: 18 July 2022
Record date: 4 July 2022
Reference no.: X*****0688
TFN/ABN RECEIVED AND RECORDED

Dear Unitholder,

BETASHARES ASIA TECHNOLOGY TIGERS ETF

Distribution statement for the period ended 30 June 2022

A distribution payment has been made in respect of your units as at the record date. The final details of the distribution components (including any non-assessable amounts) is advised in the Attribution Managed Investment Trust Member Annual (AMMA) Statement for the year ended 30 June 2022.

Visit our investor website at www.linkmarketservices.com.au where you can view and change your details, including electing to receive distribution notifications by email going forward.

Class Description	Rate per Unit	Participating Units	Gross Amount
Ordinary Units	7.956006 cents	1,000	\$79.56
		Net Amount:	\$79.56

PAYMENT REMITTED TO:

COMMONWEALTH BANK OF AUSTRALIA
1 HARBOUR ST SHOP C4 DARLING W
SYDNEY NSW 2000
Account Name: DR SARATH GUNASEELA JAYAWARDANA
BSB: 067-167 ACC: ****7781
Direct Credit Reference No.: 001279160925

This statement contains important information; Please retain this statement for taxation purposes as a charge may be levied for replacement.



BetaShares

Exchange Traded Funds

Responsible Entity: BetaShares Capital Ltd
ABN 78 139 566 868 | AFSL 341181
ARSN 626 788 967

All Registry communications to:
C/- Link Market Services Limited
Locked Bag A14, Sydney South, NSW, 1235
Telephone: +61 1300 420 094
ASX Code: ASIA
Email: betashares@linkmarketservices.com.au
Website: www.linkmarketservices.com.au



052 531095

DR SARATH JAYAWARDANA &
MRS LUCKMALIE JAYAWARDANA
<DR SAM SF A/C>
PO BOX 11
PARKWOOD WA 6147

Date: 31 July 2022
Reference No.: X*****0688

BETASHARES ASIA TECHNOLOGY TIGERS ETF Attribution Managed Investment Trust Member Annual Statement for the year ended 30 June 2022

Part A : Summary of 2022 tax return (supplementary section) items for a resident individual

Tax return (supplementary section)	Amount	Tax return label
Share of net income from trusts, less net capital gains, foreign income and franked distributions	\$0.01	13U
Franked distribution from trusts	\$0.00	13C
Share of franking credits from franked dividends	\$0.00	13Q
Share of credit for tax file number amounts withheld from interest, dividends and unit trust	\$0.00	13R
Share of credit for foreign resident withholding amounts (excluding capital gains)	\$0.00	13A
Net capital gain	\$25.88	18A
Total current year capital gains	\$51.76	18H
CFC Income	\$0.00	19K
Assessable foreign source income	\$51.63	20E
Other net foreign source income	\$51.63	20M
Australian franking credits from a New Zealand franking company	\$0.00	20F
Foreign income tax offset *	\$23.84	20O

*To work out your foreign income tax offset (FITO) entitlement, see the '20 Foreign source income and foreign assets or property' section of the instructions for the 2022 Tax Return for Individuals (Supplementary Section) or the Guide to foreign tax offset rules 2022.

Capital gains tax information - Additional information for item 18

	Amount	
Capital gains - Discounted method	\$51.76	(grossed up amount)
Capital gains - Other method	\$0.00	
Total current year capital gains	\$51.76	

Part B: Components of attribution	Tax paid or franking credit gross up	Attributable amount
Australian Income		
Interest (subject to non - resident withholding tax)		\$0.00
Interest (not subject to non - resident withholding tax)		\$0.00
Dividends - unfranked amount declared to be CFI		\$0.00
Dividends - unfranked amount not declared to be CFI		\$0.00
Other assessable Australian income (Other)		\$0.01
Other assessable Australian income (NCMI)		\$0.00
Other assessable Australian income (Excluded from NCMI)		\$0.00
Other assessable Australian income (CBMI)		\$0.00
Non-primary production income		\$0.01
Dividends - Franked amount (Franked distributions)	\$0.00	\$0.00
Capital Gains		
Capital gains – Discounted method TAP (Other)		\$0.00
Capital gains – Discounted method TAP (NCMI)		\$0.00
Capital gains – Discounted method TAP (Excluded from NCMI)		\$0.00
Capital gains – Discounted method TAP (CBMI)		\$0.00
Capital gains - Discounted method NTAP		\$25.88
Taxable foreign capital gains - Discounted method	\$0.00	\$0.00
Capital gains – Other method TAP (Other)		\$0.00
Capital gains – Other method TAP (NCMI)		\$0.00
Capital gains – Other method TAP (Excluded from NCMI)		\$0.00
Capital gains – Other method TAP (CBMI)		\$0.00
Capital gains - Other method NTAP		\$0.00
Taxable foreign capital gains - Other method	\$0.00	\$0.00
Net capital gains	\$0.00	\$25.88
AMIT CGT gross up amount		\$25.88
Other capital gains distribution		
Total current year capital gains	\$0.00	\$51.76
Foreign income		
Other net foreign source income	\$23.84	\$51.63
Assessable foreign source income	\$23.84	\$51.63
Australian franking credit from a New Zealand franking company	\$0.00	\$0.00
CFC income		\$0.00
Total foreign income	\$23.84	\$51.63
Non-assessable amounts		
Net exempt income		\$0.00
Non-assessable non-exempt amount		\$0.00
Other non-attributable amounts		\$0.00
Total Non-assessable amounts		\$0.00
Cash distribution		
		Cash amounts
Gross cash distribution		\$79.56
Less: TFN amounts withheld		\$0.00
Less: Non-resident tax withheld on interest and dividends		\$0.00
Less: Non-resident tax withheld on fund payments		\$0.00
Net cash distribution		\$79.56
Tax offsets		
Franking credit tax offset from Australian resident companies		\$0.00
Foreign income tax offset - Other net foreign source income		\$23.84
Foreign income tax offset - Taxable foreign capital gains - Discounted method		\$0.00
Foreign income tax offset - Taxable foreign capital gains - Other method		\$0.00
Australian franking credit from a New Zealand franking company		\$0.00
Total tax offsets		\$23.84
Attributed Managed Investment Trust ('AMIT') cost base		
AMIT cost base net amount - excess (decrease cost base)		\$0.00
AMIT cost base net amount - shortfall (increase cost base)		\$0.00

Tax Guide

The Annual Tax Guide contains general information about how to use this statement when you prepare your 2022 Tax Return.

To view the 2022 Tax Guide, please visit: <http://www.betashares.com.au/TaxGuide>

This statement contains important information. Please retain it for taxation purposes as a charge may be levied for replacement. To view or change your Unitholder details, please visit our investor website at www.linkmarketservices.com.au

Stay informed with the latest investment news, economic insights, and portfolio construction information. Subscribe to BetaShares' weekly newsletter www.betashares.com.au/subscribe

Interest & Estimated Dividend Summary



1 JULY 2021 - 30 JUNE 2022

SHARES - 3461637 - HIN 88850688

DR SARATH GUNASEELA JAYAWARDANA + MRS LUCKMALIE LALI KRISHANTHI JAYAWARDANA <DR SAM SF A/C>

ESTIMATED DIVIDEND SUMMARY

ACL - AU CLINICAL LABS FPO (ORDINARY FULLY PAID)

Ex-div date	Payment Date	Type	Dividend per share	Units	Est. Unfranked Amount	Est. Franked Amount	Est. Total Dividend	Est. Franking Credit
25-Mar-2022	21-Apr-2022	Interim	\$0.1200	2,000	\$0.00	\$240.00	\$240.00	\$102.86
Sub Total					\$0.00	\$240.00	\$240.00	\$102.86

ANN - ANSELL LIMITED FPO (ORDINARY FULLY PAID)

Ex-div date	Payment Date	Type	Dividend per share	Units	Est. Unfranked Amount	Est. Franked Amount	Est. Total Dividend	Est. Franking Credit
21-Feb-2022	09-Mar-2022	Interim	\$0.3367	500	\$168.35	\$0.00	\$168.35	\$0.00
30-Aug-2021	16-Sep-2021	Final	\$0.5944	500	\$297.20	\$0.00	\$297.20	\$0.00
Sub Total					\$465.55	\$0.00	\$465.55	\$0.00

APX - APPEN LIMITED FPO (ORDINARY FULLY PAID)

Ex-div date	Payment Date	Type	Dividend per share	Units	Est. Unfranked Amount	Est. Franked Amount	Est. Total Dividend	Est. Franking Credit
01-Mar-2022	18-Mar-2022	Final	\$0.0550	500	\$13.75	\$13.75	\$27.50	\$5.89
31-Aug-2021	24-Sep-2021	Interim	\$0.0450	500	\$11.25	\$11.25	\$22.50	\$4.82
Sub Total					\$25.00	\$25.00	\$50.00	\$10.71

ASIA - BETA ASIATECH TIGERS ETF UNITS (BETASHARES ASIA TECHNOLOGY TIGERS ETF)

Ex-div date	Payment Date	Type	Dividend per share	Units	Est. Unfranked Amount	Est. Franked Amount	Est. Total Dividend	Est. Franking Credit
01-Jul-2021	16-Jul-2021	Final	\$0.3896	1,000	\$389.59	\$0.00	\$389.59	\$0.00
Sub Total					\$389.59	\$0.00	\$389.59	\$0.00

BST - BEST & LESS FPO (ORDINARY FULLY PAID)

Ex-div date	Payment Date	Type	Dividend per share	Units	Est. Unfranked Amount	Est. Franked Amount	Est. Total Dividend	Est. Franking Credit
14-Mar-2022	31-Mar-2022	Interim	\$0.1100	2,000	\$0.00	\$220.00	\$220.00	\$94.29
Sub Total					\$0.00	\$220.00	\$220.00	\$94.29

BVS - BRAVURA SOLUTION LTD FPO (ORDINARY FULLY PAID)

Ex-div date	Payment Date	Type	Dividend per share	Units	Est. Unfranked Amount	Est. Franked Amount	Est. Total Dividend	Est. Franking Credit
02-Mar-2022	25-Mar-2022	Interim	\$0.0370	1,500	\$55.50	\$0.00	\$55.50	\$0.00
03-Sep-2021	29-Sep-2021	Final	\$0.0600	1,500	\$90.00	\$0.00	\$90.00	\$0.00
Sub Total					\$145.50	\$0.00	\$145.50	\$0.00

Interest & Estimated Dividend Summary



1 JULY 2021 - 30 JUNE 2022

COL - COLES GROUP FPO (ORDINARY FULLY PAID)								
Ex-div date	Payment Date	Type	Dividend per share	Units	Est. Unfranked Amount	Est. Franked Amount	Est. Total Dividend	Est. Franking Credit
03-Mar-2022	31-Mar-2022	Interim	\$0.3300	1,500	\$0.00	\$495.00	\$495.00	\$212.14
26-Aug-2021	28-Sep-2021	Final	\$0.2800	1,500	\$0.00	\$420.00	\$420.00	\$180.00
Sub Total					\$0.00	\$915.00	\$915.00	\$392.14

FMG - FORTESCUE METALS GRP FPO (ORDINARY FULLY PAID)								
Ex-div date	Payment Date	Type	Dividend per share	Units	Est. Unfranked Amount	Est. Franked Amount	Est. Total Dividend	Est. Franking Credit
06-Sep-2021	30-Sep-2021	Final	\$2.1100	1,000	\$0.00	\$2,110.00	\$2,110.00	\$904.29
Sub Total					\$0.00	\$2,110.00	\$2,110.00	\$904.29

JHX - JAMES HARDIE INDUST CDI 1:1 (CHESS DEPOSITARY INTERESTS 1:1)								
Ex-div date	Payment Date	Type	Dividend per share	Units	Est. Unfranked Amount	Est. Franked Amount	Est. Total Dividend	Est. Franking Credit
18-Nov-2021	17-Dec-2021	Interim	\$0.4120	500	\$205.98	\$0.00	\$205.98	\$0.00
Sub Total					\$205.98	\$0.00	\$205.98	\$0.00

NAB - NATIONAL AUST. BANK FPO (ORDINARY FULLY PAID)								
Ex-div date	Payment Date	Type	Dividend per share	Units	Est. Unfranked Amount	Est. Franked Amount	Est. Total Dividend	Est. Franking Credit
15-Nov-2021	15-Dec-2021	Final	\$0.6700	1,000	\$0.00	\$670.00	\$670.00	\$287.14
13-May-2021	02-Jul-2021	Interim	\$0.6000	1,000	\$0.00	\$600.00	\$600.00	\$257.14
Sub Total					\$0.00	\$1,270.00	\$1,270.00	\$544.28

NCM - NEWCREST MINING FPO (ORDINARY FULLY PAID)								
Ex-div date	Payment Date	Type	Dividend per share	Units	Est. Unfranked Amount	Est. Franked Amount	Est. Total Dividend	Est. Franking Credit
25-Feb-2022	31-Mar-2022	Interim	\$0.1044	500	\$0.00	\$52.21	\$52.21	\$22.38
26-Aug-2021	30-Sep-2021	Final	\$0.5520	500	\$0.00	\$275.98	\$275.98	\$118.28
Sub Total					\$0.00	\$328.19	\$328.19	\$140.66

NDQ - BETASHARES NASDAQ100 ETF UNITS (BETASHARES NASDAQ 100 ETF)								
Ex-div date	Payment Date	Type	Dividend per share	Units	Est. Unfranked Amount	Est. Franked Amount	Est. Total Dividend	Est. Franking Credit
01-Jul-2021	16-Jul-2021	Final	\$1.1746	1,000	\$1,174.58	\$0.00	\$1,174.58	\$0.00
Sub Total					\$1,174.58	\$0.00	\$1,174.58	\$0.00

NIC - NICKEL INDUSTRIES FPO (ORDINARY FULLY PAID)								
Ex-div date	Payment Date	Type	Dividend per share	Units	Est. Unfranked Amount	Est. Franked Amount	Est. Total Dividend	Est. Franking Credit
02-Feb-2022	10-Feb-2022	Final	\$0.0200	2,000	\$40.00	\$0.00	\$40.00	\$0.00
01-Sep-2021	10-Sep-2021	Interim	\$0.0200	2,000	\$40.00	\$0.00	\$40.00	\$0.00
Sub Total					\$80.00	\$0.00	\$80.00	\$0.00

Interest & Estimated Dividend Summary



1 JULY 2021 - 30 JUNE 2022

PRU - PERSEUS MINING LTD FPO (ORDINARY FULLY PAID)

Ex-div date	Payment Date	Type	Dividend per share	Units	Est. Unfranked Amount	Est. Franked Amount	Est. Total Dividend	Est. Franking Credit
07-Mar-2022	07-Apr-2022	Interim	\$0.0081	5,000	\$40.50	\$0.00	\$40.50	\$0.00
Sub Total					\$40.50	\$0.00	\$40.50	\$0.00

PWH - PWR HOLDINGS LIMITED FPO (ORDINARY FULLY PAID)

Ex-div date	Payment Date	Type	Dividend per share	Units	Est. Unfranked Amount	Est. Franked Amount	Est. Total Dividend	Est. Franking Credit
17-Mar-2022	25-Mar-2022	Interim	\$0.0350	1,000	\$0.00	\$35.00	\$35.00	\$15.00
16-Sep-2021	24-Sep-2021	Final	\$0.0600	1,000	\$0.00	\$60.00	\$60.00	\$25.71
Sub Total					\$0.00	\$95.00	\$95.00	\$40.71

WLE - WAM LEADERS LIMITED FPO (ORDINARY FULLY PAID)

Ex-div date	Payment Date	Type	Dividend per share	Units	Est. Unfranked Amount	Est. Franked Amount	Est. Total Dividend	Est. Franking Credit
13-Apr-2022	29-Apr-2022	Interim	\$0.0400	2,000	\$0.00	\$80.00	\$80.00	\$34.29
18-Oct-2021	29-Oct-2021	Final	\$0.0350	2,000	\$0.00	\$70.00	\$70.00	\$30.00
Sub Total					\$0.00	\$150.00	\$150.00	\$64.29
TOTAL					\$2,526.70	\$5,353.19	\$7,879.89	\$2,294.23

ESTIMATED INTEREST RECEIVED

There are no transactions on this account.

TOTAL	\$0.00
--------------	---------------

INTEREST INCOME SUMMARY

Account	Interest
CDIA - 24067781	\$10.05
TOTAL	\$10.05



BHP Group Limited
ABN 49 004 028 077

249000 052 BHP



DR SARATH JAYAWARDANA &
MRS LUCKMALIE JAYAWARDANA
<DR SAM SF A/C>
PO BOX 11
PARKWOOD WA 6147

Update Your Details:



www.computershare.com.au/investor



(within Australia) 1300 503 833
(international) +61 3 9415 4188



Computershare Investor Services Pty Limited
GPO Box 2975 Melbourne
Victoria 3001 Australia

Your Shareholding

SHARE CLASS	HOLDER NUMBER
Ordinary Shares	HIN WITHHELD
TFN/ABN STATUS	
Not Quoted	
RECORD DATE	IN SPECIE DIVIDEND DATE
26 May 2022	1 June 2022

You must keep this document for your tax records.

BHP Group Limited

In Specie Dividend Statement

On 1 June 2022, BHP Group Limited paid an in specie dividend of Woodside Energy Group Ltd shares (**Woodside shares**). The statement below represents the Woodside shares distributed to you or your entitlement to the Woodside shares (if you were a Selling Shareholder or an Ineligible Overseas Shareholder), based on the fully paid ordinary shares in BHP Group Limited registered in your name as at the Record Date. The value of the in specie dividend was based on the closing price of Woodside shares on 31 May 2022 (**Woodside closing price**). This dividend has been franked in Australia at a rate of 100% and the company tax rate used to determine the franking credit is 30%.

The in specie dividend is not a cash payment.

Woodside closing price	Entitlement to Woodside shares*	Franked Amount	Unfranked Amount	Value of in specie dividend
A\$29.76	126	A\$3,749.76	A\$0.00	A\$3,749.76
Australian Franking Credit				A\$1,607.04

*BHP shareholders were entitled to receive one Woodside share for every 5.5340 BHP shares. BHP shareholders were entitled to a whole number of Woodside shares, with any entitlement to a fraction of a Woodside share that would have otherwise arisen being rounded down to the nearest whole number.



To start receiving your statements online simply visit www.computershare.com.au/easyupdate/bhp

Tax information

A general summary of relevant taxation implications, including the tax outcomes of the in specie dividend for BHP shareholders, is outlined in Appendix 1 of the BHP ASX announcement dated 8 April 2022 which can be located at bhp.com/petroleum.

As this summary is general in nature, this information does not take into account the individual circumstances of particular holders and does not constitute tax advice. It is intended as a general guide only and holders should seek independent taxation advice on the tax implications based on their own individual circumstances.

For US tax resident shareholders, the market value of the in specie dividend will need to be converted into US dollars. The exchange rate used by BHP to determine the quantum of the in-specie dividend in US\$ was AUD/USD 0.7187.

For UK tax resident shareholders, the market value of the in specie dividend will need to be converted into British Pounds in accordance with a method prescribed for UK tax purposes.

Sale Facility

If you are a Selling Shareholder or an Ineligible Overseas Shareholder as at the Record Date, you will receive a separate statement for the sale proceeds payable to you as a result of the sale of the Woodside Shares that you were otherwise entitled to being sold under the Sale Facility.

**JamesHardie™****James Hardie Industries plc**

ARBN 097 829 895

Incorporated in Ireland. The liability of members is limited

Registration Number: 485719

Registered Office: Second Floor, Europa House,
Harcourt Centre, Harcourt Street, Dublin 2, D02 WR20, Ireland**Update your information:****Online:**www.computershare.com.au/easyupdate/jhx**By Mail:**Computershare Investor Services Pty Limited
GPO Box 2975 Melbourne
Victoria 3001 Australia**Enquiries:**

(within Australia) 1300 855 080

(international) +61 3 9415 4000

Holder Identification Number (HIN)**HIN WITHHELD**

ASX Code JHX

Record Date 19 November 2021

Payment Date 17 December 2021

Direct Credit Reference No. 823545

008038 000 JHX

DR SARATH JAYAWARDANA &
MRS LUCKMALIE JAYAWARDANA
<DR SAM SF A/C>
PO BOX 11
PARKWOOD WA 6147**FY2022 First Half Ordinary Dividend**

This payment represents a FY2022 first half ordinary dividend of 40 US cents (equivalent to 54.9280 Australian cents) per CUFS. All amounts are in Australian dollars, except where indicated.

Dividend per CUFS	Number of CUFS	Gross Dividend	Irish Withholding Tax Deducted	Net Payment Amount
A\$0.549280	500	A\$274.64	A\$0.00	A\$274.64

Irish Withholding Tax

This statement should be retained as it will be accepted by the Irish Revenue Commissioners as evidence of Irish Withholding Tax deducted in respect of which you may be entitled to claim payment or relief. For the purposes of any Irish Withholding Tax reclaim, the Euro equivalent of the Irish Withholding Tax deducted in respect of these dividends was €Nil. The exchange rate used to convert from Australian dollars to Euros was A\$1.00 = €0.6266. The AUD/EUR exchange rate for the purposes of Irish Withholding Tax was set on 3 December 2021, as required by Irish Revenue. All other exchange rates were set on 19 November 2021.

James Hardie's registry has received a validly completed Irish DWT Form in respect of this holding. On that basis, these dividend payments are exempt from Irish DWT. If you change your residency to another country, you should notify Computershare and complete a new DWT Form.

For the information of securityholders resident in Australia:

If you are completing an Australian tax return you should include in your assessable income, as foreign source income, an amount equal to the gross Australian dollar value of the dividends paid to you, inclusive of any tax disclosed above.

Notes:

James Hardie Industries plc is incorporated in Ireland. These dividend payments are unfranked.

This statement contains information which is important for your taxation records. Please retain in a safe place as a charge may be levied for a replacement.

Your Payment InstructionCOMMONWEALTH BANK OF AUSTRALIA
BSB: 067-167 Account number: XXXXXX81**Amount Deposited****A\$274.64**

If payment cannot be made to the above instruction, payment will be withheld until a new direct credit instruction has been provided. You may be charged an administrative fee which will be deducted from your payment.



ABN 27 106 808 986

001958 000 PRU



DR SARATH JAYAWARDANA &
MRS LUCKMALIE JAYAWARDANA
<DR SAM SF A/C>
PO BOX 11
PARKWOOD WA 6147

Update your Information:

Online: www.computershare.com.au/easyupdate/PRU

By Mail: Computershare Investor Services Pty Limited
GPO Box 2975 Melbourne
Victoria 3001 Australia

Enquiries:

(within Australia) 1300 850 505
(international) +61 3 9415 4000

Holder Identification Number (HIN)

HIN WITHHELD

ASX Code PRU
TFN/ABN Status Not Quoted
Record Date 8 March 2022
Payment Date 7 April 2022
Direct Credit Reference No. 804416

Perseus Mining Limited – Interim Dividend Payment

Dear Shareholder,

This payment represents an interim dividend of 0.81 cents per share for the half year ended 31 December 2021. This dividend is paid on the shares registered in your name and entitled to participate as at the record date of 8 March 2022. This payment is 100% unfranked and it consists entirely of Conduit Foreign Income.

Please register at www.computershare.com.au/easyupdate/pru in order to update your TFN, bank account and other details online.

Table with 6 columns: Description, Amount per Share, Participating Shares, Franked Amount, Unfranked Amount, Gross Payment. Includes rows for Ordinary Shares, Less resident withholding tax, Net Payment, and Franking Credit.

Note: You should retain this statement to assist you in preparing your tax return.

Your Payment Instruction

COMMONWEALTH BANK OF AUSTRALIA
BSB: 067-167 Account number: XXXXXX81

Amount Deposited
AUD\$22.50

TAX INVOICE

Dr Sam Superannuation Fund

Invoice Date
21 Jul 2021

Mora Wealth
Accountants
PO Box 1389
WANGARA DC WA
6983

Invoice Number
INV-4550

Reference
JAYAS040

ABN
26 167 776 025

Description	Quantity	Unit Price	GST	Amount AUD
In relation to taxation for year ended 30 June 2020 including, taking instructions for preparation of income tax return; preparation of Operating Statement and Statement of Financial Position; revaluing all investments as at 30 June 2020, allocation of earnings, contributions and tax expense to the members, presenting information in correct form for inclusion in taxation return, preparing and lodging income tax return, checking assessments and forwarding on to you. Preparing Trustee minutes and representations.	1.00	900.00	10%	900.00
Accountancy Fees = \$900 + GST \$90 = \$990				
TO PROFESSIONAL SERVICES:	1.00	300.00	10%	300.00
In relation to the audit of the superannuation fund for the year ended 30 June 2020 .				
Audit Fees = \$300 + GST \$30 = \$330				
			Subtotal	1,200.00
			TOTAL GST 10%	120.00
			TOTAL AUD	1,320.00

Due Date: 4 Aug 2021

Direct Transfers can be made online to
Bank: Westpac Bank
BSB: 036-022
Account Number: 243-032

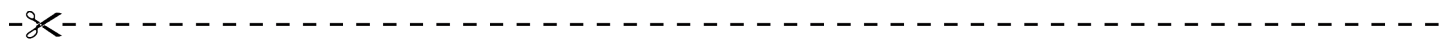
For Credit Card payments
Please provide the following Credit Card information

Card Number _____/_____/_____/_____

Expiry Date: _____ / _____

CCV: _____

Name on Card: _____



PAYMENT ADVICE

To: Mora Wealth Accountants
PO Box 1389
WANGARA DC WA 6983

Customer Dr Sam Superannuation Fund

Invoice Number INV-4550

Amount Due **1,320.00**

Due Date 4 Aug 2021

Amount Enclosed

Enter the amount you are paying above

OneCare
2021/2022 INSURANCE PREMIUM SUMMARY



052 011564-1586689-02
Dr Sam Superannuation Fund
C/- The Trustees
421 Riverton Drive East
SHELLEY WA 6148

www.onepath.com.au
Customer Care:133 667
client.onepath@zurich.com.au
Locked Bag 994
North Sydney NSW 2059

Policy number
77523954

9 August 2022

Dear Trustees,

Important information for your 2021/2022 tax return

To help you prepare your income tax return for the year ending 30 June 2022, the following table shows the premium paid on your policy throughout the financial year, and (if applicable) the portion of that premium considered to be for benefits that replace income.

Life Insured	Cover Type	Total Premium Paid	Portion of total premium paid for income benefit/s
Luckmalie Jayawardana	Life Cover	\$588.24	-

The information contained in this letter does not constitute tax advice. We recommend you seek independent tax advice specific to your personal circumstances, from an accountant or registered tax agent.

Any questions?

If you have any questions or would like further information, please:

- go to onepath.com.au/EOFYFAQ
- contact your financial adviser David Reed on 02 8539 7233.
- call Customer Care on 133 667, weekdays 08:30am to 06:00pm (AEST)

Yours sincerely,

Brendan Norton
Head of Customer & Adviser Experience
Life & Investments

OneCare
2021/2022 INSURANCE PREMIUM SUMMARY



052 011563-1586689-02
Dr Sam Superannuation Fund
C/- The Trustees
421 Riverton Drive East
SHELLEY WA 6148

www.onepath.com.au
Customer Care:133 667
client.onepath@zurich.com.au
Locked Bag 994
North Sydney NSW 2059

Policy number

77523931

9 August 2022

Dear Trustees,

Important information for your 2021/2022 tax return

To help you prepare your income tax return for the year ending 30 June 2022, the following table shows the premium paid on your policy throughout the financial year, and (if applicable) the portion of that premium considered to be for benefits that replace income.

Life Insured	Cover Type	Total Premium Paid	Portion of total premium paid for income benefit/s
Sarath Gunaseela Jayawardana	Life Cover	\$3,606.72	-

The information contained in this letter does not constitute tax advice. We recommend you seek independent tax advice specific to your personal circumstances, from an accountant or registered tax agent.

Any questions?

If you have any questions or would like further information, please:

- go to [onepath.com.au/EOFYFAQ](https://www.onepath.com.au/EOFYFAQ)
- contact your financial adviser David Reed on 02 8539 7233.
- call Customer Care on 133 667, weekdays 08:30am to 06:00pm (AEST)

Yours sincerely,

Brendan Norton
Head of Customer & Adviser Experience
Life & Investments



NAB Cash Manager

For further information call 13 22 65 for Personal Accounts or 13 10 12 for Business Accounts.



A 6-138
MR AND MRS JAYAWARDANA
PO BOX 11
PARKWOOD WA 6147

Account Balance Summary

Opening balance	\$98,841.46	Cr
Total credits	\$4.06	
Total debits	\$1,524.14	
Closing balance	\$97,321.38	Cr

Statement starts 1 July 2021
Statement ends 30 July 2021

Outlet Details

Bull Creek
Shop 33, Stockland Bull Creek
Cnr South St and Benningfield, Bull Creek WA 6149

Account Details

SG AND LLK JAYAWARDANA AS TRUSTEE FOR
DR SAM SUPERANNUATION
BSB number 086-138
Account number 45-779-8075

Lending Investment & Insurance Enquiries

Banker Health Sb WA 3236 M
Telephone number 13 70 37

Transaction Details

Date	Particulars	Debits	Credits	Balance
1 Jul 2021	Brought forward			98,841.46 Cr
1 Jul 2021	***** The Following Information Concerning This Account Is Provided To Assist In Preparing Your 2020/21 Tax Return Credit Interest Paid - 2020/21 Financial Year 36.71 Resident Withholding Tax - 2020/21 Financial Year 0.00 If You Have Any Queries, Please Call The Account Enquiries Number On The Top Of This Statement. *****			98,841.46 Cr
29 Jul 2021	Internet Bpay Tax Office Payments 551000447609018921	204.14		
	Internet Transfer Moreawealth 4550	1,320.00		97,317.32 Cr
30 Jul 2021	Interest.....		4.06	97,321.38 Cr

Summary of Government Charges

	From 1 July to date	Last year to 30 June
Government		
Withholding tax	\$0.00	\$0.00
Bank Account Debit (BAD) tax	\$0.00	\$0.00

Bank Accounts Debits (BAD) Tax or State Debits Duty has been abolished for all states & territories effective 1/7/2005. Any amount shown on this statement applies to debits processed on or before 30/06/2005.

For further information on any applicable rebates, fees or government charges, please refer to the NAB's "A Guide to Fees & Charges" booklet. Please retain this statement for taxation purposes

Explanatory Notes

Please check all entries and report any apparent error or possible unauthorised transaction immediately.
We may subsequently adjust debits and credits, which may result in a change to your account balance to accurately reflect the obligations between us.
For information on resolving problems or disputes, contact us on 1800 152 015, or ask at any NAB branch.

211/34/08/0008071/5011775/023549



NAB Cash Manager

For further information call 13 22 65 for Personal Accounts or 13 10 12 for Business Accounts.



A 6-138
MR AND MRS JAYAWARDANA
PO BOX 11
PARKWOOD WA 6147

Account Balance Summary

Opening balance	\$97,321.38	Cr
Total credits	\$3.95	
Total debits	\$30,100.00	
Closing balance	\$67,225.33	Cr

Statement starts 31 July 2021
Statement ends 31 August 2021

Outlet Details

Bull Creek
Shop 33, Stockland Bull Creek
Cnr South St and Benningfield, Bull Creek WA 6149

Lending Investment & Insurance Enquiries

Banker Health Sb WA 3236 M
Telephone number 13 70 37

Account Details

SG AND LLK JAYAWARDANA AS TRUSTEE FOR
DR SAM SUPERANNUATION
BSB number 086-138
Account number 45-779-8075

Transaction Details

Date	Particulars	Debits	Credits	Balance
31 Jul 2021	Brought forward			97,321.38 Cr
2 Aug 2021	-----			
	Monthly Transaction Summary	Number	Unit Cost	Fee
	Internet Transfer Non-NAB	1	\$0.00	\$0.00
	Internet Bpay	1	\$0.00	\$0.00
	Total Transaction Fees			\$0.00
	Less Transaction Rebate			\$0.00
	Transaction Fees Less Rebate			\$0.00
	Account Service Fee			\$0.00
	Fee Charged			\$0.00

				97,321.38 Cr
16 Aug 2021	Internet Transfer TRFRNABSUPER2CBASU.....	10,000.00		87,321.38 Cr
27 Aug 2021	Internet Transfer Tr To CBA Shareac.....	20,000.00		67,321.38 Cr
30 Aug 2021	Internet Transfer 996302764415.....	100.00		67,221.38 Cr
31 Aug 2021	Interest.....		3.95	67,225.33 Cr

Summary of Government Charges

	From 1 July to date	Last year to 30 June
Government		
Withholding tax	\$0.00	\$0.00
Bank Account Debit (BAD) tax	\$0.00	\$0.00

Bank Accounts Debits (BAD) Tax or State Debits Duty has been abolished for all states & territories effective 1/7/2005. Any amount shown on this statement applies to debits processed on or before 30/06/2005.

For further information on any applicable rebates, fees or government charges, please refer to the NAB's "A Guide to Fees & Charges" booklet. Please retain this statement for taxation purposes

Explanatory Notes

Please check all entries and report any apparent error or possible unauthorised transaction immediately.

We may subsequently adjust debits and credits, which may result in a change to your account balance to accurately reflect the obligations between us.

For information on resolving problems or disputes, contact us on 1800 152 015, or ask at any NAB branch.

243/34/04/00-9836/5090273/LL80545



NAB Cash Manager

For further information call 13 22 65 for Personal Accounts or 13 10 12 for Business Accounts.



A 6-138
MR AND MRS JAYAWARDANA
PO BOX 11
PARKWOOD WA 6147

Account Balance Summary

Opening balance	\$67,225.33	Cr
Total credits	\$66.70	
Total debits	\$15,000.00	
Closing balance	\$52,292.03	Cr

Statement starts 1 September 2021
Statement ends 30 September 2021

Outlet Details

Bull Creek
Shop 33, Stockland Bull Creek
Cnr South St and Benningfield, Bull Creek WA 6149

Lending Investment & Insurance Enquiries

Banker Health Sb WA 3236 M
Telephone number 13 70 37

Account Details

SG AND LLK JAYAWARDANA AS TRUSTEE FOR
DR SAM SUPERANNUATION
BSB number 086-138
Account number 45-779-8075

Transaction Details

Date	Particulars	Debits	Credits	Balance
1 Sep 2021	Brought forward			67,225.33 Cr
1 Sep 2021	-----			
	Monthly Transaction Summary	Number	Unit Cost	Fee
	Internet Transfer Non-NAB	3	\$0.00	\$0.00
	Total Transaction Fees			\$0.00
	Less Transaction Rebate			\$0.00
	Transaction Fees Less Rebate			\$0.00
	Account Service Fee			\$0.00
	Fee Charged			\$0.00

23 Sep 2021	001264149195 TLS Fnl Div			67,225.33 Cr
	088147.....		64.00	67,289.33 Cr
27 Sep 2021	Internet Transfer Tr To CBA Shareac.....	15,000.00		52,289.33 Cr
30 Sep 2021	Interest.....		2.70	52,292.03 Cr

Summary of Government Charges

Government	From 1 July to date	Last year to 30 June
Withholding tax	\$0.00	\$0.00
Bank Account Debit (BAD) tax	\$0.00	\$0.00

Bank Accounts Debits (BAD) Tax or State Debits Duty has been abolished for all states & territories effective 1/7/2005. Any amount shown on this statement applies to debits processed on or before 30/06/2005.

For further information on any applicable rebates, fees or government charges, please refer to the NAB's "A Guide to Fees & Charges" booklet. Please retain this statement for taxation purposes

Explanatory Notes

Please check all entries and report any apparent error or possible unauthorised transaction immediately.

We may subsequently adjust debits and credits, which may result in a change to your account balance to accurately reflect the obligations between us.

For information on resolving problems or disputes, contact us on 1800 152 015, or ask at any NAB branch.

273/34/06/0605221/S098807/1197.61.3



NAB Cash Manager

For further information call 13 22 65 for Personal Accounts or 13 10 12 for Business Accounts.



A 6-138
MR AND MRS JAYAWARDANA
PO BOX 11
PARKWOOD WA 6147

Account Balance Summary

Opening balance	\$52,292.03	Cr
Total credits	\$2.08	
Total debits	\$0.00	
Closing balance	\$52,294.11	Cr

Statement starts 1 October 2021
Statement ends 29 October 2021

Outlet Details

Bull Creek
Shop 33, Stockland Bull Creek
Cnr South St and Benningfield, Bull Creek WA 6149

Lending Investment & Insurance Enquiries

Banker Health Sb WA 3236 M
Telephone number 13 70 37

Account Details

SG AND LLK JAYAWARDANA AS TRUSTEE FOR
DR SAM SUPERANNUATION
BSB number 086-138
Account number 45-779-8075

Transaction Details

Date	Particulars	Debits	Credits	Balance
1 Oct 2021	Brought forward			52,292.03 Cr
1 Oct 2021	-----			
	Monthly Transaction Summary	Number	Unit Cost	Fee
	Internet Transfer Non-NAB	1	\$0.00	\$0.00
	Total Transaction Fees			\$0.00
	Less Transaction Rebate			\$0.00
	Transaction Fees Less Rebate			\$0.00
	Account Service Fee			\$0.00
	Fee Charged			\$0.00

29 Oct 2021	Interest.....		2.08	52,292.03 Cr 52,294.11 Cr

Summary of Government Charges

Government	From 1 July to date	Last year to 30 June
Withholding tax	\$0.00	\$0.00
Bank Account Debit (BAD) tax	\$0.00	\$0.00

Bank Accounts Debits (BAD) Tax or State Debits Duty has been abolished for all states & territories effective 1/7/2005. Any amount shown on this statement applies to debits processed on or before 30/06/2005.

For further information on any applicable rebates, fees or government charges, please refer to the NAB's "A Guide to Fees & Charges" booklet. Please retain this statement for taxation purposes

Explanatory Notes

Please check all entries and report any apparent error or possible unauthorised transaction immediately.

We may subsequently adjust debits and credits, which may result in a change to your account balance to accurately reflect the obligations between us.

For information on resolving problems or disputes, contact us on 1800 152 015, or ask at any NAB branch.

302/34/06/066714/S10707/4/214147



NAB Cash Manager
 For further information call the
 Business Servicing Team on 13 10 12



A 6-138
 MR AND MRS JAYAWARDANA
 PO BOX 11
 PARKWOOD WA 6147

Account Balance Summary

Opening balance	\$52,294.11	Cr
Total credits	\$2.16	
Total debits	\$5,000.00	
Closing balance	\$47,296.27	Cr

Statement starts 30 October 2021
Statement ends 30 November 2021

Outlet Details

Bull Creek
 Shop 33, Stockland Bull Creek
 Cnr South St and Benningfield, Bull Creek WA 6149

Account Details

SG AND LLK JAYAWARDANA AS TRUSTEE FOR
 DR SAM SUPERANNUATION
 BSB number 086-138
 Account number 45-779-8075

Transaction Details

Date	Particulars	Debits	Credits	Balance
30 Oct 2021	Brought forward			52,294.11 Cr
11 Nov 2021	Internet Transfer Tr To CBA Shareac.....	5,000.00		47,294.11 Cr
30 Nov 2021	Interest.....		2.16	47,296.27 Cr

Summary of Government Charges

	From 1 July to date	Last year to 30 June
Government		
Withholding tax	\$0.00	\$0.00
Bank Account Debit (BAD) tax	\$0.00	\$0.00

Bank Accounts Debits (BAD) Tax or State Debts Duty has been abolished for all states & territories effective 1/7/2005. Any amount shown on this statement applies to debits processed on or before 30/06/2005.

For further information on any applicable rebates, fees or government charges, please refer to the NAB's "A Guide to Fees & Charges" booklet. Please retain this statement for taxation purposes

Explanatory Notes

Please check all entries and report any apparent error or possible unauthorised transaction immediately.

We may subsequently adjust debits and credits, which may result in a change to your account balance to accurately reflect the obligations between us.

For information on resolving problems or disputes, contact us on 1800 152 015, or ask at any NAB branch.

334/34/05/AM010950/S01.61.22/ID32243



NAB Cash Manager
For further information call the
Business Servicing Team on 13 10 12



A 6-138
MR AND MRS JAYAWARDANA
PO BOX 11
PARKWOOD WA 6147

Account Balance Summary

Opening balance	\$47,296.27	Cr
Total credits	\$1.60	
Total debits	\$26,408.00	
Closing balance	\$20,889.87	Cr

Statement starts 1 December 2021
Statement ends 31 December 2021

Outlet Details

Bull Creek
Shop 33, Stockland Bull Creek
Cnr South St and Benningfield, Bull Creek WA 6149

Account Details

SG AND LLK JAYAWARDANA AS TRUSTEE FOR
DR SAM SUPERANNUATION
BSB number 086-138
Account number 45-779-8075

Transaction Details

Date	Particulars	Debits	Credits	Balance
1 Dec 2021	Brought forward			47,296.27 Cr
1 Dec 2021	----- Monthly Transaction Summary	Number	Unit Cost	Fee
	Internet Transfer Non-NAB	1	\$0.00	\$0.00
	Total Transaction Fees			\$0.00
	Less Transaction Rebate			\$0.00
	Transaction Fees Less Rebate			\$0.00
	Account Service Fee			\$0.00
	Fee Charged			\$0.00
	-----			47,296.27 Cr
13 Dec 2021	Internet Bpay Tax Office Payments			
	001581625240530560.....	1,408.00		45,888.27 Cr
20 Dec 2021	Internet Transfer Tr To CBA Shareac.....	25,000.00		20,888.27 Cr
31 Dec 2021	Interest.....		1.60	20,889.87 Cr

Summary of Government Charges

Government	From 1 July to date	Last year to 30 June
Withholding tax	\$0.00	\$0.00
Bank Account Debit (BAD) tax	\$0.00	\$0.00

Bank Accounts Debits (BAD) Tax or State Debits Duty has been abolished for all states & territories effective 1/7/2005. Any amount shown on this statement applies to debits processed on or before 30/06/2005.

For further information on any applicable rebates, fees or government charges, please refer to the NAB's "A Guide to Fees & Charges" booklet. Please retain this statement for taxation purposes

Explanatory Notes

Please check all entries and report any apparent error or possible unauthorised transaction immediately.

We may subsequently adjust debits and credits, which may result in a change to your account balance to accurately reflect the obligations between us.

For information on resolving problems or disputes, contact us on 1800 152 015, or ask at any NAB branch.

365/34/11/1066997/S115812/1231.623



NAB Cash Manager

For further information call the
Business Servicing Team on 13 10 12



A 6-138
MR AND MRS JAYAWARDANA
PO BOX 11
PARKWOOD WA 6147

Account Balance Summary

Opening balance	\$20,889.87 Cr
Total credits	\$0.89
Total debits	\$0.00
Closing balance	\$20,890.76 Cr

Statement starts 1 January 2022
Statement ends 31 January 2022

Outlet Details

Bull Creek
Shop 33, Stockland Bull Creek
Cnr South St and Benningfield, Bull Creek WA 6149

Account Details

SG AND LLK JAYAWARDANA AS TRUSTEE FOR
DR SAM SUPERANNUATION
BSB number 086-138
Account number 45-779-8075

Transaction Details

Date	Particulars	Debits	Credits	Balance
1 Jan 2022	Brought forward			20,889.87 Cr
4 Jan 2022	-----			
	Monthly Transaction Summary	Number	Unit Cost	Fee
	Internet Transfer Non-NAB	1	\$0.00	\$0.00
	Internet Bpay	1	\$0.00	\$0.00
	Total Transaction Fees			\$0.00
	Less Transaction Rebate			\$0.00
	Transaction Fees Less Rebate			\$0.00
	Account Service Fee			\$0.00
	Fee Charged			\$0.00

31 Jan 2022	Interest.....		0.89	20,890.76 Cr

Summary of Government Charges

Government	From 1 July to date	Last year to 30 June
Withholding tax	\$0.00	\$0.00
Bank Account Debit (BAD) tax	\$0.00	\$0.00

Bank Accounts Debits (BAD) Tax or State Debits Duty has been abolished for all states & territories effective 1/7/2005. Any amount shown on this statement applies to debits processed on or before 30/06/2005.

For further information on any applicable rebates, fees or government charges, please refer to the NAB's "A Guide to Fees & Charges" booklet. Please retain this statement for taxation purposes

Explanatory Notes

Please check all entries and report any apparent error or possible unauthorised transaction immediately.

We may subsequently adjust debits and credits, which may result in a change to your account balance to accurately reflect the obligations between us.

For information on resolving problems or disputes, contact us on 1800 152 015, or ask at any NAB branch.

031/34/05/10/25905/S0401.31/1080261



NAB Cash Manager
For further information call the
Business Servicing Team on 13 10 12



A 6-138
MR AND MRS JAYAWARDANA
PO BOX 11
PARKWOOD WA 6147

Account Balance Summary

Opening balance	\$20,890.76	Cr
Total credits	\$0.80	
Total debits	\$0.00	
Closing balance	\$20,891.56	Cr

Statement starts 1 February 2022
Statement ends 28 February 2022

Outlet Details

Bull Creek
Shop 33, Stockland Bull Creek
Cnr South St and Benningfield, Bull Creek WA 6149

Account Details

SG AND LLK JAYAWARDANA AS TRUSTEE FOR
DR SAM SUPERANNUATION
BSB number 086-138
Account number 45-779-8075

For Your Information

NAB is aware that Australians are being targeted with investment scams promising lucrative returns. Some investment scams may impersonate NAB. Be wary of any opportunity promoting significant returns in short time frames. Before transferring any money to an investment company, check the Australian Securities and Investments Commission's (ASIC) list of companies that you shouldn't deal with at moneysmart.gov.au/companies-you-should-not-deal-with. If you believe that you've paid money to an investment scam, please contact NAB on 13 22 65 and say, "Fraud Assist". Learn how to protect yourself at nab.com.au/security.

Transaction Details

Date	Particulars	Debits	Credits	Balance
1 Feb 2022	Brought forward			20,890.76 Cr
28 Feb 2022	Interest.....		0.80	20,891.56 Cr

Summary of Government Charges

Government	From 1 July to date	Last year to 30 June
Withholding tax	\$0.00	\$0.00
Bank Account Debit (BAD) tax	\$0.00	\$0.00

Bank Accounts Debits (BAD) Tax or State Debits Duty has been abolished for all states & territories effective 1/7/2005. Any amount shown on this statement applies to debits processed on or before 30/06/2005.

For further information on any applicable rebates, fees or government charges, please refer to the NAB's "A Guide to Fees & Charges" booklet. Please retain this statement for taxation purposes

Explanatory Notes

Please check all entries and report any apparent error or possible unauthorised transaction immediately. We may subsequently adjust debits and credits, which may result in a change to your account balance to accurately reflect the obligations between us. For information on resolving problems or disputes, contact us on 1800 152 015, or ask at any NAB branch.

059/34/05/A037713/S055772/L111543



NAB Cash Manager
 For further information call the
 Business Servicing Team on 13 10 12



A 6-138
 MR AND MRS JAYAWARDANA
 PO BOX 11
 PARKWOOD WA 6147

Account Balance Summary

Opening balance	\$20,891.56	Cr
Total credits	\$0.89	
Total debits	\$0.00	
Closing balance	\$20,892.45	Cr

Statement starts 1 March 2022
Statement ends 31 March 2022

Outlet Details

Bull Creek
 Shop 33, Stockland Bull Creek
 Cnr South St and Benningfield, Bull Creek WA 6149

Account Details

SG AND LLK JAYAWARDANA AS TRUSTEE FOR
 DR SAM SUPERANNUATION
 BSB number 086-138
 Account number 45-779-8075

Transaction Details

Date	Particulars	Debits	Credits	Balance
1 Mar 2022	Brought forward			20,891.56 Cr
31 Mar 2022	Interest.....		0.89	20,892.45 Cr

Summary of Government Charges

Government	From 1 July to date	Last year to 30 June
Withholding tax	\$0.00	\$0.00
Bank Account Debit (BAD) tax	\$0.00	\$0.00

Bank Accounts Debits (BAD) Tax or State Debits Duty has been abolished for all states & territories effective 1/7/2005. Any amount shown on this statement applies to debits processed on or before 30/06/2005.

For further information on any applicable rebates, fees or government charges, please refer to the NAB's "A Guide to Fees & Charges" booklet. Please retain this statement for taxation purposes

Explanatory Notes

*Please check all entries and report any apparent error or possible unauthorised transaction immediately.
 We may subsequently adjust debits and credits, which may result in a change to your account balance to accurately reflect the obligations between us.
 For information on resolving problems or disputes, contact us on 1800 152 015, or ask at any NAB branch.*

090/34/06/A032105/S050624/1101247



NAB Cash Manager
For further information call the
Business Servicing Team on 13 10 12



A 6-138
MR AND MRS JAYAWARDANA
PO BOX 11
PARKWOOD WA 6147

Account Balance Summary

Opening balance	\$20,892.45	Cr
Total credits	\$64.83	
Total debits	\$0.00	
Closing balance	\$20,957.28	Cr

Statement starts 1 April 2022
Statement ends 29 April 2022

Outlet Details

Bull Creek
Shop 33, Stockland Bull Creek
Cnr South St and Benningfield, Bull Creek WA 6149

Account Details

SG AND LLK JAYAWARDANA AS TRUSTEE FOR
DR SAM SUPERANNUATION
BSB number 086-138
Account number 45-779-8075

Transaction Details

Date	Particulars	Debits	Credits	Balance
1 Apr 2022	Brought forward			20,892.45 Cr
1 Apr 2022	001274897201 TLS Itm Div 088147.....		64.00	20,956.45 Cr
29 Apr 2022	Interest.....		0.83	20,957.28 Cr

Summary of Government Charges

	From 1 July to date	Last year to 30 June
Government		
Withholding tax	\$0.00	\$0.00
Bank Account Debit (BAD) tax	\$0.00	\$0.00

Bank Accounts Debits (BAD) Tax or State Debits Duty has been abolished for all states & territories effective 1/7/2005. Any amount shown on this statement applies to debits processed on or before 30/06/2005.

For further information on any applicable rebates, fees or government charges, please refer to the NAB's "A Guide to Fees & Charges" booklet. Please retain this statement for taxation purposes

Explanatory Notes

Please check all entries and report any apparent error or possible unauthorised transaction immediately.
We may subsequently adjust debits and credits, which may result in a change to your account balance to accurately reflect the obligations between us.

For information on resolving problems or disputes, contact us on 1800 152 015, or ask at any NAB branch.

11/9/34/05/10/0437/69/506/4825/1129649



NAB Cash Manager
For further information call the
Business Servicing Team on 13 10 12



A 6-138
MR AND MRS JAYAWARDANA
PO BOX 11
PARKWOOD WA 6147

Account Balance Summary

Opening balance	\$20,957.28	Cr
Total credits	\$0.92	
Total debits	\$0.00	
Closing balance	\$20,958.20	Cr

Statement starts 30 April 2022
Statement ends 31 May 2022

Outlet Details

Bull Creek
Shop 33, Stockland Bull Creek
Cnr South St and Benningfield, Bull Creek WA 6149

Account Details

SG AND LLK JAYAWARDANA AS TRUSTEE FOR
DR SAM SUPERANNUATION
BSB number 086-138
Account number 45-779-8075

Transaction Details

Date	Particulars	Debits	Credits	Balance
30 Apr 2022	Brought forward			20,957.28 Cr
31 May 2022	Interest.....		0.92	20,958.20 Cr

Summary of Government Charges

	From 1 July to date	Last year to 30 June
Government		
Withholding tax	\$0.00	\$0.00
Bank Account Debit (BAD) tax	\$0.00	\$0.00

Bank Accounts Debits (BAD) Tax or State Debits Duty has been abolished for all states & territories effective 1/7/2005. Any amount shown on this statement applies to debits processed on or before 30/06/2005.

For further information on any applicable rebates, fees or government charges, please refer to the NAB's "A Guide to Fees & Charges" booklet. Please retain this statement for taxation purposes

Explanatory Notes

Please check all entries and report any apparent error or possible unauthorised transaction immediately.
We may subsequently adjust debits and credits, which may result in a change to your account balance to accurately reflect the obligations between us.
For information on resolving problems or disputes, contact us on 1800 152 015, or ask at any NAB branch.

151/34/04/0603481/S099330/PL98659



NAB Cash Manager
For further information call the
Business Servicing Team on 13 10 12



A 6-138
MR AND MRS JAYAWARDANA
PO BOX 11
PARKWOOD WA 6147

Account Balance Summary

Opening balance	\$20,958.20	Cr
Total credits	\$53,001.32	
Total debits	\$0.00	
Closing balance	\$73,959.52	Cr

Statement starts 1 June 2022
Statement ends 30 June 2022

Outlet Details

Bull Creek
Shop 33, Stockland Bull Creek
Cnr South St and Benningfield, Bull Creek WA 6149

Account Details

SG AND LLK JAYAWARDANA AS TRUSTEE FOR
DR SAM SUPERANNUATION
BSB number 086-138
Account number 45-779-8075

Transaction Details

Date	Particulars	Debits	Credits	Balance
1 Jun 2022	Brought forward			20,958.20 Cr
20 Jun 2022	Sarath Jayawardana Dr Sam Super.....		25,000.00	45,958.20 Cr
27 Jun 2022	Sarath Jayawardana Super To Pay super.....		28,000.00	73,958.20 Cr
30 Jun 2022	Interest.....		1.32	73,959.52 Cr

Summary of Government Charges

Government	From 1 July to date	Last year to 30 June
Withholding tax	\$0.00	\$0.00
Bank Account Debit (BAD) tax	\$0.00	\$0.00

Bank Accounts Debits (BAD) Tax or State Debits Duty has been abolished for all states & territories effective 1/7/2005. Any amount shown on this statement applies to debits processed on or before 30/06/2005.

For further information on any applicable rebates, fees or government charges, please refer to the NAB's "A Guide to Fees & Charges" booklet. Please retain this statement for taxation purposes

Explanatory Notes

Please check all entries and report any apparent error or possible unauthorised transaction immediately.
We may subsequently adjust debits and credits, which may result in a change to your account balance to accurately reflect the obligations between us.
For information on resolving problems or disputes, contact us on 1800 152 015, or ask at any NAB branch.

181/34/09/M066579/S115748/ID21495



Account Number 06 7167 11583509

Statement Period 12 Jun 2022 - 11 Jul 2022

Closing Balance \$0.02 CR

Enquiries 13 1998
 (24 hours a day, 7 days a week)



051

MRS LUCKMALIE LALI JAYAWARDANA AND
 S JAYAWARDANA AND DR SAM SUPER
 PO BOX 3079
 SUCCESS WA 6964

Direct Investment Account

If this account has an attached overdraft limit or facility and we send you a statement every 4 or 6 months, we will update your statement preference to every 3 months as part of changes made to the new Banking Code of Practice from 1 July 2019.

The Commonwealth Direct Investment Account is the preferred cash account for CommSec investors. You will receive discounted brokerage when you link your CDIA to a CommSec Trading Account, and enjoy the convenience of managing your funds through NetBank and the CommBank app.

Name: DR SARATH JAYAWARDANA + MRS LUCKMALIE JAYAWARDANA ITF DR SAM SUPER FUND

Note: Have you checked your statement today? It's easy to find out more information about each of your transactions by logging on to the CommBank App or NetBank. Should you have any questions on fees or see an error please contact us on the details above. Cheque proceeds are available when cleared.

The date of transactions shown here may be different on your other transaction lists (for example, the transaction list that appears on the CommBank app).

Date	Transaction	Debit	Credit	Balance
12 Jun 2022	OPENING BALANCE			\$0.02 CR
11 Jul 2022	CLOSING BALANCE			\$0.02 CR


Opening balance	-	Total debits	+	Total credits	=	Closing balance
\$0.02 CR		Nil		Nil		\$0.02 CR

Your Credit Interest Rate Summary

Date	Balance	Standard Credit Interest Rate (p.a.)
11 Jul	Less than \$10,000.00	0.00%
	\$10,000.00 - \$19,999.99	0.05%
	\$20,000.00 - \$49,999.99	0.05%
	\$50,000.00 - \$99,999.99	0.05%
	\$100,000.00 - \$249,999.99	0.10%
	\$250,000.00 - \$499,999.99	0.15%
	\$500,000.00 and over	0.35%

Note. Interest rates are effective as at the date shown but are subject to change.



**Important Information:**

We try to get things right the first time – but if we don't, we'll do what we can to fix it.

You can fix most problems simply by contacting us.

Write to: CBA Group Customer Relations, Reply Paid 41, Sydney NSW 2001

Tell us online: commbank.com.au/support/compliments-and-complaints.html

Call: 1800 805 605 (free call)

You can also contact the Australian Financial Complaints Authority, AFCA, an independent external dispute resolution body approved by ASIC - time limits may apply, visit AFCA, afca.org.au, website for more information.

Write to: Australian Financial Complaints Authority, GPO Box 3, Melbourne VIC 3001

Email: info@afca.org.au

Call: 1800 931 678, free call Monday to Friday 9am– 5pm, AEST



Account Number 06 7167 24067781

Statement Period 5 Mar 2021 - 4 Sep 2021

Closing Balance \$24,626.71 CR

Enquiries 13 1998
 (24 hours a day, 7 days a week)



052

DR SARATH GUNASEELA JAYAWARDANA
 PO BOX 11
 PARKWOOD WA 6147

Direct Investment Account

If this account has an attached overdraft limit or facility and we send you a statement every 4 or 6 months, we will update your statement preference to every 3 months as part of changes made to the new Banking Code of Practice from 1 July 2019.

The Commonwealth Direct Investment Account is the preferred cash account for SMSF customers. You will receive discounted brokerage when you link your CDIA to a CommSec Trading Account, and enjoy the convenience of managing your investments through NetBank and the CommBank app.

Name: DR SARATH GUNASEELA JAYAWARDANA + MRS LU
 CKMALIE LALI KRISHANTHI JAYAWARDANA IN TRUST FOR
 DR SAM SF

Note: Have you checked your statement today? It's easy to find out more information about each of your transactions by logging on to the CommBank App or NetBank. Should you have any questions on fees or see an error please contact us on the details above. Cheque proceeds are available when cleared.


The date of transactions shown here may be different on your other transaction lists (for example, the transaction list that appears on the CommBank app).

Date	Transaction	Debit	Credit	Balance
05 Mar	2021 OPENING BALANCE			\$459.10 CR
10 Mar	Direct Credit 396297 ANN DIVIDEND AUI21/00828000		209.50	\$668.60 CR
16 Mar	Direct Credit 128594 SG JAYAWARDANA TR TO CBA SHAREAC		20,000.00	\$20,668.60 CR
24 Mar	Direct Credit 436383 FMG DIVIDEND 001258107137		1,470.00	\$22,138.60 CR
25 Mar	Direct Credit 009234 NCM DIV 001256607939		96.53	\$22,235.13 CR
26 Mar	Direct Credit 302169 BVS ITM DIV 001258577371		39.00	\$22,274.13 CR
26 Mar	Direct Credit 458106 COLES GROUP LTD INT21/01207241		495.00	\$22,769.13 CR
01 Apr	Direct Credit 208379 SUPER RETAIL DIV 001257923200		330.00	\$23,099.13 CR
01 Apr	Credit Interest		0.47	\$23,099.60 CR
12 Apr	Direct Debit 062934 COMMSEC SECURITI COMMSEC	16,194.90		\$6,904.70 CR
23 Apr	Direct Credit 128594 SG JAYAWARDANA TRFRNABSUPER2CBASU		20,000.00	\$26,904.70 CR



Account Number

06 7167 24067781



Date	Transaction	Debit	Credit	Balance
27 Apr	Direct Debit 062934 COMMSEC SECURITI COMMSEC	18,390.29		\$8,514.41 CR
30 Apr	Direct Credit 396297 JAMES HARDIE IND APR21/00822581		449.72	\$8,964.13 CR
30 Apr	Transfer from xx6925 NetBank From AIHFECBA BA		10,000.00	\$18,964.13 CR
30 Apr	Direct Credit 128594 SG JAYAWARDANA TR TO CBA SHAREAC		10,000.00	\$28,964.13 CR
30 Apr	Direct Debit 062934 COMMSEC SECURITI COMMSEC	10,382.52		\$18,581.61 CR
01 May	Credit Interest		0.52	\$18,582.13 CR
01 Jun	Credit Interest		0.79	\$18,582.92 CR
17 Jun	Direct Credit 062895 COMMONWEALTH SEC COMMSEC		8,830.10	\$27,413.02 CR
29 Jun	Direct Debit 062934 COMMSEC SECURITI COMMSEC	8,419.95		\$18,993.07 CR
01 Jul	CREDIT INTEREST EARNED on this account to June 30, 2021 is \$9.35			
01 Jul	Credit Interest		0.91	\$18,993.98 CR
02 Jul	Direct Credit 531543 NAB INTERIM DIV DV221/01225205		600.00	\$19,593.98 CR
05 Jul	Direct Debit 062934 COMMSEC SECURITI COMMSEC	4,819.95		\$14,774.03 CR
14 Jul	Direct Debit 062934 COMMSEC SECURITI COMMSEC	14,319.90		\$454.13 CR
16 Jul	Direct Credit 513275 NDQ DST JUNE 001262286091		1,174.58	\$1,628.71 CR
16 Jul	Direct Credit 513275 ASIA DST JUN 001261867777		389.58	\$2,018.29 CR
01 Aug	Credit Interest		0.29	\$2,018.58 CR
16 Aug	Direct Credit 128594 SG JAYAWARDANA TRFRNABSUPER2CBASU		10,000.00	\$12,018.58 CR
17 Aug	Direct Debit 062934 COMMSEC SECURITI COMMSEC	4,992.22		\$7,026.36 CR
27 Aug	Direct Credit 128594 SG JAYAWARDANA TR TO CBA SHAREAC		20,000.00	\$27,026.36 CR
30 Aug	Direct Debit 062934 COMMSEC SECURITI COMMSEC	2,399.85		\$24,626.51 CR

Account Number

06 7167 24067781

Date	Transaction	Debit	Credit	Balance			
01 Sep	Credit Interest		0.20	\$24,626.71 CR			
04 Sep 2021	CLOSING BALANCE			\$24,626.71 CR			
	Opening balance	-	Total debits	+	Total credits	=	Closing balance
	\$459.10 CR		\$79,919.58		\$104,087.19		\$24,626.71 CR

Your Credit Interest Rate Summary

Date	Balance	Standard Credit Interest Rate (p.a.)
04 Sep	Less than \$10,000.00	0.00%
	\$10,000.00 and over	0.05%

Note. Interest rates are effective as at the date shown but are subject to change.





Account Number 06 7167 24067781

Statement Period 5 Sep 2021 - 4 Mar 2022

Closing Balance \$15,112.96 CR

Enquiries 13 1998
 (24 hours a day, 7 days a week)



052

DR SARATH GUNASEELA JAYAWARDANA
 PO BOX 11
 PARKWOOD WA 6147

Direct Investment Account

If this account has an attached overdraft limit or facility and we send you a statement every 4 or 6 months, we will update your statement preference to every 3 months as part of changes made to the new Banking Code of Practice from 1 July 2019.

The Commonwealth Direct Investment Account is the preferred cash account for SMSF customers. You will receive discounted brokerage when you link your CDIA to a CommSec Trading Account, and enjoy the convenience of managing your investments through NetBank and the CommBank app.


Name: DR SARATH GUNASEELA JAYAWARDANA + MRS LU
 CKMALIE LALI KRISHANTHI JAYAWARDANA IN TRUST FOR
 DR SAM SF

Note: Have you checked your statement today? It's easy to find out more information about each of your transactions by logging on to the CommBank App or NetBank. Should you have any questions on fees or see an error please contact us on the details above. Cheque proceeds are available when cleared.

The date of transactions shown here may be different on your other transaction lists (for example, the transaction list that appears on the CommBank app).

Date	Transaction	Debit	Credit	Balance
05 Sep	2021 OPENING BALANCE			\$24,626.71 CR
10 Sep	Direct Credit 458106 NIC DIVIDEND SEP21/00805940		40.00	\$24,666.71 CR
14 Sep	Direct Debit 062934 COMMSEC SECURITI COMMSEC	1,664.51		\$23,002.20 CR
16 Sep	Direct Credit 396297 ANN DIVIDEND AUF21/00828647		297.20	\$23,299.40 CR
17 Sep	Direct Debit 062934 COMMSEC SECURITI COMMSEC	6,682.79		\$16,616.61 CR
24 Sep	Direct Credit 302169 APX ITM DIV 001265507466		22.50	\$16,639.11 CR
24 Sep	Direct Credit 458106 PWR HOLDING DIV SEP21/00803889		60.00	\$16,699.11 CR
27 Sep	Direct Credit 128594 SG JAYAWARDANA TR TO CBA SHAREAC		15,000.00	\$31,699.11 CR
28 Sep	Direct Credit 458106 COLES GROUP LTD FIN21/01197419		420.00	\$32,119.11 CR
29 Sep	Direct Credit 302169 BVS FNL DIV 001267279547		90.00	\$32,209.11 CR
29 Sep	Direct Debit 062934 COMMSEC SECURITI COMMSEC	13,594.90		\$18,614.21 CR





Date	Transaction	Debit	Credit	Balance
30 Sep	Direct Credit 009234 NCM DIV 001265414647		275.98	\$18,890.19 CR
30 Sep	Direct Credit 436383 FMG DIVIDEND 001267483312		2,110.00	\$21,000.19 CR
01 Oct	Credit Interest		0.90	\$21,001.09 CR
28 Oct	Direct Debit 062934 COMMSEC SECURITI COMMSEC	27.19		\$20,973.90 CR
29 Oct	Direct Credit 511016 WAM Leaders Ltd S00119656559		70.00	\$21,043.90 CR
01 Nov	Credit Interest		0.89	\$21,044.79 CR
11 Nov	Direct Credit 128594 SG JAYAWARDANA TR TO CBA SHAREAC		5,000.00	\$26,044.79 CR
12 Nov	Direct Debit 062934 COMMSEC SECURITI COMMSEC	23,824.90		\$2,219.89 CR
01 Dec	Credit Interest		0.32	\$2,220.21 CR
15 Dec	Direct Credit 531543 NAB FINAL DIV DV222/00704759		670.00	\$2,890.21 CR
17 Dec	Direct Credit 396297 JAMES HARDIE IND DEC21/00823545		274.64	\$3,164.85 CR
20 Dec	Direct Credit 128594 SG JAYAWARDANA TR TO CBA SHAREAC		25,000.00	\$28,164.85 CR
29 Dec	Direct Debit 062934 COMMSEC SECURITI COMMSEC	8,093.56		\$20,071.29 CR
01 Jan	Credit Interest		0.43	\$20,071.72 CR
04 Jan	Transfer To CoinSpot NetBank 996310279219	5,000.00		\$15,071.72 CR
01 Feb	Credit Interest		0.66	\$15,072.38 CR
10 Feb	Direct Credit 458106 NIC DIVIDEND FEB22/00806295		40.00	\$15,112.38 CR
01 Mar	Credit Interest		0.58	\$15,112.96 CR
04 Mar	2022 CLOSING BALANCE			\$15,112.96 CR

Opening balance	-	Total debits	+	Total credits	=	Closing balance
\$24,626.71 CR		\$58,887.85		\$49,374.10		\$15,112.96 CR

Your Credit Interest Rate Summary

Date	Balance	Standard Credit Interest Rate (p.a.)
04 Mar	Less than \$10,000.00	0.00%
	\$10,000.00 and over	0.05%

Note. Interest rates are effective as at the date shown but are subject to change.

Important Information:

We try to get things right the first time – but if we don't, we'll do what we can to fix it.

You can fix most problems simply by contacting us.

Write to: CBA Group Customer Relations, Reply Paid 41, Sydney NSW 2001

Tell us online: commbank.com.au/support/compliments-and-complaints.html

Call: 1800 805 605 (free call)

You can also contact the Australian Financial Complaints Authority, AFCA, an independent external dispute resolution body approved by ASIC - time limits may apply, visit AFCA, afca.org.au, website for more information.

Write to: Australian Financial Complaints Authority, GPO Box 3, Melbourne VIC 3001

Email: info@afca.org.au

Call: 1800 931 678, free call Monday to Friday 9am– 5pm, AEST





Account Number 06 7167 24067781

Statement Period 5 Mar 2022 - 4 Sep 2022

Closing Balance \$58,270.82 CR

Enquiries 13 1998
 (24 hours a day, 7 days a week)



052

DR SARATH GUNASEELA JAYAWARDANA
 PO BOX 11
 PARKWOOD WA 6147

Direct Investment Account

If this account has an attached overdraft limit or facility and we send you a statement every 4 or 6 months, we will update your statement preference to every 3 months as part of changes made to the new Banking Code of Practice from 1 July 2019.

The Commonwealth Direct Investment Account is the preferred cash account for SMSF customers. You will receive discounted brokerage when you link your CDIA to a CommSec Trading Account, and enjoy the convenience of managing your investments through NetBank and the CommBank app.


Name: DR SARATH GUNASEELA JAYAWARDANA + MRS LU
 CKMALIE LALI KRISHANTHI JAYAWARDANA IN TRUST FOR
 DR SAM SF

Note: Have you checked your statement today? It's easy to find out more information about each of your transactions by logging on to the CommBank App or NetBank. Should you have any questions on fees or see an error please contact us on the details above. Cheque proceeds are available when cleared.

The date of transactions shown here may be different on your other transaction lists (for example, the transaction list that appears on the CommBank app).

Date	Transaction	Debit	Credit	Balance
05 Mar	2022 OPENING BALANCE			\$15,112.96 CR
09 Mar	Direct Credit 396297 ANN DIVIDEND AUD48/00833390		168.35	\$15,281.31 CR
18 Mar	Direct Credit 302169 APX FNL DIV 001273271052		27.50	\$15,308.81 CR
25 Mar	Direct Credit 302169 BVS ITM DIV 001273290946		55.50	\$15,364.31 CR
25 Mar	Direct Credit 458106 PWR HOLDING DIV MAR22/00803920		35.00	\$15,399.31 CR
31 Mar	Direct Credit 629466 BST DIV 001276230550		220.00	\$15,619.31 CR
31 Mar	Direct Credit 009234 NCM DIV 001272937634		52.21	\$15,671.52 CR
31 Mar	Direct Credit 458106 COLES GROUP LTD INT22/01185157		495.00	\$16,166.52 CR
01 Apr	Credit Interest		0.65	\$16,167.17 CR
07 Apr	Direct Credit 458106 PRU PAYMENT APR22/00804416		22.50	\$16,189.67 CR
21 Apr	Direct Credit 302169 ACL DIV 001276765386		240.00	\$16,429.67 CR





Date	Transaction	Debit	Credit	Balance
29 Apr	Direct Credit 511016 WAM Leaders Ltd S00119656559		80.00	\$16,509.67 CR
01 May	Credit Interest		0.67	\$16,510.34 CR
09 May	Direct Credit 062895 COMMONWEALTH SEC COMMSEC		35,889.73	\$52,400.07 CR
01 Jun	Credit Interest		3.55	\$52,403.62 CR
01 Jul	CREDIT INTEREST EARNED on this account to June 30, 2022 is \$10.05			
01 Jul	Credit Interest		7.97	\$52,411.59 CR
04 Jul	Direct Credit 077669 MQG FNL DIV 001277550371		252.00	\$52,663.59 CR
05 Jul	Direct Credit 531543 NAB INTERIM DIV DV231/01187463		365.00	\$53,028.59 CR
18 Jul	Direct Credit 513275 ASIA DST JUN 001279160925		79.56	\$53,108.15 CR
29 Jul	Direct Credit 396297 JAMES HARDIE IND JUL22/00823709		105.00	\$53,213.15 CR
01 Aug	Credit Interest		17.87	\$53,231.02 CR
04 Aug	Direct Credit 637040 MBC BIDCO SCHEME S00119656559		105.00	\$53,336.02 CR
04 Aug	Direct Credit 637040 MBC BIDCO SCHEME S00119656559		4,895.00	\$58,231.02 CR
01 Sep	Credit Interest		39.80	\$58,270.82 CR
04 Sep	2022 CLOSING BALANCE			\$58,270.82 CR

Opening balance	-	Total debits	+	Total credits	=	Closing balance
\$15,112.96 CR		Nil		\$43,157.86		\$58,270.82 CR

Your Credit Interest Rate Summary

Date	Balance	Standard Credit Interest Rate (p.a.)
04 Sep	Less than \$10,000.00	0.00%
	\$10,000.00 and over	1.10%

Note. Interest rates are effective as at the date shown but are subject to change.

Important Information:

We try to get things right the first time – but if we don't, we'll do what we can to fix it.

You can fix most problems simply by contacting us.

Write to: CBA Group Customer Relations, Reply Paid 41, Sydney NSW 2001

Tell us online: commbank.com.au/support/compliments-and-complaints.html

Call: 1800 805 605 (free call)


You can also contact the Australian Financial Complaints Authority, AFCA, an independent external dispute resolution body approved by ASIC - time limits may apply, visit AFCA, afca.org.au, website for more information.

Write to: Australian Financial Complaints Authority, GPO Box 3, Melbourne VIC 3001

Email: info@afca.org.au

Call: 1800 931 678, free call Monday to Friday 9am– 5pm, AEST





CoinSpot

Casey Block Services
ABN: 19 619 574 186

End of Financial Year Statement 2022

Coin Balances as at 30/06/2022

All listed AUD rates are approximate

User: sarathj@iinet.net.au

Sarath Jayawardana
421 Riverton Drive East,
Shelley WA 6148

Balance Summary

COIN	COIN BALANCE	RATE (AUD)	TOTAL (AUD)
AUD	\$10.88	1	\$10.88
SOL	4.14147269	46.26227008	191.59392811
ETH	0.37121316	1500.80272242	557.11772113
BTC	0.04892084	27727.10947102	1,356.43348609

Fee Summary

FEES	GROSS (AUD)
Buy Fees	\$49.50
Sell Fees	\$0.00

Transaction History

DATE	TYPE	COIN	AMOUNT	FEE (AUD)	TOTAL (AUD)
04/01/2022 03:17 PM	Buy	SOL/AUD	4.14147269	\$9.9009901	\$1,000
04/01/2022 03:16 PM	Buy	ETH/AUD	0.37121316	\$19.8019802	\$2,000
04/01/2022 03:16 PM	Buy	BTC/AUD	0.03038121	\$19.8019802	\$2,000

Deposit History

CREATED	TYPE	REFERENCE	AMOUNT (AUD)
04/01/2022 03:05 PM	POLi	5A672781D92A6A4C3D6B7042FKAD8FBMTT	\$5,000
Total Deposits			\$5,000

Withdrawal History

No withdrawals.

Send Transaction History

No sends.

Receive Transaction History

No receives.

Receive From Another User

No receives.

Portfolio Valuation



30 JUNE 2022

SHARES - 3461637 - HIN 88850688

DR SARATH GUNASEELA JAYAWARDANA + MRS LUCKMALIE LALI KRISHANTHI JAYAWARDANA <DR SAM SF A/C>

Portfolio	Units	Unit Price	Portfolio Value	% of Portfolio
29M - 29METALSLIMITED FPO (ORDINARY FULLY PAID)	2,000	\$1.7350	\$3,470.00	1.24%
ACL - AU CLINICAL LABS FPO (ORDINARY FULLY PAID)	2,000	\$4.5900	\$9,180.00	3.27%
ANN - ANSELL LIMITED FPO (ORDINARY FULLY PAID)	500	\$22.2400	\$11,120.00	3.97%
ASIA - BETA ASIATECH TIGERS ETF UNITS (BETASHARES ASIA TECHNOLOGY TIGERS ETF)	1,000	\$7.5000	\$7,500.00	2.67%
BHP - BHP GROUP LIMITED FPO (ORDINARY FULLY PAID)	700	\$41.2500	\$28,875.00	10.30%
BST - BEST & LESS FPO (ORDINARY FULLY PAID)	2,000	\$2.2300	\$4,460.00	1.59%
BVS - BRAVURA SOLUTION LTD FPO (ORDINARY FULLY PAID)	1,500	\$1.4150	\$2,122.50	0.76%
COL - COLES GROUP FPO (ORDINARY FULLY PAID)	1,500	\$17.8100	\$26,715.00	9.53%
CXO - CORE LITHIUM FPO (ORDINARY FULLY PAID)	40,000	\$0.9550	\$38,200.00	13.62%
DUB - DUBBER CORP LTD FPO (ORDINARY FULLY PAID)	2,000	\$0.6450	\$1,290.00	0.46%
EML - EML PAYMENTS LTD FPO (ORDINARY FULLY PAID)	2,000	\$1.2300	\$2,460.00	0.88%
HPG - HIPAGES GROUP FPO (ORDINARY FULLY PAID)	2,000	\$0.9900	\$1,980.00	0.71%
JHX - JAMES HARDIE INDUST CDI 1:1 (CHESS DEPOSITARY INTERESTS 1:1)	250	\$31.7700	\$7,942.50	2.83%
LGP - LITTLE GREEN PHARMA FPO (ORDINARY FULLY PAID)	6,000	\$0.2250	\$1,350.00	0.48%
LYC - LYNAS RARE EARTHS FPO (ORDINARY FULLY PAID)	1,000	\$8.7300	\$8,730.00	3.11%
MQG - MACQUARIE GROUP LTD FPO (ORDINARY FULLY PAID)	100	\$164.5100	\$16,451.00	5.87%
MSB - MESOBLAST LIMITED FPO (ORDINARY FULLY PAID)	2,000	\$0.6100	\$1,220.00	0.44%
NAB - NATIONAL AUST. BANK FPO (ORDINARY FULLY PAID)	500	\$27.3900	\$13,695.00	4.88%
NCM - NEWCREST MINING FPO (ORDINARY FULLY PAID)	500	\$20.8900	\$10,445.00	3.73%
NIC - NICKEL INDUSTRIES FPO (ORDINARY FULLY PAID)	2,000	\$0.9750	\$1,950.00	0.70%
PLL - PIEDMONT LITHIUM INC CDI 100:1 (CHESS DEPOSITARY INTERESTS 100:1)	5,000	\$0.5450	\$2,725.00	0.97%
PRU - PERSEUS MINING LTD FPO (ORDINARY FULLY PAID)	5,000	\$1.5850	\$7,925.00	2.83%
PWH - PWR HOLDINGS LIMITED FPO (ORDINARY FULLY PAID)	1,000	\$6.3200	\$6,320.00	2.25%
UWL - UNITI GROUP LTD FPO (ORDINARY FULLY PAID)	1,000	\$4.9200	\$4,920.00	1.75%
WDS - WOODSIDE ENERGY FPO (ORDINARY FULLY PAID)	126	\$31.8400	\$4,011.84	1.43%
WLE - WAM LEADERS LIMITED FPO (ORDINARY FULLY PAID)	2,000	\$1.4600	\$2,920.00	1.04%
		Sub Total	\$227,977.84	81.31%

Cash Accounts	Portfolio Value	% of Portfolio
CDIA - 06716724067781	\$52,403.62	18.69%
	TOTAL	\$280,381.46 100.00%

Portfolio Valuation



30 JUNE 2022

This statement only provides information for CDIA accounts that have been designated as the settlement account for your Commonwealth Securities Limited Share Trading account as at 30 June. Please refer to NetBank for interest income from all other CBA accounts.

The interest shown is net of any non-resident or TFN withholding tax (if applicable). Please refer to Netbank for bank fees paid on your designated CDIA settlement account in the financial year.

The total brokerage outlined does not include any rebates you may have received over the financial year. Refer to your transaction statement records for this information.

This report only includes an estimate of dividends paid for holdings held with Commonwealth Securities Limited as at the ex-dividend date. For instance, any dividends paid prior to holdings being transferred to Commonwealth Securities Limited are not included.

This statement is an estimated summary document only and it is not intended to replace any document which contains information that may be required for taxation purposes. You should therefore refer to your CHES statements, dividend statements, confirmation contract notes and other investment or bank account statements for your records in this regard. This statement may not include information on accounts which have been closed, switched product type, transferred Holder Identification Number (HIN), or switched Participant Identification Number (PID) during the financial year.

This statement is issued by Commonwealth Securities Limited ABN 60 067 254 399 AFSL 238814, a market participant of ASX and Cboe Australia Pty Ltd (formerly Chi-X Australia Pty Limited), a clearing participant of ASX Clear Pty Limited and a settlement participant of ASX Settlement Pty Limited. Commonwealth Securities Limited is a wholly owned but non-guaranteed subsidiary of the Commonwealth Bank of Australia ABN 48 123 123 124 AFSL 234945 ("CBA"). Information contained in this statement is believed to be accurate at the time the statement is generated. CBA and its subsidiaries do not accept any liability for any errors or omissions contained in this statement, or any responsibility for any action taken in reliance on this statement. This document contains general information only and does not take into account your individual objectives, financial and taxation situations or needs. Before acting on the information, consider the appropriateness of your own objectives, needs, financial and taxation situation and, if necessary, seek appropriate independent financial and taxation advice. CBA is not a registered tax (financial) adviser under the Tax Agent Services Act 2009. If there are any errors in this statement, please contact us.

Address: Commonwealth Securities Limited, Locked Bag 22, Australia Square NSW 1215 | Phone: 13 15 19 | Website: www.commsec.com.au

If you are not satisfied with the service or advice you receive from us, you are entitled to complain. We have established procedures to ensure that all enquiries and complaints are properly dealt with. Please refer to our Financial Services Guide for more information. If an issue has not been resolved to your satisfaction, you can lodge a complaint with the Australian Financial Complaints Authority. AFCA provides fair and independent financial services complaint resolution that is free to consumers. Website: www.afca.org.au, Telephone: 1800 931 678 (free call), Email: info@afca.org.au, In writing to: Australian Financial Complaints Authority, GPO Box 3, Melbourne VIC 3001.

Transaction Summary

1 JULY 2021 - 30 JUNE 2022



DR SARATH GUNASEELA JAYAWARDANA + MRS
LUCKMALIE LALI KRISHANTHI JAYAWARDANA
<DR SAM SF A/C>

SHARES - 3461637 - HIN 88850688

Total Buys and Sells	2021 - 2022 Financial Year
Total Buys (inc. Brokerage + GST)	\$163,019.51
Total Sells (inc. Brokerage + GST)	\$118,516.66

29M - 29METALSLIMITED FPO (ORDINARY FULLY PAID)

Date	Type	Quantity	Unit Price	Trade Value	Brokerage+GST	GST	CNote	Total Value
13-Aug-2021	Buy	2,000	\$2.4861	\$4,972.27	\$19.95	\$1.81	121862698	\$4,992.22
Sub Total					\$19.95	\$1.81		\$4,992.22

ACL - AU CLINICAL LABS FPO (ORDINARY FULLY PAID)

Date	Type	Quantity	Unit Price	Trade Value	Brokerage+GST	GST	CNote	Total Value
27-Sep-2021	Buy	2,000	\$4.6650	\$9,330.00	\$19.95	\$1.81	124072289	\$9,349.95
Sub Total					\$19.95	\$1.81		\$9,349.95

APX - APPEN LIMITED FPO (ORDINARY FULLY PAID)

Date	Type	Quantity	Unit Price	Trade Value	Brokerage+GST	GST	CNote	Total Value
04-May-2022	Sell	-500	\$6.3800	-\$3,190.00	\$19.95	\$1.81	132919376	-\$3,170.05
Sub Total					\$19.95	\$1.81		-\$3,170.05

BBT - BLUEBET HOLDINGS LTD FPO (ORDINARY FULLY PAID)

Date	Type	Quantity	Unit Price	Trade Value	Brokerage+GST	GST	CNote	Total Value
04-May-2022	Sell	-2,000	\$6.411	-\$1,282.12	\$19.95	\$1.81	132920829	-\$1,262.17
26-Aug-2021	Buy	2,000	\$2.8600	\$5,720.00	\$19.95	\$1.81	122505331	\$5,739.95
Sub Total					\$39.90	\$3.62		\$4,477.78

BHP - BHP GROUP LIMITED FPO (ORDINARY FULLY PAID)

Date	Type	Quantity	Unit Price	Trade Value	Brokerage+GST	GST	CNote	Total Value
05-May-2022	Buy	700	\$47.5400	\$33,278.00	\$39.93	\$3.63	132948763	\$33,317.93
Sub Total					\$39.93	\$3.63		\$33,317.93

BST - BEST & LESS FPO (ORDINARY FULLY PAID)

Date	Type	Quantity	Unit Price	Trade Value	Brokerage+GST	GST	CNote	Total Value
15-Sep-2021	Buy	2,000	\$3.3314	\$6,662.84	\$19.95	\$1.81	123451989	\$6,682.79
Sub Total					\$19.95	\$1.81		\$6,682.79

Transaction Summary

1 JULY 2021 - 30 JUNE 2022



CXO - CORE LITHIUM FPO (ORDINARY FULLY PAID)

Date	Type	Quantity	Unit Price	Trade Value	Brokerage+GST	GST	CNote	Total Value
10-Nov-2021	Buy	10,000	\$.6250	\$6,250.00	\$19.95	\$1.81	126150770	\$6,269.95
27-Sep-2021	Buy	10,000	\$.4225	\$4,225.00	\$19.95	\$1.81	124073534	\$4,244.95
01-Jul-2021	Buy	20,000	\$.2400	\$4,800.00	\$19.95	\$1.81	120118945	\$4,819.95
Sub Total					\$59.85	\$5.43		\$15,334.85

DUB - DUBBER CORP LTD FPO (ORDINARY FULLY PAID)

Date	Type	Quantity	Unit Price	Trade Value	Brokerage+GST	GST	CNote	Total Value
26-Aug-2021	Buy	2,000	\$3.8100	\$7,620.00	\$19.95	\$1.81	122505489	\$7,639.95
Sub Total					\$19.95	\$1.81		\$7,639.95

EML - EML PAYMENTS LTD FPO (ORDINARY FULLY PAID)

Date	Type	Quantity	Unit Price	Trade Value	Brokerage+GST	GST	CNote	Total Value
12-Jul-2021	Buy	2,000	\$3.7500	\$7,500.00	\$19.95	\$1.81	120498837	\$7,519.95
Sub Total					\$19.95	\$1.81		\$7,519.95

FMG - FORTESCUE METALS GRP FPO (ORDINARY FULLY PAID)

Date	Type	Quantity	Unit Price	Trade Value	Brokerage+GST	GST	CNote	Total Value
10-Sep-2021	Sell	-1,000	\$18.0100	-\$18,010.00	\$29.95	\$2.72	123220889	-\$17,980.05
Sub Total					\$29.95	\$2.72		-\$17,980.05

HPG - HIPAGES GROUP FPO (ORDINARY FULLY PAID)

Date	Type	Quantity	Unit Price	Trade Value	Brokerage+GST	GST	CNote	Total Value
10-Sep-2021	Buy	2,000	\$4.1824	\$8,364.71	\$19.95	\$1.81	123221525	\$8,384.66
Sub Total					\$19.95	\$1.81		\$8,384.66

JHX - JAMES HARDIE INDUST CDI 1:1 (CHESS DEPOSITARY INTERESTS 1:1)

Date	Type	Quantity	Unit Price	Trade Value	Brokerage+GST	GST	CNote	Total Value
04-May-2022	Sell	-250	\$40.8506	-\$10,212.64	\$29.95	\$2.72	132920153	-\$10,182.69
Sub Total					\$29.95	\$2.72		-\$10,182.69

KGN - KOGAN.COM LTD FPO (ORDINARY FULLY PAID)

Date	Type	Quantity	Unit Price	Trade Value	Brokerage+GST	GST	CNote	Total Value
25-Aug-2021	Sell	-1,000	\$11.0100	-\$11,010.00	\$29.95	\$2.72	122442873	-\$10,980.05
Sub Total					\$29.95	\$2.72		-\$10,980.05

Transaction Summary

1 JULY 2021 - 30 JUNE 2022



LGP - LITTLE GREEN PHARMA FPO (ORDINARY FULLY PAID)								
Date	Type	Quantity	Unit Price	Trade Value	Brokerage+GST	GST	CNote	Total Value
04-May-2022	Sell	-4,000	\$3.3950	-\$1,580.00	\$19.95	\$1.81	132920670	-\$1,560.05
Sub Total					\$19.95	\$1.81		-\$1,560.05

MQG - MACQUARIE GROUP LTD FPO (ORDINARY FULLY PAID)								
Date	Type	Quantity	Unit Price	Trade Value	Brokerage+GST	GST	CNote	Total Value
05-May-2022	Buy	100	\$203.1895	\$20,318.95	\$29.95	\$2.72	132949213	\$20,348.90
Sub Total					\$29.95	\$2.72		\$20,348.90

NAB - NATIONAL AUST. BANK FPO (ORDINARY FULLY PAID)								
Date	Type	Quantity	Unit Price	Trade Value	Brokerage+GST	GST	CNote	Total Value
04-May-2022	Sell	-500	\$32.4900	-\$16,245.00	\$29.95	\$2.72	132920968	-\$16,215.05
Sub Total					\$29.95	\$2.72		-\$16,215.05

NDQ - BETASHARES NASDAQ100 ETF UNITS (BETASHARES NASDAQ 100 ETF)								
Date	Type	Quantity	Unit Price	Trade Value	Brokerage+GST	GST	CNote	Total Value
05-May-2022	Sell	-1,500	\$29.7500	-\$44,625.00	\$53.55	\$4.87	132947994	-\$44,571.45
10-Nov-2021	Buy	500	\$35.0500	\$17,525.00	\$29.95	\$2.72	126151468	\$17,554.95
Sub Total					\$83.50	\$7.59		-\$27,016.50

PRU - PERSEUS MINING LTD FPO (ORDINARY FULLY PAID)								
Date	Type	Quantity	Unit Price	Trade Value	Brokerage+GST	GST	CNote	Total Value
23-Dec-2021	Buy	5,000	\$1.6147	\$8,073.61	\$19.95	\$1.81	127904369	\$8,093.56
Sub Total					\$19.95	\$1.81		\$8,093.56

URW - UNIBAILRODAWESTFIELD CDI 20:1 (CDI 20:1 FOREIGN EXEMPT XPAR)								
Date	Type	Quantity	Unit Price	Trade Value	Brokerage+GST	GST	CNote	Total Value
05-May-2022	Sell	-1,500	\$5.1200	-\$7,680.00	\$19.95	\$1.81	132948309	-\$7,660.05
10-Sep-2021	Buy	1,500	\$5.5000	\$8,250.00	\$19.95	\$1.81	123222377	\$8,269.95
Sub Total					\$39.90	\$3.62		\$609.90

UWL - UNITI GROUP LTD FPO (ORDINARY FULLY PAID)								
Date	Type	Quantity	Unit Price	Trade Value	Brokerage+GST	GST	CNote	Total Value
05-May-2022	Sell	-1,000	\$4.9550	-\$4,955.00	\$19.95	\$1.81	132948455	-\$4,935.05
12-Jul-2021	Buy	2,000	\$3.3900	\$6,780.00	\$19.95	\$1.81	120507693	\$6,799.95
Sub Total					\$39.90	\$3.62		\$1,864.90

Transaction Summary

1 JULY 2021 - 30 JUNE 2022



WLE - WAM LEADERS LIMITED FPO (ORDINARY FULLY PAID)

Date	Type	Quantity	Unit Price	Trade Value	Brokerage+GST	GST	CNote	Total Value
10-Sep-2021	Buy	2,000	\$1.4850	\$2,970.00	\$19.95	\$1.81	123224346	\$2,989.95
				Sub Total	\$19.95	\$1.81		\$2,989.95

Balance History

Currency Australian Dollar [<<](#) **View:** TLS, I*****0685 (DR SAM PTY LTD <DR SAM SUPER FUND A/C>)Balance as at date (dd/mm/yyyy) 30/06/2022 Displaying Balance History as at **30 Jun 2022**

HIN/SRN EMP ID	Security Code	Closing Price (AUD)	Total Balance	Tradeable Balance	Total Value (AUD)
I*****0685	TLS	3.85	800	800	3,080.00

Viewing 1 - 1 of 1
Total Value: \$ 3,080.00

Chat **Feedback** s Limited

Type your message... Send



Income tax 551

Date generated	16/09/2022
Overdue	\$0.00
Not yet due	\$0.00
Balance	\$0.00

Transactions

2 results found - from **01 July 2021** to **16 September 2022** sorted by **processed date** ordered **newest to oldest**

Processed date	Effective date	Description	Debit (DR)	Credit (CR)	Balance
3 Aug 2021	31 Aug 2021	Tax return Self Man Superfund - Income Tax for the period from 01 Jul 19 to 30 Jun 20	\$204.14		\$0.00
30 Jul 2021	29 Jul 2021	Payment received		\$204.14	\$204.14 CR

$\$259 - \$54.86 = \$204.14$



Activity statement 001

Date generated	16/09/2022
Overdue	\$0.00
Not yet due	\$0.00
Balance	\$0.00

Transactions

9 results found - from **01 April 2021** to **16 September 2022** sorted by **processed date** ordered **newest to oldest**

Processed date	Effective date	Description	Debit (DR)	Credit (CR)	Balance
14 Dec 2021	14 Dec 2021	General interest charge			\$0.00
14 Dec 2021	13 Dec 2021	Payment received		\$1,408.00	\$0.00
2 Aug 2021	2 Aug 2021	General interest charge			\$1,408.00 DR
1 Aug 2021	28 Jul 2021	Original Activity Statement for the period ending 30 Jun 21 - PAYG Instalments	\$704.00		\$1,408.00 DR
3 May 2021	3 May 2021	General interest charge			\$704.00 DR
2 May 2021	28 Apr 2021	Original Activity Statement for the period ending 31 Mar 21 - PAYG Instalments	\$704.00		\$704.00 DR
7 Apr 2021	7 Apr 2021	General interest charge			\$0.00
7 Apr 2021	6 Apr 2021	Payment received		\$704.00	\$0.00
1 Apr 2021	1 Apr 2021	General interest charge			\$704.00 DR

P - PRIOR YEAR

Financial statements and reports for the year ended 30 June 2021

Dr Sam Superannuation Fund

Prepared for: Sarath Jayawardana and Luckmalie Jayawardana

Operating Statement

Statement of Financial Position

Notes to the Financial Statements

Trustees Declaration

Statement of Taxable Income

Members Statement

Investment Summary

Market Movement

CGT Register

Investment Income

Realised Capital Gains

Unrealised Capital Gains

Trustee Minute / Resolution

Trial Balance

Dr Sam Superannuation Fund
Operating Statement

For the year ended 30 June 2021



	Note	2021 \$	2020 \$
Income			
Investment Income			
Trust Distributions	8	1,591	0
Dividends Received	7	4,603	149
Interest Received		3,255	869
Investment Gains			
Changes in Market Values	9	33,727	14,895
Contribution Income			
Personal Concessional		50,000	2,920
Personal Non Concessional		14,528	0
Total Income		107,704	18,833
Expenses			
Accountancy Fees		935	0
ATO Supervisory Levy		259	0
Auditor's Remuneration		330	0
Bank Charges		0	35
Investment Expenses		1,000	4,999
		2,524	5,034
Member Payments			
Life Insurance Premiums		3,538	0
Total Expenses		6,062	5,034
Benefits accrued as a result of operations before income tax		101,641	13,799
Income Tax Expense		5,996	(55)
Benefits accrued as a result of operations		95,645	13,854

The accompanying notes form part of these financial statements.

Refer to compilation report

Dr Sam Superannuation Fund
Statement of Financial Position



As at 30 June 2021

	Note	2021 \$	2020 \$
Assets			
Investments			
Cryptocurrency	2	871	0
Shares in Listed Companies (Australian)	3	191,543	57,149
Stapled Securities	4	0	7,150
Units in Listed Unit Trusts (Australian)	5	44,150	0
Total Investments		<u>236,564</u>	<u>64,299</u>
Other Assets			
NAB Cash Management #8075		98,841	21,631
Commonwealth CDIA #3509		0	0
Commonwealth Direct Investment Account #7781		18,993	9,031
Q Bank Term Deposit		0	160,000
Distributions Receivable		1,564	0
Income Tax Refundable		0	120
Total Other Assets		<u>119,398</u>	<u>190,782</u>
Total Assets		<u>355,962</u>	<u>255,081</u>
Less:			
Liabilities			
Income Tax Payable		3,829	0
PAYG Payable		1,408	0
Total Liabilities		<u>5,237</u>	<u>0</u>
Net assets available to pay benefits		<u>350,725</u>	<u>255,081</u>
Represented by:			
Liability for accrued benefits allocated to members' accounts			
Jayawardana, Sarath - Accumulation		196,766	146,942
Jayawardana, Luckmalie - Accumulation		153,959	108,139
Total Liability for accrued benefits allocated to members' accounts		<u>350,725</u>	<u>255,081</u>

The accompanying notes form part of these financial statements.

Refer to compilation report

Dr Sam Superannuation Fund
Notes to the Financial Statements

For the year ended 30 June 2021



Note 1: Summary of Significant Accounting Policies

The trustees have prepared the financial statements on the basis that the Superannuation Fund is not a reporting entity because it is not publicly accountable and is not required by law or governing document to prepare financial statements that comply with Australian Accounting Standards. The financial statements are therefore special purpose financial statements that have been prepared in order to meet the requirements of the Superannuation Industry (Supervision) Act 1993 and associated Regulations, the trust deed of the Fund and the needs of members.

The financial statements have been prepared on a cash basis and are based on historical costs, except for investments which have been measured at market value.

The following significant accounting policies, which are consistent with the policies applied in the previous period unless otherwise stated, have been adopted in the preparation of the financial statements.

The financial statements were authorised for issue by the Trustee(s).

a. Measurement of Investments

The Fund initially recognises:

- (i) an investment when it controls the future economic benefits expected to flow from the asset. For financial assets, the trade date is considered to be the date on which control of the future economic benefits attributable to the asset passes to the Fund; and
- (ii) a financial liability on the date it becomes a party to the contractual provisions of the instrument.

Investments of the Fund have been measured at market value, which refers to the amount that a willing buyer could reasonably be expected to pay to acquire an asset from a willing seller if the following assumptions were made:

- that the buyer and the seller deal with each other at arm's length in relation to the sale;
- that the sale occurred after proper marketing of the asset; and
- that the buyer and the seller acted knowledgeably and prudentially in relation to the sale.

Market value has been determined as follows:

- (i) shares and other securities listed on the Australian Securities Exchange by reference to the relevant market quotations at the end of the reporting period;
- (ii) units in managed funds by reference to the unit redemption price at the end of the reporting period;
- (iii) fixed-interest securities by reference to the redemption price at the end of the reporting period;
- (iv) unlisted investments are stated at trustees' assessment based on estimated market value at balance date or where necessary, an external valuer's opinion; and
- (v) investment properties at the trustees' assessment of the market value or where necessary a qualified independent valuer's opinion at the end of reporting period.

Financial liabilities, such as trade creditors and other payables, are measured at the gross value of the outstanding balance at the end of the reporting period. The trustees have determined that the gross values of the Fund's financial liabilities is equivalent to their market values. Any remeasurement changes in the gross values of non-current financial liabilities (including liabilities for members' accrued benefits) are recognised in the operating statement in the periods in which they occur.

b. Cash and Cash Equivalents

Cash and cash equivalents include cash on hand and at call, deposits with banks and short-term, highly liquid investments that are readily convertible to cash and subject to an insignificant risk of change in value.

c. Revenue

Revenue is recognised to the extent that it is probable that the economic benefits will flow to the Fund and the revenue can be reliably measured. Revenue is recognised at the fair value of the consideration received or receivable.

Dr Sam Superannuation Fund
Notes to the Financial Statements

For the year ended 30 June 2021



Interest revenue

Interest revenue is recognised in respect of fixed-interest securities, and cash and cash equivalent balances. Interest revenue is recognised upon receipt.

Dividend revenue

Dividend revenue is recognised when the dividend has been paid or, in the case of dividend reinvestment schemes, when the dividend is credited to the benefit of the fund.

Rental revenue

Rental revenue arising from operating leases on investment properties is recognised upon receipt.

Distribution revenue

Distributions from unit trusts and managed funds are recognised as at the date the unit value is quoted ex-distribution and if not received at the end of the reporting period, are reflected in the statement of financial position as a receivable at market value.

Remeasurement changes in market values

Remeasurement changes in the market values of assets are recognised as income and determined as the difference between the market value at year-end or consideration received (if sold during the year) and the market value as at the prior year-end or cost (if acquired during the period).

Contributions

Contributions and transfers in are recognised when the control and the benefits from the revenue have been attained and are recorded by the Fund, gross of any taxes, in the period to which they relate.

d. Liability for Accrued Benefits

The liability for accrued benefits represents the Fund's present obligation to pay benefits to members and beneficiaries, and has been calculated as the difference between the carrying amount of the assets and the carrying amount of the other payables and income tax liabilities as at the end of the reporting period.

e. Critical Accounting Estimates and Judgements

The preparation of financial statements requires the trustees to make judgements, estimates and assumptions that affect the application of accounting policies and the reported amounts of assets and liabilities, income and expenses. Actual results may differ from these estimates.

Estimates and underlying assumptions are reviewed on an ongoing basis. Revisions to accounting estimates are recognised in the period in which the estimate is revised and in any future period affected.

Note 2: Cryptocurrency

	2021	2020
	\$	\$
Bitcoin	871	0
	<hr/>	<hr/>
	871	0
	<hr/>	<hr/>

Note 3: Shares in Listed Companies (Australian)

	2021	2020
	\$	\$
Ansell Limited	21,755	18,350

Notes to the Financial Statements

For the year ended 30 June 2021

Appen Limited	6,800	0
Bravura Solutions Limited.	5,265	6,750
Coles Group Limited.	25,635	0
Fortescue Metals Group Ltd	23,340	13,850
James Hardie Industries Plc	22,635	13,760
Kogan.com Ltd	11,580	0
Little Green Pharma Ltd	8,800	0
Lynas Rare Earths Limited	5,710	1,935
Mesoblast Limited	3,960	0
National Australia Bank Limited	26,220	0
Newcrest Mining Limited	12,640	0
Nickel Industries Limited	1,980	0
Piedmont Lithium Inc.	5,125	0
Pwr Holdings Limited	7,090	0
Telstra Corporation Limited.	3,008	2,504
	191,543	57,149

Note 4: Stapled Securities

	2021	2020
	\$	\$
Vicinity Centres	0	7,150
	0	7,150

Note 5: Units in Listed Unit Trusts (Australian)

	2021	2020
	\$	\$
Betashares ASIA Technology Tigers Etf	12,040	0
Betashares Nasdaq 100 Etf	32,110	0
	44,150	0

Note 6: Banks and Term Deposits

	2021	2020
	\$	\$
Banks		
Commonwealth Direct Investment Account #7781	18,993	9,031
NAB Cash Management #8075	98,841	21,631

Dr Sam Superannuation Fund
Notes to the Financial Statements

For the year ended 30 June 2021



	117,834	30,662
	2021	2020
	\$	\$
Term Deposits		
Q Bank Term Deposit	0	160,000
	0	160,000
Note 7: Dividends		
	2021	2020
	\$	\$
Ansell Limited	400	0
Bravura Solutions Limited.	84	0
Coles Group Limited.	495	0
Fortescue Metals Group Ltd	2,470	0
James Hardie Industries Plc	450	0
National Australia Bank Limited	150	0
Newcrest Mining Limited	97	0
Resmed Inc	0	21
Super Retail Group Limited	330	0
Telstra Corporation Limited	128	128
	4,604	149
Note 8: Trust Distributions		
	2021	2020
	\$	\$
Betashares Nasdaq 100 Etf	1,201	0
Betashares ASIA Technology Tigers Etf	390	0
	1,591	0
Note 9: Changes in Market Values		
Unrealised Movements in Market Value		
	2021	2020
	\$	\$
Cryptocurrency		
Bitcoin	(119)	0
	(119)	0

Dr Sam Superannuation Fund
Notes to the Financial Statements

For the year ended 30 June 2021



Shares in Listed Companies (Australian)		
Ansell Limited	3,405	3,948
Appen Limited	(938)	0
Bravura Solutions Limited.	(1,485)	250
Coles Group Limited.	165	0
Fortescue Metals Group Ltd	9,490	4,260
James Hardie Industries Plc	8,875	5,425
Kogan.com Ltd	1,197	0
Little Green Pharma Ltd	380	0
Lynas Rare Earths Limited	3,775	5
Mesoblast Limited	(380)	0
National Australia Bank Limited	2,190	0
Newcrest Mining Limited	(3,044)	0
Nickel Industries Limited	(800)	0
Piedmont Lithium Inc.	768	0
Pwr Holdings Limited	795	0
Telstra Corporation Limited.	504	(576)
	24,897	13,313
Stapled Securities		
Vicinity Centres	295	(295)
	295	(295)
Units in Listed Unit Trusts (Australian)		
Betashares ASIA Technology Tigers Etf	1,270	0
Betashares Nasdaq 100 Etf	5,148	0
	6,418	0
Total Unrealised Movement	31,492	13,018
Realised Movements in Market Value		
	2021	2020
	\$	\$
Shares in Listed Companies (Australian)		
Coles Group Limited.	0	470
Resmed Inc	1,823	1,407
Super Retail Group Limited	1,540	0

Refer to compilation report

Notes to the Financial Statements

For the year ended 30 June 2021

	3,363	1,877
Stapled Securities		
Vicinity Centres	(1,127)	0
	(1,127)	0
Total Realised Movement	2,236	1,877
Changes in Market Values	33,728	14,895

Trustees Declaration

The trustees have determined that the fund is not a reporting entity and that the special purpose financial statements should be prepared in accordance with the accounting policies described in Note 1 to the financial statements.

The trustees declare that:

- (i) the financial statements and notes to the financial statements for the year ended 30 June 2021 present fairly, in all material respects, the financial position of the superannuation fund at 30 June 2021 and the results of its operations for the year ended on that date in accordance with the accounting policies described in Note 1 to the financial statements;
- (ii) the financial statements and notes to the financial statements have been prepared in accordance with the requirements of the trust deed; and
- (iii) the operation of the superannuation fund has been carried out in accordance with its trust deed and in compliance with the requirements of the Superannuation Industry (Supervision) Act 1993 and associated Regulations during the year ended 30 June 2021.

Specifically, the trustees declare that:

- in accordance with s120 of the Superannuation Industry (Supervision) Act 1993, no individual trustee has been or is a disqualified person;
- the fund has satisfactory title to all assets, all assets are unencumbered and free from charge as prescribed by s50 of the Superannuation Industry (Supervision) Act 1993 and reg13.14 of the Superannuation Industry (Supervision) Act 1994; and
- to the knowledge of the trustees, there have been no events or transactions subsequent to the balance date which could have a material impact on the fund. Where such events have occurred, the effect of such events has been accounted and noted in the fund's financial statements.

Signed in accordance with a resolution of the trustees by:

.....
Sarath Jayawardana

Trustee

.....
Luckmalie Jayawardana

Trustee

Dated this day of

Dr Sam Superannuation Fund
Statement of Taxable Income



For the year ended 30 June 2021

	2021
	\$
Benefits accrued as a result of operations	101,641.00
Less	
Increase in MV of investments	31,492.00
Tax Losses Deducted	2,796.00
Realised Accounting Capital Gains	2,236.00
Accounting Trust Distributions	1,591.00
Non Taxable Contributions	14,528.00
	<hr/> 52,643.00
Add	
Franking Credits	1,573.00
Foreign Credits	26.00
Distributed Foreign income	35.00
	<hr/> 1,634.00
SMSF Annual Return Rounding	(1.00)
	<hr/> 50,631.00
Taxable Income or Loss	<hr/> 50,631.00
Income Tax on Taxable Income or Loss	7,594.65
Less	
Franking Credits	1,572.66
Foreign Credits	26.43
	<hr/> 5,995.56
CURRENT TAX OR REFUND	<hr/> 5,995.56
Supervisory Levy	259.00
Income Tax Instalments Paid	(2,112.00)
	<hr/> 4,142.56
AMOUNT DUE OR REFUNDABLE	<hr/> 4,142.56

* Distribution tax components review process has not been completed for the financial year.

Dr Sam Superannuation Fund Members Statement



Sarath Gunaseela Jayawardana
421 Riverton Drive East
SHELLEY, Western Australia, 6148, Australia

Your Details

Your Details		Nominated Beneficiaries:	N/A
Date of Birth :	Provided	Nomination Type:	N/A
Age:	64	Vested Benefits:	196,768
Tax File Number:	Provided	Total Death Benefit:	196,768
Date Joined Fund:	01/07/2016		
Service Period Start Date:	01/07/1998		
Date Left Fund:			
Member Code:	JAYSAR00001A		
Account Start Date:	01/07/2016		
Account Phase:	Accumulation Phase		
Account Description:	Accumulation		

Your Balance

Total Benefits	196,768
<u>Preservation Components</u>	
Preserved	196,768
Unrestricted Non Preserved	
Restricted Non Preserved	
<u>Tax Components</u>	
Tax Free	25,188
Taxable	171,580
Investment Earnings Rate	16%

Your Detailed Account Summary

	This Year	Last Year
Opening balance at 01/07/2020	146,942	137,950
<u>Increases to Member account during the period</u>		
Employer Contributions		
Personal Contributions (Concessional)	25,000	2,920
Personal Contributions (Non Concessional)	7,264	
Government Co-Contributions		
Other Contributions		
Proceeds of Insurance Policies		
Transfers In		
Net Earnings	24,248	6,260
Internal Transfer In		
<u>Decreases to Member account during the period</u>		
Pensions Paid		
Contributions Tax	3,750	438
Income Tax	(96)	(251)
No TFN Excess Contributions Tax		
Excess Contributions Tax		
Refund Excess Contributions		
Division 293 Tax		
Insurance Policy Premiums Paid	3,032	
Management Fees		
Member Expenses		
Benefits Paid/Transfers Out		
Superannuation Surcharge Tax		
Internal Transfer Out		
Closing balance at 30/06/2021	196,768	146,943

Dr Sam Superannuation Fund Members Statement



Luckmalie Jayawardana
421 Riverton Drive East
SHELLEY, Western Australia, 6148, Australia

Your Details

Date of Birth : Provided

Age: 59

Tax File Number: Provided

Date Joined Fund: 01/07/2016

Service Period Start Date:

Date Left Fund:

Member Code: JAYLUC00001A

Account Start Date: 01/07/2016

Account Phase: Accumulation Phase

Account Description: Accumulation

Nominated Beneficiaries: N/A

Nomination Type: N/A

Vested Benefits: 153,959

Total Death Benefit: 153,959

Your Balance

Total Benefits 153,959

Preservation Components

Preserved 153,959

Unrestricted Non Preserved

Restricted Non Preserved

Tax Components

Tax Free 20,024

Taxable 133,935

Investment Earnings Rate 16%

Your Detailed Account Summary

	This Year	Last Year
Opening balance at 01/07/2020	108,139	103,277
<u>Increases to Member account during the period</u>		
Employer Contributions		
Personal Contributions (Concessional)	25,000	
Personal Contributions (Non Concessional)	7,264	
Government Co-Contributions		
Other Contributions		
Proceeds of Insurance Policies		
Transfers In		
Net Earnings	18,003	4,674
Internal Transfer In		
<u>Decreases to Member account during the period</u>		
Pensions Paid		
Contributions Tax	3,750	
Income Tax	191	(187)
No TFN Excess Contributions Tax		
Excess Contributions Tax		
Refund Excess Contributions		
Division 293 Tax		
Insurance Policy Premiums Paid	506	
Management Fees		
Member Expenses		
Benefits Paid/Transfers Out		
Superannuation Surcharge Tax		
Internal Transfer Out		
Closing balance at 30/06/2021	153,959	108,138

Dr Sam Superannuation Fund Investment Summary Report



As at 30 June 2021

Investment	Units	Market Price	Market Value	Average Cost	Accounting Cost	Unrealised Gain/(Loss)	Gain/(Loss)%	Portfolio Weight%
Cash/Bank Accounts								
Commonwealth CDIA #3509		0.020000	0.02	0.02	0.02			0.00 %
Commonwealth Direct Investment Account #7781		18,993.070000	18,993.07	18,993.07	18,993.07			5.36 %
NAB Cash Management #8075		98,841.460000	98,841.46	98,841.46	98,841.46			27.89 %
			117,834.55		117,834.55			33.25 %
Cryptocurrency								
BTC.COIN Bitcoin	0.02	47,004.738215	871.47	53,398.06	990.00	(118.53)	(11.97) %	0.25 %
			871.47		990.00	(118.53)	(11.97) %	0.25 %
Shares in Listed Companies (Australian)								
ANN.AX Ansell Limited	500.00	43.510000	21,755.00	28.80	14,401.75	7,353.25	51.06 %	6.14 %
APX.AX Appen Limited	500.00	13.600000	6,800.00	15.48	7,737.89	(937.89)	(12.12) %	1.92 %
BVS.AX Bravura Solutions Limited.	1,500.00	3.510000	5,265.00	4.33	6,499.95	(1,234.95)	(19.00) %	1.49 %
COL.AX Coles Group Limited.	1,500.00	17.090000	25,635.00	16.98	25,469.76	165.24	0.65 %	7.23 %
FMG.AX Fortescue Metals Group Ltd	1,000.00	23.340000	23,340.00	9.59	9,589.95	13,750.05	143.38 %	6.59 %
JHX.AX James Hardie Industries Plc	500.00	45.270000	22,635.00	16.67	8,334.59	14,300.41	171.58 %	6.39 %
KGN.AX Kogan.com Ltd	1,000.00	11.580000	11,580.00	10.38	10,382.52	1,197.48	11.53 %	3.27 %
LGP.AX Little Green Pharma Ltd	10,000.00	0.880000	8,800.00	0.84	8,419.95	380.05	4.51 %	2.48 %
LYC.AX Lynas Rare Earths Limited	1,000.00	5.710000	5,710.00	1.93	1,929.95	3,780.05	195.86 %	1.61 %
MSB.AX Mesoblast Limited	2,000.00	1.980000	3,960.00	2.17	4,339.95	(379.95)	(8.75) %	1.12 %
NAB.AX National Australia Bank Limited	1,000.00	26.220000	26,220.00	24.03	24,029.90	2,190.10	9.11 %	7.40 %
NCM.AX Newcrest Mining Limited	500.00	25.280000	12,640.00	31.37	15,684.32	(3,044.32)	(19.41) %	3.57 %
NIC.AX Nickel Industries Limited	2,000.00	0.990000	1,980.00	1.39	2,779.95	(799.95)	(28.78) %	0.56 %
PLL.AX Piedmont Lithium Inc.	5,000.00	1.025000	5,125.00	0.87	4,357.45	767.55	17.61 %	1.45 %
PWH.AX Pwr Holdings Limited	1,000.00	7.090000	7,090.00	6.29	6,294.95	795.05	12.63 %	2.00 %
TLS.AX Telstra Corporation Limited.	800.00	3.760000	3,008.00	3.70	2,960.00	48.00	1.62 %	0.85 %
			191,543.00		153,212.83	38,330.17	25.02 %	54.05 %

Dr Sam Superannuation Fund
Investment Summary Report



As at 30 June 2021

Investment	Units	Market Price	Market Value	Average Cost	Accounting Cost	Unrealised Gain/(Loss)	Gain/(Loss)%	Portfolio Weight%	
Units in Listed Unit Trusts (Australian)									
ASIA.AX	Betashares ASIA Technology Tigers Etf	1,000.00	12.040000	12,040.00	10.77	10,769.95	1,270.05	11.79 %	3.40 %
NDQ.AX	Betashares Nasdaq 100 Etf	1,000.00	32.110000	32,110.00	26.96	26,962.32	5,147.68	19.09 %	9.06 %
			44,150.00		37,732.27	6,417.73	17.01 %	12.46 %	
			354,399.02		309,769.65	44,629.37	14.41 %	100.00 %	

Dr Sam Superannuation Fund
Market Movement Report



As at 30 June 2021

Investment	Date	Description	Unrealised				Realised			Total
			Units	Accounting Cost Movement	Market Movement	Depreciation	Balance	Consideration	Accounting Cost Base	
ANN.AX - Ansell Limited										
	01/07/2020	Opening Balance	500.00	0.00	0.00	0.00	18,350.00	0.00	0.00	0.00
	30/06/2021	Revaluation	0.00	0.00	3,405.00	0.00	21,755.00	0.00	0.00	0.00
	30/06/2021		500.00	0.00	3,405.00	0.00	21,755.00	0.00	0.00	0.00
APX.AX - Appen Limited										
	27/04/2021	Purchase	500.00	7,737.89	0.00	0.00	7,737.89	0.00	0.00	0.00
	30/06/2021	Revaluation	0.00	0.00	(937.89)	0.00	6,800.00	0.00	0.00	0.00
	30/06/2021		500.00	7,737.89	(937.89)	0.00	6,800.00	0.00	0.00	0.00
ASIA.AX - Betashares ASIA Technology Tigers Etf										
	05/11/2020	Purchase	1,000.00	10,769.95	0.00	0.00	10,769.95	0.00	0.00	0.00
	30/06/2021	Revaluation	0.00	0.00	1,270.05	0.00	12,040.00	0.00	0.00	0.00
	30/06/2021		1,000.00	10,769.95	1,270.05	0.00	12,040.00	0.00	0.00	0.00
BTC.COIN3 - Bitcoin										
	16/06/2021	Purchase	0.02	990.00	0.00	0.00	990.00	0.00	0.00	0.00
	30/06/2021	Revaluation	0.00	0.00	(118.53)	0.00	871.47	0.00	0.00	0.00
	30/06/2021		0.02	990.00	(118.53)	0.00	871.47	0.00	0.00	0.00
BVS.AX - Bravura Solutions Limited.										
	01/07/2020	Opening Balance	1,500.00	0.00	0.00	0.00	6,750.00	0.00	0.00	0.00
	30/06/2021	Revaluation	0.00	0.00	(1,485.00)	0.00	5,265.00	0.00	0.00	0.00
	30/06/2021		1,500.00	0.00	(1,485.00)	0.00	5,265.00	0.00	0.00	0.00
COL.AX - Coles Group Limited.										
	01/07/2020	Opening Balance	0.00	0.00	0.00	0.00	0.00	0.00	0.00	0.00
	06/10/2020	Purchase	1,500.00	25,469.76	0.00	0.00	25,469.76	0.00	0.00	0.00
	30/06/2021	Revaluation	0.00	0.00	165.24	0.00	25,635.00	0.00	0.00	0.00
	30/06/2021		1,500.00	25,469.76	165.24	0.00	25,635.00	0.00	0.00	0.00
FMG.AX - Fortescue Metals Group Ltd										
	01/07/2020	Opening Balance	1,000.00	0.00	0.00	0.00	13,850.00	0.00	0.00	0.00
	30/06/2021	Revaluation	0.00	0.00	9,490.00	0.00	23,340.00	0.00	0.00	0.00
	30/06/2021		1,000.00	0.00	9,490.00	0.00	23,340.00	0.00	0.00	0.00
JHX.AX - James Hardie Industries Plc										
	01/07/2020	Opening Balance	500.00	0.00	0.00	0.00	13,760.00	0.00	0.00	0.00
	30/06/2021	Revaluation	0.00	0.00	8,875.00	0.00	22,635.00	0.00	0.00	0.00
	30/06/2021		500.00	0.00	8,875.00	0.00	22,635.00	0.00	0.00	0.00

Dr Sam Superannuation Fund Market Movement Report



As at 30 June 2021

Investment	Date	Description	Unrealised				Realised			Total
			Units	Accounting Cost Movement	Market Movement	Depreciation	Balance	Consideration	Accounting Cost Base	
KGN.AX - Kogan.com Ltd										
	30/04/2021	Purchase	1,000.00	10,382.52	0.00	0.00	10,382.52	0.00	0.00	0.00
	30/06/2021	Revaluation	0.00	0.00	1,197.48	0.00	11,580.00	0.00	0.00	0.00
	30/06/2021		1,000.00	10,382.52	1,197.48	0.00	11,580.00	0.00	0.00	0.00
LGP.AX - Little Green Pharma Ltd										
	29/06/2021	Purchase	10,000.00	8,419.95	0.00	0.00	8,419.95	0.00	0.00	0.00
	30/06/2021	Revaluation	0.00	0.00	380.05	0.00	8,800.00	0.00	0.00	0.00
	30/06/2021		10,000.00	8,419.95	380.05	0.00	8,800.00	0.00	0.00	0.00
LYC.AX - Lynas Rare Earths Limited										
	01/07/2020	Opening Balance	1,000.00	0.00	0.00	0.00	1,935.00	0.00	0.00	0.00
	30/06/2021	Revaluation	0.00	0.00	3,775.00	0.00	5,710.00	0.00	0.00	0.00
	30/06/2021		1,000.00	0.00	3,775.00	0.00	5,710.00	0.00	0.00	0.00
MSB.AX - Mesoblast Limited										
	17/06/2021	Purchase	2,000.00	4,339.95	0.00	0.00	4,339.95	0.00	0.00	0.00
	30/06/2021	Revaluation	0.00	0.00	(379.95)	0.00	3,960.00	0.00	0.00	0.00
	30/06/2021		2,000.00	4,339.95	(379.95)	0.00	3,960.00	0.00	0.00	0.00
NAB.AX - National Australia Bank Limited										
	12/11/2020	Purchase	500.00	10,614.95	0.00	0.00	10,614.95	0.00	0.00	0.00
	12/04/2021	Purchase	500.00	13,414.95	0.00	0.00	24,029.90	0.00	0.00	0.00
	30/06/2021	Revaluation	0.00	0.00	2,190.10	0.00	26,220.00	0.00	0.00	0.00
	30/06/2021		1,000.00	24,029.90	2,190.10	0.00	26,220.00	0.00	0.00	0.00
NCM.AX - Newcrest Mining Limited										
	16/10/2020	Purchase	500.00	15,684.32	0.00	0.00	15,684.32	0.00	0.00	0.00
	30/06/2021	Revaluation	0.00	0.00	(3,044.32)	0.00	12,640.00	0.00	0.00	0.00
	30/06/2021		500.00	15,684.32	(3,044.32)	0.00	12,640.00	0.00	0.00	0.00
NDQ.AX - Betashares Nasdaq 100 Etf										
	12/11/2020	Purchase	1,000.00	26,962.32	0.00	0.00	26,962.32	0.00	0.00	0.00
	30/06/2021	Revaluation	0.00	0.00	5,147.68	0.00	32,110.00	0.00	0.00	0.00
	30/06/2021		1,000.00	26,962.32	5,147.68	0.00	32,110.00	0.00	0.00	0.00
NIC.AX - Nickel Industries Limited										
	12/04/2021	Purchase	2,000.00	2,779.95	0.00	0.00	2,779.95	0.00	0.00	0.00
	30/06/2021	Revaluation	0.00	0.00	(799.95)	0.00	1,980.00	0.00	0.00	0.00
	30/06/2021		2,000.00	2,779.95	(799.95)	0.00	1,980.00	0.00	0.00	0.00

Dr Sam Superannuation Fund
Market Movement Report



As at 30 June 2021

Investment	Date	Description	Unrealised				Realised			Total
			Units	Accounting Cost Movement	Market Movement	Depreciation	Balance	Consideration	Accounting Cost Base	
PLL.AX - Piedmont Lithium Inc.										
	27/04/2021	Purchase	5,000.00	4,357.45	0.00	0.00	4,357.45	0.00	0.00	0.00
	30/06/2021	Revaluation	0.00	0.00	767.55	0.00	5,125.00	0.00	0.00	0.00
	30/06/2021		5,000.00	4,357.45	767.55	0.00	5,125.00	0.00	0.00	0.00
PWH.AX - Pwr Holdings Limited										
	27/04/2021	Purchase	1,000.00	6,294.95	0.00	0.00	6,294.95	0.00	0.00	0.00
	30/06/2021	Revaluation	0.00	0.00	795.05	0.00	7,090.00	0.00	0.00	0.00
	30/06/2021		1,000.00	6,294.95	795.05	0.00	7,090.00	0.00	0.00	0.00
RMD.AX - Resmed Inc										
	01/07/2020	Opening Balance	0.00	0.00	0.00	0.00	0.00	0.00	0.00	0.00
	24/08/2020	Purchase	500.00	12,754.95	0.00	0.00	12,754.95	0.00	0.00	0.00
	09/11/2020	Disposal	(500.00)	(12,754.95)	0.00	0.00	0.00	14,577.75	12,754.95	1,822.80
	30/06/2021		0.00	0.00	0.00	0.00	0.00	14,577.75	12,754.95	1,822.80
SUL.AX - Super Retail Group Limited										
	28/10/2020	Purchase	1,000.00	11,629.95	0.00	0.00	11,629.95	0.00	0.00	0.00
	17/06/2021	Disposal	(1,000.00)	(11,629.95)	0.00	0.00	0.00	13,170.05	11,629.95	1,540.10
	30/06/2021		0.00	0.00	0.00	0.00	0.00	13,170.05	11,629.95	1,540.10
TLS.AX - Telstra Corporation Limited.										
	01/07/2020	Opening Balance	800.00	0.00	0.00	0.00	2,504.00	0.00	0.00	0.00
	30/06/2021	Revaluation	0.00	0.00	504.00	0.00	3,008.00	0.00	0.00	0.00
	30/06/2021		800.00	0.00	504.00	0.00	3,008.00	0.00	0.00	0.00
VCX.AX - Vicinity Centres										
	01/07/2020	Opening Balance	5,000.00	0.00	0.00	0.00	7,150.00	0.00	0.00	0.00
	24/08/2020	Disposal	(5,000.00)	(7,444.95)	0.00	0.00	(294.95)	6,317.55	7,444.95	(1,127.40)
	24/08/2020	Writeback	0.00	0.00	294.95	0.00	0.00	0.00	0.00	0.00
	30/06/2021		0.00	(7,444.95)	294.95	0.00	0.00	6,317.55	7,444.95	(1,127.40)
Total Market Movement					31,491.51				2,235.50	33,727.01

Dr Sam Superannuation Fund CGT Register Report



As at 30 June 2021

Investment	Transaction Date	Contract Date	CGT Transaction Type	Units	Cost Base	Cost Base Adj Tax Def	Cost Base Adj Tax Free	Reduced Cost Base	Adjusted Cost Base	Net Other Capital Gain	Net Indexed Gain	Gross Discounted Gain	CGT Loss
Shares in Listed Companies (Australian)													
PLL.AX - Piedmont Lithium Inc.													
	27/04/2021	23/04/2021	Purchase	5,000.00	4,357.45								
PWH.AX - Pwr Holdings Limited													
	27/04/2021	23/04/2021	Purchase	1,000.00	6,294.95								
RMD.AX - Resmed Inc													
	24/08/2020	20/08/2020	Purchase	500.00	12,754.95								
	09/11/2020	05/11/2020	Disposal	(500.00)		0.00		12,754.95	12,754.95	1,822.80			
SUL.AX - Super Retail Group Limited													
	28/10/2020	26/10/2020	Purchase	1,000.00	11,629.95								
	17/06/2021	15/06/2021	Disposal	(1,000.00)		0.00		11,629.95	11,629.95	1,540.10			
Stapled Securities													
VCX.AX - Vicinity Centres													
	24/08/2020	20/08/2020	Disposal	(5,000.00)		0.00		7,444.95	7,444.95				(1,127.40)
Units in Listed Unit Trusts (Australian)													
ASIA.AX - Betashares ASIA Technology Tigers Etf													
	05/11/2020	03/11/2020	Purchase	1,000.00	10,769.95								
	30/06/2021	30/06/2021	DistributionIn			(389.59)							

Dr Sam Superannuation Fund
CGT Register Report



As at 30 June 2021

Investment	Transaction Date	Contract Date	CGT Transaction Type	Units	Cost Base	Cost Base Adj Tax Def	Cost Base Adj Tax Free	Reduced Cost Base	Adjusted Cost Base	Net Other Capital Gain	Net Indexed Gain	Gross Discounted Gain	CGT Loss
------------	------------------	---------------	----------------------	-------	-----------	-----------------------	------------------------	-------------------	--------------------	------------------------	------------------	-----------------------	----------

Units in Listed Unit Trusts (Australian)

	30/06/2021	30/06/2021	DistributionIn							0.67	0.00	778.50	
NDQ.AX - Betashares Nasdaq 100 Etf													
	12/11/2020	10/11/2020	Purchase	1,000.00	26,962.32								
	30/06/2021	30/06/2021	DistributionIn							0.00	0.00	1,166.30	

Dr Sam Superannuation Fund Investment Income Report



As at 30 June 2021

Investment	Total Income	Franked	Unfranked	Interest/ Other	Franking Credits	Foreign Income	Foreign Credits * 1	Assessable Income (Excl. Capital Gains) * 2	TFN Credits	Other Deductions	Distributed Capital Gains	Non-Assessable Payments
Bank Accounts												
Commonwealth Direct Investment Account #7781	9.35			9.35	0.00	0.00	0.00	9.35			0.00	0.00
NAB Cash Management #8075	36.71			36.71	0.00	0.00	0.00	36.71			0.00	0.00
	46.06			46.06	0.00	0.00	0.00	46.06			0.00	0.00
Shares in Listed Companies (Australian)												
ANN.AX Ansell Limited	400.05	0.00	400.05		0.00			400.05		0.00		
BVS.AX Bravura Solutions Limited.	83.50	0.00	83.50		0.00			83.50		0.00		
COL.AX Coles Group Limited.	495.00	495.00	0.00		212.14			707.14		0.00		
FMG.AX Fortescue Metals Group Ltd	2,470.00	2,470.00	0.00		1,058.57			3,528.57		0.00		
JHX.AX James Hardie Industries Plc	449.72					449.72		449.72		0.00		
NAB.AX National Australia Bank Limited	150.00	150.00	0.00		64.29			214.29		0.00		
NCM.AX Newcrest Mining Limited	96.53	96.53	0.00		41.37			137.90		0.00		
SUL.AX Super Retail Group Limited	330.00	330.00	0.00		141.43			471.43		0.00		
TLS.AX Telstra Corporation Limited	128.00	128.00	0.00		54.86			182.86		0.00		
	4,602.80	3,669.53	483.55		1,572.66	449.72		6,175.46		0.00		
Term Deposit												
Q Bank Term Deposit	3,208.77			3,208.77	0.00	0.00	0.00	3,208.77			0.00	0.00
	3,208.77			3,208.77	0.00	0.00	0.00	3,208.77			0.00	0.00
Units in Listed Unit Trusts (Australian)												
ASIA.AX Betashares ASIA Technology Tigers Etf	389.58				0.00	0.00	0.00	0.00		0.00	779.17	(389.59)
NDQ.AX Betashares Nasdaq 100 Etf	1,201.00				0.00	34.70	26.43	61.13		0.00	1,166.30	0.00
	1,590.58				0.00	34.70	26.43	61.13		0.00	1,945.47	(389.59)

Dr Sam Superannuation Fund
Investment Income Report



As at 30 June 2021

Investment	Total Income	Franked	Unfranked	Interest/ Other	Franking Credits	Foreign Income	Foreign Credits * 1	Assessable Income	TFN Credits	Other Deductions	Distributed Capital Gains	Non- Assessable Payments
								(Excl. Capital Gains) * 2				
	9,448.21	3,669.53	483.55	3,254.83	1,572.66	484.42	26.43	9,491.42		0.00	1,945.47	(389.59)

Assessable Income (Excl. Capital Gains) **9,491.42**

Net Capital Gain **1,297.20**

Total Assessable Income 10,788.62

* 1 Includes foreign credits from foreign capital gains.

* 2 Assessable Income in the SMSF Annual Return will be different as capital gains and losses from disposals of assets have not been included.

For a breakdown of Distributed Capital Gains and Non-Assessable Payments refer to Distributions Reconciliation Report.

Dr Sam Superannuation Fund

Realised Capital Gains Report



For The Period 01 July 2020 - 30 June 2021

Investment		Accounting Treatment				Tax Treatment						
Purchase Contract Date	Disposal Contract Date	Units	Cost	Proceeds	Accounting Profit/(Loss)	Adjusted Cost Base	Reduced Cost Base	Indexed Cost Base	Indexed Gains	Discounted Gains (Gross)	Other Gains	Capital Loss
Shares in Listed Companies (Australian)												
RMD.AX - Resmed Inc												
20/08/2020	05/11/2020	500.00	12,754.95	14,577.75	1,822.80	12,754.95	12,754.95	0.00	0.00	0.00	1,822.80	0.00
		500.00	12,754.95	14,577.75	1,822.80	12,754.95	12,754.95	0.00	0.00	0.00	1,822.80	0.00
SUL.AX - Super Retail Group Limited												
26/10/2020	15/06/2021	1,000.00	11,629.95	13,170.05	1,540.10	11,629.95	11,629.95	0.00	0.00	0.00	1,540.10	0.00
		1,000.00	11,629.95	13,170.05	1,540.10	11,629.95	11,629.95	0.00	0.00	0.00	1,540.10	0.00
		1,500.00	24,384.90	27,747.80	3,362.90	24,384.90	24,384.90	0.00	0.00	0.00	3,362.90	0.00
Stapled Securities												
VCX.AX - Vicinity Centres												
24/06/2020	20/08/2020	5,000.00	7,444.95	6,317.55	(1,127.40)	7,444.95	7,444.95	0.00	0.00	0.00	0.00	(1,127.40)
		5,000.00	7,444.95	6,317.55	(1,127.40)	7,444.95	7,444.95	0.00	0.00	0.00	0.00	(1,127.40)
		5,000.00	7,444.95	6,317.55	(1,127.40)	7,444.95	7,444.95	0.00	0.00	0.00	0.00	(1,127.40)
Units in Listed Unit Trusts (Australian)												
ASIA.AX - Betashares ASIA Technology Tigers Etf												
		0.00	0.00	0.00	0.00	0.00	0.00	0.00	0.00	778.50	0.67	0.00
		0.00	0.00	0.00	0.00	0.00	0.00	0.00	0.00	778.50	0.67	0.00
NDQ.AX - Betashares Nasdaq 100 Etf												
		0.00	0.00	0.00	0.00	0.00	0.00	0.00	0.00	1,166.30	0.00	0.00
		0.00	0.00	0.00	0.00	0.00	0.00	0.00	0.00	1,166.30	0.00	0.00
		0.00	0.00	0.00	0.00	0.00	0.00	0.00	0.00	1,944.80	0.67	0.00

6,500.00	31,829.85	34,065.35	2,235.50	31,829.85	31,829.85	0.00	0.00	1,944.80	3,363.57	(1,127.40)
----------	-----------	-----------	----------	-----------	-----------	------	------	----------	----------	------------

Dr Sam Superannuation Fund
Unrealised Capital Gains Report



As at 30 June 2021

Investment	Units	Cost	Tax Deferred /Depreciation	CGT Cost Base	Market Value	Projected Profit /Loss	Taxable Profit Indexation	Taxable Profit Discounted	Taxable Profit Notional
Cryptocurrency									
BTC.COIN3 - Bitcoin	0.02	990.00	0.00	990.00	871.4678	(118.53)	0.00	0.00	0.00
		990.00	0.00	990.00	871.4678	(118.53)	0.00	0.00	0.00
Shares in Listed Companies (Australian)									
ANN.AX - Ansell Limited	500.00	14,401.75	0.00	14,401.75	21,755.0000	7,353.25	0.00	4,902.17	0.00
APX.AX - Appen Limited	500.00	7,737.89	0.00	7,737.89	6,800.0000	(937.89)	0.00	0.00	0.00
BVS.AX - Bravura Solutions Limited.	1,500.00	6,499.95	0.00	6,499.95	5,265.0000	(1,234.95)	0.00	0.00	0.00
COL.AX - Coles Group Limited.	1,500.00	25,469.76	0.00	25,469.76	25,635.0000	165.24	0.00	0.00	0.00
FMG.AX - Fortescue Metals Group Ltd	1,000.00	9,589.95	0.00	9,589.95	23,340.0000	13,750.05	0.00	9,166.70	0.00
JHX.AX - James Hardie Industries Plc	500.00	8,334.59	0.00	8,334.59	22,635.0000	14,300.41	0.00	9,533.61	0.00
KGN.AX - Kogan.com Ltd	1,000.00	10,382.52	0.00	10,382.52	11,580.0000	1,197.48	0.00	0.00	0.00
LGP.AX - Little Green Pharma Ltd	10,000.00	8,419.95	0.00	8,419.95	8,800.0000	380.05	0.00	0.00	0.00
LYC.AX - Lynas Rare Earths Limited	1,000.00	1,929.95	0.00	1,929.95	5,710.0000	3,780.05	0.00	2,520.03	0.00
MSB.AX - Mesoblast Limited	2,000.00	4,339.95	0.00	4,339.95	3,960.0000	(379.95)	0.00	0.00	0.00
NAB.AX - National Australia Bank Limited	1,000.00	24,029.90	0.00	24,029.90	26,220.0000	2,190.10	0.00	0.00	0.00
NCM.AX - Newcrest Mining Limited	500.00	15,684.32	0.00	15,684.32	12,640.0000	(3,044.32)	0.00	0.00	0.00
NIC.AX - Nickel Industries Limited	2,000.00	2,779.95	0.00	2,779.95	1,980.0000	(799.95)	0.00	0.00	0.00
PLL.AX - Piedmont Lithium Inc.	5,000.00	4,357.45	0.00	4,357.45	5,125.0000	767.55	0.00	0.00	0.00
PWH.AX - Pwr Holdings Limited	1,000.00	6,294.95	0.00	6,294.95	7,090.0000	795.05	0.00	0.00	0.00
TLS.AX - Telstra Corporation Limited.	800.00	2,960.00	0.00	2,960.00	3,008.0000	48.00	0.00	32.00	0.00
		153,212.83	0.00	153,212.83	191,543.0000	38,330.17	0.00	26,154.51	0.00
Units in Listed Unit Trusts (Australian)									

Unrealised Capital Gains Report

As at 30 June 2021

Investment	Units	Cost	Tax Deferred /Depreciation	CGT Cost Base	Market Value	Projected Profit /(Loss)	Taxable Profit Indexation	Taxable Profit Discounted	Taxable Profit Notional
Units in Listed Unit Trusts (Australian)									
ASIA.AX - Betashares ASIA Technology Tigers Etf	1,000.00	10,769.95	(389.59)	11,159.54	12,040.0000	880.46	0.00	0.00	0.00
NDQ.AX - Betashares Nasdaq 100 Etf	1,000.00	26,962.32	0.00	26,962.32	32,110.0000	5,147.68	0.00	0.00	0.00
		37,732.27	(389.59)	38,121.86	44,150.0000	6,028.14	0.00	0.00	0.00
		191,935.10	(389.59)	192,324.69	236,564.4678	44,239.78	0.00	26,154.51	0.00

Memorandum of Resolutions of

Sarath Jayawardana and Luckmalie Jayawardana

ATF Dr Sam Superannuation Fund

FINANCIAL STATEMENTS OF SUPERANNUATION FUND:

It was resolved that the financial statements would be prepared as special purpose financial statements as, in the opinion of the trustee(s), the Superannuation Fund is a non-reporting entity and therefore is not required to comply with all Australian Accounting Standards.

It was further resolved that the financial statements and notes to the financial statements of the Superannuation Fund in respect of the year ended 30 June 2021 thereon be adopted.

TRUSTEE'S DECLARATION:

It was resolved that the trustee's declaration of the Superannuation Fund be signed.

ANNUAL RETURN:

Being satisfied that the Fund had complied with the requirements of the Superannuation Industry (Supervision) Act 1993 (SISA) and Regulations during the year ended 30 June 2021, it was resolved that the annual return be approved, signed and lodged with the Australian Taxation Office.

TRUST DEED:

It was resolved that the advice received from the Fund's legal adviser confirming that the fund's trust deed is consistent with all relevant superannuation and trust law.

INVESTMENT STRATEGY:

The allocation of the Fund's assets and the Fund's investment performance over the financial year were reviewed and found to be within the acceptable ranges outlined in the investment strategy. After considering the risk, rate of return, diversification and liquidity of the investments and the ability of the Fund to discharge its existing liabilities, it was resolved that the investment strategy continues to reflect the purposes and circumstances of the Fund and its members. Accordingly, no changes in the investment strategy were required.

INVESTMENT – PERSONAL USE:

It was confirmed that no investments or assets were used by the member(s) for personal purposes.

INSURANCE COVER:

The trustee(s) reviewed the current life and total and permanent disability insurance coverage on offer to the members and resolved that the current insurance arrangements were appropriate for the Fund.

ALLOCATION OF INCOME:

It was resolved that the income of the Fund would be allocated to the members based on their average daily balance (an alternative allocation basis may be percentage of opening balance).

INVESTMENT ACQUISITIONS:

It was resolved to ratify the investment acquisitions throughout the financial year ended 30 June 2021.

INVESTMENT DISPOSALS:

It was resolved to ratify the investment disposals throughout the financial year ended 30 June 2021.

AUDITORS:

It was resolved that

Super Audits Pty Ltd

of

PO Box 3376, RUNDLE MALL, South Australia 5000

act as auditors of the Fund for the next financial year.

Memorandum of Resolutions of Sarath Jayawardana and Luckmalie Jayawardana ATF Dr Sam Superannuation Fund

- TAX AGENTS:** It was resolved that
Mora Wealth Accountants Pty Ltd
act as tax agents of the Fund for the next financial year.
- TRUSTEE STATUS:** Each of the trustee(s) confirmed that they are qualified to act as trustee(s) of the Fund and that they are not disqualified persons as defined by s 120 of the SISA.
- CONTRIBUTIONS RECEIVED:** It was resolved that the contributions during the year be allocated to members on the basis of the schedule provided by the principal Fund employer.
- ACCEPTANCE OF ROLLOVERS:** The trustee has ensured that any rollover made to the Fund, meets the requirements of the Fund's deed and does not breach the superannuation laws in relation to:
1. making rollover between Funds; and,
 2. breaching the Fund or the member investment strategy.
- The trustee has reviewed the rollover and received advice that the rollover is in accordance with the Trust Deed and the rules of the Fund and the superannuation laws. As such the trustee has resolved to accept the rollover on behalf of the member.
- PAYMENT OF BENEFITS:** The trustee has ensured that any payment of benefits made from the Fund, meets the requirements of the Fund's deed and does not breach the superannuation laws in relation to:
1. making payments to members; and,
 2. breaching the Fund or the member investment strategy.
- The trustee has reviewed the payment of the benefit and received advice that the transfer is in accordance with the Deed and the superannuation laws. As such the trustee has resolved to allow the payment of the benefits on behalf of the member.
- CLOSURE:** Signed as a true record –

.....
Sarath Jayawardana
/ /

.....
Luckmalie Jayawardana
/ /

Dr Sam Superannuation Fund
Trial Balance



As at 30 June 2021

Last Year	Code	Account Name	Units	Debits \$	Credits \$
	23800	Distributions Received			
	23800/ASIA.AX	Betashares ASIA Technology Tigers Etf			389.58
	23800/NDQ.AX	Betashares Nasdaq 100 Etf			1,201.00
	23900	Dividends Received			
	23900/ANN.AX	Ansell Limited			400.05
	23900/BVS.AX	Bravura Solutions Limited.			83.50
	23900/COL.AX	Coles Group Limited.			495.00
	23900/FMG.AX	Fortescue Metals Group Ltd			2,470.00
	23900/JHX.AX	James Hardie Industries Plc			449.72
	23900/NAB.AX	National Australia Bank Limited			150.00
	23900/NCM.AX	Newcrest Mining Limited			96.53
(21.13)	23900/RMD.AX	Resmed Inc			
	23900/SUL.AX	Super Retail Group Limited			330.00
(128.00)	23900/TLS.AX	Telstra Corporation Limited			128.00
	24200	Contributions			
	24200/JAYLUC00001A	(Contributions) Jayawardana, Luckmalie - Accumulation			32,263.80
(2,920.00)	24200/JAYSAR00001A	(Contributions) Jayawardana, Sarath - Accumulation			32,263.80
(14,895.41)	24700	Changes in Market Values of Investments			33,727.01
	25000	Interest Received			
(5.30)	25000/CBA11583509	Commonwealth CDIA #3509			
(11.97)	25000/CBA24067781	Commonwealth Direct Investment Account #7781			9.35
	25000/CUS1061034	Q Bank Term Deposit			3,208.77
(265.58)	25000/NAB457798075	NAB Cash Management #8075			36.71
(585.66)	25000/STG035529104 6	St. George Term Deposit #1046			
	30100	Accountancy Fees		935.00	
	30400	ATO Supervisory Levy		259.00	
	30700	Auditor's Remuneration		330.00	
35.00	31500	Bank Charges			
	37500	Investment Expenses			

Trial Balance

As at 30 June 2021

Last Year	Code	Account Name	Units	Debits \$	Credits \$
4,999.00	37500/6201454011	Investment Expenses		1,000.00	
	39000	Life Insurance Premiums			
	39000/JAYLUC00001A	(Life Insurance Premiums) Jayawardana, Luckmalie - Accumulation		505.80	
	39000/JAYSAR00001A	(Life Insurance Premiums) Jayawardana, Sarath - Accumulation		3,031.80	
(54.86)	48500	Income Tax Expense		5,995.56	
13,853.91	49000	Profit/Loss Allocation Account		95,645.66	
	50010	Opening Balance			
(103,277.17)	50010/JAYLUC00001A	(Opening Balance) Jayawardana, Luckmalie - Accumulation			108,138.66
(137,949.88)	50010/JAYSAR00001A	(Opening Balance) Jayawardana, Sarath - Accumulation			146,942.30
	52420	Contributions			
0.00	52420/JAYLUC00001A	(Contributions) Jayawardana, Luckmalie - Accumulation			32,263.80
(2,920.00)	52420/JAYSAR00001A	(Contributions) Jayawardana, Sarath - Accumulation			32,263.80
	53100	Share of Profit/(Loss)			
(4,674.25)	53100/JAYLUC00001A	(Share of Profit/(Loss)) Jayawardana, Luckmalie - Accumulation			18,002.86
(6,259.66)	53100/JAYSAR00001A	(Share of Profit/(Loss)) Jayawardana, Sarath - Accumulation			24,247.45
	53330	Income Tax			
(187.24)	53330/JAYLUC00001A	(Income Tax) Jayawardana, Luckmalie - Accumulation		190.57	
(250.76)	53330/JAYSAR00001A	(Income Tax) Jayawardana, Sarath - Accumulation			95.92
	53800	Contributions Tax			
0.00	53800/JAYLUC00001A	(Contributions Tax) Jayawardana, Luckmalie - Accumulation		3,750.00	
438.00	53800/JAYSAR00001A	(Contributions Tax) Jayawardana, Sarath - Accumulation		3,750.00	
	53920	Life Insurance Premiums			
0.00	53920/JAYLUC00001A	(Life Insurance Premiums) Jayawardana, Luckmalie - Accumulation		505.80	
	53920/JAYSAR00001A	(Life Insurance Premiums) Jayawardana, Sarath - Accumulation		3,031.80	
	60400	Bank Accounts			

Dr Sam Superannuation Fund
Trial Balance



As at 30 June 2021

Last Year	Code	Account Name	Units	Debits \$	Credits \$
	0.02	60400/CBA11583509	Commonwealth CDIA #3509	0.02	
	9,030.96	60400/CBA24067781	Commonwealth Direct Investment Account #7781	18,993.07	
	21,630.98	60400/NAB457798075	NAB Cash Management #8075	98,841.46	
		60800	Term Deposit		
	160,000.00	60800/CUS1061034	Q Bank Term Deposit		0.00
		61800	Distributions Receivable		
		61800/ASIA.AX	Betashares ASIA Technology Tigers Etf	389.58	
		61800/NDQ.AX	Betashares Nasdaq 100 Etf	1,174.58	
		70040	Cryptocurrency		
		70040/BTC.COIN3	Bitcoin	0.0185	871.47
		77600	Shares in Listed Companies (Australian)		
	18,350.00	77600/ANN.AX	Ansell Limited	500.0000	21,755.00
		77600/APX.AX	Appen Limited	500.0000	6,800.00
	6,750.00	77600/BVS.AX	Bravura Solutions Limited.	1,500.0000	5,265.00
	0.00	77600/COL.AX	Coles Group Limited.	1,500.0000	25,635.00
	13,850.00	77600/FMG.AX	Fortescue Metals Group Ltd	1,000.0000	23,340.00
	13,760.00	77600/JHX.AX	James Hardie Industries Plc	500.0000	22,635.00
		77600/KGN.AX	Kogan.com Ltd	1,000.0000	11,580.00
		77600/LGP.AX	Little Green Pharma Ltd	10,000.0000	8,800.00
	1,935.00	77600/LYC.AX	Lynas Rare Earths Limited	1,000.0000	5,710.00
		77600/MSB.AX	Mesoblast Limited	2,000.0000	3,960.00
		77600/NAB.AX	National Australia Bank Limited	1,000.0000	26,220.00
		77600/NCM.AX	Newcrest Mining Limited	500.0000	12,640.00
		77600/NIC.AX	Nickel Industries Limited	2,000.0000	1,980.00
		77600/PLL.AX	Piedmont Lithium Inc.	5,000.0000	5,125.00
		77600/PWH.AX	Pwr Holdings Limited	1,000.0000	7,090.00
	2,504.00	77600/TLS.AX	Telstra Corporation Limited.	800.0000	3,008.00
		78000	Stapled Securities		
	7,150.00	78000/VCX.AX	Vicinity Centres	0.0000	0.00

Trial Balance

As at 30 June 2021

Last Year	Code	Account Name	Units	Debits \$	Credits \$
	78200	Units in Listed Unit Trusts (Australian)			
	78200/ASIA.AX	Betashares ASIA Technology Tigers Etf	1,000.0000	12,040.00	
	78200/NDQ.AX	Betashares Nasdaq 100 Etf	1,000.0000	32,110.00	
120.00	85000	Income Tax Payable/Refundable			3,828.56
0.00	86000	PAYG Payable			1,408.00
				474,894.17	474,894.17

Current Year Profit/(Loss): 101,641.22

SMSF Tax Return

2021

1 Jul 2020—30 Jun 2021

TFN Recorded

PART A ELECTRONIC LODGMENT DECLARATION (FORM P, T, F, SMSF OR EX)

This declaration is to be completed where the tax return is to be lodged via the Tax Office's electronic lodgment service (ELS). It is the responsibility of the taxpayer to retain this declaration for a period of five years after the declaration is made, penalties may apply for failure to do so.

Privacy

The ATO is authorised by the *Taxation Administration Act 1953* to request the provision of tax file numbers (TFNs). The ATO will use the TFNs to identify each partner or beneficiary or entity in our records. It is not an offence not to provide the TFNs. However, you cannot lodge your tax return electronically if you do not quote your TFN.

Taxation law authorises the ATO to collect information and to disclose it to other government agencies. For information about your privacy go to ato.gov.au/privacy

The Australian Business Register

The Commissioner of Taxation, as Registrar of the Australian Business Register, may use the ABN and business details which you provide on this tax return to maintain the integrity of the register.

Please refer to the privacy statement on the Australian Business Register (ABR) website (www.abr.gov.au) for further information – it outlines our commitment to safeguarding your details.

Electronic Funds Transfer – Direct Debit

Where you have requested an EFT direct debit some of your details will be provided to your financial institution and the Tax Office's sponsor bank to facilitate the payment of your taxation liability from your nominated account.

<u>Tax File Number</u>	<u>Name of partnership, trust, fund or entity</u>	<u>Year</u>
TFN Recorded	Dr Sam Superannuation Fund	2021

I authorise my tax agent to electronically transmit this tax return via the electronic lodgment service.

Important

Before making this declaration please check to ensure that all income has been disclosed and the tax return is true and correct in every detail. If you are in doubt about any aspect of the tax return, place all the facts before the Tax Office. The tax law provides heavy penalties for false or misleading statements on tax returns.

Declaration - I declare that:

- the information provided to my registered tax agent for the preparation of this tax return, including any applicable schedules is true and correct, and
- the agent is authorised to lodge this tax return.

Signature of partner, trustee or director	Date
---	------

PART B ELECTRONIC FUNDS TRANSFER CONSENT

This declaration is to be completed when an electronic funds transfer EFT of a refund is requested and the tax return is being lodged through the electronic lodgment service ELS.

This declaration must be signed by the taxpayer prior to the EFT details being transmitted to the Tax Office. If you elect for an EFT, all details below must be completed.

Important

Care should be taken when completing EFT details as the payment of any refund, including any family tax benefit, will be made to the account specified.

<u>Agent Ref No.</u>	<u>BSB Number</u>	<u>Account Number</u>	<u>Account Name</u>
24742602	086138	457798075	SG and LLK Jayawardana

I authorise the refund to be deposited directly to the account specified.

Signature	Date

PART D TAX AGENTS CERTIFICATE (SHARED FACILITIES USERS ONLY)

<u>Client Ref</u>	<u>Agent Ref No.</u>	<u>Contact Name</u>	<u>Contact No.</u>
JAYAS040	24742602	Mora Wealth Accountants Pty Ltd	0893091233

Declaration - I declare that:

- I have prepared this tax return and/or family tax benefit tax claim in accordance with the information supplied by the taxpayer
- I have received a declaration made by the taxpayer that the information provided to me for the preparation of this document is true and correct, and
- I am authorised by the taxpayer to lodge this tax return and any applicable schedules that are attached.

Agent's Signature	Date

Section A: Fund information

Period start 01/07/2020

Period end 30/06/2021

1 TAX FILE NUMBER TFN Recorded

2 NAME OF SELF-MANAGED SUPERANNUATION FUND (SMSF) Dr Sam Superannuation Fund

3 AUSTRALIAN BUSINESS NUMBER 58 162 524 053

4 CURRENT POSTAL ADDRESS

Address	Town/City	State	Postcode
PO Box 1792	Malaga	WA	6944

5 ANNUAL RETURN STATUS

Is this the first required return for a newly registered SMSF? No

6 SMSF AUDITOR

Title Mr

First name Anthony

Other name William

Family name Boys

Suffix

SMSF auditor number 100014140

Contact number 61-410712708

Auditor Address	Town/City	State	Postcode
PO Box 3376	RUNDLE MALL	SA	5000

Date audit was completed **A**

Was part A of the audit report qualified? **B** No

Was part B of the audit report qualified? **C** No

If Part B of the audit report was qualified, have the reported issues been rectified? **D**

7 ELECTRONIC FUNDS TRANSFER (EFT)

A. Fund's financial institution account details

BSB number 086138

Account number 457798075

Account name SG and LLK Jayawardana

I would like my tax refunds made to this account Yes

C. Electronic service address alias

8 STATUS OF SMSF

Australian superannuation fund? **A** Yes

Fund benefit structure **B** A

Does the fund trust deed allow acceptance of the Government's Super Co-contribution and Low Income Super Contribution? **C** Yes

9 WAS THE FUND WOUND UP DURING THE YEAR?

Date fund was wound up

Have all tax lodgment and payment obligations been met?

10 EXEMPT CURRENT PENSION INCOME

Did the fund pay retirement phase superannuation income stream benefits to one or more members in the income year? No

Exempt current pension income amount **A**Which method did you use to calculate your exempt current pension income? **B**Was an actuarial certificate obtained? **D**Did the fund have any other income that was assessable? **E**

Choosing 'No' means that you do not have any assessable income, including no-TFN quoted contributions.

Go to Section C: Deductions and non-deductible expenses. **(Do not complete Section B: Income.)**

If you are entitled to claim any tax offsets, you can list these at Section D: Income tax calculation statement.

Section B: Income**11 INCOME****Prior year losses brought forward**

Net Capital Losses from Collectables

Other Net Capital Losses \$110,184.00

Did you have a CGT event during the year? **G** YesHave you applied an exemption or rollover? **M** NoNet capital gain **A** \$0.00**Losses carried forward**

Net Capital Losses from Collectables

Other Net Capital Losses \$106,003.00

Gross rent and other leasing and hiring **B**Gross interest income **C** \$3,254.00

Tax file number amounts withheld from gross interest \$0.00

Forestry managed investment scheme income **X**Gross foreign income **D1** \$510.00Net foreign income **D** \$510.00Australian franking credits from a New Zealand company income **E**Transfers from foreign funds income **F** Number 0Gross payments where ABN not quoted **H**Gross distribution from partnerships income **I**Unfranked dividends **J** \$483.00

Franked dividend income amount		K	\$3,669.00
Franking credit		L	\$1,572.00
Tax file number amounts withheld from dividends			
Gross distribution from trusts income		M	
Assessable contributions	(R1 + R2 + R3 less R6)	R	\$50,000.00
Assessable employer contributions		R1	
Assessable personal contributions		R2	\$50,000.00
No-TFN-quoted contributions		R3	\$0.00
The transfer of liability to a Life Insurance Company or Pooled Superannuation Trust		R6	
Gross payments foreign resident income			
Other income			
Total other income		S	
Assessable income due to a changed tax status of the fund		T	
Net non-arm's length income	(Subject to 47% tax rate U1 + U2 + U3)	U	
Net non-arm's length private company dividends		U1	
Net non-arm's length trust distributions		U2	
Net other non-arm's length income		U3	
Gross income		W	\$59,488.00
Exempt current pension income		Y	
Total assessable income		V	\$59,488.00

Section C: Deductions and non-deductible expenses

12 DEDUCTIONS

		Deductions		Non-Deductible Expenses
Interest expenses within Australia	A1		A2	
Interest expenses overseas	B1		B2	
Capital works expenditure	D1		D2	
Low value pool				
Capital allowance				
Other depreciation				
Decline in value of depreciating assets	E1		E2	
Insurance premiums – members	F1	\$3,537.00	F2	\$0.00
SMSF auditor fee	H1	\$330.00	H2	\$0.00
Investment expenses	I1	\$1,000.00	I2	\$0.00
Management and administration expenses	J1	\$1,194.00	J2	\$0.00
Forestry managed investment scheme expense	U1		U2	
Other amounts	L1		L2	
Tax losses deducted	M1	\$2,796.00		
Totals	N	\$8,857.00	Y	\$0.00
Total SMSF expenses		(N + Y)	Z	\$8,857.00
Taxable income or loss		(TOTAL ASSESSABLE INCOME less TOTAL DEDUCTIONS)	O	\$50,631.00

Section D: Income tax calculation statement

13 CALCULATION STATEMENT

Taxable income		A	\$50,631.00
Tax on taxable income		T1	\$7,594.65
Tax on no-TFN-quoted contributions		J	\$0.00
Gross tax		B	\$7,594.65
Non-refundable non-carry forward tax offsets	(C1 + C2)	C	\$26.43
Foreign income tax offset		C1	\$26.43
Rebates and tax offsets		C2	
Subtotal	(B less C – cannot be less than zero)	T2	\$7,568.22

Non-refundable carry forward tax offsets	(D1 + D2 + D3 + D4)	D	\$0.00
Early stage venture capital limited partnership tax offset		D1	\$0.00
Early stage venture capital limited partnership tax offset carried forward from previous year		D2	\$0.00
Early stage investor tax offset		D3	\$0.00
Early stage investor tax offset carried forward from previous year		D4	\$0.00
Subtotal	(T2 less D – cannot be less than zero)	T3	\$7,568.22
REFUNDABLE TAX OFFSETS	(E1 + E2 + E3 + E4)	E	\$1,572.66
Complying fund's franking credits tax offset		E1	\$1,572.66
No-TFN tax offset		E2	
National rental affordability scheme tax offset		E3	
Exploration credit tax offset		E4	\$0.00
Tax Payable		T5	\$5,995.56
Section 102AAM interest charge		G	
Eligible credits	(H1 + H2 + H3 + H5 + H6 + H8)	H	\$0.00
Credit for interest on early payments – amount of interest		H1	
Credit for tax withheld – foreign resident withholding (excluding capital gains)		H2	
Credit for tax withheld – where ABN or TFN not quoted (non-individual)		H3	\$0.00
Credit for TFN amounts withheld from payments from closely held trusts		H5	\$0.00
Credit for interest on no-TFN tax offset		H6	
Credit for amounts withheld from foreign resident capital gains withholding		H8	\$0.00
Tax offset refunds (Remainder of refundable tax offsets)		I	\$0.00
PAYG instalments raised		K	\$2,112.00
Supervisory levy		L	\$259.00
Supervisory levy adjustment for wound up funds		M	\$0.00
Supervisory levy adjustment for new funds		N	\$0.00
Amount payable		S	\$4,142.56

Section E: Losses

14 LOSSES			
Tax losses carried forward to later income years		U	
Net capital losses carried forward to later income years		V	\$106,003.00

Section H: Assets and liabilities

15	ASSETS		
15a	Australian managed investments		
Listed trusts		A	\$44,150.00
Unlisted trusts		B	
Insurance policy		C	
Other managed investments		D	
15b	Australian direct investments		
Cash and term deposits		E	\$117,834.00
Debt securities		F	
Loans		G	
Listed shares		H	\$191,543.00
Unlisted shares		I	
Limited recourse borrowing arrangements		J	
Australian residential real property		J1	
Australian non-residential real property		J2	
Overseas real property		J3	
Australian shares		J4	
Overseas shares		J5	
Other		J6	
Property Count		J7	
Non-residential real property		K	
Residential real property		L	
Collectables and personal use assets		M	
Other assets		O	\$1,564.00
15c	Other investments		
Crypto-Currency		N	\$871.00
15d	Overseas direct investments		
Overseas shares		P	
Overseas non-residential real property		Q	
Overseas residential real property		R	
Overseas managed investments		S	
Other overseas assets		T	
Total Australian and overseas assets		U	\$355,962.00
15e	In-house assets		
Did the fund have a loan to, lease to or investment in, related parties (known as in-house assets) at the end of the income year?		A	

15f Limited recourse borrowing arrangements

If the fund had an LRBA were the LRBA borrowings from a licensed financial institution?	A
Did the members or related parties of the fund use personal guarantees or other security for the LRBA?	B

16 LIABILITIES

Borrowings	V	
Borrowings for limited recourse borrowing arrangements	V1	
Permissible temporary borrowings	V2	
Other borrowings	V3	
Total member closing account balances	W	\$350,725.00
Reserve accounts	X	
Other liabilities	Y	\$5,237.00
Total liabilities	Z	\$355,962.00

17 TAXATION OF FINANCIAL ARRANGEMENTS (TOFA)

Total TOFA gains	H
Total TOFA losses	I

Section J: Other information**FAMILY TRUST ELECTION STATUS**

Select the income year of the election	A
Family trust election revocation/variation code	B

INTERPOSED ENTITY ELECTION STATUS

Select the earliest income year elected	C
Interposed entity election revocation code	D

Section K : Declarations**PREFERRED TRUSTEE OR DIRECTOR CONTACT DETAILS**

Title	Doctor
First name	Sarath
Other name	Gunaseela
Family name	Jayawardana
Suffix	
Non-individual trustee name	
ABN of non-individual trustee	
Contact number	04 38975709
Email address	

TAX AGENT'S CONTACT DETAILS

Practice name	Mora Wealth Accountants Pty Ltd
Title	Mr
First name	Alex
Other name	
Family name	Mora
Suffix	
Contact number	08 93091233

HOURS TAKEN TO PREPARE AND COMPLETE THIS RETURN

Member 1 — Jayawardana, Luckmalie (TFN Recorded)

Account status		Open
Tax File Number		TFN Recorded
INDIVIDUAL NAME		
Title		Mrs
Given name		Luckmalie
Other given names		
Family name		Jayawardana
Suffix		
Date of birth		21 Oct 1961
Date of death		
CONTRIBUTIONS		
Opening account balance		\$108,138.66
Employer contributions	A	
Principal Employer ABN	A1	
Personal contributions	B	\$32,263.80
CGT small business retirement exemption	C	
CGT small business 15 year exemption	D	
Personal injury election	E	
Spouse and child contributions	F	
Other third party contributions	G	
Proceeds from primary residence disposal	H	
Receipt date	H1	
Assessable foreign superannuation fund amount	I	
Non-assessable foreign superannuation fund amount	J	
Transfer from reserve: assessable amount	K	
Transfer from reserve: non-assessable amount	L	
Contributions from non-complying funds and previously non-complying funds	T	
Any other contributions (including Super Co-contributions and Low Income Super Contributions)	M	
Total Contributions	N	\$32,263.80

OTHER TRANSACTIONS

Allocated earnings or losses	O	\$13,556.49
Inward rollovers and transfers	P	
Outward rollovers and transfers	Q	
TRIS Count		
Accumulation phase account balance	S1	\$153,958.95
Retirement phase account balance - Non CDBIS	S2	
Retirement phase account balance - CDBIS	S3	
Accumulation phase value	X1	
Retirement phase value	X2	
Outstanding Limited recourse borrowing arrangement	Y	
Lump Sum payment	R1	
Income stream payment	R2	
Closing account balance	S	\$153,958.95

Member 2 — Gunaseela Jayawardana, Sarath (TFN Recorded)

Account status	Open
Tax File Number	TFN Recorded
INDIVIDUAL NAME	
Title	Doctor
Given name	Sarath
Other given names	
Family name	Gunaseela Jayawardana
Suffix	
Date of birth	21 Oct 1956
Date of death	
CONTRIBUTIONS	
Opening account balance	\$146,942.30
Employer contributions	A
Principal Employer ABN	A1
Personal contributions	B \$32,263.80
CGT small business retirement exemption	C
CGT small business 15 year exemption	D
Personal injury election	E
Spouse and child contributions	F
Other third party contributions	G
Proceeds from primary residence disposal	H
Receipt date	H1
Assessable foreign superannuation fund amount	I
Non-assessable foreign superannuation fund amount	J
Transfer from reserve: assessable amount	K
Transfer from reserve: non-assessable amount	L
Contributions from non-complying funds and previously non-complying funds	T
Any other contributions (including Super Co-contributions and Low Income Super Contributions)	M
Total Contributions	N \$32,263.80

OTHER TRANSACTIONS

Allocated earnings or losses	O	\$17,560.57
Inward rollovers and transfers	P	
Outward rollovers and transfers	Q	
TRIS Count		
Accumulation phase account balance	S1	\$196,766.67
Retirement phase account balance - Non CDBIS	S2	
Retirement phase account balance - CDBIS	S3	
Accumulation phase value	X1	
Retirement phase value	X2	
Outstanding Limited recourse borrowing arrangement	Y	
Lump Sum payment	R1	
Income stream payment	R2	
Closing account balance	S	\$196,766.67

Capital Gains Tax Schedule

1 CURRENT YEAR CAPITAL GAINS AND CAPITAL LOSSES		Capital gains	Capital losses
Shares in companies listed on an Australian securities exchange	A	\$3,362.00	K
Other shares	B		L
Units in unit trusts listed on an Australian securities exchange	C	\$1,945.00	M \$1,127.00
Other units	D		N
Real estate situated in Australia	E		O
Other real estate	F		P
Amount of capital gains from a trust (including a managed fund)	G		
Collectables	H		Q
Other CGT assets and any other CGT events	I		R
Amount of capital gain previously deferred under transitional CGT relief for superannuation funds	S	\$0.00	
Total current year	J	\$5,307.00	A \$1,127.00
2 CAPITAL LOSSES			
Total current year capital losses applied			B \$1,127.00
Total prior year net capital losses applied			C \$4,180.00
Total capital losses transferred in applied (only for transfers involving a foreign bank branch or permanent establishment of a foreign financial entity)			D
Total capital losses applied			E \$5,307.00
3 UNAPPLIED NET CAPITAL LOSSES CARRIED FORWARD			
Net capital losses from collectables carried forward to later income years			A
Other net capital losses carried forward to later income years			B \$106,003.00
4 CGT DISCOUNT			
Total CGT discount applied			A
5 CGT CONCESSIONS FOR SMALL BUSINESS			
Small business active asset reduction			A
Small business retirement exemption			B
Small business rollover			C
Total small business concessions applied			D \$0.00
6 NET CAPITAL GAIN			A \$0.00
1J less 2E less 4A less 5D (cannot be less than zero). Amount will appear at label A, Net capital gain on your tax return			
7 EARNOUT ARRANGEMENTS			
Income year earnout right created			F
Amended net capital gain or capital losses carried forward			G

8 OTHER CGT INFORMATION REQUIRED (IF APPLICABLE)

Small business 15 year exemption – exempt capital gains	A
Capital gains disregarded by a foreign resident	B
Capital gains disregarded as a result of a scrip for scrip rollover	C
Capital gains disregarded as a result of an inter-company asset rollover	D
Capital gains disregarded by a demerging entity	E

Losses schedule

Part A Losses carried forward to the 2021–2022 income year

1 TAX LOSSES CARRIED FORWARD TO LATER INCOME YEARS		
2020–2021	B	
2019–2020	C	
2018–2019	D	
2017–2018	E	
2016–2017	F	
2015–2016 and earlier years	G	
Total	U	
2 NET CAPITAL LOSSES CARRIED FORWARD TO LATER INCOME YEARS		
2020–2021	H	
2019–2020	I	
2018–2019	J	
2017–2018	K	
2016–2017	L	\$106,003.00
2015–2016 and earlier years	M	
Total	V	\$106,003.00

Part B Ownership and same business test

1 WHETHER CONTINUITY OF MAJORITY OWNERSHIP TEST PASSED		
2020–2021	A	
2019–2020	B	
2018–2019	C	
2017–2018	D	
2016–2017	E	
2015–2016 and earlier years	F	
2 AMOUNT OF LOSSES DEDUCTED FOR WHICH THE CONTINUITY OF MAJORITY OWNERSHIP TEST IS NOT PASSED BUT THE BUSINESS CONTINUITY TEST IS SATISFIED – EXCLUDES FILM LOSSES		
Tax losses	G	
Net capital losses	H	
3 LOSSES CARRIED FORWARD FOR WHICH THE BUSINESS CONTINUITY TEST MUST BE SATISFIED BEFORE THEY CAN BE DEDUCTED IN LATER YEARS – EXCLUDES FILM LOSSES		
Tax losses	I	
Net capital losses	J	
4 DO CURRENT YEAR LOSS PROVISIONS APPLY?		
Is the company required to calculate its taxable income or tax loss for the year under Subdivision 165-B or its net capital gain or net capital loss for the year under Subdivision 165-CB of the <i>Income Tax Assessment Act 1997</i> (ITAA 1997)?	K	

Part C Unrealised losses

Has a changeover time occurred in relation to the company after 1.00pm by legal time in the Australian Capital Territory on 11 November 1999?	L
At the changeover time did the company satisfy the maximum net asset value test under section 152-15 of ITAA 1997?	M
If you selected No at M, has the company determined it had an unrealised net loss at the changeover time?	N
If you selected Yes at N, what was the amount of unrealised net loss calculated under section 165-115E of ITAA 1997?	O

Part D Life insurance companies

Complying superannuation class tax losses carried forward to later income years	P
Complying superannuation net capital losses carried forward to later income years	Q

Part E Controlled foreign company losses

Current year CFC losses	M
CFC losses deducted	N
CFC losses carried forward	O

Part F Tax losses reconciliation statement

Balance of tax losses brought forward from the prior income year	A	\$2,796.00
ADD Uplift of tax losses of designated infrastructure project entities	B	
SUBTRACT Net forgiven amount of debt	C	
ADD Tax loss incurred (if any) during current year	D	
ADD Tax loss amount from conversion of excess franking offsets	E	
SUBTRACT Net exempt income	F	
SUBTRACT Tax losses forgone	G	
SUBTRACT Tax losses deducted	H	\$2,796.00
SUBTRACT Tax losses transferred out under Subdivision 170-A (only for transfers involving a foreign bank branch or a PE of a foreign financial entity)	I	
Total tax losses carried forward to later income years	J	\$0.00

Worksheets

11 INCOME

C Gross interest income

Description	Tax Withheld	Interest
Imported from SF360	\$0.00	\$3,254.00
Total	\$0.00	\$3,254.00

D1 Gross foreign income

Description	Amount
Imported from SF360	\$510.00
Total	\$510.00

D Net foreign income

Description	Amount
Imported from SF360	\$510.00
Total	\$510.00

12 DEDUCTIONS

F INSURANCE PREMIUMS - MEMBERS

Description	Deductible	Non deductible
Imported from SF360	\$3,537.00	\$0.00
Total	\$3,537.00	\$0.00

H SMSF auditor fee

Description	Deductible	Non deductible
Imported from SF360	\$330.00	\$0.00
Total	\$330.00	\$0.00

I Investment Expenses

Description	Deductible	Non deductible
Imported from SF360	\$1,000.00	\$0.00
Total	\$1,000.00	\$0.00

J Management and administration expenses

Description	Deductible	Non deductible
Imported from SF360	\$1,194.00	\$0.00
Total	\$1,194.00	\$0.00

13 CALCULATION STATEMENT**D1** Early stage venture capital limited partnership tax offset

Description	Amount
Imported from SF360	\$0.00
Total	\$0.00

D2 Early stage venture capital limited partnership tax offset carried forward from previous year

Description	Amount
Imported from SF360	\$0.00
Total	\$0.00

D3 Early stage investor tax offset

Description	Amount
Imported from SF360	\$0.00
Total	\$0.00

D4 Early stage investor tax offset carried forward from previous year

Description	Amount
Imported from SF360	\$0.00
Total	\$0.00

H5 Credit for TFN amounts withheld from payments from closely held trusts

Description	Amount
Imported from SF360	\$0.00
Total	\$0.00

H8 Credit for amounts withheld from foreign resident capital gains withholding

Description	Amount
Imported from SF360	\$0.00
Total	\$0.00

K PAYG INSTALMENTS RAISED

Description	Amount
Imported from SF360	\$2,112.00
Total	\$2,112.00

15 ASSETS**15a** AUSTRALIAN MANAGED INVESTMENTS**A** Listed trusts

Description	Amount
Imported from SF360	\$44,150.00
Total	\$44,150.00

15b AUSTRALIAN DIRECT INVESTMENTS

E Cash and term deposits

Description	Amount
Imported from SF360	\$117,834.00
Total	\$117,834.00

H Listed shares

Description	Amount
Imported from SF360	\$191,543.00
Total	\$191,543.00

O Other assets

Description	Amount
Imported from SF360	\$1,564.00
Total	\$1,564.00

15c OTHER INVESTMENTS**N** Crypto-currency

Description	Amount
Imported from SF360	\$871.00
Total	\$871.00

16 LIABILITIES**Y** Other liabilities

Description	Amount
Imported from SF360	\$5,237.00
Total	\$5,237.00