

ERCAI SUPERANNUATION FUND

Trial Balance at 30/06/2018

Printed: Friday 3 May, 2019 @ 09:18:32

Last Year	Account	Account Name	Units	Debits \$	Credits \$
	235	Capital Gains/(Losses) - Taxable			
	235/014	Paladin Emergy Limited		12,514.55 WP1	
867,537.17	235/016	Foreign Currency - Go Market		7,784.88 WP2	
	239	Dividends Received			
(612.50)	239/002	Reckon Limited			
(1,848.22)	239/003	Thorn Group Limited			562.50 WP3
(1,661.09)	239/012	NEW CREST - NCM			2,209.08 WP4
	242	Employer Contributions - Concessional			
	242/001	Cai, Zhu Hong			25,000.00
(15,936.00)	242/002	Zheng, Xiaohui		WP5 + WP6	25,000.00
	250	Interest Received			
(699.22)	250/001	Cash at Bank - MQG 962730156			956.29 WP7
(2,905.78)	250/002	Macquarie Prime Account 465122018			
	260	Member/Personal Contributions - Concessional (Taxable)			
(35,000.00)	260/001	Cai, Zhu Hong			
	261	Member/Personal Contributions - Non Concessional (Undeducted)			
(150,000.00)	261/001	Cai, Zhu Hong			
(150,000.00)	261/002	Zheng, Xiaohui			
	280	Rent Received			
(24,298.88)	280/001	C811/609 Victoria Street, Abbotsford			WP8 + WP9 34,563.41
1,862.00	301	Accountancy Fees			
	302	Administration Costs		48.00 WP10	
259.00	304	ATO Supervisory Levy			
5.00	315	Bank Charges		5.00 - per bank statement	
31,007.64	330	Decrease in Market Value of Investments		13,378.01	
	334	Depreciation			
5,427.69	334/001	C811/609 Victoria Street, Abbotsford		4,024.30	
	375	Investment Expenses			
3,796.20	375/001	C811/609 Victoria Street, Abbotsford		2,953.54	WP11
6,213.59	382	Non Deductible Expenses		7,607.95	
9,274.50	485	Income Tax Expense		9,484.95	
(542,421.10)	490	Profit/Loss Allocation Account		30,490.10	
	501	Cai, Zhu Hong (Accumulation)			
(480,463.30)	501/001	Opening Balance - Preserved/Taxable			480,463.29
(367,530.67)	501/002	Opening Balance - Preserved/Tax Free			367,530.67
	501/003	Opening Balance - Unrestricted Non Preserved/Taxable		560,148.85	
	501/004	Opening Balance - Unrestricted Non Preserved/Tax Free			150,000.00
	501/013	Employer Contributions - Non Preserved			25,000.00
(185,000.00)	501/015	Member/Personal Contributions - Non Preserved			
588,810.52	501/035	Share of Profit/(Loss) - Unrestricted Non Preserved/Taxable		6,542.06	
0.01	501/053	Income Tax - Preserved/Taxable			
5,250.00	501/061	Contributions Tax - Unrestricted Non Preserved		3,750.00	
1,088.33	501/063	Income Tax - Unrestricted Non		1,295.33	

ERCAI SUPERANNUATION FUND

Trial Balance at 30/06/2018

Printed: Friday 3 May, 2019 @ 09:18:32

Last Year	Account	Account Name	Units	Debits \$	Credits \$
	502	Preserved/Taxable Zheng, Xiaohui (Accumulation)			
(149,793.88)	502/001	Opening Balance - Preserved/Taxable		123,354.32	
(200,280.77)	502/002	Opening Balance - Preserved/Tax Free			350,280.77
(15,936.00)	502/011	Employer Contributions - Concessional			25,000.00
(150,000.00)	502/016	Member/Personal Contributions - Preserved			
286,164.87	502/031	Share of Profit/(Loss) - Preserved/Taxable		3,401.59	
2,390.40	502/051	Contributions Tax - Preserved		3,750.00	
528.93	502/053	Income Tax - Preserved/Taxable		673.52	
	503	Cai, Richard Ruojun (Accumulation)			
(13,309.62)	503/001	Opening Balance - Preserved/Taxable			4,185.58
(1,256.46)	503/002	Opening Balance - Preserved/Tax Free			1,256.46
9,107.21	503/031	Share of Profit/(Loss) - Preserved/Taxable		81.30	
16.83	503/053	Income Tax - Preserved/Taxable		16.10	
78,255.59	604	Cash at Bank - MQG 962730156		117,792.00 WP12	
1,650.00	640	Formation Expenses		1,650.00	
	680	Sundry Debtors		18,027.41 WP9	
	760	Other Assets			
2,462.83	760/001	Foreign Currency - Go Market		4,677.95 WP13	
	772	Real Estate Properties (Australian)			
397,661.35	772/001	C811/609 Victoria Street, Abbotsford	1.0000	397,661.35	
(30,464.00)	772/002	Less: Accumulated Depreciation			38,876.00
	776	Shares in Listed Companies (Australian)			
26,705.00	776/002	Reckon Limited	12,250.0000	11,882.50	
29,587.50	776/003	Thorn Group Limited	11,250.0000	6,750.00	
2,300.00	776/011	Paladin Emergy Limited	1,000.0000	175.00	
170,775.36	776/012	NEW CREST - NCM	8,471.0000	184,667.80	
	850	Income Tax Payable			
(9,015.50)	850/001	Income Tax Payable			10,792.98
554.47	850/002	Imputed Credits		759.67 WP3+WP4	
	850/004	Tax Instalments Paid		8,784.00 WP5	
	860	PAYG Payable			2,196.00 WP15
(259.00)	880	Sundry Creditors			259.00 WP16
0.00				<u>1,544,132.03</u>	<u>1,544,132.03</u>

Current Year Profit/(Loss): \$39,975.05

WP

**ERCAI SUPERANNUATION FUND
PROFIT/LOSS ON DISPOSAL OF INVESTMENT AT 1 FEBRUARY 2018**

Asset Details
 Account Code 776/011
 Asset Paladin Energy Limited
 Date Sold 1 February 2018

Transactions Details		Units	Cost	Cost Base Adjust [^]	Adjusted Cost Base	CPI Purchase	CPI Sale	CCT Cost Base	Consideration Method	Taxable Profit/(Loss)*	Non Taxable Profit/(Loss)*
Purchase Transactions											
01/07/2015	Purchase	49,000,0000	12,514.55		12,514.55			12,514.55	Other *	(12,514.55)	
		49,000,0000	12,514.55		12,514.55			12,514.55		(12,514.55)	

[^] Tax adjustments include deferred tax and tax free components.
 * Best/selected method

ERCAI SUPERANNUATION FUND
PROFIT/LOSS ON DISPOSAL OF INVESTMENT AT 1 FEBRUARY 2018

Asset Details

Account Code 776/011
 Asset Paladin Emergy Limited
 Date Sold 1 February 2018

Disposal Details

Units Sold	49,000,0000	Profit/(Loss) Summary		
Original Cost	12,514.55	- Indexation Method	Taxable	Non Taxable
Consideration		- Discounted Method		Total
Total Tax Deferred [^]		- Other Method*	(12,514.55)	(12,514.55)
- Tax Deferred and Tax Exempt	0.00			
- Tax Free	0.00			
Building Depreciation		(Building depreciation and Notional capital gain are not included in the calculations or journal entries but as an adjustment to Notional Capital Profits/(Losses))		
Notional Capital Gain	0.00			
Total Profit/(Loss)	(12,514.55)			

For assets acquired before 21 September 1999 and held for 12 months or more, a fund can calculate capital gains using either the Indexation Method or the Discounted Method. For assets acquired after 21 September 1999 and held for 12 months or more, a fund can only calculate capital gains using the Discounted Method. For assets held less than 12 months, neither the Indexation Method or Discounted Method can be used. These disposals generate "Other" Capital Gains/Losses.

Journal Entry

This Journal Entry assumes the consideration received has been posted to the Disposal of Investments Proceeds Account (A/c: 491)

Account Description	Account	Units	Debit	Credit	Tax Deferred	Indexed Capital Gain
Disposal of Investments Proceeds Account	491					
Paladin Emergy Limited	776/011	49,000,0000				
Taxable Profit/(Loss)	235/014		12,514.55	12,514.55		
Non Taxable Profit/(Loss)	236/014					
Distributions Received	239/011					

* Best/selected method
[^] Tax adjustments include deferred tax and tax free components



PALADIN ENERGY LTD
(subject to a deed of company arrangement)

ACN 061 681 098

Explanatory Statement

22 December 2017

This Explanatory Statement provides information to shareholders of Paladin Energy Ltd (subject to a deed of company arrangement) (**Paladin**) on a proposed capital restructure of Paladin (**Proposed Restructure**). The Proposed Restructure will be affected through a deed of company arrangement (**DOCA**) entered into by Paladin and the Deed Administrators (among others) on 8 December 2017.

If the DOCA is implemented, approximately 98% of the ordinary shares in Paladin will be transferred to certain creditors of Paladin and other investors in exchange for the extinguishment of the majority of Paladin's existing debts and the raising of US\$115m in new funds. Leave will be sought from the Supreme Court of New South Wales by the Deed Administrators under section 444GA of the Corporations Act to enable the transfer to occur (**s444GA Application**).

Initial directions hearings for the s444GA Application were held at the Supreme Court of New South Wales on Tuesday, 12 December 2017 and Thursday, 21 December 2017.

A further directions hearing has been scheduled for Tuesday, 2 January 2018, where the Deed Administrators will seek a final hearing date and a timetable for preparation of the matter for final hearing.

If you wish to appear at the directions hearing to make submissions on the timetable to be set down by the Court and/or oppose the s444GA Application at the final hearing, you will need to file with the Court, and serve on the Deed Administrators, a notice of appearance in the prescribed Court form and any affidavit evidence on which you intend to rely.

A separate announcement will be made by the Deed Administrators on the ASX with regards to the timetable received from the further directions hearing and the required procedure to be followed by those persons who wish to object to the s444GA Application.

This is an important document. Shareholders (and their advisors and any other interested parties) should read this Explanatory Statement and accompanying Independent Expert's Report (in Appendix 1) carefully and in their entirety before making a decision regarding whether or not to take any action in respect of the s444GA Application. If you have any questions on the information in this document, you should consult your legal or other professional advisor.

This document is not for public release, publication or distribution, directly or indirectly, in or into the United States (including its territories and possessions, any State of the United States and the District of Columbia). This document is not an offer of securities for sale in the United States. Any such securities may not be offered or sold in the United States absent registration under the United States Securities Act of 1933, as amended (the U.S. Securities Act) or an exemption from the registration requirements of the U.S. Securities Act. No public offering of securities will be made in the United States of America or in any other jurisdiction where such an offering is restricted or prohibited.



[Home](#) / [General](#) / [Capital gains tax](#) / [In detail](#) / [Events affecting shareholders](#) / Restructure of Paladin Energy Limited

Restructure of Paladin Energy Limited

Shareholders in Paladin Energy Ltd on 1 February 2018 need to account for a CGT event occurring on that date. Generally, it would be expected that taxpayers would calculate an amount of capital losses that can be offset against capital gains in the 2018 year.

Example

Richard purchased 1,000 shares in July 2011 for \$2,350 (\$2.35 per share). His brokerage costs were \$50, making his cost base \$2,400, or \$2.40 per share.

The receivers and managers of Paladin Energy Ltd transferred 98% of Richard's shares to creditors and other investors for no consideration pursuant to a court order.

Richard calculated his capital losses as follows:

Capital proceeds	\$0.00
Cost base (0.98 × \$2,400)	\$2,352
Capital losses	\$2,352

Richard also made a capital gain of \$1,000 from the sale of shares in the 2018 year. In his 2018 tax return, Richard will declare a capital loss of \$1,352 (\$2,352 – 1,000), which he can use to offset against any capital gains in future years.

Details

On 18 January 2018, Black J. of the Supreme Court New South Wales granted leave to the receivers and managers of Paladin Energy Ltd to transfer 98% of the fully paid shares to creditors and other investors. Shareholders of Paladin Energy Ltd did not receive any payments when 98% of their shares were transferred.

Find out more:

- Supreme Court of NSW – *In the matter of Paladin Energy Limited (subject to Deed of Company Arrangement) [2018] NSWSC 11* (<https://www.caselaw.nsw.gov.au/decision/5a5eea25e4b058596cbad9f1>).

CGT event A1 happened on 1 February 2018 when 98% shares in Paladin from existing shareholders were transferred to creditors and other investors because there is a change in ownership that is due to some act or event or by the operation of law.

Find out more:

- [You and your shares \(/individuals/tax-return/2017/in-detail/publications/you-and-your-shares-2017/\)](#).
- [Guide to capital gains tax \(/individuals/tax-return/2017/in-detail/publications/guide-to-capital-gains-tax-2017/\)](#).

WP2

Go Markets Pty Ltd

Account: 530610 Name: Ercai Super Pty Ltd - Ercai Superannuation Fund Currency: AUD Leverage: 1:100 2019 April 24, 05:16

Closed Transactions:

Ticket	Open Time	Type	Volume	Item	Price	S / L	T / P	Close Time	Price	Commission	Taxes	Swap	Profit
40438907	2018.06.29 15:01:20	sell	0.1	eurusd	1.16528	1.1675	1.13 5.29	17:58:13	1.16751	-0.7	0	0	-30.18
													[sl]
40438868	2018.06.29 14:59:47	sell	0.1	nzdusd	0.67579	0.678	0.63 5.29	23:22:25	0.678	-0.7	0	0	-29.86
													[sl]
40438856	2018.06.29 14:58:59	sell	0.1	xauusd	1251.31	1253.38	1230 5.29	19:03:25	1253.36	0	0	0	-27.69
													[sl]
40413471	2018.06.28 16:08:07	buy	0.1	usdcad	1.33118	1.329	1.35 5.28	16:38:15	1.32895	-0.7	0	0	-22.84
													[sl]
40397339	2018.06.28 15:44:54	buy	0.1	eurusd	1.16008	1.155	1.2 5.28	16:06:27	1.1555	-0.7	0	0	-62.42
40369767	2018.06.26 22:47:38	sell	0.1	xauusd	1258.67	1253.9	1238 5.28	15:54:43	1253.96	0	0	2.3	64.1
													[sl]
39863184	2018.06.26 12:24:38	sell	0.1	xauusd	1257.28	1259	1247 5.26	16:25:48	1259.05	0	0	0	-23.92
													[sl]
40352696	2018.06.26 06:54:56	sell	0.1	eurusd	1.17128	1.15607	1.13 5.27	23:36:35	1.15608	-0.7	0	0.76	207.02
													[sl]
40352661	2018.06.26 06:49:31	buy	0.1	eurusd	1.17149	1.168	1.18 5.26	11:03:59	1.16798	-0.7	0	0	-47.43
													[sl]
40340505	2018.06.25 16:21:38	sell	0.1	nzdusd	0.68927	0.68709	0.66 5.27	00:00:02	0.68742	-0.7	0	-0.3	25.01
													[sl]
40339754	2018.06.25 15:28:03	sell	0.1	usdcad	1.32872	1.3317	1.28 5.25	16:51:08	1.3317	-0.7	0	0	-30.2
													[sl]
40322961	2018.06.25 01:36:00	buy	0.1	eurusd	1.16659	1.163	1.175 5.25	09:59:20	1.16301	-0.7	0	0	-48.27
													[sl]
40322960	2018.06.25 01:35:25	sell	0.1	eurusd	1.16647	1.15769	1.13 5.28	12:56:31	1.15769	-0.7	0	3.74	119.54
													[sl]
40322951	2018.06.25 01:34:37	buy	0.1	gbpusd	1.32695	1.323	1.336 5.25	10:12:07	1.32293	-0.7	0	0	-54.15
													[sl]
40322950	2018.06.25 01:34:00	sell	0.1	gbpusd	1.32671	1.31325	1.23 5.29	11:30:01	1.31397	-0.7	0	2.59	172.47
													[sl]
40322948	2018.06.25 01:33:23	buy	0.1	xauusd	1271.83	1269	1281 5.25	06:00:00	1268.46	0	0	0	-45.43
													[sl]
40302185	2018.06.22 09:29:57	buy	0.1	xauusd	1269.99	1267	1300 5.22	16:08:12	1267.03	0	0	0	-39.82
													[sl]
40302183	2018.06.21 23:24:04	sell	0.1	xauusd	1267.49	1269	1250 5.22	04:01:03	1269	0	0	0.52	-20.44
													[sl]
40302181	2018.06.21 23:23:07	sell	0.1	eurusd	1.16055	1.1626	1.13 5.22	08:26:43	1.1626	-0.7	0	0.7	-27.71
													[sl]
40302180	2018.06.21 23:22:29	sell	0.1	gbpusd	1.32424	1.3265	1.3 5.22	06:22:37	1.32653	-0.7	0	0.33	-30.97
													[sl]
39863174	2018.06.20 23:50:00	sell	0.1	xauusd	1267.88	1270	1258 5.21	03:49:58	1269.98	0	0	1.57	-28.5
													[sl]
39823031	2018.06.19 14:05:04	sell	0.1	usdcad	1.32792	1.33213	1.27 5.20	22:17:43	1.33213	-0.7	0	-0.51	-42.89
													[sl]
39925659	2018.06.19 11:24:54	sell	0.1	gbpusd	1.319	1.321	1.3 5.20	18:37:27	1.32104	-0.7	0	0.33	-27.64
													[sl]
40225580	2018.06.18 15:51:30	sell	0.1	eurusd	1.16133	1.1633	1.15 5.19	02:41:37	1.1633	-0.7	0	0.69	-26.62
													[sl]
39863169	2018.06.15 17:43:21	sell	0.1	xauusd	1278.96	1281	1269 5.15	17:50:02	1281	0	0	0	-27.38
													[sl]
40074201	2018.06.14 19:33:33	buy	0.1	gbpusd	1.33	1.328	1.36 5.14	20:57:59	1.32796	-0.7	0	0	-27.24
													[sl]
40074198	2018.06.14 17:25:01	sell	0.1	eurusd	1.16376	1.1616	1.13 5.15	16:16:04	1.16166	-0.7	0	0.69	28.14
													[sl]
40180379	2018.06.14 15:38:35	sell	0.1	xauusd	1307.82	1305	1280 5.15	17:42:14	1280.03	0	0	0.52	373
													[tp]
40177271	2018.06.14 14:53:47	sell	0.1	audusd	0.75506	0.73626	0.72 5.29	05:38:48	0.73626	-0.7	0	-1.48	255.34
													[sl]
40177261	2018.06.14 14:53:31	sell	0.1	eurusd	1.17608	1.16175	1.15 5.15	16:16:05	1.16175	-0.7	0	0.69	191.99
													[sl]
40176944	2018.06.14 14:50:09	sell	0.1	gbpusd	1.34024	1.32653	1.32 5.19	03:59:35	1.32653	-0.7	0	0.99	184.89
													[sl]
40150629	2018.06.14 10:00:58	sell	0.1	gbpusd	1.34097	1.3438	1.32 5.14	11:30:05	1.34401	-0.7	0	0	-40.2

40024674	2018.06.01 01:38:34	buy	0.1	eurusd	1.17007	1.168	1.183 5.01 06:22:55	1.16799	-0.7	0	0	-27.55
												[sl]
40024673	2018.06.01 01:37:52	buy	0.1	gbpusd	1.32981	1.327	1.3398 5.01 05:59:37	1.327	-0.7	0	0	-37.16
												[sl]
40016020	2018.05.31 16:42:12	sell	0.1	xauusd	1301.51	1304	1280 5.31 17:02:40	1304.06	0	0	0	-33.64
												[sl]
40015593	2018.05.31 16:23:48	sell	0.1	gbpusd	1.32968	1.3317	1.31 5.31 17:27:37	1.33169	-0.7	0	0	-26.52
												[sl]
40015556	2018.05.31 16:21:51	sell	0.1	eurusd	1.1657	1.168	1.13 5.31 17:39:16	1.16799	-0.7	0	0	-30.19
												[sl]
40012776	2018.05.31 14:51:12	buy	0.1	nzdusd	0.7017	0.7	0.7117 5.31 16:55:21	0.70096	-0.7	0	0	-9.76
												[sl]
40012725	2018.05.31 14:49:38	sell	0.1	nzdusd	0.70154	0.7035	0.69 5.04 12:40:17	0.7035	-0.7	0	-0.44	-25.62
												[sl]
40012527	2018.05.31 14:44:58	buy	0.1	xauusd	1305.11	1302	1326 5.31 15:30:04	1299.01	0	0	0	-80.43
												[sl]
40001559	2018.05.30 23:01:10	sell	0.1	xauusd	1302.05	1305	1282 5.31 03:35:29	1304.83	0	0	1.53	-36.72
												[sl]
40001552	2018.05.30 23:00:15	buy	0.1	usdcad	1.28799	1.285	1.31 5.31 10:53:54	1.28498	-0.7	0	0.18	-30.88
												[sl]
40001483	2018.05.30 22:56:20	sell	0.1	gbpusd	1.32821	1.331	1.3 5.31 06:23:43	1.33102	-0.7	0	0.96	-37.15
												[sl]
40001473	2018.05.30 22:54:41	buy	0.1	audusd	0.75772	0.7557	0.7677 5.31 04:36:20	0.75566	-0.7	0	-0.7	-27.26
												[sl]
40001466	2018.05.30 22:53:47	sell	0.1	audusd	0.75767	0.761	0.73 5.04 06:12:09	0.76102	-0.7	0	-0.5	-44.02
												[sl]
39994607	2018.05.30 14:06:53	buy	0.1	eurjpy	126.633	126.4	129 5.30 16:59:27	126.401	-0.7	0	0	-28.3
												[sl]
39994191	2018.05.30 13:57:39	buy	0.1	usdjpy	108.85	108.6	111 5.31 03:06:19	108.6	-0.7	0	1.28	-30.4
												[sl]
39980650	2018.05.30 09:17:43	buy	0.1	eurusd	1.15689	1.1595	1.17 5.30 17:34:00	1.15941	-0.7	0	0	32.09
												[sl]
39981187	2018.05.29 23:03:29	sell	0.1	eurgbp	0.87055	0.8725	0.85 5.30 09:59:09	0.87251	-0.7	0	0.14	-34.66
												[sl]
39981184	2018.05.29 23:02:08	sell	0.1	euraud	1.53716	1.5392	1.5 5.30 02:26:57	1.5392	-0.7	0	0.59	-20.4
												[sl]
39980673	2018.05.29 22:16:07	sell	0.1	usdcad	1.30206	1.30005	1.25 5.30 16:44:14	1.30011	-0.7	0	-0.51	19.91
												[sl]
39980659	2018.05.29 22:13:36	buy	0.1	audnzd	1.08808	1.085	1.25 5.30 04:27:25	1.08498	-0.7	0	-0.28	-28.57
												[sl]
39980655	2018.05.29 22:12:46	sell	0.1	usdjpy	108.41	108.6	106 5.29 22:41:15	108.613	-0.7	0	0	-24.9
												[sl]
39980643	2018.05.29 22:08:28	buy	0.1	gbpusd	1.32449	1.32592	1.35 5.31 16:23:32	1.32973	-0.7	0	-4.14	69.14
												[sl]
39973626	2018.05.29 16:27:48	buy	0.1	gbpusd	1.32701	1.325	1.39 5.29 18:32:17	1.32496	-0.7	0	0	-27.29
												[sl]
39973594	2018.05.29 16:26:45	buy	0.1	eurusd	1.15775	1.155	1.2577 5.29 18:03:54	1.155	-0.7	0	0	-36.59
												[sl]
39862941	2018.05.29 09:24:31	sell	0.1	usdjpy	108.901	109.1	107.96 5.29 17:03:36	109.1	-0.7	0	0	-24.23
												[sl]
39945222	2018.05.29 04:16:03	sell	0.1	audusd	0.753	0.75206	0.73 5.30 10:47:19	0.75209	-0.7	0	-0.1	12.1
												[sl]
39956008	2018.05.28 20:07:01	buy	0.1	eurusd	1.16237	1.16	1.1723 5.29 09:32:54	1.15999	-0.7	0	-1.37	-31.61
												[sl]
39955073	2018.05.28 16:18:42	buy	0.1	xauusd	1297.98	1295	1310 5.29 16:03:06	1292.47	0	0	-1.48	-73.17
												[sl]
39945205	2018.05.28 15:40:35	sell	0.1	eurusd	1.162	1.1556	1.13 5.30 08:54:40	1.1556	-0.7	0	1.36	85.33
												[sl]
39949252	2018.05.28 07:05:12	buy	0.1	xauusd	1298.84	1296	1336 5.28 09:04:44	1295.98	0	0	0	-37.76
												[sl]
39945219	2018.05.28 00:45:57	buy	0.1	usdjpy	109.809	109.6	111 5.28 03:49:34	109.6	-0.7	0	0	-25.22
												[sl]
39945195	2018.05.28 00:43:21	sell	0.1	gbpusd	1.33099	1.333	1.31 5.28 06:48:13	1.33299	-0.7	0	0	-26.4
												[sl]
39925655	2018.05.25 23:50:36	sell	0.1	gbpusd	1.32968	1.333	1.32 5.28 06:48:13	1.33299	-0.7	0	0.32	-43.7
												[sl]
39943784	2018.05.25 23:22:44	buy	0.1	xauusd	1301.42	1299	1326 5.28 01:02:04	1299	0	0	-1.48	-32.02
												[sl]
39943783	2018.05.25 23:21:39	sell	0.1	eurgbp	0.87594	0.878	0.85 5.28 00:25:50	0.87803	-0.7	0	0.14	-36.82
												[sl]
39943776	2018.05.25 23:20:46	buy	0.1	audusd	0.75507	0.753	0.765 5.29 04:16:03	0.753	-0.7	0	-0.46	-27.49

39943768	2018.05.25 23:19:49	buy	0.1	gbpusd	1.33143	1.329	1.365.29 09:25:49	1.329	-0.7	0	-2.07	-32.28
												[sl]
39941311	2018.05.25 16:56:41	sell	0.1	eurusd	1.16486	1.167	1.155.25 18:54:45	1.16702	-0.7	0	0	-28.57
												[sl]
39941302	2018.05.25 16:55:56	buy	0.1	usdcad	1.2977	1.298	1.315.29 03:54:17	1.29799	-0.7	0	0.12	2.97
												[sl]
39939450	2018.05.25 15:59:13	sell	0.1	usdcad	1.2969	1.299	1.255.28 04:49:53	1.299	-0.7	0	-0.51	-21.37
												[sl]
39938961	2018.05.25 15:35:38	buy	0.1	eurusd	1.16696	1.1639	1.195.28 14:29:36	1.1639	-0.7	0	-1.37	-40.49
												[sl]
39938933	2018.05.25 15:34:43	buy	0.1	gbpusd	1.334	1.331	1.365.25 16:53:19	1.33101	-0.7	0	0	-39.6
												[sl]
39857433	2018.05.24 16:44:10	sell	0.1	xauusd	1299.99	1303	12905.24 16:50:02	1303.52	0	0	0	-46.68
												[sl]
39865093	2018.05.24 15:38:22	buy	0.1	xauusd	1299.62	1297	13095.25 16:53:59	1303.24	0	0	-1.48	47.95
39928666	2018.05.24 15:31:44	buy	0.1	nzdusd	0.69236	0.6912	0.715.25 14:11:23	0.69119	-0.7	0	-0.12	-15.45
												[sl]
39928665	2018.05.24 15:31:24	buy	0.1	xauusd	1297.84	1300	13205.25 16:54:04	1303.2	0	0	-1.48	70.99
39925654	2018.05.24 11:30:01	buy	0.1	gbpusd	1.33989	1.336	1.355.25 09:14:57	1.33592	-0.7	0	-1.03	-52.53
												[sl]
39925746	2018.05.24 05:39:38	buy	0.1	eurusd	1.17099	1.169	1.195.25 10:18:25	1.16902	-0.7	0	-1.36	-26.06
												[sl]
39925742	2018.05.24 05:39:07	buy	0.1	gbpusd	1.33677	1.3346	1.355.25 10:10:51	1.3346	-0.7	0	-1.03	-28.71
												[sl]
39923050	2018.05.23 17:24:44	buy	0.1	audusd	0.75457	0.75502	0.76355.25 16:44:03	0.75503	-0.7	0	-0.93	6.09
												[sl]
39923044	2018.05.23 17:22:38	sell	0.1	usdjpy	110.108	110.32	1095.23 20:45:51	110.317	-0.7	0	0	-25.15
												[sl]
39923042	2018.05.23 17:22:20	buy	0.1	eurusd	1.17153	1.17	1.182025.23 17:47:58	1.17	-0.7	0	0	-20.29
												[sl]
39922497	2018.05.23 16:15:27	sell	0.1	eurusd	1.16974	1.1717	1.155.23 16:32:07	1.17149	-0.7	0	0	-23.18
39922430	2018.05.23 16:06:29	sell	0.1	xauusd	1289.07	1291	12805.23 17:21:33	1290.02	0	0	0	-12.58
39922282	2018.05.23 15:52:20	buy	0.1	usdjpy	109.901	109.7	1135.23 17:22:45	110.107	-0.7	0	0	24.8
39781518	2018.05.23 11:30:10	sell	0.1	gbpusd	1.33536	1.338	1.335.24 02:25:12	1.33801	-0.7	0	0.96	-34.99
												[sl]
39862929	2018.05.23 10:56:08	sell	0.1	usdjpy	109.936	109.936	108.965.23 15:23:48	109.936	-0.7	0	0	0
												[sl]
39914120	2018.05.22 16:06:22	sell	0.1	nzdusd	0.69358	0.69256	0.675.23 17:21:57	0.69086	-0.7	0	-0.22	36.05
39914119	2018.05.22 16:05:51	sell	0.1	xauusd	1293.79	1296	12685.23 12:50:14	1296.01	0	0	0.51	-29.46
												[sl]
39900500	2018.05.22 05:17:08	buy	0.1	xauusd	1290.43	1288	13035.22 10:01:11	1287.99	0	0	0	-32.15
												[sl]
39884165	2018.05.21 23:16:07	buy	0.1	eurgbp	0.87793	0.8758	0.895.22 11:27:26	0.8758	-0.7	0	-0.72	-37.81
												[sl]
39884143	2018.05.21 23:10:26	buy	0.1	audnzd	1.09199	1.0897	1.135.22 10:20:23	1.08967	-0.7	0	-0.28	-21.29
												[sl]
39883564	2018.05.21 18:15:01	buy	0.1	eurusd	1.17592	1.1763	1.1865.22 09:41:30	1.1763	-0.7	0	-1.36	5
												[sl]
39883552	2018.05.21 18:12:00	buy	0.1	gbpusd	1.34211	1.34139	1.3525.22 17:49:18	1.34139	-0.7	0	-1.03	-9.48
												[sl]
39882626	2018.05.21 15:54:20	buy	0.1	xauusd	1286.95	1292	13035.22 02:50:33	1292	0	0	-1.48	66.62
												[sl]
39882610	2018.05.21 15:51:26	buy	0.1	audusd	0.75409	0.75762	0.76585.22 19:58:42	0.75762	-0.7	0	-0.23	46.59
												[sl]
39882607	2018.05.21 15:50:37	buy	0.1	eurusd	1.17709	1.175	1.1875.21 17:51:06	1.17499	-0.7	0	0	-27.76
												[sl]
39882604	2018.05.21 15:49:46	buy	0.1	gbpusd	1.34303	1.341	1.3535.21 17:33:00	1.341	-0.7	0	0	-26.87
												[sl]
39878391	2018.05.21 09:57:59	sell	0.1	eurusd	1.173	1.175	1.165.21 13:01:12	1.175	-0.7	0	0	-26.59
												[sl]
39878717	2018.05.21 06:39:38	sell	0.1	usdjpy	111.121	111.3	1095.21 08:39:43	111.301	-0.7	0	0	-21.51
												[sl]
39878698	2018.05.21 06:35:11	buy	0.1	eurusd	1.17511	1.173	1.1855.21 09:57:59	1.173	-0.7	0	0	-28.11
												[sl]
39781516	2018.05.21 05:49:42	sell	0.1	gbpusd	1.34434	1.34416	1.3375.21 22:48:33	1.34253	-0.7	0	0	23.89
39878377	2018.05.21 01:28:35	buy	0.1	gbpusd	1.3482	1.346	1.3585.21 03:28:50	1.34601	-0.7	0	0	-29.14
												[sl]
39877929	2018.05.18 23:27:02	buy	0.1	audcad	0.96718	0.96875	1.0195.22 02:48:52	0.96875	-0.7	0	0	16.21

39861782	2018.05.16 12:42:50	self	0.1	nzdusd	0.68907	0.691	0.675.16 16:51:23	0.691	-0.7	0	0	-25.69
												[sl]
39861778	2018.05.16 12:42:37	sell	0.1	xauusd	1290.79	1289	1280.5.16 16:01:55	1288.99	0	0	0	24.04
												[sl]
39861775	2018.05.16 12:42:22	buy	0.1	usdcad	1.28702	1.2845	1.355.16 16:03:19	1.28447	-0.7	0	0	-26.51
												[sl]
39861773	2018.05.16 12:42:08	sell	0.1	audusd	0.7481	0.751	0.735.16 16:48:00	0.751	-0.7	0	0	-38.62
												[sl]
39861769	2018.05.16 12:42:00	buy	0.1	usdjpy	110.168	110.75	113.5.18 17:33:37	110.75	-0.7	0	1.69	70.07
												[sl]
39861764	2018.05.16 12:41:50	sell	0.1	gbpusd	1.34726	1.349	1.335.16 14:24:02	1.34902	-0.7	0	0	-23.51
												[sl]
39858355	2018.05.15 23:57:16	sell	0.1	xauusd	1290.46	1295	1280.5.16 08:51:44	1295.04	0	0	0.52	-61.17
												[sl]
39857438	2018.05.15 19:58:40	sell	0.1	xauusd	1290.86	1293	1281.5.15 21:35:39	1293.03	0	0	0	-29
												[sl]
39857415	2018.05.15 18:03:54	buy	0.1	usdcad	1.28937	1.285	1.35.16 08:51:45	1.28495	-0.7	0	0.06	-45.94
												[sl]
39857415	2018.05.15 18:03:39	sell	0.1	audusd	0.74699	0.749	0.735.16 10:27:21	0.74901	-0.7	0	-0.1	-26.97
												[sl]
39857412	2018.05.15 18:03:25	buy	0.1	usdjpy	110.346	110.15	113.5.16 10:23:04	110.145	-0.7	0	0.43	-24.38
												[sl]
39857409	2018.05.15 18:03:11	sell	0.1	eurusd	1.18569	1.18005	1.175.16 16:28:33	1.18009	-0.7	0	0.69	74.62
												[sl]
39857407	2018.05.15 18:03:01	sell	0.1	gbpusd	1.34907	1.352	1.335.16 09:15:14	1.35201	-0.7	0	0.33	-39.29
												[sl]
39844932	2018.05.15 14:12:59	sell	0.1	eurusd	1.18929	1.18691	1.185.15 17:59:25	1.18622	-0.7	0	0	41.07
39850290	2018.05.14 22:57:30	sell	0.1	xauusd	1313.61	1315	1280.5.15 03:32:16	1314.97	0	0	0.51	-18.06
												[sl]
39850275	2018.05.14 22:53:54	sell	0.1	eurusd	1.19361	1.18695	1.165.15 17:59:05	1.18632	-0.7	0	0.68	97.52
39850274	2018.05.14 22:53:23	sell	0.1	gbpusd	1.35608	1.35	1.335.15 17:53:37	1.35002	-0.7	0	0.32	81.14
												[sl]
39850250	2018.05.14 22:42:06	buy	0.1	usdjpy	109.617	110	112.8.5.15 17:59:12	110.298	-0.7	0	0.43	82.6
39850234	2018.05.14 22:35:43	sell	0.1	audusd	0.75298	0.74875	0.733.5.15 17:59:19	0.74754	-0.7	0	-0.1	72.77
39849073	2018.05.14 16:30:42	buy	0.1	audusd	0.7558	0.753	0.775.14.21:11:11	0.75299	-0.7	0	0	-37.32
												[sl]
39849034	2018.05.14 16:23:20	buy	0.1	xauusd	1320.87	1318	1338.5.14 20:22:24	1317.91	0	0	0	-39.23
												[sl]
39849033	2018.05.14 16:23:03	buy	0.1	gbpusd	1.35905	1.35686	1.385.14 20:19:53	1.3568	-0.7	0	0	-29.82
												[sl]
39844928	2018.05.14 09:03:41	buy	0.1	eurusd	1.19716	1.195	1.235.14 20:50:52	1.195	-0.7	0	0	-28.67
												[sl]
39844266	2018.05.11 17:24:23	sell	0.1	nzdusd	0.69636	0.698	0.695.14 16:22:09	0.69467	-0.7	0	-0.22	22.37
39844094	2018.05.11 16:46:09	sell	0.1	xauusd	1323.19	1321	1318.5.11 23:53:55	1317.82	0	0	0	71.19
												[tp]
39844093	2018.05.11 16:47:56	buy	0.1	usdcad	1.27737	1.2775	1.2875.5.14 00:00:07	1.27713	-0.7	0	0.06	-2.49
												[sl]
39844086	2018.05.11 16:47:24	sell	0.1	audusd	0.75533	0.7565	0.745.14 04:24:32	0.75653	-0.7	0	-0.1	-15.86
												[sl]
39844085	2018.05.11 16:47:13	buy	0.1	usdjpy	109.222	109	110.5.14 16:21:55	109.529	-0.7	0	0.43	37.11
39844082	2018.05.11 16:46:52	sell	0.1	eurusd	1.19574	1.1975	1.195.14 10:22:24	1.1975	-0.7	0	0.68	-23.27
												[sl]
39844081	2018.05.11 16:46:41	sell	0.1	gbpusd	1.35675	1.3585	1.345.14 10:55:05	1.35851	-0.7	0	0.32	-23.31
												[sl]
39839244	2018.05.10 18:33:01	sell	0.1	usdjpy	109.556	109.5	107.5.11 03:03:56	109.502	-0.7	0	-0.98	6.55
												[sl]
39839212	2018.05.10 18:22:59	buy	0.1	gbpusd	1.34802	1.34995	1.358.5.11 13:51:34	1.35813	-0.7	0	-1.04	133.81
												[tp]
39838913	2018.05.10 17:36:58	buy	0.1	xauusd	1319.4	1317	1330.5.10 18:08:14	1316.89	0	0	0	-33.45
												[sl]
39838903	2018.05.10 17:33:50	buy	0.1	nzdusd	0.69488	0.69593	0.735.11 17:11:29	0.69646	-0.7	0	-0.12	20.93
39838900	2018.05.10 17:32:51	sell	0.1	usdjpy	109.434	109.6	107.5.10 17:55:37	109.601	-0.7	0	0	-20.32
												[sl]
39838892	2018.05.10 17:32:14	buy	0.1	gbpusd	1.34765	1.35512	1.395.11 17:11:15	1.35616	-0.7	0	-1.04	112.71
39825662	2018.05.10 14:03:21	buy	0.1	xauusd	1318.23	1315	1336.5.11 17:22:49	1322.82	0	0	-1.49	60.79
39833197	2018.05.10 05:29:44	buy	0.1	audusd	0.74726	0.7533	0.785.11 17:23:07	0.75491	-0.7	0	-0.23	101.34
39833184	2018.05.10 05:24:17	buy	0.1	eurusd	1.18684	1.18993	1.235.11 09:36:18	1.18991	-0.7	0	-1.37	40.75
												[sl]
39833180	2018.05.10 05:23:32	buy	0.1	gbpusd	1.35672	1.3539	1.399.5.10 10:50:48	1.35388	-0.7	0	0	-37.97

39757642	2018.05.09 20:34:45	sell	0.1	usdcad	1.28274	1.28576	1.2659 5.09 22:47:21	1.28578	-0.7	0	0	-31.68
												[sl]
39829505	2018.05.09 16:31:03	sell	0.1	usdjpy	109.749	109.9	109.22 5.10 03:31:25	109.901	-0.7	0	-2.94	-18.54
												[sl]
39806895	2018.05.09 10:18:49	buy	0.1	xauusd	1304.99	1303	1315 5.09 16:28:02	1312.37	0	0	0	99.07
39824125	2018.05.08 23:26:17	buy	0.1	nzdusd	0.69694	0.6939	0.73 5.10 00:24:41	0.6939	-0.7	0	-0.47	-40.74
												[sl]
39824120	2018.05.08 23:24:22	buy	0.1	audusd	0.74531	0.743	0.78 5.09 04:13:33	0.74299	-0.7	0	-0.24	-31.23
												[sl]
39824093	2018.05.08 23:02:37	sell	0.1	usdjpy	109.109	109.35	05.09 03:57:28	109.352	-0.7	0	-0.99	-29.88
												[sl]
39822935	2018.05.08 19:13:43	sell	0.1	usdcad	1.295	1.298	1.27 5.09 16:28:16	1.28977	-0.7	0	-0.52	54.43
39823120	2018.05.08 17:47:55	buy	0.1	eurusd	1.18583	1.183	1.2278 5.09 09:46:04	1.183	-0.7	0	-1.39	-38.12
												[sl]
39823119	2018.05.08 17:47:46	buy	0.1	gbpusd	1.35165	1.35278	1.399 5.09 06:59:12	1.35273	-0.7	0	-1.05	14.52
												[sl]
39823080	2018.05.08 17:36:12	sell	0.1	usdcad	1.29724	1.299	1.287 5.08 18:09:07	1.29899	-0.7	0	0	-18.11
												[sl]
39823068	2018.05.08 17:33:39	buy	0.1	xauusd	1308.19	1311	1353 5.09 04:03:22	1310.98	0	0	-1.5	37.54
												[sl]
39822983	2018.05.08 17:14:06	buy	0.1	usdcad	1.29725	1.295	1.307 5.08 19:13:43	1.295	-0.7	0	0	-23.31
												[sl]
39822433	2018.05.08 15:54:01	sell	0.1	xauusd	1310.21	1310	1300 5.08 17:33:57	1308.08	0	0	0	28.62
39809134	2018.05.08 09:11:33	buy	0.1	gbpusd	1.35877	1.355	1.365 5.08 10:29:50	1.35508	-0.7	0	0	-49.17
												[sl]
39818196	2018.05.08 05:03:02	buy	0.1	xauusd	1313.62	1311	1323.62 5.08 07:03:12	1311.03	0	0	0	-34.58
												[sl]
39817213	2018.05.07 23:57:19	sell	0.1	gbpjpy	147.88	147.52	145 5.08 16:14:51	147.52	-0.7	0	-0.7	44.27
												[sl]
39817203	2018.05.07 23:47:47	buy	0.1	xauusd	1314.32	1312	1353 5.08 06:56:12	1311.98	0	0	-1.49	-31.22
												[sl]
39816687	2018.05.07 18:13:13	buy	0.1	xauusd	1315.58	1313	1335 5.07 19:19:28	1313	0	0	0	-34.29
												[sl]
39816677	2018.05.07 18:10:07	buy	0.1	audusd	0.75212	0.75	0.78 5.08 04:37:52	0.75	-0.7	0	-0.23	-28.27
												[sl]
39816673	2018.05.07 18:09:22	buy	0.1	gbpusd	1.35706	1.355	1.43 5.08 07:02:58	1.35496	-0.7	0	-1.04	-28.04
												[sl]
39816668	2018.05.07 18:08:05	buy	0.1	eurusd	1.19215	1.19	1.23 5.08 11:24:16	1.19	-0.7	0	-1.38	-28.76
												[sl]
39811943	2018.05.04 23:14:59	buy	0.1	eurusd	1.19567	1.195	1.23 5.07 08:27:20	1.19499	-0.7	0	-1.37	-9.05
												[sl]
39810901	2018.05.04 20:26:20	buy	0.1	gbpusd	1.35501	1.353	1.395 5.04 23:27:29	1.35299	-0.7	0	0	-26.81
												[sl]
39811013	2018.05.04 17:32:25	buy	0.1	eurusd	1.19472	1.1923	1.23 5.04 18:21:30	1.1923	-0.7	0	0	-32.19
												[sl]
39810978	2018.05.04 17:26:04	buy	0.1	gbpusd	1.35234	1.3535	1.362 5.07 10:02:07	1.35348	-0.7	0	-1.04	15.17
												[sl]
39810850	2018.05.04 17:04:10	buy	0.1	xauusd	1311.02	1315.2	1326 5.07 08:20:42	1315.18	0	0	-1.49	55.31
												[sl]
39810657	2018.05.04 16:41:12	sell	0.1	xauusd	1308.82	1310	1290 5.04 16:47:42	1310.03	0	0	0	-16.12
												[sl]
39810493	2018.05.04 16:28:51	buy	0.1	xauusd	1309.68	1307	1326 5.04 16:40:49	1308.94	0	0	0	-9.88
39810084	2018.05.04 16:10:38	buy	0.1	gbpusd	1.35371	1.351	1.36635 5.04 16:18:18	1.35098	-0.7	0	0	-36.37
												[sl]
39810076	2018.05.04 16:10:12	buy	0.1	xauusd	1311.56	1309	1336 5.04 16:18:31	1308.98	0	0	0	-34.37
												[sl]
39781515	2018.05.04 16:08:24	sell	0.1	gbpusd	1.3525	1.3539	1.345 5.04 16:33:03	1.35087	-0.7	0	0	21.74
39809149	2018.05.04 16:05:44	sell	0.1	gbpusd	1.35296	1.356	1.346 5.04 16:32:58	1.35104	-0.7	0	0	25.61
39806191	2018.05.04 02:35:44	balance Deposit										5 000.00
39800913	2018.05.03 17:56:17	buy	0.03	audusd	0.75	0.751	0.78 5.04 16:08:55	0.751	-0.21	0	-0.07	3.99
												[sl]
39805848	2018.05.03 15:02:48	buy	0.03	eurusd	1.19923	1.197	1.23 5.03 16:10:44	1.197	-0.21	0	0	-8.9
												[sl]
39800907	2018.05.03 06:13:46	buy	0.03	gbpusd	1.35961	1.35702	1.43 5.03 17:12:14	1.357	-0.21	0	0	-10.41
												[sl]
39800905	2018.05.03 06:13:03	buy	0.03	xauusd	1309.53	1310	1326 5.04 10:00:04	1309.99	0	0	-0.45	1.83
												[sl]
39796989	2018.05.02 21:12:00	buy	0.03	xauusd	1312.01	1310	1322 5.02 21:59:29	1310.04	0	0	0	-7.87

39797337	2018.05.02 16:32:52	sell	0.03	eurusd	1.19963	1.202	1.1955.02 21:14:19	1.20199	-0.21	0	0	-9.39	[sl]
39797323	2018.05.02 16:31:00	sell	0.03	gbpusd	1.36407	1.3626	1.3585.02 22:27:20	1.35795	-0.21	0	0	24.47	[sl]
39797094	2018.05.02 15:28:39	buy	0.03	gbpusd	1.36429	1.3621	1.395.02 16:46:12	1.36206	-0.21	0	0	-8.93	[tp]
39793317	2018.05.02 12:19:27	buy	0.05	gbpusd	1.36507	1.363	1.3755.02 14:39:51	1.36301	-0.35	0	0	-13.73	[sl]
39793312	2018.05.02 02:29:58	buy	0.05	xauusd	1306.05	1306	13265.02 16:41:15	1305.91	0	0	0	-0.93	[sl]
39793324	2018.05.02 01:16:38	buy	0.03	eurusd	1.19934	1.1973	1.235.02 16:48:09	1.19724	-0.21	0	0	-8.42	[sl]
39781514	2018.05.01 17:52:59	sell	0.1	gbpusd	1.3595	1.361	1.3535.01 18:19:49	1.36106	-0.7	0	0	-20.83	[sl]
39781510	2018.05.01 16:29:14	sell	0.1	gbpusd	1.36387	1.365	1.365.01 17:51:32	1.35999	-0.7	0	0	51.88	[sl]
39788397	2018.05.01 05:12:47	buy	0.05	xauusd	1313.13	1310	13265.01 11:04:13	1309.45	0	0	0	-24.47	[tp]
39788395	2018.05.01 05:12:10	buy	0.05	eurusd	1.20766	1.205	1.225.01 11:11:17	1.20492	-0.35	0	0	-18.22	[sl]
39787645	2018.05.01 00:16:22	buy	0.05	gbpusd	1.3767	1.3737	1.435.01 11:11:18	1.37366	-0.35	0	0	-20.22	[sl]
39785902	2018.04.30 16:22:51	sell	0.1	gbpusd	1.37346	1.375	1.3634.30 16:41:28	1.375	-0.7	0	0	-20.43	[sl]
39757661	2018.04.30 14:46:34	buy	0.1	xauusd	1312.97	1310	13634.30 16:22:08	1311.42	0	0	0	-20.56	[sl]
39781509	2018.04.30 10:29:38	sell	0.1	gbpusd	1.37502	1.3765	1.3654.30 11:28:31	1.3765	-0.7	0	0	-19.6	[sl]
39780336	2018.04.27 16:13:10	buy	0.1	eurusd	1.20896	1.21021	1.224.30 11:55:58	1.21021	-0.7	0	-1.36	16.57	[sl]
39774524	2018.04.27 13:38:50	buy	0.1	xauusd	1321.04	1318	13304.27 15:02:03	1317.92	0	0	0	-41.31	[sl]
39775497	2018.04.27 00:03:21	buy	0.1	audnzd	1.07004	1.067	1.255.02 01:45:00	1.06631	-0.7	0	-0.87	-34.98	[sl]
39775475	2018.04.26 23:54:49	buy	0.1	xauusd	1317.33	1317	13634.27 15:40:24	1316.98	0	0	-1.48	-4.64	[sl]
39775474	2018.04.26 23:53:51	buy	0.1	audusd	0.75528	0.7532	0.784.27 10:22:15	0.75319	-0.7	0	-0.23	-27.75	[sl]
39775472	2018.04.26 23:52:56	buy	0.1	gbpusd	1.39148	1.39	1.434.27 10:18:12	1.38998	-0.7	0	-1.03	-19.9	[sl]
39774447	2018.04.26 17:45:25	sell	0.1	xauusd	1317.96	1320	13074.27 13:38:50	1321.04	0	0	0.51	-40.74	[sl]
39774438	2018.04.26 17:45:01	sell	0.1	audusd	0.75608	0.7555	0.7464.27 00:15:13	0.75553	-0.7	0	-0.1	7.28	[sl]
39774424	2018.04.26 17:44:48	sell	0.1	eurusd	1.21174	1.213	1.2034.26 20:04:18	1.21303	-0.7	0	0	-17.05	[sl]
39774415	2018.04.26 17:40:46	sell	0.1	gbpusd	1.39366	1.396	1.3864.27 11:30:04	1.38358	-0.7	0	0.32	133.66	[tp]
39774372	2018.04.26 17:32:10	buy	0.1	audusd	0.75636	0.755	0.784.26 18:34:50	0.755	-0.7	0	0	-18.01	[sl]
39774309	2018.04.26 17:29:34	buy	0.1	gbpusd	1.39555	1.393	1.434.26 18:00:59	1.39291	-0.7	0	0	-34.95	[sl]
39774307	2018.04.26 17:29:22	buy	0.1	eurusd	1.21259	1.21	1.2394.26 18:46:31	1.21	-0.7	0	0	-34.3	[sl]
39667321	2018.04.26 17:16:04	sell	0.1	xauusd	1317.78	1320	13094.26 17:29:15	1319.28	0	0	0	-19.83	[sl]
39634890	2018.04.26 17:16:03	sell	0.1	xauusd	1317.79	1320	13094.26 17:29:09	1319.45	0	0	0	-21.94	[sl]
39773534	2018.04.26 16:12:37	buy	0.1	eurusd	1.21907	1.216	1.234.26 17:05:02	1.216	-0.7	0	0	-40.57	[sl]
39773307	2018.04.26 15:55:32	sell	0.1	eurusd	1.22074	0	04.26 16:12:31	1.21907	-0.7	0	0	22.05	[sl]
39773304	2018.04.26 15:55:21	buy	0.1	gbpusd	1.39908	1.396	1.434.26 17:12:34	1.39593	-0.7	0	0	-41.65	[sl]
39775289	2018.04.26 15:54:47	buy	0.1	xauusd	1324.17	1320	13394.26 17:10:37	1320.02	0	0	0	-54.86	[sl]
39746003	2018.04.26 14:53:54	buy	0.1	eurgbp	0.87199	0.87	0.894.26 15:35:12	0.87	-0.7	0	0	-36.74	[sl]
39767908	2018.04.25 15:03:16	buy	0.1	xauusd	1320.93	1323	13364.26 14:59:17	1323	0	0	-4.44	27.34	[sl]
39767683	2018.04.25 14:39:49	sell	0.1	eurusd	1.21825	0	04.25 14:46:18	1.21862	-0.7	0	0	-4.89	[sl]
39767682	2018.04.25 14:39:42	sell	0.1	gbpusd	1.39366	1.395	1.3834.25 14:46:30	1.39413	-0.7	0	0	-6.21	[sl]

39767673	2018.04.25 14:39:28	sell	0.1	xauusd	1322.22	1325	04.25 14:46:08	1321.7	0	0	0	6.87
39765367	2018.04.25 11:39:20	buy	0.1	xauusd	1325	1323	1335.7 4.25 14:31:11	1322.89	0	0	0	-27.87
												[sl]
39765966	2018.04.25 10:41:36	buy	0.1	eurusd	1.22007	1.2166	04.25 23:38:11	1.2166	-0.7	0	0	-45.87
												[sl]
39765965	2018.04.25 10 41.21	buy	0.1	gbpusd	1.39498	1.393	1.43 4.25 17:27:46	1.39303	-0.7	0	0	-25.81
												[sl]
39764276	2018.04.25 10:15:27	sell	0.1	eurusd	1.22002	1.222	1.21 4.25 10:32:09	1.21976	-0.7	0	0	3.43
39764271	2018.04.25 10:04:40	sell	0.1	gbpusd	1.39498	1.395	1.385 4.25 10:32:03	1.39462	-0.7	0	0	4.76
39764259	2018.04.25 07:36:03	sell	0.1	xauusd	1326.95	1326	1317 4.25 10:31:58	1324.63	0	0	0	30.63
39762265	2018.04.24 16:42:44	sell	0.1	usdcad	1.28222	1.285	1.26 4.25 08:39:05	1.28501	-0.7	0	-0.51	-28.67
												[sl]
39762254	2018.04.24 16:42:32	buy	0.1	audusd	0.76162	0.758	0.772 4.25 07:33:40	0.75797	-0.7	0	-0.23	-48.15
												[sl]
39762245	2018.04.24 16:42:10	buy	0.1	eurusd	1.22282	1.2205	1.239 4.25 10:07:53	1.2205	-0.7	0	-1.36	-30.67
												[sl]
39762243	2018.04.24 16:42:02	buy	0.1	gbpusd	1.39773	1.395	1.43 4.25 10:04:40	1.39498	-0.7	0	-1.03	-36.35
												[sl]
39757641	2018.04.24 05:10:56	sell	0.1	usdcad	1.28392	1.28539	1.2759 4.25 09:11:47	1.28539	-0.7	0	-0.51	-15.12
												[sl]
39757659	2018.04.24 04:55:45	buy	0.1	xauusd	1327.03	1325	1337 4.24 09:56:31	1325	0	0	0	-26.72
												[sl]
39758534	2018.04.24 04:12:18	sell	0.1	audusd	0.75871	0.76	0.748 4.24 04:36:30	0.76001	-0.7	0	0	-17.11
												[sl]
39758532	2018.04.24 04:12:10	sell	0.1	eurusd	1.21877	1.22	1.21 4.24 04:36:06	1.22003	-0.7	0	0	-16.58
												[sl]
39758528	2018.04.24 04:12:03	sell	0.1	gbpusd	1.39222	1.395	1.382 4.24 06:46:36	1.395	-0.7	0	0	-36.52
												[sl]
39758498	2018.04.24 04:11:03	sell	0.1	xauusd	1324.39	1326	1315 4.24 04:54:50	1326.02	0	0	0	-21.47
												[sl]
39697767	2018.04.23 17:02:56	buy	0.1	usdcad	1.28383	1.2838	1.29 4.24 05:11:22	1.28379	-0.7	0	0.06	-0.41
												[sl]
39756133	2018.04.23 15:52:56	buy	0.1	xauusd	1325.67	1323	1339 4.23 17:09:00	1322.98	0	0	0	-35.31
												[sl]
39756015	2018.04.23 15:23:23	buy	0.1	audusd	0.7644	0.761	0.78 4.23 18:39:10	0.761	-0.7	0	0	-44.68
												[sl]
39756011	2018.04.23 15:22:49	sell	0.1	usdjpy	108.143	108.35	107 4.23 16:55:05	108.35	-0.7	0	0	-25.07
												[sl]
39756008	2018.04.23 15:21:47	buy	0.1	eurusd	1.22416	1.22	1.25 4.23 22:18:54	1.21998	-0.7	0	0	-55
												[sl]
39755003	2018.04.23 15:20:46	buy	0.1	gbpusd	1.39629	1.393	1.43 4.23 20:14:56	1.39292	-0.7	0	0	-44.29
												[sl]
39697784	2018.04.23 11:59:40	sell	0.1	xauusd	1328.95	1332	1319 4.23 15:20:13	1327.89	0	0	0	13.87
39751760	2018.04.20 23:24:18	buy	0.1	nzusd	0.72104	0.719	0.731 4.23 10:34:46	0.71898	-0.7	0	-0.11	-26.93
												[sl]
39751238	2018.04.20 18:01:54	buy	0.1	xauusd	1338.48	1335	1345 4.23 01:01:00	1334.84	0	0	-1.46	-47.46
												[sl]
39751237	2018.04.20 18:01:40	sell	0.1	usdjpy	107.681	107.813	106.613 4.23 00:00:07	107.816	-0.7	0	-0.97	-16.31
												[sl]
39751236	2018.04.20 18:01:27	buy	0.1	eurusd	1.22781	1.2257	1.2387 4.23 11:05:17	1.22567	-0.7	0	-1.35	-27.95
												[sl]
39751235	2018.04.20 18:01:13	buy	0.1	gbpusd	1.40258	1.39913	1.42 4.23 10:39:38	1.39909	-0.7	0	-1.02	-45.61
												[sl]
39751228	2018.04.20 18:00:41	sell	0.1	usdcad	1.27207	1.27655	1.268 4.23 00:08:13	1.27658	-0.7	0	-0.51	-46.02
												[sl]
39751084	2018.04.20 17:34:23	buy	0.1	usdjpy	107.794	107.6	112 4.20 17:59:57	107.696	-0.7	0	0	-11.86
39751083	2018.04.20 17:33:58	sell	0.1	eurusd	1.22674	1.229	1.219 4.20 18:00:11	1.22767	-0.7	0	0	-12.12
39751082	2018.04.20 17:33:44	sell	0.1	gbpusd	1.40234	1.405	1.39 4.20 18:00:20	1.40238	-0.7	0	0	-0.52
39751080	2018.04.20 17:33:31	sell	0.1	xauusd	1335.33	1338	1325 4.20 18:00:04	1337.95	0	0	0	-34.14
												[sl]
39697763	2018.04.20 16:24:56	buy	0.1	usdcad	1.27249	1.27	1.285 4.20 18:00:52	1.27208	-0.7	0	0	-4.2
39746004	2018.04.19 23:09:54	buy	0.1	eurusd	1.23485	1.233	1.239 4.20 10:54:34	1.23299	-0.7	0	-1.34	-24.14
												[sl]
39746001	2018.04.19 23:07:32	sell	0.1	eurgbp	0.87613	0.878	0.872 4.20 09:30:38	0.87807	-0.7	0	0.15	-35.37
												[sl]
39745964	2018.04.19 22:41:43	buy	0.1	gbpusd	1.40868	1.4068	1.415 4.20 08:52:58	1.40686	-0.7	0	-1.01	-23.59
												[sl]
39745935	2018.04.19 22:35:02	sell	0.1	xauusd	1344.57	0	0 4.19 22:45:37	1345.68	0	0	0	-14.35
39744222	2018.04.19 17:06:05	buy	0.1	eurgbp	0.86982	0.86601	0.89 4.19 23:06:37	0.87616	-0.7	0	0	115.54

39744213	2018.04.19 17:03:02	sell	0.1	gbpusd	1.42265	1.425	1.39 4.19 22:40:54	1.40871	-0.7	0	0	180.28
39738529	2018.04.18 22:37:22	buy	0.1	usdjpy	107.242	107.59	112 4.20 18:00:29	107.7	-0.7	0	1.68	55.41
39738527	2018.04.18 22:35:53	sell	0.1	eurusd	1.23752	1.2395	1.22 4.19 10:09:56	1.23951	-0.7	0	1.98	-25.5
												[sl]
39738524	2018.04.18 22:35:10	sell	0.1	gbpusd	1.42	1.423	1.399 4.19 14:17:34	1.42306	-0.7	0	0.94	-39.26
												[sl]
39708656	2018.04.18 17:08:36	buy	0.1	usdcad	1.26301	1.26	1.2718 4.18 17:31:26	1.25997	-0.7	0	0	-30.99
												[sl]
39731432	2018.04.18 14:23:50	sell	0.1	xauusd	1350.58	1355	1335 4.18 16:34:43	1354.99	0	0	0	-56.71
												[sl]
39725660	2018.04.18 09:39:20	buy	0.1	usdcad	1.25801	1.256	1.29 4.18 15:38:15	1.256	-0.7	0	0	-20.6
												[sl]
39724510	2018.04.17 18:28:01	sell	0.1	gbpusd	1.43022	1.4235	1.3992 4.18 15:56:19	1.42352	-0.7	0	0.31	86.2
												[sl]
39729918	2018.04.17 15:43:31	buy	0.1	usdjpy	107.157	107	112 4.17 19:48:03	106.999	-0.7	0	0	-19
												[sl]
39729902	2018.04.17 15:42:49	sell	0.1	gbpusd	1.43197	1.4235	1.39 4.18 15:56:19	1.42352	-0.7	0	0.31	108.71
												[sl]
39724524	2018.04.17 12:48:58	sell	0.1	eurusd	1.23651	1.2387	1.22 4.18 14:24:39	1.23874	-0.7	0	0.66	-28.74
												[sl]
39726833	2018.04.17 06:13:01	sell	0.1	audusd	0.77615	0.7782	0.76 4.17 09:32:55	0.77821	-0.7	0	0	-26.47
												[sl]
39726787	2018.04.17 06:03:16	sell	0.1	audusd	0.77669	0.778	0.76 4.18 16:35:13	0.77802	-0.7	0	-0.1	-17.09
												[sl]
39253218	2018.04.16 23:06:28	sell	0.1	gbpusd	1.43391	1.4369	1.39 4.17 09:19:09	1.43691	-0.7	0	0.31	-38.57
												[sl]
39724492	2018.04.16 15:45:25	buy	0.1	eurgbp	0.8648	0.863	0.89 4.16 17:58:52	0.86301	-0.7	0	0	-32.98
												[sl]
39720162	2018.04.13 23:57:30	buy	0.1	gbpusd	1.4241	1.428	1.4339 4.16 15:48:57	1.43056	-0.7	0	-1.01	83.2
38629527	2018.04.12 17:41:15	buy	0.1	eurgbp	0.86481	0.86928	0.89 4.19 14:06:13	0.86924	-0.7	0	-5.23	80.87
												[sl]
39712926	2018.04.12 15:32:45	sell	0.1	xauusd	1343.98	1337.9	1323 4.13 01:42:39	1337.9	0	0	0.5	78.38
												[sl]
39712899	2018.04.12 15:29:13	sell	0.1	xauusd	1342.74	0	0 4.12 15:30:48	1344.4	0	0	0	-21.43
39712846	2018.04.12 15:22:16	sell	0.1	gbpusd	1.41987	1.422	1.4 4.12 17:38:25	1.42199	-0.7	0	0	-27.36
												[sl]
39703625	2018.04.12 13:34:56	sell	0.1	eurusd	1.233	1.23396	1.222 4.13 10:41:35	1.234	-0.7	0	0.66	-12.83
												[sl]
39698512	2018.04.12 12:04:52	sell	0.1	gbpusd	1.415	1.417	1.399 4.12 12:57:22	1.417	-0.7	0	0	-25.82
												[sl]
39708822	2018.04.11 22:57:25	buy	0.1	usdjpy	106.853	107.119	112 4.16 19:54:12	107.119	-0.7	0	2.11	31.91
												[sl]
39708812	2018.04.11 22:56:34	sell	0.1	gbpusd	1.41725	1.4192	1.39 4.12 03:17:28	1.41925	-0.7	0	0.94	-25.76
												[sl]
39667266	2018.04.11 17:53:21	buy	0.1	xauusd	1358.11	1355	1365 4.11 18:39:58	1364.95	0	0	0	88.08
												[tp]
39707214	2018.04.11 15:52:29	sell	0.1	eurusd	1.23762	1.2375	1.21 4.12 03:03:21	1.23752	-0.7	0	1.99	1.29
												[sl]
39707212	2018.04.11 15:52:19	sell	0.1	gbpusd	1.41785	1.42	1.39 4.11 16:52:09	1.41998	-0.7	0	0	-27.48
												[sl]
39707211	2018.04.11 15:52:00	buy	0.1	usdjpy	106.797	106.79	110 4.11 22:22:31	106.79	-0.7	0	0	-0.84
												[sl]
39645932	2018.04.11 15:30:43	sell	0.1	xauusd	1352.95	1357	1300 4.11 17:53:21	1358.11	0	0	0	-66.4
												[sl]
39667284	2018.04.11 14:34:00	buy	0.1	xauusd	1351.61	1349	1356 4.11 14:45:12	1348.98	0	0	0	-33.93
												[sl]
39703629	2018.04.10 23:56:59	buy	0.1	usdjpy	107.205	107	112 4.11 03:45:25	106.995	-0.7	0	0.42	-25.3
												[sl]
39703512	2018.04.10 22:01:46	sell	0.1	usdjpy	107.167	107.023	106 5 4.11 12:17:00	107.023	-0.7	0	-0.97	17.36
												[sl]
39703460	2018.04.10 21:36:58	sell	0.1	gbpjpy	152.061	152	149.5 4.11 09:11:19	151.999	-0.7	0	-0.69	7.47
												[sl]
39701932	2018.04.10 15:18:09	sell	0.1	usdjpy	107.022	107.3	106 4 10 18:22:33	107.302	-0.7	0	0	-33.65
												[sl]
39701931	2018.04.10 15:17:58	buy	0.1	eurusd	1.23635	1.233	1.246 4.10 18:25:30	1.23284	-0.7	0	0	-45.29
												[sl]
39701928	2018.04.10 15:17:49	buy	0.1	gbpusd	1.41825	1.415	1.428 4.10 19:56:52	1.41501	-0.7	0	0	-41.76
												[sl]
39697791	2018.04.10 14:32:37	buy	0.1	xauusd	1339.2	1337	1345 4.10 14:57:10	1336.95	0	0	0	-29.09

39634843	2018.04.10 05:33:17	sell	0.1	nzdusd	0.73271	0.73399	0.74.10 09:36:29	0.73401	-0.7	0	0	-16.8
39698767	2018.04.10 05:10:17	sell	0.1	xauusd	1334.52	1337	1323.4.10 10:41:08	1337.02	0	0	0	-32.36
39698617	2018.04.10 04:50:15	sell	0.1	gbpusd	1.41294	1.415	1.403.4.10 09:49:55	1.41501	-0.7	0	0	-26.76
39698528	2018.04.10 04:27:44	sell	0.1	audusd	0.77057	0.773	0.76.4.10 05:20:16	0.773	-0.7	0	0	-31.44
39698526	2018.04.10 04:27:04	sell	0.1	eurusd	1.23201	1.23502	1.22.4.10 14:31:25	1.23503	-0.7	0	0	-39.02
39687669	2018.04.09 15:10:54	sell	0.1	eurusd	1.23	1.233	1.22.4.09 17:36:06	1.23306	-0.7	0	0	-39.78
39691975	2018.04.06 22:20:29	buy	0.1	usdjpy	106.883	106.5	112.4.10 15:17:34	107.022	-0.7	0	0.86	16.79
39691973	2018.04.06 22:18:04	sell	0.1	gbpusd	1.40922	1.41025	1.39.4.09 09:11:05	1.41028	-0.7	0	0.32	-13.79
39691969	2018.04.06 22:15:30	sell	0.1	xauusd	1332.8	1335	1320.4.09 01:01:51	1335.08	0	0	0.5	-29.71
39687747	2018.04.06 07:30:19	sell	0.1	xauusd	1328.34	1330	1319.4.06 15:30:31	1330.06	0	0	0	-22.36
39657313	2018.04.05 07:18:06	sell	0.1	xauusd	1328.28	1330	1319.4.05 13:55:23	1330.03	0	0	0	-22.76
39681198	2018.04.05 05:37:37	sell	0.1	eurusd	1.22778	1.225	1.21.4.06 02:15:53	1.225	-0.7	0	0.67	36.28
39681197	2018.04.05 05:36:54	sell	0.1	xauusd	1330.31	1327.5	1310.4.06 01:03:28	1327.5	0	0	0.5	36.57
39677140	2018.04.04 17:47:36	sell	0.1	xauusd	1338.54	1335	1329.4.05 01:33:20	1335	0	0	1.5	45.84
39674374	2018.04.04 06:23:38	sell	0.1	audusd	0.77063	0.77	0.76.4.09 18:16:47	0.77001	-0.7	0	-0.5	8.05
39674373	2018.04.04 06:22:52	buy	0.1	usdjpy	106.516	106.3	113.4.04 10:49:30	106.293	-0.7	0	0	-27.3
39674372	2018.04.04 06:22:20	sell	0.1	eurusd	1.22769	1.23	1.21.4.04 11:11:05	1.23004	-0.7	0	0	-30.65
39674370	2018.04.04 06:21:44	sell	0.1	gbpusd	1.40853	1.4031	1.39.4.06 15:30:34	1.40313	-0.7	0	1.27	70.23
39672236	2018.04.03 17:31:50	sell	0.1	eurusd	1.22598	1.2278	1.21.4.04 02:53:22	1.22762	-0.7	0	0.67	-23.95
39672228	2018.04.03 17:30:58	sell	0.1	gbpusd	1.40382	1.4057	1.39.4.03 18:08:18	1.40569	-0.7	0	0	-24.34
39672133	2018.04.03 17:12:40	sell	0.1	xauusd	1332.81	1335	1323.4.03 20:17:49	1335.03	0	0	0	-28.89
39667961	2018.04.03 05:04:49	buy	0.1	audusd	0.76723	0.765	0.777.4.03 17:30:24	0.7669	-0.7	0	0	-4.3
39667282	2018.04.03 04:25:25	sell	0.1	xauusd	1338.91	1341	1329.4.03 09:48:06	1341.01	0	0	0	-27.26
39667258	2018.04.03 02:40:49	buy	0.1	xauusd	1341.83	1339.9	1351.4.03 04:02:49	1339.9	0	0	0	-25.16
39660116	2018.03.30 03:06:17	buy	0.1	usdjpy	106.494	106.27	113.3.30 03:54:29	106.268	-0.7	0	0	-27.67
39659822	2018.03.30 00:00:58	sell	0.1	nzdusd	0.72275	0.725	0.73.3.30 23:57:32	0.725	-0.7	0	0	-29.16
39659561	2018.03.29 17:08:42	sell	0.1	nzdusd	0.72051	0.723	0.73.29.20 50:49	0.723	-0.7	0	0	-32.4
39659552	2018.03.29 17:07:32	sell	0.1	eurusd	1.23182	1.2338	1.21.4.02 14:40:47	1.2338	-0.7	0	1.34	-25.76
39658242	2018.03.29 15:53:59	sell	0.1	eurusd	1.23075	0	0.29.15:54:35	1.23073	-0.7	0	0	0.26
39658231	2018.03.29 15:49:57	sell	0.1	gbpusd	1.40528	1.408	1.38.4.03 10:14:23	1.40806	-0.7	0	0.96	-36.09
39658225	2018.03.29 15:47:56	buy	0.1	usdjpy	106.53	106.3	113.3.29 18:14:15	106.301	-0.7	0	0	-28.08
39658224	2018.03.29 15:47:39	sell	0.1	audusd	0.76724	0.769	0.75.3.30 09:04:29	0.76909	-0.7	0	-0.1	-24.05
39658223	2018.03.29 15:47:28	sell	0.1	xauusd	1322.5	1325	1312.3.29 15:33:05	1324.99	0	0	0	-32.41
39657853	2018.03.29 14:35:26	buy	0.1	nzdusd	0.7206	0.719	0.73.3.29 15:47:18	0.7197	-0.7	0	0	-11.73
39657841	2018.03.29 14:33:24	buy	0.1	audusd	0.7683	0.765	0.776.3.29 15:47:46	0.76724	-0.7	0	0	-13.82
39657838	2018.03.29 14:33:10	sell	0.1	usdjpy	106.48	106.8	105.8.3.29 15:48:02	106.525	-0.7	0	0	-5.5
39657809	2018.03.29 14:30:52	buy	0.1	gbpusd	1.40672	1.398	1.42.3.29 15:48:11	1.40501	-0.7	0	0	-22.29
39654085	2018.03.28 23:18:37	buy	0.1	nzdusd	0.72105	0.717	0.728.3.29 04:54:52	0.71929	-0.7	0	-0.34	-23.01

39524866	2018.03.22 22:53:02	buy	0.1	eurusd	1.23213	1.23	1.238 3.22 23:56:18	1.22998	-0.7	0	0	-27.95
												[sl]
39524864	2018.03.22 22:52:17	buy	0.1	gbpusd	1.41154	1.41	1.42 3.22 23:23:24	1.41002	-0.7	0	0	-19.73
												[sl]
39524863	2018.03.22 22:51:39	buy	0.1	xauusd	1329.35	1328	1336 3.23 03:39:07	1335.93	0	0	-1.3	85.45
												[tp]
39624861	2018.03.22 22:50:54	buy	0.1	nzdusd	0.7225	0.72	0.726 3.23 04:26:37	0.72211	-0.7	0	0.01	-5.06
39615705	2018.03.22 17:49:34	sell	0.1	gbpusd	1.41001	1.4125	1.39 3.23 09:23:21	1.41251	-0.7	0	0.31	-32.42
												[sl]
39615937	2018.03.22 00:01:28	sell	0.1	nzdusd	0.72276	0.7239	0.715 3.22 03:59:39	0.72388	-0.7	0	0	-14.43
												[sl]
39615761	2018.03.21 23:00:33	sell	0.1	xauusd	1333.09	1335	1323 3.22 04:01:09	1335.02	0	0	1.06	-24.86
												[sl]
39615729	2018.03.21 22:58:22	sell	0.1	audusd	0.77667	0.778	0.766 3.22 03:02:52	0.778	-0.7	0	-0.93	-17.1
												[sl]
39615543	2018.03.21 22:27:52	buy	0.1	usdjpy	106.097	105.8	107.8 3.22 03:24:29	105.794	-0.7	0	1.3	-36.83
												[sl]
39615542	2018.03.21 22:26:36	sell	0.1	nzdusd	0.7228	0.7238	0.71 3.21 22:36:19	0.72378	-0.7	0	0	-12.6
												[sl]
39615541	2018.03.21 22:25:31	sell	0.1	xauusd	1332.83	1335	1323 3.21 22:33:07	1335.12	0	0	0	-29.46
												[sl]
39615490	2018.03.21 22:16:21	sell	0.1	xauusd	1332.76	1333	1323 3.21 22:18:09	1333.02	0	0	0	-3.34
												[sl]
39615422	2018.03.21 22:09:18	sell	0.1	xauusd	1331.86	0	0 3.21 22:12:10	1334.4	0	0	0	-32.68
39615260	2018.03.21 21:58:08	buy	0.1	xauusd	1331.32	0	0 3.21 22:01:41	1330.16	0	0	0	-14.95
39613172	2018.03.21 16:19:29	buy	0.1	xauusd	1320.02	1322	1330 3.21 21:57:33	1329.96	0	0	0	128.15
												[tp]
39613119	2018.03.21 16:03:39	buy	0.1	audusd	0.76834	0.77216	0.78 3.21 22:17:41	0.77665	-0.7	0	0	107
39613111	2018.03.21 16:02:18	buy	0.1	gbpusd	1.40558	1.4073	1.4155 3.21 22:17:46	1.41303	-0.7	0	0	95.9
39611827	2018.03.21 13:25:23	buy	0.1	eurusd	1.22827	1.226	1.239 3.21 19:09:32	1.22602	-0.7	0	0	-29.2
												[sl]
39609320	2018.03.21 05:28:11	buy	0.1	usdjpy	106.477	106.2	113 3.21 13:26:44	106.289	-0.7	0	0	-23.02
39605896	2018.03.20 15:08:40	sell	0.1	nzdusd	0.72117	0.71892	0.69 3.21 20:41:04	0.71896	-0.7	0	-0.37	28.63
												[sl]
39605802	2018.03.20 14:58:11	sell	0.1	gbpusd	1.40127	1.40213	1.37 3.21 10:05:53	1.40213	-0.7	0	0.31	-11.17
												[sl]
39600628	2018.03.19 23:04:17	sell	0.1	gbpusd	1.40297	1.405	1.38 3.20 10:34:05	1.40504	-0.7	0	0.31	-26.87
												[sl]
39600627	2018.03.19 23:03:25	sell	0.1	eurusd	1.23402	1.22683	1.22 3.21 09:33:00	1.22683	-0.7	0	1.22	93.37
												[sl]
39600626	2018.03.19 23:02:39	sell	0.1	xauusd	1317.05	1313.07	1300 3.21 04:48:43	1313.12	0	0	0.72	51.07
												[sl]
39600577	2018.03.19 22:50:21	sell	0.1	audnzd	1.0647	1.067	1.057 3.20 06:48:49	1.067	-0.7	0	0.01	-21.56
												[sl]
39599142	2018.03.19 16:33:33	buy	0.1	eurusd	1.23137	1.23383	1.243 3.19 23:04:15	1.23383	-0.7	0	0	31.88
												[sl]
39599137	2018.03.19 16:32:54	buy	0.1	audusd	0.77072	0.77102	0.79 3.20 00:35:28	0.77103	-0.7	0	-0.06	4.02
												[sl]
39598664	2018.03.19 15:22:53	buy	0.1	audusd	0.77112	0.77	0.79 3.19 15:38:17	0.76999	-0.7	0	0	-14.68
												[sl]
39598568	2018.03.19 15:15:05	buy	0.1	xauusd	1312.89	1315	1325 3.20 08:05:02	1315.01	0	0	-1.29	27.52
												[sl]
39594623	2018.03.19 06:21:56	buy	0.1	xauusd	1312.09	1310	1325 3.19 08:35:49	1309.82	0	0	0	-29.51
												[sl]
39594617	2018.03.19 06:19:43	buy	0.1	eurusd	1.22711	1.23	1.239 3.19 15:58:43	1.22998	-0.7	0	0	37.28
												[sl]
39594612	2018.03.19 06:19:11	buy	0.1	gbpusd	1.39333	1.40398	1.415 3.19 17:21:30	1.40402	-0.7	0	0	138.84
												[sl]
39592954	2018.03.16 22:03:56	sell	0.1	xauusd	1312.75	1315	1300 3.19 15:14:58	1312.81	0	0	0.36	-0.77
39570936	2018.03.16 04:03:50	buy	0.1	eurusd	1.23001	1.227	1.243 3.16 17:45:15	1.227	-0.7	0	0	-38.92
												[sl]
39585111	2018.03.15 22:02:16	sell	0.1	gbpusd	1.3929	1.395	1.37 3.16 09:40:36	1.395	-0.7	0	0.31	-26.91
												[sl]
39560557	2018.03.15 17:22:32	buy	0.1	audjpy	82.852	82.5	88 3.16 04:03:54	82.499	-0.7	0	0.43	-42.79
												[sl]
39578812	2018.03.14 23:14:36	buy	0.1	usdcad	1.29527	1.293	1.305 3.15 18:47:04	1.30502	-0.7	0	-0.24	95.57
												[tp]
39578775	2018.03.14 22:47:48	sell	0.1	usdcad	1.29465	1.2987	1.23 3.14 23:14:04	1.29523	-0.7	0	0	-5.68
39577581	2018.03.14 16:32:06	sell	0.1	audusd	0.79031	0.77253	0.76 3.19 15:14:33	0.77162	-0.7	0	-1.54	242.22

39501620	2018.03.06 23:05:08	buy	0.1	audjpy	83.017	82.7	87.3.07.00:38:46	82.699	-0.7	0	0.43	-38.45
												[sl]
39501375	2018.03.06 21:41:52	buy	0.1	gbpjpy	147.492	147.1	155.3.07.00:30:23	147.093	-0.7	0	0.04	-48.17
												[sl]
39501368	2018.03.06 21:39:56	sell	0.1	eurgbp	0.89279	0.895	0.88.3.06.23:04:02	0.89304	-0.7	0	0	-4.44
39501350	2018.03.06 21:32:56	sell	0.1	usdcad	1.28942	1.293	1.25.3.07.01:37:14	1.293	-0.7	0	-0.39	-35.55
												[sl]
39493640	2018.03.05 21:03:10	sell	0.1	eurusd	1.23237	1.235	1.17.3.06.02:34:19	1.23501	-0.7	0	0.6	-33.94
												[sl]
39493634	2018.03.05 21:02:38	sell	0.1	gbpusd	1.38341	1.386	1.36.3.06.02:36:27	1.38606	-0.7	0	0.31	-34.07
												[sl]
39493601	2018.03.05 20:41:44	buy	0.1	gbpjpy	146.986	146.6	156.3.06.10:16:06	146.595	-0.7	0	0.04	-47.49
												[sl]
39493592	2018.03.05 20:40:21	buy	0.1	eurjpy	130.9	130.6	135.3.06.12:23:14	130.597	-0.7	0	-0.4	-36.87
												[sl]
39491932	2018.03.05 14:29:25	buy	0.1	usdjpy	105.69	106	113.3.06.10:53:02	106	-0.7	0	0.43	37.67
												[sl]
39491928	2018.03.05 14:29:05	sell	0.1	eurusd	1.22872	1.231	1.17.3.05.15:23:34	1.231	-0.7	0	0	-29.43
												[sl]
39491905	2018.03.05 14:27:46	sell	0.1	gbpusd	1.38118	1.3839	1.37.3.05.17:35:46	1.38405	-0.7	0	0	-37.09
												[sl]
39491900	2018.03.05 14:26:59	sell	0.1	nzdusd	0.72248	0.725	0.69.3.06.12:47:03	0.725	-0.7	0	-0.37	-32.44
												[sl]
39491890	2018.03.05 14:25:59	sell	0.1	xauusd	1323.05	1322	1300.3.06.02:21:09	1322.01	0	0	0.35	13.38
												[sl]
39487215	2018.03.02 22:12:35	sell	0.1	audusd	0.775	0.777	0.76.3.05.02:44:18	0.777	-0.7	0	-0.31	-25.74
												[sl]
39487212	2018.03.02 22:10:25	sell	0.1	nzdusd	0.72313	0.725	0.68.3.05.00:00:38	0.72666	-0.7	0	-0.37	-45.47
												[sl]
39485248	2018.03.02 14:15:52	buy	0.1	xauusd	1322.42	1320	1356.3.02.17:38:22	1319.92	0	0	0	-32.28
												[sl]
39484827	2018.03.02 13:20:56	buy	0.1	audusd	0.77653	0.7738	0.79.3.05.08:44:57	0.7738	-0.7	0	-0.06	-35.28
												[sl]
39484622	2018.03.02 13:10:02	sell	0.1	usdcad	1.28522	0	0.3.02.13:19:45	1.28583	-0.7	0	0	-6.11
39484614	2018.03.02 13:09:51	sell	0.1	usdjpy	105.37	105.6	104.3.02.18:30:49	105.617	-0.7	0	0	-30.19
												[sl]
39484602	2018.03.02 13:09:36	buy	0.1	eurusd	1.23124	1.228	1.25.3.05.09:12:44	1.228	-0.7	0	-1.28	-41.88
												[sl]
39484599	2018.03.02 13:09:08	buy	0.1	gbpusd	1.37982	1.3765	1.399.3.02.15:09:55	1.37651	-0.7	0	0	-42.68
												[sl]
39484581	2018.03.02 13:08:08	buy	0.1	nzdusd	0.72392	0.721	0.739.3.05.04:43:34	0.72078	-0.7	0	0.01	-40.55
												[sl]
39479598	2018.03.01 23:01:31	buy	0.1	xauusd	1316.63	1321	1335.3.05.14:26:16	1323.11	0	0	-2.58	83.69
39479596	2018.03.01 23:01:08	sell	0.1	eurgbp	0.89015	0.891	0.88.3.02.00:14:49	0.89101	-0.7	0	0.14	-15.27
												[sl]
39478949	2018.03.01 21:14:04	sell	0.1	usdjpy	106.372	106.56	105.3.01.22:21:39	106.326	-0.7	0	0	5.57
39478944	2018.03.01 21:12:41	buy	0.1	gbpusd	1.37267	1.37665	1.399.3.02.09:35:06	1.37666	-0.7	0	-1.04	51.42
												[sl]
39478942	2018.03.01 21:11:21	buy	0.1	xauusd	1307.6	1317	1335.3.01.22:55:47	1316.99	0	0	0	120.95
												[sl]
39477345	2018.03.01 16:17:56	sell	0.1	usdcad	1.28383	1.287	1.25.3.01.19:30:00	1.28701	-0.7	0	0	-31.89
												[sl]
39477070	2018.03.01 15:48:22	buy	0.1	audusd	0.77383	0.7756	0.793.3.02.04:30:06	0.77556	-0.7	0	-0.06	22.31
												[sl]
39476967	2018.03.01 15:32:19	sell	0.1	usdcad	1.28543	1.285	1.25.3.01.15:56:18	1.285	-0.7	0	0	4.32
												[sl]
39476965	2018.03.01 15:32:04	buy	0.1	eurusd	1.21782	1.22539	1.239.3.02.09:26:35	1.22539	-0.7	0	-1.28	97.57
												[sl]
39476964	2018.03.01 15:31:51	buy	0.1	gbpusd	1.37509	1.372	1.395.3.01.17:22:31	1.3719	-0.7	0	0	-41.28
												[sl]
39476963	2018.03.01 15:31:23	buy	0.1	nzdusd	0.72228	0.72533	0.735.3.02.11:56:55	0.72531	-0.7	0	0.01	39.09
												[sl]
39476959	2018.03.01 15:31:10	buy	0.1	xauusd	1306.42	0	0.3.01.16:13:46	1307.97	0	0	0	20.03
39466847	2018.02.28 13:51:33	sell	0.1	nzdusd	0.72168	0.724	0.68.3.01.16:20:31	0.72246	-0.7	0	-1.11	-10.07
39466846	2018.02.28 13:51:24	sell	0.1	xauusd	1319.7	1322	1300.2.28.16:32:28	1322	0	0	0	-29.44
												[sl]
39463290	2018.02.28 04:11:46	sell	0.1	xauusd	1317.3	1320	1300.2.28.11:43:02	1320.25	0	0	0	-37.78
												[sl]
39461800	2018.02.27 22:39:38	sell	0.1	audusd	0.77924	0.77556	0.76.3.01.16:20:47	0.77448	-0.7	0	-1.24	61.46

39461798	2018.02.27 22:38:15	sell	0.1	gbpusd	1.39107	1.37795	1.3617 3.01 16:20:57	1.3767	-0.7	0	1.23	185.54
39461782	2018.02.27 22:36:07	sell	0.1	xauusd	1317.69	1319	1300 2.27 22:59:30	1319.01	0	0	0	-16.95
												[sl]
39461402	2018.02.27 19:48:30	buy	0.1	xauusd	1316.12	1316	1325 2.28 02:05:05	1316	0	0	-1.28	-1.54
												[sl]
39461399	2018.02.27 19:47:48	buy	0.1	eurusd	1.2243	1.221	1.23 2.27 22:37:34	1.22332	-0.7	0	0	-12.58
39461396	2018.02.27 19:46:34	buy	0.1	gbpusd	1.392	1.39	1.398 2.27 22:37:44	1.39105	-0.7	0	0	-12.2
39461371	2018.02.27 19:34:18	sell	0.1	xauusd	1314.8	0	0 2.27 19:35:31	1315.23	0	0	0	-5.51
39456267	2018.02.27 04:37:25	buy	0.1	xauusd	1335.69	1332	1345 2.27 06:30:32	1331.93	0	0	0	-47.93
												[sl]
39456260	2018.02.27 04:36:47	buy	0.1	eurusd	1.23368	1.23	1.245 2.27 13:32:20	1.23211	-0.7	0	0	-20.01
39453108	2018.02.26 16:01:32	sell	0.1	xauusd	1336.03	1335	1300 2.27 02:46:41	1335.08	0	0	0.35	12.08
												[sl]
39452991	2018.02.26 15:50:25	sell	0.1	audusd	0.78411	0.7868	0.77 2.27 02:50:56	0.78682	-0.7	0	-0.31	-34.44
												[sl]
39452989	2018.02.26 15:50:16	buy	0.1	usdcad	1.26763	1.28296	1.299 3.01 16:17:51	1.28433	-0.7	0	-0.4	167.9
39452976	2018.02.26 15:47:59	sell	0.1	eurusd	1.23135	1.22109	1.17 3.01 16:21:09	1.21801	-0.7	0	3.01	172.24
39452973	2018.02.26 15:47:51	sell	0.1	gbpusd	1.4014	1.39701	1.37 2.26 22:21:51	1.39699	-0.7	0	0	56.15
												[sl]
39444548	2018.02.23 14:15:10	buy	0.1	xauusd	1331.2	1327	1350 2.26 01:50:36	1326.99	0	0	-1.27	-53.71
												[sl]
39444532	2018.02.23 14:14:45	sell	0.1	eurgbp	0.87926	0.882	0.868 2.26 17:24:35	0.882	-0.7	0	0.14	-48.75
												[sl]
39444527	2018.02.23 14:14:28	buy	0.1	gbpusd	1.39994	0	0 2.23 14:18:08	1.39914	-0.7	0	0	-10.22
39437760	2018.02.22 16:01:08	buy	0.1	eurusd	1.23144	1.23148	1.25 2.23 04:26:22	1.23149	-0.7	0	-1.26	0.64,
												[sl]
39437759	2018.02.22 16:01:00	buy	0.1	gbpusd	1.39198	1.393	1.41 2.23 09:32:44	1.39297	-0.7	0	-1.03	12.66
												[sl]
39437681	2018.02.22 15:59:42	buy	0.1	nzdusd	0.7341	0.73	0.75 2.23 05:18:45	0.73	-0.7	0	0.01	-52.37
												[sl]
39437678	2018.02.22 15:59:32	buy	0.1	xauusd	1326.83	1327	1350 2.23 06:53:07	1326.82	0	0	-1.27	-0.13
												[sl]
39437676	2018.02.22 15:59:04	buy	0.1	audusd	0.78334	0.783	0.8 2.23 03:14:57	0.78298	-0.7	0	-0.06	-4.6
												[sl]
39437596	2018.02.22 15:51:11	buy	0.1	audusd	0.78271	0.782	0.799 2.23 06:49:16	0.78199	-0.7	0	-0.06	-9.21
												[sl]
39437173	2018.02.22 15:03:46	sell	0.1	audusd	0.78182	0.784	0.76 2.22 15:50:22	0.78252	-0.7	0	0	-8.95
39437154	2018.02.22 15:00:51	sell	0.1	eurusd	1.22653	1.23	1.17 2.22 15:49:22	1.23001	-0.7	0	0	-44.46
												[sl]
39437145	2018.02.22 15:00:14	sell	0.1	gbpusd	1.38805	1.391	1.37 2.22 15:54:29	1.39099	-0.7	0	0	-37.52
												[sl]
39431634	2018.02.21 23:31:54	sell	0.1	audusd	0.78061	0.782	0.76 2.22 11:47:12	0.78198	-0.7	0	-0.93	-17.52
												[sl]
39430803	2018.02.21 21:56:46	buy	0.1	usdcad	1.26827	1.2635	1.29 2.22 16:06:17	1.27228	-0.7	0	-0.24	40.21
39430799	2018.02.21 21:56:31	buy	0.1	usdjpy	107.763	107.59	113 2.21 23:01:07	107.589	-0.7	0	0	-20.71
												[sl]
39430796	2018.02.21 21:56:20	sell	0.1	eurusd	1.23045	1.2303	1.17 2.22 14:30:55	1.2307	-0.7	0	1.8	-3.19
												[sl]
39430794	2018.02.21 21:56:13	sell	0.1	gbpusd	1.39385	1.3902	1.37 2.22 14:30:55	1.39011	-0.7	0	0.92	47.77
												[sl]
39430793	2018.02.21 21:56:00	sell	0.1	nzdusd	0.7336	0.735	0.68 2.22 15:58:23	0.73386	-0.7	0	-1.11	-3.32
39430665	2018.02.21 21:45:03	buy	0.1	xauusd	1331.65	1328	1350 2.21 21:50:44	1327.78	0	0	0	-49.43
												[sl]
39424337	2018.02.21 21:04:51	sell	0.1	xauusd	1335.13	1328	1300 2.22 15:59:17	1326.49	0	0	1.06	110.3
39428332	2018.02.21 13:51:06	sell	0.1	audusd	0.78529	0.7852	0.77 2.21 21:03:41	0.78517	-0.7	0	0	1.53
												[sl]
39428314	2018.02.21 13:47:41	buy	0.1	usdjpy	107.483	107.507	113 2.21 21:04:17	107.499	-0.7	0	0	1.89
												[sl]
39428307	2018.02.21 13:45:30	sell	0.1	gbpusd	1.39162	1.3947	1.37 2.21 16:20:52	1.3947	-0.7	0	0	-39.22
												[sl]
39428292	2018.02.21 13:43:39	sell	0.1	xauusd	1328.68	1331	1300 2.21 16:01:22	1331.1	0	0	0	-30.84
												[sl]
39414731	2018.02.19 21:04:04	sell	0.1	nzdusd	0.73723	0.73623	0.69 2.21 21:03:46	0.73622	-0.7	0	-0.72	12.86
												[sl]
39414704	2018.02.19 20:45:17	sell	0.1	gbpusd	1.40083	1.39999	1.377 2.21 09:07:11	1.4	-0.7	0	0.6	10.55
												[sl]
39405927	2018.02.16 13:56:12	sell	0.1	audusd	0.79544	0.7931	0.76 2.19 03:45:19	0.79311	-0.7	0	-0.31	29.38
												[sl]
39405922	2018.02.16 13:55:08	sell	0.1	eurusd	1.24867	1.23571	1.17 2.21 21:11:05	1.23572	-0.7	0	1.77	164.38

39405916	2018.02.16 13:53:48	sell	0.1	gbpusd	1.40666	1.4037	1.372.16 23:58:36	1.40391	-0.7	0	0	34.76
												[sl]
39405840	2018.02.16 13:36:09	buy	0.1	usdcad	1.24766	1.2629	1.292.21 21:06:12	1.2629	-0.7	0	-0.24	153.33
												[sl]
39405838	2018.02.16 13:35:36	sell	0.1	eurusd	1.24874	1.2487	1.172.16 13:50:48	1.2487	-0.7	0	0	0.5
												[sl]
39405828	2018.02.16 13:34:53	sell	0.1	gbpusd	1.40678	1.4069	1.372.16 13:42:49	1.40692	-0.7	0	0	-1.76
												[sl]
39405827	2018.02.16 13:34:44	buy	0.1	usdjpy	106.156	106.15	1132.19 01:49:41	106.15	-0.7	0	0.42	-0.71
												[sl]
39394264	2018.02.16 06:05:02	buy	0.1	usdjpy	106	107.35	1132.21 13:05:30	107.349	-0.7	0	1.26	159.91
												[sl]
39263208	2018.02.16 04:32:38	sell	0.1	eurusd	1.25374	1.24856	1.172.16 13:49:15	1.24857	-0.7	0	0	64.99
												[sl]
39402055	2018.02.16 04:20:29	sell	0.1	usdjpy	106.045	106.3	1052.16 13:35:20	106.167	-0.7	0	0	-14.44
39402024	2018.02.16 04:14:06	buy	0.1	eurusd	1.25147	1.25	1.262.16 12:27:35	1.25	-0.7	0	0	-18.44
												[sl]
39402022	2018.02.16 04:13:37	buy	0.1	gbpusd	1.41112	1.41	1.4212.16 11:22:17	1.40986	-0.7	0	0	-15.79
												[sl]
39400705	2018.02.15 23:03:54	sell	0.1	eurusd	1.25003	1.2503	1.222.15 23:51:01	1.25076	-0.7	0	0	-9.19
												[sl]
39400704	2018.02.15 23:03:46	sell	0.1	gbpusd	1.40929	1.40969	1.22.15 23:51:01	1.40976	-0.7	0	0	-5.92
												[sl]
39400703	2018.02.15 23:03:34	buy	0.1	usdjpy	106.16	0	02.15 23:16:13	106.055	-0.7	0	0	-12.47
39400375	2018.02.15 21:39:12	buy	0.1	usdjpy	106.393	106	1132.16 04:25:20	106.051	-0.7	0	0.42	-40.58
39398194	2018.02.15 14:10:41	buy	0.1	gbpjpy	150.156	149.8	1562.15 16:31:54	149.799	-0.7	0	0	-42.33
												[sl]
39398175	2018.02.15 14:08:38	buy	0.1	gbpjpy	150.176	0	02.15 14:09:21	150.13	-0.7	0	0	-5.44
39398047	2018.02.15 13:49:36	sell	0.1	gbpusd	1.40409	1.407	1.372.15 14:44:13	1.40699	-0.7	0	0	-36.59
												[sl]
39398024	2018.02.15 13:46:56	sell	0.1	eurusd	1.24725	1.25	1.172.15 17:00:44	1.25002	-0.7	0	0	-34.91
												[sl]
39398007	2018.02.15 13:45:02	sell	0.1	nzdusd	0.73841	0.741	0.682.15 22:09:36	0.741	-0.7	0	0	-32.62
												[sl]
39397994	2018.02.15 13:43:53	sell	0.1	xauusd	1351.66	1356	13002.16 04:23:15	1356.02	0	0	0.35	-54.85
												[sl]
39392671	2018.02.15 09:14:34	buy	0.1	gbpusd	1.403	1.4015	1.4082.15 13:46:09	1.40458	-0.7	0	0	19.94
39394307	2018.02.15 04:37:50	buy	0.1	xauusd	1354.91	1352	13602.15 13:18:40	1352	0	0	0	-36.69
												[sl]
39394248	2018.02.15 04:22:09	sell	0.1	xauusd	1353.31	1356	13002.15 04:36:58	1354.75	0	0	0	-18.14
39392663	2018.02.14 23:40:52	sell	0.1	gbpusd	1.39956	1.40301	1.362.15 04:37:04	1.40101	-0.7	0	0.9	-18.27
39392652	2018.02.14 23:38:20	sell	0.1	xauusd	1350.45	1353	13362.15 01:42:21	1353.03	0	0	1.04	-32.56
												[sl]
39392191	2018.02.14 22:09:38	buy	0.1	usdcad	1.25164	1.248	1.262.15 01:54:01	1.248	-0.7	0	-0.24	-36.79
												[sl]
39391558	2018.02.14 19:57:22	sell	0.1	nzdusd	0.73437	0.737	0.692.14 20:21:13	0.737	-0.7	0	0	-33.23
												[sl]
39391555	2018.02.14 19:56:26	sell	0.1	xauusd	1348.26	1351	13172.14 20:11:45	1351	0	0	0	-34.69
												[sl]
39391319	2018.02.14 19:45:11	buy	0.1	gbpjpy	149.661	149.3	1562.15 01:42:45	149.294	-0.7	0	0.12	-43.44
												[sl]
39391278	2018.02.14 19:38:05	buy	0.1	usdjpy	107.041	106.5	1132.15 01:47:54	106.492	-0.7	0	1.26	-65.04
												[sl]
39391275	2018.02.14 19:37:30	sell	0.1	gbpusd	1.39686	1.3999	1.372.14 20:18:47	1.39992	-0.7	0	0	-38.69
												[sl]
39381767	2018.02.14 01:17:58	sell	0.1	xauusd	1331.96	1335	13102.14 04:58:47	1334.97	0	0	0	-38.22
												[sl]
39382231	2018.02.13 21:35:48	sell	0.1	audusd	0.78531	0.7875	0.762.14 04:54:09	0.7875	-0.7	0	-0.31	-27.81
												[sl]
39366187	2018.02.13 17:01:47	sell	0.1	eurusd	1.23702	1.242	1.212.14 19:50:10	1.24199	-0.7	0	0.59	-62.96
												[sl]
39366205	2018.02.13 11:22:54	sell	0.1	gbpusd	1.38804	1.393	1.362.14 17:39:51	1.39299	-0.7	0	0.3	-62.85
												[sl]
39366164	2018.02.13 10:30:43	sell	0.1	nzdusd	0.73012	0.733	0.712.14 05:05:01	0.73306	-0.7	0	-0.37	-37.31
												[sl]
39366226	2018.02.13 10:14:28	buy	0.1	gbpjpy	148.994	148	1562.14 15:43:02	148	-0.7	0	0.04	-119.19
												[sl]
39366215	2018.02.13 09:12:17	buy	0.1	usdjpy	108.002	107	11392.14 05:30:32	107.002	-0.7	0	0.42	-118.52

39372068	2018.02.12 14:45:52	sell	0.1	gbpusd	1.38395	1.387	1.372.13 03:43:44	1.38423	-0.7	0	0.3	-3.56	[sl]
39372036	2018.02.12 14:41:43	sell	0.1	xauusd	1318.21	1321	13002.12 16:09:34	1321	0	0	0	-35.62	[sl]
39371999	2018.02.12 14:34:12	sell	0.1	eurusd	1.22568	1.229	1.172.12 20:32:09	1.229	-0.7	0	0	-42.31	[sl]
39366275	2018.02.09 22:44:43	buy	0.1	gbpjpy	150.259	150.3	1562.12 14:50:37	150.299	-0.7	0	0.04	4.7	[sl]
39356487	2018.02.09 13:49:36	buy	0.1	gbpjpy	150.997	150.003	1562.09 14:46:10	149.998	-0.7	0	0	-118.03	[sl]
39356429	2018.02.09 04:14:05	sell	0.1	audusd	0.7761	0.779	0.762.09 09:04:07	0.779	-0.7	0	0	-37.23	[sl]
39354296	2018.02.08 22:58:17	sell	0.1	nzdusd	0.72206	0.725	0.682.09 15:55:06	0.72495	-0.7	0	-0.37	-36.92	[sl]
39353862	2018.02.08 21:45:11	buy	0.1	eurgbp	0.88033	0.885	0.89592.16 18:10:49	0.88488	-0.7	0	-5.7	80.68	[sl]
39353839	2018.02.08 21:44:14	sell	0.1	gbpusd	1.39332	1.396	1.372.09 08:34:21	1.39605	-0.7	0	0.31	-35.08	[sl]
39353838	2018.02.08 21:43:40	sell	0.1	eurusd	1.22663	1.229	1.172.09 22:49:57	1.22395	-0.7	0	0.6	34.34	[sl]
39351490	2018.02.08 15:59:01	buy	0.1	eurusd	1.22739	1.2239	1.2392.08 18:26:17	1.22389	-0.7	0	0	-44.97	[sl]
39351463	2018.02.08 15:54:41	buy	0.1	gbpusd	1.40303	1.4	1.412.08 17:55:20	1.39994	-0.7	0	0	-39.67	[sl]
39351311	2018.02.08 15:33:21	sell	0.1	gbpusd	1.40129	0	02.08 15:54:32	1.40301	-0.7	0	0	-22	[sl]
39351112	2018.02.08 15:18:46	buy	0.1	eurusd	1.22573	1.223	1.2392.08 15:33:03	1.22614	-0.7	0	0	5.25	[sl]
39350867	2018.02.08 14:48:51	buy	0.1	eurgbp	0.87437	0.87	0.892.08 15:00:55	0.87436	-0.7	0	0	-0.18	[sl]
39350780	2018.02.08 14:39:14	buy	0.1	gbpusd	1.39912	0	02.08 14:39:26	1.39856	-0.7	0	0	-7.19	[sl]
39350299	2018.02.08 14:07:40	buy	0.1	eurgbp	0.87495	0.873	0.892.08 14:35:41	0.87423	-0.7	0	0	-12.91	[sl]
39350267	2018.02.08 14:05:49	sell	0.1	gbpusd	1.4001	1.3999	1.372.08 14:36:14	1.39779	-0.7	0	0	29.66	[sl]
39343102	2018.02.07 23:41:16	sell	0.1	xauusd	1316.65	1320	13002.08 15:21:48	1312.61	0	0	1.06	51.7	[sl]
39339399	2018.02.07 13:45:46	buy	0.1	gbpjpy	151.774	151	1562.08 19:52:18	150.994	-0.7	0	0.12	-92.16	[sl]
39332907	2018.02.06 21:36:23	sell	0.1	nzdusd	0.73025	0.733	0.682.06 23:45:10	0.73305	-0.7	0	0	-35.47	[sl]
39332891	2018.02.06 21:33:08	sell	0.1	eurusd	1.23891	1.238	1.172.08 15:21:37	1.22645	-0.7	0	2.38	159.48	[sl]
39320334	2018.02.05 21:45:56	sell	0.1	xauusd	1334.24	1337	13002.05 22:05:30	1337.31	0	0	0	-38.81	[sl]
39320292	2018.02.05 21:37:28	sell	0.1	gbpusd	1.40001	1.393	1.372.07 16:36:43	1.39303	-0.7	0	0.6	88.77	[sl]
39309890	2018.02.02 16:45:21	sell	0.1	xauusd	1335.35	1338	13252.05 12:33:52	1338.03	0	0	0.35	-33.74	[sl]
39309136	2018.02.02 15:34:03	sell	0.1	xauusd	1339.49	1336	13102.02 16:11:36	1336.04	0	0	0	43.4	[sl]
39303178	2018.02.01 23:07:37	buy	0.1	usdcad	1.22693	1.25353	1.292.13 03:43:14	1.25861	-0.7	0	-0.81	320.17	[sl]
39302630	2018.02.01 21:15:42	sell	0.1	nzdusd	0.73846	0.7399	0.682.01 22:45:27	0.73997	-0.7	0	0	-18.77	[sl]
39302679	2018.02.01 21:15:26	sell	0.1	xauusd	1343.96	1350	02.01 22:44:43	1350.06	0	0	0	-75.84	[sl]
39300490	2018.02.01 14:10:50	sell	0.1	nzdusd	0.73429	0.737	0.682.01 16:55:10	0.737	-0.7	0	0	-33.83	[sl]
39300471	2018.02.01 14:08:59	sell	0.1	gbpjpy	155.877	156.17	1522.02 00:02:17	156.17	-0.7	0	-0.67	-33.31	[sl]
39300459	2018.02.01 14:07:16	buy	0.1	eurgbp	0.87509	0.883	0.892.06 15:40:00	0.89001	-0.7	0	-2.14	263.36	[tp]
39300432	2018.02.01 14:04:51	sell	0.1	gbpjpy	155.898	0	02.01 14:07:49	155.887	-0.7	0	0	1.26	[sl]
39295845	2018.02.01 03:19:02	sell	0.1	audusd	0.8041	0.79501	0.772.08 15:22:25	0.7814	-0.7	0	-2.15	290.5	[sl]
39295844	2018.02.01 03:18:45	buy	0.1	usdjpy	109.327	109.9	1132.05 02:33:32	109.901	-0.7	0	0.82	66.02	[sl]
39295842	2018.02.01 03:18:30	sell	0.1	gbpusd	1.41908	1.4217	1.372.01 10:08:20	1.42176	-0.7	0	0	-33.41	[sl]
39295840	2018.02.01 03:18:13	sell	0.1	eurusd	1.24105	1.2436	1.22.01 10:39:46	1.24365	-0.7	0	0	-32.4	[sl]
39295746	2018.02.01 03:05:27	buy	0.1	usdcad	1.2312	1.228	1.292.01 03:17:34	1.23156	-0.7	0	0	3.63	[sl]
39292701	2018.01.31 21:54:43	buy	0.1	xauusd	1338.65	1336	13502.01 03:17:28	1342.47	0	0	-3.72	47.52	[sl]
39292699	2018.01.31 21:54:10	buy	0.1	eurusd	1.24004	1.238	1.2482.01 03:17:40	1.241	-0.7	0	-3.69	11.94	[sl]
39292685	2018.01.31 21:51:23	buy	0.1	eurusd	1.24008	1.237	1.2472.01 03:17:52	1.24105	-0.7	0	-3.69	12.07	[sl]
39292649	2018.01.31 21:49:15	buy	0.1	gbpusd	1.41638	1.408	1.421.31 22:23:40	1.42007	-0.7	0	0	45.78	[tp]
39292533	2018.01.31 21:28:51	buy	0.1	xauusd	1337.88	0	01.31 21:29:21	1336.45	0	0	0	-17.77	[sl]

39292532	2018.01.31 21:28:41	buy	0.1	nzdusd	0.73597	0	01.31 21:29:27	0.73549	-0.7	0	0	-5.97
39292430	2018.01.31 21:16:30	buy	0.1	xauusd	1337.69	0	01.31 21:20:47	1334.19	0	0	0	-43.55
39292293	2018.01.31 21:08:28	buy	0.1	gbpusd	1.41755	0	01.31 21:12:40	1.41598	-0.7	0	0	-19.51
39292292	2018.01.31 21:08:21	buy	0.1	eurusd	1.24124	0	01.31 21:12:45	1.2397	-0.7	0	0	-19.13
39292257	2018.01.31 21:04:43	buy	0.1	gbpusd	1.41727	0	01.31 21:07:46	1.41655	-0.7	0	0	-8.94
39292065	2018.01.31 20:41:34	buy	0.1	gbpusd	1.41909	0	01.31 20:42:19	1.41902	-0.7	0	0	-0.87
39292061	2018.01.31 20:40:04	buy	0.1	eurusd	1.24209	0	01.31 20:42:14	1.24172	-0.7	0	0	-4.59
39288432	2018.01.31 11:24:56	buy	0.1	usdcad	1.22916	1.227	1.29 1.31 15:30:07	1.22609	-0.7	0	0	-30.89
												[sl]
39286231	2018.01.31 05:58:21	sell	0.1	xauusd	1340.87	1343	01.31 07:52:40	1343.03	0	0	0	-26.72
												[sl]
39282982	2018.01.30 22:41:18	buy	0.1	eurgbp	0.87671	0.8736	0.89 2.01 00:00:55	0.87377	-0.7	0	-2.83	-51.72
												[sl]
39282957	2018.01.30 22:32:00	sell	0.1	audusd	0.80811	0.81	0.77 1.31 01:53:23	0.81001	-0.7	0	-0.3	-23.46
												[sl]
39282550	2018.01.30 20:27:00	sell	0.1	xauusd	1335.94	1339	1300 1.30 21:23:43	1339.01	0	0	0	-37.99
												[sl]
39282489	2018.01.30 20:14:09	buy	0.1	usdcad	1.23367	1.23	1.29 1.31 08:42:43	1.22997	-0.7	0	-0.08	-37.18
												[sl]
39282480	2018.01.30 20:10:56	buy	0.1	usdjpy	108.832	108.4	113.58 1.31 21:07:32	109.251	-0.7	0	0.41	47.62
39282470	2018.01.30 20:09:45	sell	0.1	gbpusd	1.41278	1.4155	1.37 1.30 21:23:47	1.41553	-0.7	0	0	-34.03
												[sl]
39280649	2018.01.30 13:45:58	sell	0.1	xauusd	1344.43	1347	1280 1.30 16:01:54	1347.11	0	0	0	-33.06
												[sl]
39280619	2018.01.30 13:40:58	sell	0.1	eurusd	1.24253	1.24095	1.2335 1.31 01:53:22	1.24097	-0.7	0	0.58	19.26
												[sl]
39280618	2018.01.30 13:40:26	sell	0.1	gbpusd	1.41125	1.4139	1.37 1.30 15:20:54	1.41392	-0.7	0	0	-32.98
												[sl]
39274694	2018.01.29 23:35:43	sell	0.1	xauusd	1339.69	1337.65	1275 1.30 05:50:23	1337.71	0	0	0.34	24.48
												[sl]
39274239	2018.01.29 20:54:20	sell	0.1	gbpusd	1.40602	1.4059	1.37 1.30 05:52:44	1.4059	-0.7	0	0.29	1.48
												[sl]
39272361	2018.01.29 14:22:42	sell	0.1	gbpusd	1.40623	1.409	1.375 1.29 15:28:16	1.40912	-0.7	0	0	-35.7
												[sl]
39267083	2018.01.26 22:07:33	sell	0.1	audusd	0.81159	0.8093	0.77 1.30 12:15:31	0.80929	-0.7	0	-0.6	28.42
												[sl]
39267079	2018.01.26 22:06:34	sell	0.1	xauusd	1350.33	1339	1280 1.30 10:57:51	1339.03	0	0	0.68	140.16
												[sl]
39264258	2018.01.26 19:18:10	sell	0.1	audusd	0.81103	0.813	0.1.26 20:59:40	0.81305	-0.7	0	0	-24.84
												[sl]
39264569	2018.01.26 13:59:18	sell	0.1	audusd	0.80766	0.8096	0.76 1.26 15:30:31	0.8096	-0.7	0	0	-23.96
												[sl]
39264551	2018.01.26 13:58:49	sell	0.1	xauusd	1351.72	1353	01.26 15:30:02	1353.2	0	0	0	-18.29
												[sl]
39264514	2018.01.26 13:54:03	sell	0.1	eurusd	1.2446	1.2408	1.18 1.30 11:58:44	1.24079	-0.7	0	1.16	47.09
												[sl]
39264511	2018.01.26 13:53:45	sell	0.1	gbpusd	1.425	1.4158	1.37 1.26 23:57:26	1.41581	-0.7	0	0	113.31
												[sl]
39264509	2018.01.26 13:53:08	sell	0.1	audusd	0.80818	0.81	0.76 1.26 16:58:53	0.81001	-0.7	0	0	-22.59
												[sl]
39259133	2018.01.25 21:23:51	sell	0.1	gbpjpy	154.786	155	01.26 01:23:59	155.002	-0.7	0	-0.67	-24.59
												[sl]
39259008	2018.01.25 21:11:36	sell	0.1	audusd	0.80557	0.8051	01.26 03:54:40	0.8051	-0.7	0	-0.3	5.84
												[sl]
39259007	2018.01.25 21:11:20	sell	0.1	eurusd	1.24306	1.246	01.26 09:06:21	1.24608	-0.7	0	0.58	-37.42
												[sl]
39259004	2018.01.25 21:11:12	sell	0.1	gbpusd	1.41922	1.42195	01.26 08:41:53	1.42193	-0.7	0	0.3	-33.6
												[sl]
39256964	2018.01.25 21:07:07	sell	0.1	xauusd	1354.46	1357.8	01.26 09:27:52	1355.56	0	0	0.34	-13.63
39256130	2018.01.25 15:05:48	sell	0.1	nzdusd	0.73778	0.7399	0.68 1.26 09:28:13	0.73553	-0.7	0	-0.36	27.87
39256117	2018.01.25 15:03:57	sell	0.1	xauusd	1359.93	1365	1280 1.25 20:21:51	1365.03	0	0	0	-62.99
												[sl]
39256061	2018.01.25 14:50:59	buy	0.1	eurgbp	0.8704	0.87668	0.89 1.30 20:32:50	0.87668	-0.7	0	-2.11	109.87
												[sl]
39256059	2018.01.25 14:50:46	sell	0.1	eurusd	1.24069	1.2435	1.19 1.25 15:34:38	1.2435	-0.7	0	0	-34.76
												[sl]
39256058	2018.01.25 14:50:38	sell	0.1	gbpusd	1.42564	1.4296	1.39 1.25 15:44:34	1.4296	-0.7	0	0	-48.91
												[sl]
39246948	2018.01.24 22:27:38	sell	0.1	xauusd	1358.32	1362	1280 1.25 04:51:23	1362.03	0	0	1.02	-45.89

39248927	2018.01.24 22:16:24	buy	0.1	usdjpy	109.087	108.8	113.001.1.25 08:18:36	108.8	-0.7	0	122	-32.53
												[sl]
39248925	2018.01.24 22:15:04	buy	0.1	usdjpy	109.084	0	01.24 22:15:35	109.077	-0.7	0	0	-0.8
39248732	2018.01.24 21:10:27	sell	0.1	gbpjpy	155.072	155.3	152.1.24 23:34:33	155.307	-0.7	0	0	-26.63
												[sl]
39248725	2018.01.24 21:08:10	buy	0.1	eurgbp	0.87283	0.87	0.89.1.24 23:57:02	0.87002	-0.7	0	0	-49.64
												[sl]
39248673	2018.01.24 20:52:30	sell	0.1	eurusd	1.2403	0	01.24 20:53:27	1.24038	-0.7	0	0	-0.99
39248672	2018.01.24 20:52:04	sell	0.1	gbpusd	1.42176	1.425	1.37.1.24 23:57:01	1.42523	-0.7	0	0	-42.98
												[sl]
39248666	2018.01.24 20:50:36	sell	0.1	xauusd	1358.08	1360	1280.1.24 20:58:06	1360.01	0	0	0	-23.9
												[sl]
39246519	2018.01.24 14:49:06	sell	0.1	xauusd	1350.98	1355	1280.1.24 16:52:24	1355.07	0	0	0	-50.68
												[sl]
39244887	2018.01.24 11:40:42	sell	0.1	xauusd	1347.77	1351	1300.1.24 13:21:08	1350.95	0	0	0	-39.41
												[sl]
39244881	2018.01.24 11:40:28	sell	0.1	audusd	0.80536	0.81	0.77.1.25 05:47:16	0.81	-0.7	0	-0.9	-57.28
												[sl]
39244880	2018.01.24 11:40:10	buy	0.1	usdcad	1.23722	1.23	1.29.1.25 08:03:57	1.22999	-0.7	0	-0.24	-72.52
												[sl]
39244877	2018.01.24 11:40:00	buy	0.1	usdjpy	109.621	109.32	113.1.24 16:47:15	109.317	-0.7	0	0	-34.48
												[sl]
39244875	2018.01.24 11:39:48	sell	0.1	eurusd	1.2343	1.235	1.19.1.24 15:02:26	1.23502	-0.7	0	0	-8.92
												[sl]
39244874	2018.01.24 11:39:41	sell	0.1	gbpusd	1.4102	1.419	1.3865.1.24 15:34:09	1.41901	-0.7	0	0	-109.13
												[sl]
39240334	2018.01.23 21:39:23	buy	0.1	eurgbp	0.87834	0.876	0.89.1.24 10:58:55	0.876	-0.7	0	-0.7	-40.98
												[sl]
39240285	2018.01.23 21:20:51	buy	0.1	gbpusd	1.39864	1.396	1.405.1.24 10:34:28	1.40508	-0.7	0	-1.01	80.23
												[tp]
39240279	2018.01.23 21:19:46	sell	0.1	gbpjpy	154.31	154.705	153.29.1.24 11:32:08	154.703	-0.7	0	-0.66	-44.52
												[sl]
39238143	2018.01.23 13:57:18	sell	0.1	xauusd	1336.7	1339	1278.1.23 17:57:34	1339.03	0	0	0	-29.14
												[sl]
39233747	2018.01.23 03:14:45	sell	0.1	gbpusd	1.39872	1.3976	1.36.1.23 16:31:25	1.39758	-0.7	0	0	14.28
												[sl]
39232507	2018.01.22 21:39:55	buy	0.1	usdjpy	111.06	110.57	113.9.1.23 05:15:20	110.57	-0.7	0	0.35	-55.38
												[sl]
39232501	2018.01.22 21:38:15	sell	0.1	audusd	0.80087	0.79887	0.76.1.23 17:25:45	0.79887	-0.7	0	-0.19	25.04
												[sl]
39232488	2018.01.22 21:34:10	sell	0.1	gbpusd	1.39731	1.3999	1.35.1.23 02:43:10	1.39992	-0.7	0	0.23	-32.54
												[sl]
39232487	2018.01.22 21:33:18	sell	0.1	eurusd	1.22535	1.2259	1.203.1.23 15:32:27	1.22591	-0.7	0	0.55	-7.02
												[sl]
39225123	2018.01.19 23:03:05	buy	0.1	usdcad	1.25032	1.246	1.29.1.22 13:42:25	1.24599	-0.7	0	0.02	-43.36
												[sl]
39225122	2018.01.19 23:02:41	sell	0.1	eurusd	1.22163	1.225	1.18.1.22 00:00:08	1.22713	-0.7	0	0.55	-68.73
												[sl]
39225058	2018.01.19 22:49:24	sell	0.1	audusd	0.79974	0.802	0.77.1.22 16:00:49	0.802	-0.7	0	-0.19	-28.18
												[sl]
39225057	2018.01.19 22:48:46	sell	0.1	gbpusd	1.38673	1.39	1.37.1.22 10:15:42	1.39	-0.7	0	0.23	-40.88
												[sl]
39225056	2018.01.19 22:48:20	sell	0.1	xauusd	1333.06	1336	1328.1.23 03:30:02	1336.53	0	0	0.99	-43.24
												[sl]
39225474	2018.01.19 19:32:17	buy	0.1	audusd	0.8004	0.7975	0.81.1.19 23:00:23	0.79945	-0.7	0	0	-11.88
39225471	2018.01.19 19:32:01	buy	0.1	xauusd	1334.55	1330	1350.1.19 23:00:16	1331.39	0	0	0	-39.53
39225470	2018.01.19 19:31:44	buy	0.1	gbpusd	1.38617	1.383	1.399.1.19 23:00:34	1.38621	-0.7	0	0	0.5
39225578	2018.01.19 12:22:11	buy	0.1	audusd	0.8024	0.8	0.81.1.19 15:51:42	0.79996	-0.7	0	0	-30.5
												[sl]
39225575	2018.01.19 12:21:59	buy	0.1	eurusd	1.22836	1.225	1.239.1.19 15:21:26	1.225	-0.7	0	0	-41.95
												[sl]
39225573	2018.01.19 12:21:44	buy	0.1	gbpusd	1.39184	1.388	1.409.1.19 13:35:08	1.38794	-0.7	0	0	-48.68
												[sl]
39215598	2018.01.18 23:47:01	sell	0.1	nzdusd	0.73056	0.732	0.68.1.19 10:46:15	0.73203	-0.7	0	-0.36	-18.29
												[sl]
39215589	2018.01.18 23:41:28	sell	0.1	nzdusd	0.72981	0.7305	0.68.1.18 23:42:45	0.73009	-0.7	0	0	-3.5
39219236	2018.01.18 22:21:14	sell	0.1	xauusd	1326.71	0	01.19 12:20:10	1336.14	0	0	0.5	-117.51
39218988	2018.01.18 20:38:43	sell	0.1	xauusd	1327.52	1330	1275.1.18 21:19:50	1327.94	0	0	0	-5.25

39183390	2018.01.12 15:42:38	buy	0.1	usdjpy	111.532	110.5	113.98 1.15 17:59:13	110.5	-0.7	0	0.36	-117.14
												[sl]
39183301	2018.01.12 15:35:44	sell	0.1	xauusd	1327.21	1343	1280 1.15 06:44:52	1343	0	0	0.5	-198.67
												[sl]
39183299	2018.01.12 15:35:34	sell	0.1	eurusd	1.21366	1.22025	1.18 1.15 05:28:48	1.22024	-0.7	0	0.56	-82.92
												[sl]
39183297	2018.01.12 15:35:24	sell	0.1	gbpusd	1.36379	1.3766	1.33 1.15 08:11:57	1.37684	-0.7	0	0.24	-164.09
												[sl]
39183214	2018.01.12 15:33:15	buy	0.1	xauusd	1329.09	0	0 1.12 15:35:11	1327.36	0	0	0	-22
39182879	2018.01.12 14:50:43	sell	0.1	xauusd	1332.05	1335	1280 1.12 15:04:05	1332.9	0	0	0	-10.79
39182804	2018.01.12 14:33:25	buy	0.1	eurusd	1.21298	1.2116	1.22 1.12 15:37:17	1.21308	-0.7	0	0	1.27
39179059	2018.01.12 03:51:35	sell	0.1	eurusd	1.20468	1.2203	1.176 1.15 05:31:27	1.22031	-0.7	0	0.56	-196.94
												[sl]
39177422	2018.01.11 22:34:22	buy	0.1	usdjpy	111.178	110.8	112.8 1.12 15:07:13	111.138	-0.7	0	0.36	-4.57
39177395	2018.01.11 22:22:20	sell	0.1	audusd	0.78913	0.792	0.781 1.12 15:06:40	0.78737	-0.7	0	-0.19	22.35
39177137	2018.01.11 20:58:10	sell	0.1	eurusd	1.20354	1.2065	1.17 1.12 02:11:11	1.20653	-0.7	0	0.56	-37.88
												[sl]
39177134	2018.01.11 20:57:33	sell	0.1	gbpusd	1.35337	1.3589	1.33 1.12 10:56:38	1.35904	-0.7	0	0.24	-71.99
												[sl]
39177133	2018.01.11 20:56:46	sell	0.1	xauusd	1322.5	1326	1280 1.12 04:28:23	1326	0	0	0.5	-44.36
												[sl]
39175126	2018.01.11 13:56:07	sell	0.1	xauusd	1319.28	1325	1280 1.12 02:51:40	1324.99	0	0	0.5	-72.3
												[sl]
39175119	2018.01.11 13:55:27	sell	0.1	audusd	0.78695	0.789	0.765 1.11 20:25:55	0.78901	-0.7	0	0	-26.11
												[sl]
39171258	2018.01.11 03:11:26	buy	0.1	audusd	0.78801	0.78615	0.8 1.11 05:34:37	0.7861	-0.7	0	0	-24.3
												[sl]
39168942	2018.01.10 20:34:43	sell	0.1	nzdusd	0.71935	0.7215	0.685 1.11 12:44:04	0.72159	-0.7	0	-1.1	-28.44
												[sl]
39167373	2018.01.10 14:17:22	sell	0.1	audusd	0.78533	0.785	0.76 1.11 02:30:04	0.78552	-0.7	0	-0.57	-2.42
												[sl]
39167367	2018.01.10 14:16:58	sell	0.1	eurusd	1.20064	1.1975	1.17 1.11 14:31:12	1.19752	-0.7	0	1.69	39.63
												[sl]
39167365	2018.01.10 14:16:51	sell	0.1	gbpusd	1.35494	1.35385	1.33 1.11 16:52:55	1.35384	-0.7	0	0.72	13.97
												[sl]
39167361	2018.01.10 14:16:39	sell	0.1	xauusd	1324.36	1321	1280 1.11 15:08:13	1321.08	0	0	1.52	41.72
												[sl]
39160878	2018.01.09 20:34:57	buy	0.1	usdcad	1.24596	1.2503	1.28 1.12 15:06:46	1.25164	-0.7	0	0.09	57.64
39160839	2018.01.09 20:18:01	sell	0.1	audusd	0.78191	0.785	0.765 1.10 12:43:54	0.78499	-0.7	0	-0.19	-39.24
												[sl]
39159373	2018.01.09 13:37:09	buy	0.1	nzdusd	0.71765	0.713	0.7377 1.09 20:37:31	0.71653	-0.7	0	0	-14.32
39155666	2018.01.09 03:33:05	sell	0.1	gbpusd	1.35591	1.3555	1.33 1.10 13:03:37	1.35553	-0.7	0	0.24	4.83
												[sl]
39154307	2018.01.08 21:09:16	sell	0.1	eurgbp	0.88177	0.88355	0.875 1.10 09:53:57	0.88363	-0.7	0	0.32	-32.11
												[sl]
39154239	2018.01.08 20:40:59	sell	0.1	nzdusd	0.7176	0.72	0.685 1.10 10:41:13	0.72	-0.7	0	-0.73	-30.64
												[sl]
39154234	2018.01.08 20:38:17	sell	0.1	xauusd	1318.99	1317.1	1280 1.10 12:12:36	1317.16	0	0	1.02	23.36
												[sl]
39154233	2018.01.08 20:37:53	sell	0.1	gbpusd	1.35613	1.357	1.33 1.09 00:00:01	1.35735	-0.7	0	0.24	-15.55
												[sl]
39153048	2018.01.08 15:07:24	buy	0.1	usdjpy	113.067	112.8	115 1.09 03:38:57	112.8	-0.7	0	0.35	-30.14
												[sl]
39152531	2018.01.08 13:27:36	sell	0.1	audusd	0.78416	0.785	0.76 1.09 02:30:11	0.785	-0.7	0	-0.19	-10.7
												[sl]
39147020	2018.01.05 16:07:18	buy	0.1	usdcad	1.23657	1.2398	1.275 1.09 09:35:21	1.23979	-0.7	0	0.04	33.04
												[sl]
39146980	2018.01.05 16:03:34	buy	0.1	usdcad	1.2375	0	0 1.05 16:04:24	1.23705	-0.7	0	0	-4.63
39146857	2018.01.05 15:52:50	sell	0.1	xauusd	1321.91	1320.75	1280 1.08 15:36:05	1320.75	0	0	0.5	14.8
												[sl]
39146789	2018.01.05 15:45:17	sell	0.1	gbpusd	1.35662	1.3578	1.33 1.08 01:22:54	1.35779	-0.7	0	0.24	-14.87
												[sl]
39146729	2018.01.05 15:41:20	buy	0.1	usdjpy	113.145	113	115 1.08 14:36:46	113	-0.7	0	0.35	-16.37
												[sl]
39141796	2018.01.04 22:33:10	sell	0.1	xauusd	1322.76	1320	1270 1.05 15:30:06	1320.08	0	0	0.5	34.1
												[sl]
39141749	2018.01.04 22:14:38	sell	0.1	xauusd	1323.85	1320	1280 1.05 15:30:06	1320.08	0	0	0.5	47.97
												[sl]
39141732	2018.01.04 22:09:15	buy	0.1	usdjpy	112.747	113.003	115.289 1.08 14:36:46	113	-0.7	0	0.7	28.55

39141724	2018.01.04 22:04:14	sell	0.1	eurusd	1.20718	1.19737	1.171.10 12:40:27	1.19743	-0.7	0	2.24	124.28	[sl]
39136325	2018.01.03 23:07:15	sell	0.1	xauusd	1315.25	1320	1270.1.04 17:52:30	1320	0	0	1.52	-60.44	[sl]
39136222	2018.01.03 22:43:48	sell	0.1	xauusd	1315.98	1321	1270.1.04 20:29:48	1321.14	0	0	1.52	-65.64	[sl]
39135968	2018.01.03 21:35:18	sell	0.1	xauusd	1310.44	1315	1270.1.03 22:05:44	1315.02	0	0	0	-58.42	[sl]
39135957	2018.01.03 21:33:03	buy	0.1	xauusd	1310.94	0	01.03 21:35:01	1310.34	0	0	0	-7.66	[sl]
39133342	2018.01.03 11:06:57	buy	0.1	usdjpy	112.35	113	115.09.1.08 14:36:46	113	-0.7	0	1.77	73.36	[sl]
39133334	2018.01.03 11:05:36	sell	0.1	gbpusd	1.35933	1.3573	1.33.1.08 17:57:41	1.3573	-0.7	0	1.2	25.89	[sl]
39128256	2018.01.02 17:09:10	sell	0.1	eurusd	1.20389	1.2085	1.17.1.04 16:49:33	1.2085	-0.7	0	2.26	-58.79	[sl]
39127655	2018.01.02 14:38:30	sell	0.1	audusd	0.78331	0.785	0.76.1.04 08:10:28	0.78503	-0.7	0	-0.76	-21.91	[sl]
39119748	2018.01.02 10:31:04	sell	0.1	gbpusd	1.35498	1.36	1.33.1.02 19:03:59	1.36	-0.7	0	0	-64.14	[sl]
39119742	2018.01.02 09:00:04	sell	0.1	xauusd	1310.1	1320	1285.1.04 17:52:30	1320	0	0	2.03	-125.97	[sl]
39123985	2018.01.02 03:57:54	buy	0.1	usdcad	1.25433	1.2515	1.29.1.02 17:57:37	1.25132	-0.7	0	0	-30.71	[sl]
39123983	2018.01.02 03:57:23	sell	0.1	eurusd	1.20167	1.205	1.17.1.02 11:07:02	1.205	-0.7	0	0	-42.47	[sl]
39123982	2018.01.02 03:57:16	sell	0.1	gbpusd	1.35144	1.3535	1.33.1.02 09:08:39	1.35353	-0.7	0	0	-26.65	[sl]
39123973	2018.01.02 03:56:00	sell	0.1	xauusd	1306.2	1310	1280.1.02 08:59:22	1310.05	0	0	0	-49.11	[sl]
39123937	2018.01.02 03:49:18	buy	0.1	xauusd	1307.16	1302.03	1350.1.02 03:55:45	1306.3	0	0	0	-11	[sl]
39123864	2018.01.02 03:34:33	buy	0.1	audusd	0.78191	0.78	0.8.1.02 03:55:51	0.7818	-0.7	0	0	-1.41	[sl]
39123863	2018.01.02 03:33:55	buy	0.1	eurusd	1.20208	0	0.1.02 03:38:20	1.20191	-0.7	0	0	-2.18	[sl]
39123862	2018.01.02 03:33:46	buy	0.1	gbpusd	1.35191	0	0.1.02 03:38:03	1.35155	-0.7	0	0	-4.6	[sl]
39123861	2018.01.02 03:33:24	buy	0.1	xauusd	1306.52	1300	1350.1.02 03:38:09	1306.24	0	0	0	-3.58	[sl]
39120879	2017.12.29 22:26:30	buy	0.1	usdcad	1.255	1.25	1.29.1.02 03:32:20	1.25407	-0.7	0	0.04	-9.49	[sl]
39120837	2017.12.29 22:02:45	sell	0.1	eurusd	1.2008	1.205	1.17.1.02 03:32:34	1.20225	-0.7	0	1.14	-18.54	[sl]
39120836	2017.12.29 22:02:19	sell	0.1	gbpusd	1.35169	1.358	1.31.02 03:32:49	1.35203	-0.7	0	0.48	-4.35	[sl]
39120834	2017.12.29 22:01:49	sell	0.1	xauusd	1302.6	1308	1280.1.02 03:32:58	1306.83	0	0	1.02	-54.09	[sl]
39120833	2017.12.29 22:01:15	sell	0.1	audusd	0.78084	0.785	0.76.1.02 03:34:28	0.78192	-0.7	0	-0.38	-13.81	[sl]
39119698	2017.12.29 16:38:29	sell	0.1	eurusd	1.19884	1.205	1.1739.2.29 16:47:32	1.19907	-0.7	0	0	-2.95	[sl]
39119697	2017.12.29 16:38:14	sell	0.1	gbpusd	1.352	1.356	1.336.2.29 16:47:38	1.35267	-0.7	0	0	-8.58	[sl]
39113740	2017.12.28 15:08:36	sell	0.1	xauusd	1292.18	1298	1278.2.29 15:19:51	1298.14	0	0	0.51	-76.25	[sl]
39113738	2017.12.28 15:08:15	sell	0.1	gbpusd	1.34424	1.349	1.319.2.29 10:33:10	1.34919	-0.7	0	0.24	-63.43	[sl]
39113737	2017.12.28 15:08:02	sell	0.1	eurusd	1.19352	1.198	1.178.2.29 11:26:11	1.19802	-0.7	0	0.57	-57.61	[sl]
39106652	2017.12.27 14:31:36	sell	0.1	audusd	0.77686	0.78	0.75.2.28 08:52:05	0.78	-0.7	0	-0.58	-40.26	[sl]
39093768	2017.12.22 20:56:59	sell	0.1	audusd	0.77118	0.7765	0.76.2.27 10:53:23	0.77655	-0.7	0	-0.58	-69.15	[sl]
39093731	2017.12.22 20:49:40	sell	0.1	xauusd	1274.41	1280	1265.2.26 15:05:47	1280	0	0	1.02	-72.46	[sl]
39083284	2017.12.21 14:29:50	sell	0.1	usdcad	1.28321	1.28555	1.27.2.21 19:25:38	1.27004	-0.7	0	0	134.61	[tp]
39072222	2017.12.20 17:37:01	sell	0.1	eurusd	1.18903	1.1939	1.166.2.28 09:57:34	1.19389	-0.7	0	5.72	-62.26	[sl]
39066210	2017.12.18 20:52:03	sell	0.1	eurusd	1.17936	1.1839	1.165.2.19 20:05:51	1.18389	-0.7	0	0.42	-59.17	[sl]
39066205	2017.12.18 20:50:41	sell	0.1	gbpusd	1.33931	1.345	1.3075.2.28 09:55:44	1.34502	-0.7	0	2.76	-73.15	[sl]
39058189	2017.12.15 13:31:59	buy	0.1	eurusd	1.18028	1.175	1.19.2.15 20:04:20	1.17618	-0.7	0	0	-53.63	[sl]
39058663	2017.12.15 02:22:32	buy	0.1	xauusd	1254.32	1270	1289.2.22 20:49:10	1274.48	0	0	-9.5	261.38	[sl]
39053371	2017.12.14 21:06:53	sell	0.1	audusd	0.76729	0.773	0.75.2.26 00:00:01	0.77316	-0.7	0	-2.16	-75.92	[sl]
39053359	2017.12.14 21:03:19	buy	0.1	eurgbp	0.87792	0.883	0.898.1.08 16:55:50	0.88298	-0.7	0	-17.38	87.5	[sl]
39051182	2017.12.14 14:39:01	buy	0.1	eurgbp	0.88177	0.885	0.895.1.03 10:02:13	0.885	-0.7	0	-13.62	56.19	[sl]

38983412	2017.12.01 21:33:47	sell	0.1	xauusd	1280.36	1285	1270.2.01 21:41:29	1281.78	0	0	0	-18.65
38983359	2017.12.01 21:18:39	buy	0.1	eurgbp	0.88312	0.876	0.8982.04 13:19:18	0.87893	-0.7	0	-0.76	-74.33
38983351	2017.12.01 21:17:32	buy	0.1	eurgbp	0.88294	0	0.2.01 21:18:16	0.883	-0.7	0	0	1.06
38980264	2017.12.01 13:18:33	sell	0.1	gbpusd	1.35005	1.355	1.32.2.04 13:27:46	1.34976	-0.7	0	0.11	3.81
38980258	2017.12.01 13:17:02	sell	0.1	gbpusd	1.34997	0	0.2.01 13:17:20	1.35002	-0.7	0	0	-0.66
38980079	2017.12.01 12:50:11	sell	0.1	xauusd	1277.19	1281	1267.2.01 18:09:43	1281.01	0	0	0	-50.12
												[sl]
38980058	2017.12.01 12:48:53	buy	0.1	usdjpy	112.353	112.1	113.92.01 18:11:36	112.095	-0.7	0	0	-30.2
												[sl]
38980051	2017.12.01 12:48:28	sell	0.1	gbpusd	1.34863	1.352	1.32.2.01 18:50:28	1.3521	-0.7	0	0	-45.47
												[sl]
38973741	2017.11.30 21:12:51	sell	0.1	eurusd	1.19085	1.195	1.172.04 13:28:09	1.18573	-0.7	0	0.84	67.34
38973728	2017.11.30 21:10:11	sell	0.1	gbpusd	1.35187	1.355	1.31.2.01 04:17:03	1.3535	-0.7	0	0.11	-21.55
38973706	2017.11.30 21:04:15	buy	0.1	xauusd	1274.46	1270	1293.5.1.30 21:38:01	1272.92	0	0	0	-20.36
38968145	2017.11.30 05:45:23	sell	0.1	gbpusd	1.34708	1.352	1.31.1.30 17:12:56	1.35216	-0.7	0	0	-66.98
												[sl]
38965470	2017.11.29 22:15:11	sell	0.1	eurusd	1.18588	1.189	1.17.1.30 16:37:54	1.189	-0.7	0	1.27	-41.16
												[sl]
38965451	2017.11.29 22:11:33	sell	0.1	gbpusd	1.3421	1.35	1.32.1.30 16:58:21	1.35007	-0.7	0	0.32	-105.17
												[sl]
38957375	2017.11.28 22:18:42	buy	0.1	gbpusd	1.3363	1.341	1.35.1.29 22:58:52	1.34099	-0.7	0	-0.79	61.93
												[sl]
38956687	2017.11.28 20:57:00	sell	0.1	eurgbp	0.88819	0.887	0.88.1.29 05:42:51	0.887	-0.7	0	0.15	20.95
												[sl]
38956650	2017.11.28 20:45:11	sell	0.1	gbpusd	1.33575	1.337	1.32.1.28 21:26:41	1.33699	-0.7	0	0	-16.3
												[sl]
38956613	2017.11.28 20:37:56	sell	0.1	gbpusd	1.33281	1.336	1.308.1.28 21:14:09	1.3357	-0.7	0	0	-37.99
38956565	2017.11.28 20:28:16	sell	0.1	gbpusd	1.33172	1.335	1.31.1.28 20:38:57	1.33499	-0.7	0	0	-42.99
												[sl]
38956558	2017.11.28 20:26:17	sell	0.1	gbpusd	1.33097	0	0.1.28 20:27:13	1.33239	-0.7	0	0	-18.66
38954525	2017.11.28 14:06:58	sell	0.1	gbpusd	1.32931	1.3325	1.31.1.28 19:56:39	1.33254	-0.7	0	0	-42.43
												[sl]
38948385	2017.11.27 19:32:55	sell	0.1	xauusd	1295.39	1286	1275.1.30 18:54:06	1275	0	0	1.46	269.22
												[tp]
38948383	2017.11.27 19:32:25	sell	0.1	eurusd	1.19088	1.1855	1.171.29 05:17:26	1.18549	-0.7	0	0.84	70.98
												[sl]
38948285	2017.11.27 19:02:48	sell	0.1	gbpusd	1.33298	1.335	1.31.1.28 08:10:53	1.33521	-0.7	0	0.11	-29.29
												[sl]
38946805	2017.11.27 15:08:21	sell	0.1	xauusd	1294.69	1299	1275.1.27 16:00:47	1299.02	0	0	0	-56.71
												[sl]
38946787	2017.11.27 15:04:11	sell	0.1	eurusd	1.19452	1.192	1.171.27 19:25:47	1.192	-0.7	0	0	33.1
												[sl]
38946786	2017.11.27 15:04:01	sell	0.1	gbpusd	1.33627	0	0.1.27 15:16:59	1.33704	-0.7	0	0	-10.09
38941359	2017.11.24 22:14:11	sell	0.1	eurgbp	0.89441	0.89399	0.88.1.27 19:07:25	0.89399	-0.7	0	0.15	7.36
												[sl]
38941261	2017.11.24 21:32:34	sell	0.1	eurusd	1.19252	1.195	1.171.27 10:27:26	1.19501	-0.7	0	0.42	-32.66
												[sl]
38941249	2017.11.24 21:28:54	sell	0.1	gbpusd	1.33258	1.335	1.31.1.27 11:18:22	1.33503	-0.7	0	0.11	-32.11
												[sl]
38935793	2017.11.23 20:37:55	buy	0.1	usdcad	1.27183	1.28	1.29.1.30 12:43:28	1.29002	-0.7	0	-0.7	186.4
												[tp]
38935788	2017.11.23 20:35:44	buy	0.1	usdjpy	111.217	111.398	113.98.1.29 05:15:00	111.399	-0.7	0	0.92	21.51
												[sl]
38935743	2017.11.23 20:12:51	sell	0.1	eurusd	1.18504	1.188	1.168.1.24 15:11:09	1.18799	-0.7	0	0.42	-38.7
												[sl]
38935821	2017.11.23 14:12:16	sell	0.1	xauusd	1291.2	1295	1272.1.27 12:08:09	1294.82	0	0	0.58	-47.43
												[sl]
38931888	2017.11.22 22:25:10	buy	0.1	usdcad	1.27057	1.269	1.289.1.23 10:20:03	1.26892	-0.7	0	-0.3	-17.07
												[sl]
38931847	2017.11.22 22:13:29	buy	0.1	usdjpy	111.201	110.9	113.1.27 15:59:50	110.897	-0.7	0	1.14	-35.9
												[sl]
38931839	2017.11.22 22:08:49	sell	0.1	eurusd	1.1822	1.186	1.166.1.24 10:51:13	1.18601	-0.7	0	1.68	-50.01
												[sl]
38931820	2017.11.22 22:02:06	sell	0.1	xauusd	1293.89	1293	1277.1.23 12:35:53	1292.93	0	0	0.87	12.58
												[sl]
38931816	2017.11.22 22:01:02	sell	0.1	xauusd	1293.99	0	0.1.22 22:01:29	1294.1	0	0	0	-1.44
38821291	2017.11.22 21:01:03	sell	0.1	gbpusd	1.33084	1.336	1.31.1.24 18:00:57	1.33599	-0.7	0	0.42	-67.56
												[sl]
38930505	2017.11.22 15:16:27	sell	0.1	gbpusd	1.32275	1.325	1.305.1.22 15:40:36	1.32504	-0.7	0	0	-30.23

38930412	2017.11.22 14:55:31	sell	0.1	gbpusd	1.32159	0	01.22 14:55:53	1.32225	-0.7	0	0	-8.71
38930231	2017.11.22 14:16:15	sell	0.1	gbpusd	1.32413	1.3265	1.3061.22 15:55:06	1.32653	-0.7	0	0	-31.69
38930224	2017.11.22 14:14:58	sell	0.1	eurusd	1.17455	1.177	1.1671.22 16:30:57	1.177	-0.7	0	0	-32.3
38925288	2017.11.21 14:00:23	sell	0.1	eurusd	1.17224	1.177	1.1671.22 16:30:57	1.177	-0.7	0	0.42	-62.76
38925286	2017.11.21 14:00:09	sell	0.1	gbpusd	1.323	1.326	1.3081.22 15:55:03	1.32601	-0.7	0	0.11	-39.74
38925275	2017.11.21 13:59:58	sell	0.1	xauusd	1277.81	1287	01.22 15:33:23	1287.04	0	0	0.29	-121.72
38922754	2017.11.21 05:33:26	buy	0.1	eurusd	1.17382	1.17	1.1831.21 13:29:58	1.17267	-0.7	0	0	-15.18
38922750	2017.11.21 05:32:35	buy	0.1	xauusd	1280.43	1270	12951.21 13:29:51	1278.17	0	0	0	-29.83
38922748	2017.11.21 05:32:03	buy	0.1	gbpusd	1.32474	1.322	1.331.21 12:59:31	1.32189	-0.7	0	0	-37.62
38921427	2017.11.20 21:54:50	sell	0.1	gbpusd	1.32361	1.3276	1.3081.21 05:20:10	1.32485	-0.7	0	0.12	-16.44
38916053	2017.11.17 23:13:24	sell	0.1	gbpusd	1.32118	1.326	1.3061.20 10:43:52	1.3263	-0.7	0	0.12	-67.61
38915681	2017.11.17 21:28:03	buy	0.1	usdjpy	112.139	111.9	1151.20 01:33:46	111.9	-0.7	0	0.25	-28.29
38915678	2017.11.17 21:27:41	sell	0.1	xauusd	1293.81	1280	12681.21 03:10:57	1279.99	0	0	0.56	183.13
38913728	2017.11.17 13:48:38	buy	0.1	usdjpy	112.636	112.3	1151.17 17:57:34	112.3	-0.7	0	0	-39.66
38913686	2017.11.17 13:41:36	sell	0.1	eurusd	1.17979	1.175	1.161.21 05:20:16	1.17383	-0.7	0	0.84	79.04
38913684	2017.11.17 13:41:17	sell	0.1	gbpusd	1.31948	1.325	1.3051.20 10:01:40	1.32503	-0.7	0	0.12	-73.39
38909942	2017.11.17 04:48:28	sell	0.1	xauusd	1282.81	1288	12681.17 18:01:21	1288	0	0	0	-68.72
38909941	2017.11.17 04:48:15	buy	0.1	usdjpy	112.475	112.1	113.91.17 18:18:40	112.1	-0.7	0	0	-44.27
38909940	2017.11.17 04:47:57	sell	0.1	gbpusd	1.32394	1.3259	1.3121.17 11:44:19	1.32588	-0.7	0	0	-25.68
38909939	2017.11.17 04:47:49	sell	0.1	eurusd	1.18142	1.1758	1.161.21 05:20:23	1.17382	-0.7	0	0.84	100.8
38909733	2017.11.17 04:16:34	sell	0.1	eurusd	1.18125	1.186	1.161.17 04:24:21	1.18154	-0.7	0	0	-3.81
38909714	2017.11.17 04:14:22	sell	0.1	gbpusd	1.32366	1.326	1.3121.17 04:24:25	1.32408	-0.7	0	0	-5.52
38907633	2017.11.16 20:49:16	buy	0.1	usdjpy	112.975	112.6	1151.17 03:27:04	112.789	-0.7	0	0.25	-21.73
38907631	2017.11.16 20:48:51	sell	0.1	eurusd	1.1769	1.18	1.1581.17 03:27:10	1.17991	-0.7	0	0.42	-39.66
38907630	2017.11.16 20:48:34	sell	0.1	gbpusd	1.31837	1.3202	1.3081.17 02:08:24	1.32021	-0.7	0	0.12	-24.25
38900115	2017.11.15 21:40:34	sell	0.1	audusd	0.75836	0.76	0.7381.16 02:32:49	0.76008	-0.7	0	-0.81	-22.63
38900104	2017.11.15 21:38:10	sell	0.1	eurusd	1.17942	1.185	1.1651.17 03:27:24	1.1799	-0.7	0	1.69	-6.33
38898282	2017.11.15 14:54:12	sell	0.1	eurgbp	0.89896	0.897	0.881.17 13:35:29	0.89448	-0.7	0	0.56	76.37
38898276	2017.11.15 14:52:19	sell	0.1	audusd	0.75891	0.76	0.731.15 15:12:30	0.76	-0.7	0	0	-14.34
38898270	2017.11.15 14:51:09	buy	0.1	usdjpy	112.771	112.5	113.981.15 15:38:31	112.49	-0.7	0	0	-32.83
38898266	2017.11.15 14:50:21	sell	0.1	eurusd	1.18363	1.186	1.1661.15 15:33:15	1.18605	-0.7	0	0	-31.81
38898255	2017.11.15 14:49:34	sell	0.1	gbpusd	1.31653	1.319	1.3061.16 12:00:40	1.31903	-0.7	0	0.35	-32.93
38891955	2017.11.14 22:21:30	sell	0.1	gbpusd	1.31598	1.318	1.3081.15 09:25:42	1.318	-0.7	0	0.12	-26.62
38891755	2017.11.14 21:15:19	sell	0.1	eurusd	1.17939	1.802	1.1681.15 13:54:26	1.184	-0.7	0	0.42	-60.7
38891742	2017.11.14 21:14:55	buy	0.1	usdcad	1.27339	1.279	1.291.21 12:50:53	1.27901	-0.7	0	-0.07	57.97
38891741	2017.11.14 21:14:43	buy	0.1	usdjpy	113.396	113	114.11.15 09:15:43	112.999	-0.7	0	0.25	-46.26
38891738	2017.11.14 21:14:30	sell	0.1	gbpusd	1.31659	1.32	1.311.15 10:51:17	1.32001	-0.7	0	0.12	-45.05
38891737	2017.11.14 21:14:17	sell	0.1	xauusd	1281.98	1285	12721.15 11:36:17	1285.19	0	0	0.28	-42.25
38882601	2017.11.13 16:08:36	buy	0.1	usdjpy	113.34	113.371	114.21.14 14:29:25	113.63	-0.7	0	0.25	33.44
38882597	2017.11.13 16:07:50	buy	0.1	usdcad	1.272	1.27227	1.2861.14 14:29:32	1.27263	-0.7	0	-0.01	6.49
38882148	2017.11.13 14:53:12	buy	0.1	gbpusd	1.31019	0	01.13 15:43:09	1.30842	-0.7	0	0	-23.17
38876623	2017.11.10 23:30:11	buy	0.1	gbpusd	1.31933	1.315	1.331.13 01:37:35	1.31489	-0.7	0	-0.78	-58.04

38799395	2017.10.27 21:46:50	sell	0.1	usdjpy	113.839	113.834	109.3.30 03:30:05	113.834	-0.7	0	-0.84	0.57
												[sl]
38799369	2017.10.27 21:35:08	buy	0.1	gbpusd	1.31239	1.3123	1.33.2.27 23:03:10	1.3123	-0.7	0	0	-1.17
												[sl]
38799362	2017.10.27 21:34:05	buy	0.1	xauusd	1272.03	1275	1350.3.31 06:11:41	1274.99	0	0	-2.5	38.57
												[sl]
38796594	2017.10.27 13:14:26	sell	0.1	usdjpy	114.018	0	0.2.27 14:12:59	114.124	-0.7	0	0	-12.14
38793514	2017.10.27 04:44:17	sell	0.1	usdjpy	114.157	114.3	110.2.27 09:39:57	114.3	-0.7	0	0	-16.38
												[sl]
38791846	2017.10.26 23:13:23	buy	0.1	audusd	0.76583	0.763	0.7758.2.27 05:09:11	0.763	-0.7	0	0.01	-37.09
												[sl]
38791809	2017.10.26 23:01:50	buy	0.1	xauusd	1267.7	1265	1300.2.27 15:30:01	1264.79	0	0	-1.25	-38.14
												[sl]
38791775	2017.10.26 22:57:17	buy	0.1	gbpusd	1.31523	1.313	1.325.2.27 02:07:48	1.31301	-0.7	0	-0.97	-29
												[sl]
38791773	2017.10.26 22:57:04	buy	0.1	eurusd	1.16494	1.1635	1.175.2.27 02:04:34	1.1635	-0.7	0	-1.09	-18.82
												[sl]
38789789	2017.10.26 16:42:22	sell	0.1	audnzd	1.12315	1.119	1.05.3.30 03:54:19	1.11904	-0.7	0	-0.34	36.73
												[sl]
38789689	2017.10.26 16:35:05	sell	0.1	eurusd	1.17331	1.17	1.158.2.26 18:18:19	1.17002	-0.7	0	0	42.85
												[sl]
38789672	2017.10.26 16:34:52	sell	0.1	gbpusd	1.31921	1.318	1.3.2.26 18:38:55	1.31801	-0.7	0	0	15.62
												[sl]
38789668	2017.10.26 16:34:36	sell	0.1	eurusd	1.17369	1.17	1.16.2.26 18:18:19	1.17002	-0.7	0	0	47.79
												[sl]
38789667	2017.10.26 16:34:31	sell	0.1	gbpusd	1.31934	1.313	1.3.2.27 22:31:51	1.31304	-0.7	0	0.23	82.1
												[sl]
38789663	2017.10.26 16:34:22	sell	0.1	audusd	0.76948	0.769	0.75.2.26 18:58:12	0.769	-0.7	0	0	6.24
												[sl]
38789471	2017.10.26 16:04:26	buy	0.1	audusd	0.77127	0	0.2.26 16:16:53	0.77028	-0.7	0	0	-12.85
38789465	2017.10.26 16:03:42	buy	0.1	gbpusd	1.32195	0	0.2.26 16:17:03	1.32153	-0.7	0	0	-5.46
38789461	2017.10.26 16:03:29	buy	0.1	eurusd	1.17779	0	0.2.26 16:16:42	1.17629	-0.7	0	0	-19.47
38789449	2017.10.26 16:01:39	buy	0.1	gbpusd	1.32176	0	0.2.26 16:16:37	1.32153	-0.7	0	0	-2.98
38789447	2017.10.26 16:01:28	buy	0.1	eurusd	1.17714	0	0.2.26 16:16:30	1.17625	-0.7	0	0	-11.56
38785240	2017.10.26 05:32:12	sell	0.1	audnzd	1.11939	1.25	1.07.2.26 16:03:56	1.12291	-0.7	0	0	-31.35
38785234	2017.10.26 05:30:25	sell	0.1	eurusd	1.18281	1.185	1.165.2.26 15:51:28	1.17521	-0.7	0	0	98.63
38785214	2017.10.26 05:29:27	sell	0.1	gbpusd	1.32677	1.3297	1.3.2.26 15:51:35	1.32098	-0.7	0	0	75.15
38777554	2017.10.25 05:12:26	sell	0.1	eurusd	1.17552	1.178	1.16.2.25 13:39:21	1.178	-0.7	0	0	-32.17
												[sl]
38777551	2017.10.25 05:11:42	sell	0.1	gbpusd	1.31289	1.316	1.3.2.25 11:30:01	1.31582	-0.7	0	0	-37.97
												[sl]
38774377	2017.10.24 18:17:46	buy	0.1	gbpusd	1.31203	1.312	1.33.2.25 05:07:58	1.3129	-0.7	0	-0.96	11.26
38774375	2017.10.24 18:15:24	sell	0.1	eurgbp	0.89648	0.9	0.875.2.26 15:51:57	0.88969	-0.7	0	0.22	116.42
38774360	2017.10.24 18:14:32	sell	0.2	xauusd	1274.81	1277	1265.2.24 20:21:14	1277	0	0	0	-56.33
												[sl]
38774157	2017.10.24 17:43:48	sell	0.2	eurusd	1.17672	1.1788	1.1667.2.24 22:02:33	1.17879	-1.4	0	0	-53.14
												[sl]
38773197	2017.10.24 14:59:15	sell	0.5	audusd	0.77793	0.77827	0.76003.2.24 21:48:07	0.77827	-3.5	0	0	-21.84
												[sl]
38773181	2017.10.24 14:58:07	sell	0.5	eurusd	1.17545	1.177	1.16.2.24 17:13:56	1.177	-3.5	0	0	-99.55
												[sl]
38773179	2017.10.24 14:57:36	sell	1	gbpusd	1.31622	1.312	1.3.2.24 18:02:27	1.312	-7	0	0	542.79
												[sl]
38772908	2017.10.24 14:15:31	buy	1	gbpusd	1.31835	1.31855	1.325.2.24 14:27:59	1.31851	-7	0	0	20.54
												[sl]
38759166	2017.10.24 04:14:12	sell	0.1	audnzd	1.1198	1.122	1.05.2.24 05:13:33	1.122	-0.7	0	0	-19.61
												[sl]
38759044	2017.10.24 03:43:17	sell	0.1	eurusd	1.17562	1.18	1.16.2.24 14:14:29	1.17638	-0.7	0	0	-9.76
38759035	2017.10.24 03:40:11	sell	0.1	gbpusd	1.32035	1.325	1.3.2.24 14:11:52	1.31844	-0.7	0	0	24.53
38761395	2017.10.23 00:12:27	sell	1	eurusd	1.1769	1.1759	1.16.2.23 18:56:55	1.17591	-7	0	0	126.79
												[sl]
38761367	2017.10.23 00:07:17	buy	1	usdjpy	113.855	113.865	115.2.23 14:33:16	113.866	-7	0	0	12.37
												[sl]
38761361	2017.10.23 00:05:10	sell	0.1	eurgbp	0.89219	0.8932	0.87.2.24 14:34:43	0.89323	-0.7	0	0.05	-17.6
												[sl]
38639264	2017.10.13 15:43:30	sell	0.1	audusd	0.788	0.785	0.76.2.24 14:14:10	0.77861	-0.7	0	-3.99	120.6
3864233	2017.09.28 23:33:48	buy	0.1	eurgbp	0.87671	0.89	0.92.2.23 16:34:06	0.88994	-0.7	0	-13.54	223.49
												[sl]
38638939	2017.09.28 16:00:31	sell	0.1	xauusd	1283.08	0	0.28.2.26 16:25:07	1284.83	0	0	0	-22.37

38638896	2017.09.28 15:57:46	sell	0.1	eurusd	1.17706	0	03.28 16:25:14	1.17864	-0.7	0	0	-20.2
38638893	2017.09.28 15:57:25	sell	0.1	gbpusd	1.34153	0	03.28 16:25:20	1.34276	-0.7	0	0	-15.72
38638867	2017.09.28 15:54:17	sell	0.1	audusd	0.78206	0	03.28 16:25:30	0.7824	-0.7	0	0	-4.35
38638865	2017.09.28 15:53:53	sell	0.1	gbpusd	1.34212	0	03.28 16:26:14	1.34297	-0.7	0	0	-10.86
38638860	2017.09.28 15:53:16	buy	0.1	usdjpy	112.689	0	03.28 16:26:21	112.526	-0.7	0	0	-18.51
38633043	2017.09.27 23:40:50	sell	0.1	eurusd	1.17487	1.174	1.1653.28 09:24:09	1.17405	-0.7	0	1.25	10.48
												[sl]
38632641	2017.09.27 22:16:16	sell	0.1	gbpusd	1.3397	1.339	1.323.28 09:31:04	1.33901	-0.7	0	0.67	8.82
												[sl]
38632623	2017.09.27 22:13:15	sell	0.1	audusd	0.78589	0.7837	0.7763.28 16:27:22	0.78236	-0.7	0	-1.33	45.12
38629426	2017.09.27 14:25:28	buy	0.1	eurgbp	0.87568	0	03.27 14:36:49	0.87502	-0.7	0	0	-11.27
38629391	2017.09.27 14:20:41	buy	0.1	eurgbp	0.87527	0.8758	0.92883.28 16:27:18	0.87807	-0.7	0	-1.78	48.05
38628227	2017.09.27 13:18:38	buy	0.1	eurgbp	0.87502	0	03.27 14:08:33	0.87472	-0.7	0	0	-5.12
38628549	2017.09.27 13:01:54	buy	0.1	gbpusd	1.34082	0	03.27 14:08:51	1.34184	-0.7	0	0	12.98
38628545	2017.09.27 13:01:35	buy	0.1	eurusd	1.17524	0	03.27 13:56:37	1.17478	-0.7	0	0	-5.86
38625637	2017.09.27 07:03:54	buy	0.1	eurgbp	0.87747	0	03.27 14:08:17	0.87478	-0.7	0	0	-45.94
38622755	2017.09.26 22:02:30	buy	0.1	audusd	0.78919	0	03.26 22:31:46	0.7885	-0.7	0	0	-8.75
38622753	2017.09.26 22:01:29	sell	0.1	xauusd	1297.92	1296	12753.26 22:50:38	1296.02	0	0	0	24.09
												[sl]
38622658	2017.09.26 21:35:51	sell	0.1	xauusd	1298.21	1296	12803.26 22:50:38	1296.02	0	0	0	27.76
												[sl]
38622491	2017.09.26 20:56:25	buy	0.1	eurusd	1.18071	0	03.26 22:31:59	1.1787	-0.7	0	0	-25.5
38622488	2017.09.26 20:55:52	buy	0.1	gbpusd	1.34601	0	03.26 22:32:06	1.34433	-0.7	0	0	-21.31
38622475	2017.09.26 20:54:12	sell	0.1	audusd	0.78961	0	03.26 22:01:15	0.78917	-0.7	0	0	5.58
38619956	2017.09.26 14:39:30	sell	0.1	eurusd	1.17924	1.18	1.1653.26 20:22:20	1.18009	-0.7	0	0	-10.78
												[sl]
38619946	2017.09.26 14:38:12	sell	0.1	audusd	0.78934	0.791	0.7653.26 20:53:50	0.78956	-0.7	0	0	-2.79
38610886	2017.09.25 17:04:07	buy	0.1	gbpusd	1.35206	0	03.26 14:37:16	1.34284	-0.7	0	-0.94	-116.8
38610883	2017.09.25 17:03:50	buy	0.1	audusd	0.79551	0	03.26 14:37:25	0.78934	-0.7	0	0.01	-78.17
38610830	2017.09.25 16:55:07	buy	0.1	xauusd	1293.57	1300	13503.26 15:36:34	1299.85	0	0	-1.21	79.64
												[sl]
38610820	2017.09.25 16:53:55	buy	0.1	eurusd	1.18855	0	03.26 14:37:55	1.17944	-0.7	0	-1.16	-115.4
38603171	2017.09.22 22:46:44	sell	0.1	eurusd	1.19435	0	03.25 16:50:29	1.18895	-0.7	0	0.41	67.87
38600715	2017.09.22 15:22:56	sell	0.1	eurusd	1.1961	1.198	1.1653.22 17:36:57	1.19803	-0.7	0	0	-24.17
												[sl]
38600714	2017.09.22 15:22:28	sell	0.1	audusd	0.79703	0.799	0.763.25 16:50:41	0.79552	-0.7	0	-0.44	18.98
38600712	2017.09.22 15:22:04	sell	0.1	gbpusd	1.35635	1.358	1.283.25 16:50:50	1.35215	-0.7	0	0.22	52.79
38593644	2017.09.21 22:52:30	sell	0.1	xauusd	1290.72	1293	12803.22 03:41:52	1293.17	0	0	0.27	-30.94
												[sl]
38593630	2017.09.21 22:49:52	sell	0.1	eurusd	1.19331	1.195	1.1653.22 04:24:07	1.19503	-0.7	0	0.41	-21.73
												[sl]
38593629	2017.09.21 22:49:39	buy	0.1	eurgbp	0.87888	0.875	0.933.25 16:50:57	0.87924	-0.7	0	-1.19	6.12
38593625	2017.09.21 22:46:36	sell	0.1	gbpusd	1.35785	1.359	1.283.22 09:02:15	1.359	-0.7	0	0.22	-14.49
												[sl]
38583151	2017.09.21 09:58:53	sell	0.1	eurusd	1.19005	1.1935	1.1653.21 18:16:42	1.19366	-0.7	0	0	-45.47
												[sl]
38583166	2017.09.21 01:09:07	sell	0.1	gbpusd	1.35002	1.353	1.273.21 17:57:31	1.353	-0.7	0	0	-37.64
												[sl]
38583156	2017.09.20 23:46:21	sell	0.1	audusd	0.80286	0.795	0.7653.22 10:23:57	0.795	-0.7	0	-1.74	98.87
												[sl]
38582809	2017.09.20 22:40:20	sell	0.1	eurusd	1.18911	1.19299	1.173.21 18:15:57	1.193	-0.7	0	1.23	-49
												[sl]
38582808	2017.09.20 22:40:10	sell	0.1	gbpusd	1.34871	1.3515	1.283.21 16:49:10	1.35155	-0.7	0	0.66	-35.8
												[sl]
38582798	2017.09.20 22:39:58	sell	0.1	audusd	0.80212	0.795	0.7653.22 10:23:57	0.795	-0.7	0	-1.74	89.56
												[sl]
38582796	2017.09.20 22:39:50	sell	0.1	xauusd	1300.78	1293	12753.21 16:46:42	1293.21	0	0	0.81	95.42
												[sl]
38582693	2017.09.20 22:24:48	sell	0.1	xauusd	1298.64	1301	12803.20 22:33:15	1300.62	0	0	0	-24.67
38582640	2017.09.20 22:15:36	sell	0.1	eurusd	1.18744	1.189	1.163.20 22:32:56	1.18907	-0.7	0	0	-20.32
												[sl]
38582630	2017.09.20 22:15:11	sell	0.1	audusd	0.80077	0.802	0.773.20 22:31:53	0.802	-0.7	0	0	-15.34
												[sl]
38582613	2017.09.20 22:12:47	sell	0.1	audusd	0.80069	0	03.20 22:13:40	0.80094	-0.7	0	0	-3.12
38582610	2017.09.20 22:12:17	sell	0.1	eurusd	1.18787	0	03.20 22:13:50	1.18822	-0.7	0	0	-4.37
38582374	2017.09.20 21:47:47	buy	0.1	eurusd	1.18954	0	03.20 22:11:13	1.18746	-0.7	0	0	-25.98
38582373	2017.09.20 21:47:37	buy	0.1	gbpusd	1.34834	0	03.20 22:11:24	1.34653	-0.7	0	0	-22.61
38582368	2017.09.20 21:47:27	sell	0.1	usdjpy	112.249	0	03.20 22:11:40	112.482	-0.7	0	0	-25.87
38582366	2017.09.20 21:47:14	buy	0.1	audusd	0.80092	0	03.20 22:11:50	0.80067	-0.7	0	0	-3.12

38582142	2017.09.20 21:32:15	sell	0.1	eurusd	1.18862	1.1886	0.20 21:45:06	1.1886	-0.7	0	0	0.25
												[sl]
38582130	2017.09.20 21:31:55	sell	0.1	gbpusd	1.34859	1.34859	1.28 20 22:31:54	1.34859	-0.7	0	0	0
												[sl]
38582126	2017.09.20 21:31:31	sell	0.1	audusd	0.80094	0	0.20 21:45:31	0.80031	-0.7	0	0	7.87
38582032	2017.09.20 21:26:36	sell	0.1	gbpusd	1.34928	0	0.20 21:29:37	1.35024	-0.7	0	0	-11.97
38582023	2017.09.20 21:26:18	sell	0.1	audusd	0.80072	0	0.20 21:29:46	0.80207	-0.7	0	0	-16.83
38562824	2017.09.20 21:00:25	buy	0.1	eurgbp	0.87992	0.8792	0.93 21 19:58:12	0.8792	-0.7	0	-1.75	-12.32
												[sl]
38577625	2017.09.20 11:49:50	buy	0.1	eurgbp	0.88438	0.8846	0.93 20 17:22:15	0.88461	-0.7	0	0	3.87
												[sl]
38570487	2017.09.19 16:32:47	buy	0.1	xauusd	1309.99	1310	1350 20 21:00:01	1309.88	0	0	-1.2	-1.36
												[sl]
38570183	2017.09.19 15:48:35	sell	0.1	gbpusd	1.35211	1.3535	1.28 20 10:14:44	1.35351	-0.7	0	0.22	-17.41
												[sl]
38570182	2017.09.19 15:48:22	sell	0.1	audusd	0.80081	0.802	0.765 19 21:08:36	0.80199	-0.7	0	0	-14.71
												[sl]
38570168	2017.09.19 15:45:48	buy	0.1	eurgbp	0.88601	0.885	0.93 20 11:30:03	0.88497	-0.7	0	-0.59	-17.55
												[sl]
38569761	2017.09.19 15:04:50	sell	0.1	eurusd	1.19666	0	0.19 16:48:54	1.19848	-0.7	0	0	-22.74
38569760	2017.09.19 15:04:20	sell	0.1	audusd	0.79972	0.801	0.77 19 18:53:03	0.80101	-0.7	0	0	-16.1
												[sl]
38564451	2017.09.19 04:48:46	sell	0.1	gbpusd	1.35148	1.35	1.28 19 15:11:42	1.35004	-0.7	0	0	18
												[sl]
38562916	2017.09.19 00:01:14	sell	0.1	eurusd	1.19498	1.197	0.19 04:03:42	1.19704	-0.7	0	0	-25.82
												[sl]
38562883	2017.09.18 23:53:29	sell	0.1	gbpusd	1.34998	1.3515	1.28 19 01:40:48	1.35149	-0.7	0	0.21	-18.97
												[sl]
38566678	2017.09.18 08:18:55	buy	0.1	eurgbp	0.87909	0.882	0.93 18 16:06:52	0.88201	-0.7	0	0	49.58
												[sl]
38466954	2017.09.15 23:39:38	sell	0.1	us500	2500.21	2525	2300 25 16:51:02	2498.85	0	0	-1.42	1.71
38552148	2017.09.15 17:07:03	sell	0.1	audusd	0.80194	0.798	0.77 19 04:29:40	0.79801	-0.7	0	-0.66	49.25
												[sl]
38551563	2017.09.15 15:40:16	sell	0.1	eurusd	1.19683	1.196	1.17 18 15:47:19	1.196	-0.7	0	0.38	10.38
												[sl]
38551495	2017.09.15 15:32:24	sell	0.1	audusd	0.80247	0.8	0.77 19 12:45:35	0.80001	-0.7	0	-0.66	30.75
												[sl]
38551486	2017.09.15 15:32:06	sell	0.1	gbpusd	1.35965	1.356	1.28 18 16:16:21	1.35602	-0.7	0	0.21	45.46
												[sl]
38551285	2017.09.15 15:23:00	sell	0.1	gbpusd	1.3581	1.356	1.27 18 16:16:21	1.35602	-0.7	0	0.21	26.05
												[sl]
38550956	2017.09.15 14:32:55	sell	0.1	gbpusd	1.35765	0	0.15 14:38:00	1.35901	-0.7	0	0	-16.97
38545961	2017.09.15 06:33:40	sell	0.1	eurusd	1.19114	1.196	0.18 15:47:19	1.196	-0.7	0	0.38	-60.82
												[sl]
38545955	2017.09.15 06:32:04	sell	0.1	gbpusd	1.3394	1.355	1.28 18 15:56:27	1.35507	-0.7	0	0.21	-196.17
												[sl]
38545953	2017.09.15 06:31:42	sell	0.1	xauusd	1330.87	1310	1290 19 16:16:32	1310.26	0	0	0.38	257.38
												[sl]
38544397	2017.09.15 01:28:48	sell	0.1	xauusd	1331.01	0	0.15 01:40:24	1332.58	0	0	0	-19.63
38544351	2017.09.15 01:18:49	buy	0.1	xauusd	1331.2	0	0.15 01:25:39	1331.27	0	0	0	0.87
38544342	2017.09.15 01:15:19	sell	0.1	usdjpy	110.056	0	0.15 01:25:50	110.004	-0.7	0	0	5.91
38541507	2017.09.14 15:58:05	sell	0.1	eurusd	1.18908	1.196	1.175 18 15:47:19	1.196	-0.7	0	0.76	-86.6
												[sl]
38541362	2017.09.14 15:51:16	sell	0.1	gbpusd	1.33536	1.355	1.283 18 15:56:27	1.35507	-0.7	0	0.42	-246.74
												[sl]
38541337	2017.09.14 15:50:36	sell	0.1	xauusd	1323.76	1310	1290 19 16:16:32	1310.26	0	0	0.57	168.59
												[sl]
38541328	2017.09.14 15:50:21	buy	0.1	usdjpy	110.626	0	0.15 01:15:03	110.061	-0.7	0	0.24	-64.18
38535848	2017.09.14 06:28:34	sell	0.1	audusd	0.8004	0.803	0.77 18 05:10:45	0.803	-0.7	0	-0.66	-32.38
												[sl]
38529923	2017.09.13 12:33:29	sell	0.1	eurusd	1.19752	1.19	1.16 14 10:49:29	1.19007	-0.7	0	1.14	93.08
												[sl]
38529917	2017.09.13 12:32:14	sell	0.1	audusd	0.80372	0.8	0.77 14 04:30:11	0.80009	-0.7	0	-0.99	45.37
												[sl]
38525988	2017.09.13 02:27:04	sell	0.1	xauusd	1330.91	1325	1300 14 13:29:25	1325.08	0	0	0.56	72.86
												[sl]
38524991	2017.09.12 23:24:45	sell	0.1	eurusd	1.19622	1.199	1.17 13 04:53:23	1.199	-0.7	0	0.38	-34.59
												[sl]
38524990	2017.09.12 23:24:33	sell	0.1	audusd	0.80187	0.8	0.78 14 04:30:11	0.80009	-0.7	0	-1.32	22.25

38466959	2017.09.04 01:32:32	self	0.1	us500	2465.02	2480	2000.11 16:33:41	2480.12	0	0	-1.67	-18.79
												[sl]
38466833	2017.09.04 01:14:48	sell	0.1	usdjpy	109.785	109.38	108.3.05 09:07:47	109.383	-0.7	0	-0.84	46.18
												[sl]
38466792	2017.09.04 01:07:24	sell	0.1	audusd	0.79637	0.798	0.75.05 04:45:03	0.79798	-0.7	0	-0.33	-20.18
												[sl]
38465248	2017.09.01 17:46:22	sell	0.1	xauusd	1321.23	0	0.04 01:03:37	1335.77	0	0	0.19	-182.62
38464565	2017.09.01 16:33:08	sell	0.1	xauusd	1324.92	1322	0.01 17:44:26	1322.08	0	0	0	35.66
												[sl]
38464103	2017.09.01 15:54:48	buy	0.1	usdjpy	110.036	110.1	113.9.01 18:39:49	110.1	-0.7	0	0	7.29
												[sl]
38463727	2017.09.01 15:37:53	sell	0.1	xauusd	1326.32	1320	0.01 17:36:55	1320.02	0	0	0	79.16
												[sl]
38463722	2017.09.01 15:37:40	sell	0.1	eurusd	1.19591	1.19	1.16.04 09:08:27	1.19	-0.7	0	0.38	74.26
												[sl]
38463715	2017.09.01 15:37:19	sell	0.1	audusd	0.79862	0.798	0.76.01 18:39:50	0.798	-0.7	0	0	7.77
												[sl]
38463469	2017.09.01 15:30:44	buy	0.1	xauusd	1328.48	0	0.01 15:36:43	1325.81	0	0	0	-33.42
38463018	2017.09.01 14:52:16	buy	0.1	xauusd	1320.25	1317	0.01 15:21:40	1318.68	0	0	0	-19.79
38463015	2017.09.01 14:52:00	buy	0.1	eurusd	1.19237	1.1909	1.205.01 15:22:58	1.19172	-0.7	0	0	-8.19
38463014	2017.09.01 14:51:50	buy	0.1	gbpusd	1.29472	0	0.01 15:24:27	1.29451	-0.7	0	0	-2.85
38463012	2017.09.01 14:51:37	buy	0.1	audusd	0.7938	0.792	0.81.01 15:24:40	0.79388	-0.7	0	0	1.01
38463011	2017.09.01 14:51:22	sell	0.1	usdjpy	110.156	0	0.01 15:49:06	109.968	-0.7	0	0	21.43
38460044	2017.09.01 05:36:55	sell	0.1	audusd	0.79535	0.79395	0.76.01 14:50:30	0.79375	-0.7	0	0	20.16
38458917	2017.09.01 01:36:37	sell	0.1	gbpusd	1.2933	1.295	1.273.01 14:48:40	1.29503	-0.7	0	0	-21.8
												[sl]
38458879	2017.09.01 01:29:50	sell	0.1	eurusd	1.19174	1.1927	1.17.01 14:50:36	1.19213	-0.7	0	0	-4.92
38458878	2017.09.01 01:29:30	sell	0.1	xauusd	1321.13	1321	1295.01 14:50:48	1320.2	0	0	0	11.72
38457169	2017.08.31 23:55:37	sell	0.1	xauusd	1321.43	1323	1302.3.31 23:58:38	1321.5	0	0	0	-0.88
38457168	2017.08.31 23:55:22	sell	0.1	audusd	0.79452	0.798	0.76.01 14:50:55	0.79374	-0.7	0	-0.33	9.83
38434630	2017.08.29 01:57:45	buy	0.1	usdjpy	108.713	109.9	113.9.01 15:30:04	109.711	-0.7	0	1.24	114.42
												[sl]
38434623	2017.08.29 01:55:28	sell	0.1	xauusd	1319.02	1308	0.3.31 15:30:04	1307.9	0	0	0.75	141.07
												[sl]
38379510	2017.08.29 01:12:25	buy	0.1	usdjpy	108.498	110	0.3.31 18:45:12	109.981	-0.7	0	0.99	170.09
												[sl]
38432395	2017.08.28 18:37:28	sell	0.1	audusd	0.79596	0.7898	0.3.31 16:17:39	0.7898	-0.7	0	-1.66	77.99
												[sl]
38432320	2017.08.28 18:19:38	sell	0.1	xauusd	1306.54	1308	0.3.31 15:30:04	1307.9	0	0	0.94	-17.25
												[sl]
38432055	2017.08.28 08:27:23	sell	0.1	eurusd	1.19295	1.185	0.3.31 15:46:20	1.185	-0.7	0	1.91	100.77
												[sl]
38429036	2017.08.28 08:24:25	sell	0.1	xauusd	1294.29	1308	0.3.31 15:30:04	1307.9	0	0	0.94	-172.66
												[sl]
38429023	2017.08.28 08:22:05	buy	0.1	xauusd	1294.47	0	0.3.28 08:24:06	1294.37	0	0	0	-1.27
38426142	2017.08.25 22:19:49	sell	0.1	audusd	0.79354	0	0.3.29 01:54:53	0.79142	-0.7	0	-0.66	26.79
38426135	2017.08.25 22:16:46	sell	0.1	usdjpy	109.294	0	0.3.29 01:54:48	108.697	-0.7	0	-1.68	69.43
38313477	2017.08.25 22:02:51	sell	0.1	eurusd	1.19103	1.187	0.3.31 17:27:12	1.187	-0.7	0	2.29	50.92
												[sl]
38330438	2017.08.25 17:48:45	sell	0.1	eurusd	1.18704	1.187	0.3.31 17:27:12	1.187	-0.7	0	2.29	0.5
												[sl]
38413274	2017.08.23 23:20:32	sell	0.1	eurusd	1.18146	1.183	1.1758.3.25 17:01:26	1.18307	-0.7	0	1.54	-20.29
												[sl]
38411633	2017.08.23 15:26:42	sell	0.1	xauusd	1289.81	0	1279.3.25 16:41:19	1276.74	0	0	0.75	165.26
												[sl]
38398576	2017.08.21 19:37:01	sell	0.1	eurusd	1.18116	0	0.3.25 22:14:19	1.19255	-0.7	0	2.29	-143.54
38398373	2017.08.21 18:31:09	sell	0.1	gbpusd	1.29012	1.2877	0.3.31 15:43:01	1.28771	-0.7	0	2.54	30.56
												[sl]
38398358	2017.08.21 18:29:13	sell	0.1	gbpusd	1.28986	1.287	0.3.31 15:37:01	1.287	-0.7	0	2.54	36.25
												[sl]
38398352	2017.08.21 18:27:31	sell	0.1	audusd	0.79439	0.789	0.3.31 15:32:12	0.78901	-0.7	0	-3.98	68.19
												[sl]
38398351	2017.08.21 18:27:20	sell	0.1	xauusd	1290.78	1308	0.3.31 15:30:04	1307.9	0	0	2.26	-217.19
												[sl]
38398350	2017.08.21 18:26:57	buy	0.1	usdjpy	108.834	110	0.3.31 18:45:12	109.981	-0.7	0	2.99	131.56
												[sl]
38397774	2017.08.21 17:01:31	buy	0.1	xauusd	1292.74	0	0.3.21 17:38:31	1291.4	0	0	0	-16.88
38397338	2017.08.21 16:17:52	sell	0.1	xauusd	1288.79	0	0.3.21 16:58:03	1292.3	0	0	0	-44.16
38379508	2017.08.18 16:13:20	buy	0.1	usdjpy	108.8	0	0.3.21 17:00:33	108.78	-0.7	0	0.25	-2.32

38352799	2017.08.18 10:00:45	sell	0.1	xauusd	1293.44	1296	1273 3.18 12:03:13	1296.01	0	0	0	-32.42
												[sl]
38379593	2017.08.17 22:44:45	sell	0.1	gbpusd	1.28732	1.289	1.25 3.18 07:26:40	1.28904	-0.7	0	0.21	-21.77
												[sl]
38379570	2017.08.17 22:35:16	buy	0.1	usdjpy	109.604	0	03.21 16:14:29	108.87	-0.7	0	0.5	-84.86
38379558	2017.08.17 22:31:29	sell	0.1	eurusd	1.17395	0	03.21 16:14:33	1.17871	-0.7	0	0.77	-59.91
38379477	2017.08.17 22:11:52	sell	0.1	audusd	0.79001	0	03.21 17:00:20	0.79464	-0.7	0	-0.66	-58.27
38377872	2017.08.17 16:17:23	buy	0.1	audusd	0.79266	0	03.17 16:19:19	0.79241	-0.7	0	0	-3.15
38377842	2017.08.17 16:13:27	buy	0.1	eurusd	1.17012	1.168	1.18 3.17 22:28:47	1.17363	-0.7	0	0	44.43
38377702	2017.08.17 15:45:38	sell	0.1	xauusd	1284.77	1290	1263 3.17 16:08:42	1286.13	0	0	0	-17.16
38377584	2017.08.17 15:29:43	buy	0.1	eurusd	1.16982	0	03.17 15:31:02	1.16901	-0.7	0	0	-10.22
38377568	2017.08.17 15:28:11	buy	0.1	audusd	0.79269	0	03.17 15:31:09	0.79214	-0.7	0	0	-6.94
38373344	2017.08.17 05:23:02	sell	0.1	audusd	0.79341	0	03.21 17:00:15	0.79453	-0.7	0	-0.66	-14.1
38371536	2017.08.16 23:56:37	sell	0.1	xauusd	1282.97	1288	1270 3.17 04:18:55	1287.98	0	0	0.56	-63.11
												[sl]
38371301	2017.08.16 22:57:36	sell	0.1	xauusd	1282.12	1288	1262 3.17 04:18:55	1287.98	0	0	0.56	-73.81
												[sl]
38371263	2017.08.16 22:46:21	sell	0.1	audusd	0.79265	0.7966	0.76 3.17 16:09:04	0.79247	-0.7	0	-1	2.27
38371241	2017.08.16 22:43:02	sell	0.1	eurusd	1.17669	1.18	1.168 3.17 14:30:08	1.16781	-0.7	0	1.15	112.15
												[tp]
38369286	2017.08.16 15:53:19	sell	0.1	eurusd	1.17083	1.175	1.16 3.16 21:00:44	1.17504	-0.7	0	0	-53.21
												[sl]
38369235	2017.08.16 15:43:57	sell	0.1	audusd	0.78614	0.791	0.76 3.16 21:00:36	0.79104	-0.7	0	0	-61.94
												[sl]
38366094	2017.08.16 06:15:07	sell	0.1	eurusd	1.17367	1.177	1.16 3.16 21:11:42	1.17703	-0.7	0	0	-42.41
												[sl]
38364759	2017.08.15 23:36:24	sell	0.1	gbpusd	1.28636	1.289	1.27 3.16 11:30:06	1.28903	-0.7	0	0.21	-33.95
												[sl]
38364703	2017.08.15 22:59:52	sell	0.1	audusd	0.78206	0.786	0.76 3.16 11:06:49	0.78601	-0.7	0	-0.34	-50.25
												[sl]
38354075	2017.08.14 01:48:27	buy	0.1	usdjpy	109.16	108	113 98 3.21 17:00:11	108.797	-0.7	0	1.74	-41.99
38353533	2017.08.11 21:45:02	sell	0.1	xauusd	1289.31	1275	1255 3.15 20:02:03	1274.99	0	0	0.38	183.09
												[sl]
38353529	2017.08.11 21:44:43	sell	0.1	eurusd	1.18333	1.173	1.15 3.15 18:19:59	1.173	-0.7	0	0.78	132.09
												[sl]
38353528	2017.08.11 21:44:28	sell	0.1	audusd	0.79028	0.796	0.75 3.17 10:35:30	0.796	-0.7	0	-2	-71.86
												[sl]
38352793	2017.08.11 16:51:29	sell	0.1	xauusd	1286.67	0	03.11 16:51:50	1287.06	0	0	0	-4.95
38352511	2017.08.11 16:11:01	sell	0.1	audusd	0.78816	0.7907	0.758 3.11 20:29:38	0.79068	-0.7	0	0	-31.87
												[sl]
38352450	2017.08.11 16:05:52	sell	0.1	xauusd	1282.29	1286	1273 3.11 16:29:41	1286.01	0	0	0	-47.23
												[sl]
38348643	2017.08.11 05:19:30	sell	0.1	eurusd	1.17664	1.1795	1.153 3.11 15:30:07	1.17982	-0.7	0	0	-40.28
												[sl]
38347329	2017.08.10 23:34:19	sell	0.1	eurusd	1.17759	0	03.11 15:31:01	1.17963	-0.7	0	0.39	-25.86
38346604	2017.08.10 17:06:52	sell	0.1	eurusd	1.17286	1.175	1.16 3.10 17:47:29	1.17505	-0.7	0	0	-27.77
												[sl]
38345595	2017.08.10 17:06:44	sell	0.1	gbpusd	1.29948	0	03.11 15:31:07	1.30001	-0.7	0	0.21	-6.72
38345587	2017.08.10 17:06:34	sell	0.1	audusd	0.78877	0	03.11 15:31:20	0.7891	-0.7	0	-0.34	-4.18
38345453	2017.08.10 16:51:18	buy	0.1	xauusd	1285.97	1282	1295 3.10 16:52:38	1285.16	0	0	0	-10.26
38345375	2017.08.10 16:41:35	buy	0.1	audusd	0.78934	0.788	0.798 3.10 16:57:37	0.78911	-0.7	0	0	-2.91
38345301	2017.08.10 16:26:37	buy	0.1	gbpusd	1.30097	1.297	1.31 3.10 16:38:27	1.30006	-0.7	0	0	-11.53
38345244	2017.08.10 16:18:42	buy	0.1	audusd	0.78987	0.7875	03.10 16:38:57	0.78927	-0.7	0	0	-7.6
38345220	2017.08.10 16:14:49	buy	0.1	eurusd	1.17378	1.17	03.10 16:57:41	1.17345	-0.7	0	0	-4.19
38344993	2017.08.10 15:46:03	sell	0.1	audusd	0.78905	0	03.10 15:46:20	0.78921	-0.7	0	0	-2.03
38344988	2017.08.10 15:45:34	sell	0.1	eurusd	1.17288	0	03.10 15:49:25	1.17351	-0.7	0	0	-7.98
38344891	2017.08.10 15:33:09	sell	0.1	gbpusd	1.30011	0	03.10 15:49:29	1.30017	-0.7	0	0	-0.76
38339111	2017.08.09 21:52:38	sell	0.1	xauusd	1277.8	1285	1253 3.10 15:25:31	1281.57	0	0	0.57	-47.84
38337308	2017.08.09 13:56:45	sell	0.1	gbpusd	1.3007	0	03.10 15:31:46	1.30068	-0.7	0	0.64	0.25
38332578	2017.08.08 23:03:31	sell	0.1	gbpusd	1.29916	0	03.10 15:31:35	1.3007	-0.7	0	0.85	-19.52
38330762	2017.08.08 15:47:54	sell	0.1	audusd	0.79251	0.7896	0.75 3.10 15:31:22	0.78927	-0.7	0	-1.33	41.05
38330757	2017.08.08 15:47:44	sell	0.1	eurusd	1.18081	1.17675	1.15 3.10 15:31:29	1.17451	-0.7	0	1.54	79.83
38320123	2017.08.08 14:33:09	buy	0.1	usdjpy	110.303	0	03.10 15:26:18	109.753	-0.7	0	1	-63.6
38322464	2017.08.07 08:25:54	buy	0.1	usdjpy	110.721	110.5	113 98 3.08 04:39:15	110.675	-0.7	0	0.25	-5.24
38322449	2017.08.07 08:17:49	sell	0.1	audusd	0.79364	0.793	0.75 3.08 04:36:03	0.793	-0.7	0	-0.33	8.07
												[sl]
38319583	2017.08.04 15:37:25	sell	0.1	audusd	0.79478	0.7937	0.75 3.08 04:39:10	0.79326	-0.7	0	-0.66	19.16
38319408	2017.08.04 15:31:33	sell	0.1	eurusd	1.18335	1.183	1.16 3.08 04:39:20	1.18168	-0.7	0	0.76	21.05
38319401	2017.08.04 15:31:28	sell	0.1	eurusd	1.18332	1.183	1.16 3.08 04:39:25	1.18168	-0.7	0	0.76	20.67

38319389	2017.08.04 15:31:19	sell	0.1	audusd	0.79371	0.7937	0.753.08 04:39:30	0.79327	-0.7	0	-0.66	5.55
38319268	2017.08.04 15:30:07	sell	0.1	audusd	0.79562	0	03.04 15:36:43	0.79563	-0.7	0	0	-0.13
38306459	2017.08.02 15:48:10	sell	0.1	audusd	0.79557	0.7975	0.773.02 17:08:38	0.79759	-0.7	0	0	-25.33
												[sl]
38306455	2017.08.02 15:47:57	sell	0.1	eurusd	1.18287	1.186	1.1753.02 18:01:13	1.18601	-0.7	0	0	-39.37
												[sl]
38306447	2017.08.02 15:45:28	buy	0.1	usdjpy	110.941	110.5	1123.02 17:21:52	110.496	-0.7	0	0	-50.46
												[sl]
38306416	2017.08.02 15:42:54	sell	0.1	audusd	0.79595	0.798	03.02 17:13:57	0.79799	-0.7	0	0	-25.56
												[sl]
38306382	2017.08.02 15:40:33	sell	0.1	audusd	0.79578	0	03.02 15:41:24	0.79621	-0.7	0	0	-5.4
38306378	2017.08.02 15:40:22	sell	0.1	audusd	0.79591	0	03.02 15:41:42	0.79621	-0.7	0	0	-3.77
38306312	2017.08.02 15:29:30	buy	0.1	usdjpy	110.847	0	03.02 15:30:56	110.772	-0.7	0	0	-8.5
38291659	2017.08.02 11:29:40	sell	0.1	eurusd	1.18505	0	03.02 15:31:25	1.18361	-0.7	0	0	18.07
38291917	2017.08.01 05:10:32	buy	0.1	usdjpy	110.251	0	03.02 15:15:03	110.66	-0.7	0	0.25	46.38
38291709	2017.08.01 02:05:01	sell	0.1	audusd	0.8003	0	03.02 15:31:10	0.79689	-0.7	0	-0.33	42.79
38291705	2017.08.01 02:04:36	sell	0.1	audusd	0.80021	0	03.02 15:31:14	0.79693	-0.7	0	-0.33	41.16
38291703	2017.08.01 02:01:07	sell	0.1	audusd	0.80014	0	03.02 15:31:20	0.79688	-0.7	0	-0.33	40.91
38291915	2017.08.01 01:30:32	buy	0.1	usdjpy	110.323	0	03.01 01:31:26	110.297	-0.7	0	0	-2.95
38291908	2017.08.01 01:29:54	sell	0.1	eurusd	1.18306	0	03.02 15:31:04	1.18353	-0.7	0	0.38	-5.9
38291835	2017.08.01 01:22:08	sell	0.1	audusd	0.79966	0	03.01 01:25:45	0.79991	-0.7	0	0	-3.13
38291656	2017.08.01 00:55:51	sell	0.1	eurusd	1.18354	0	03.01 00:56:01	1.18369	-0.7	0	0	-1.87
38291631	2017.08.01 00:38:46	buy	0.1	usdjpy	110.271	109.58	112.58 3.01 00:52:54	110.235	-0.7	0	0	-4.08
38290160	2017.07.31 23:42:00	buy	0.1	usdjpy	110.265	109.88	112.53 0.01 00:35:32	110.232	-0.7	0	0.24	-3.74
38290153	2017.07.31 23:38:35	sell	0.1	audusd	0.80001	0	03.02 15:31:31	0.79669	-0.7	0	-0.66	41.67
38290061	2017.07.31 23:12:12	buy	0.1	usdjpy	110.276	109.98	113.73 1 23:32:57	110.268	-0.7	0	0	-0.91
38282629	2017.07.31 18:58:53	sell	0.1	eurusd	1.17999	0	07.31 23:04:44	1.18442	-0.7	0	0	-55.37
38284119	2017.07.31 07:01:23	sell	0.1	audusd	0.7972	0.8	07.31 22:02:29	0.8	-0.7	0	0	-35
												[sl]
38284118	2017.07.31 07:01:11	sell	0.1	eurusd	1.17316	0	07.31 16:19:46	1.174	-0.7	0	0	-10.54
38282621	2017.07.31 01:44:39	sell	0.1	eurusd	1.17516	0	07.31 01:44:52	1.17539	-0.7	0	0	-2.88
38277581	2017.07.28 03:32:38	balance Deposit										5 000.00
38274810	2017.07.27 15:07:16	sell	0.1	xausd	1261.99	1263	07.27 15:19:56	1263.04	0	0	0	-13.13
												[sl]
38269344	2017.07.26 22:14:11	sell	0.1	xausd	1261.9	0	07.27 05:01:25	1263.34	0	0	0.56	-17.92
38268618	2017.07.26 21:31:59	sell	0.1	eurusd	1.16933	0	07.26 21:51:02	1.1705	-0.7	0	0	-14.67
38268551	2017.07.26 21:27:53	sell	0.1	eurusd	1.16937	0	07.26 21:28:41	1.1697	-0.7	0	0	-4.14
38268560	2017.07.26 21:27:37	sell	0.1	audusd	0.79677	0	07.26 21:28:45	0.79742	-0.7	0	0	-8.15
38268523	2017.07.26 21:21:27	sell	0.1	audusd	0.79675	0	07.26 21:22:22	0.79716	-0.7	0	0	-5.14
38268364	2017.07.26 21:09:56	buy	0.1	eurusd	1.16998	0	07.26 21:11:27	1.16912	-0.7	0	0	-10.8
38261257	2017.07.25 19:57:54	sell	0.1	audusd	0.79487	0	07.26 21:09:34	0.79679	-0.7	0	-0.33	-24.1
38260463	2017.07.25 16:19:17	sell	0.1	eurusd	1.16942	0	07.26 21:09:39	1.16963	-0.7	0	0.38	-2.63
38260426	2017.07.25 16:14:59	sell	0.1	eurusd	1.17043	0	07.25 16:15:55	1.17068	-0.7	0	0	-3.14
38260391	2017.07.25 16:09:17	buy	0.1	eurusd	1.17064	0	07.25 16:11:28	1.17039	-0.7	0	0	-3.14
38260373	2017.07.25 16:07:46	buy	0.1	audusd	0.79622	0	07.25 19:56:49	0.79479	-0.7	0	0	-17.99
38260238	2017.07.25 15:48:36	sell	0.1	eurusd	1.16876	0	07.25 16:01:57	1.16941	-0.7	0	0	-8.17
38260237	2017.07.25 15:48:04	sell	0.1	audusd	0.79535	0	07.25 16:06:44	0.79622	-0.7	0	0	-10.93
38249898	2017.07.24 06:08:41	sell	0.1	eurusd	1.16682	0	07.25 15:20:29	1.1695	-0.7	0	0.38	-33.65
38248494	2017.07.24 01:07:07	sell	0.1	eurusd	1.16668	1.16825	1.157.24 03:01:20	1.16827	-0.7	0	0	-20.07
												[sl]
38241093	2017.07.21 15:13:52	sell	0.1	xausd	1250.04	1252	1235.01 7.21 15:51:36	1252	0	0	0	-24.73
												[sl]
38241022	2017.07.21 09:21:16	sell	0.1	eurusd	1.16502	0	07.21 17:35:00	1.16615	-0.7	0	0	-14.28
38241996	2017.07.21 01:06:00	sell	0.1	audusd	0.79568	0	07.25 15:20:23	0.79649	-0.7	0	-0.66	-10.17
38241902	2017.07.21 00:16:43	sell	0.1	eurusd	1.16297	0	07.21 17:35:09	1.16585	-0.7	0	0	-36.38
38240989	2017.07.20 18:17:46	sell	0.1	eurusd	1.16324	0	07.20 18:24:08	1.16333	-0.7	0	0	-1.13
38223915	2017.07.20 01:37:30	sell	0.1	audusd	0.796	0	07.20 17:29:26	0.79392	-0.7	0	0	26.2
38230350	2017.07.19 06:35:33	sell	0.1	eurusd	1.15373	0	07.20 17:27:36	1.15969	-0.7	0	1.15	-75.1
38228683	2017.07.18 22:26:28	sell	0.1	eurgbp	0.88593	0	07.20 17:27:29	0.8939	-0.7	0	0.11	-130.29
38223910	2017.07.18 09:23:11	sell	0.1	audusd	0.792	0	07.20 18:29:08	0.7957	-0.7	0	-1.33	-46.5
38223846	2017.07.18 07:54:07	sell	0.1	audusd	0.79001	0	07.18 07:54:25	0.79033	-0.7	0	0	-4.05
38223686	2017.07.18 07:02:12	sell	0.1	eurusd	1.15259	0	07.18 07:50:43	1.15298	-0.7	0	0	-4.94
38223586	2017.07.18 06:36:42	sell	0.1	audusd	0.78905	0	07.18 07:51:14	0.78984	-0.7	0	0	-10
38196944	2017.07.17 17:31:13	sell	0.1	eurusd	1.1481	1.1816	1.163.08 04:38:13	1.18164	-0.7	0	8.39	-422.78
												[sl]
38066232	2017.07.17 16:15:31	sell	0.1	audusd	0.7837	0	07.25 15:22:26	0.7963	-0.7	0	-2.66	-158.23
38066282	2017.07.14 22:43:45	sell	0.1	gbpusd	1.30983	1.305	07.18 20:58:20	1.30506	-0.7	0	0.43	60.23
												[sl]
38212705	2017.07.14 16:51:46	sell	0.1	audusd	0.7826	0	07.26 21:09:46	0.79711	-0.7	0	-3.33	-182.03

38212702	2017.07.14 16:51:36	sell	0.1	xauusd	1230.9	0	07.26 22:05:45	1262.3	0	0	1.89	-392.64
38068222	2017.07.14 09:16:54	sell	0.1	audusd	0.7758	0	07.18 07:59:57	0.79052	-0.7	0	-0.68	-186.21
38150589	2017.07.13 10:16:33	sell	0.1	audusd	0.77221	0.798	07.53 08:04:39:34	0.79326	-0.7	0	-7.96	-265.36
38196894	2017.07.12 14:54:51	buy	0.1	usdjpy	113.575	113.2	114.56 7.12 15:37:38	113.2	-0.7	0	0	-43.19
												[sl]
38135868	2017.07.11 17:32:50	sell	0.1	eurgbp	0.88781	0.89	0.875 7.12 15:39:15	0.89001	-0.7	0	0.03	-36.97
												[sl]
38184942	2017.07.11 16:08:10	buy	0.1	gbpusd	1.28501	0	07.12 14:35:02	1.28686	-0.7	0	-0.94	24.17
38180154	2017.07.07 23:02:43	sell	0.1	eurusd	1.14017	1.144	1.132 7.10 17:11:05	1.13926	-0.7	0	0.4	11.98
38180139	2017.07.07 22:59:36	sell	0.1	eurgbp	0.88486	0	07.10 17:26:09	0.88565	-0.7	0	0.03	-13.39
38157051	2017.07.07 18:10:07	buy	0.1	xauusd	1209.75	1210	1266 7.13 15:46:16	1219.39	0	0	-6.98	124.79
38157046	2017.07.07 16:06:28	buy	0.1	xauusd	1214.89	1210	1256 7.13 15:46:22	1219.28	0	0	-6.98	56.83
38155500	2017.07.07 15:57:23	sell	0.1	usdjpy	113.897	113.79	112 7.13 15:46:32	113.317	-0.7	0	-5.06	66.27
38169193	2017.07.07 02:06:27	buy	0.1	xauusd	1220.87	1210	1256 7.13 15:47:01	1219.08	0	0	-6.98	-23.17
38165825	2017.07.05 13:57:17	sell	0.1	gbpusd	1.29079	1.293	1.27 7.05 14:24:54	1.29153	-0.7	0	0	-9.73
38157043	2017.07.05 13:00:17	buy	0.1	xauusd	1219.93	0	07.13 15:46:49	1219.08	0	0	-11.66	-11.01
38152845	2017.07.05 06:35:41	sell	0.1	gbpusd	1.29353	1.2938	1.27 7.05 09:40:57	1.2938	-0.7	0	0	-3.54
												[sl]
38150538	2017.07.04 16:36:32	sell	0.1	gbpusd	1.29175	1.293	1.27 7.04 17:00:15	1.29308	-0.7	0	0	-17.48
												[sl]
38150423	2017.07.04 16:03:31	buy	0.1	eurusd	1.1347	1.1335	1.147 7.04 16:18:06	1.13414	-0.7	0	0	-7.37
38157743	2017.07.04 07:59:20	buy	0.1	xauusd	1223.35	1223	1255 7.04 16:19:48	1224.17	0	0	0	10.79
38157698	2017.07.04 07:49:32	sell	0.1	usdjpy	113.115	0	07.04 16:17:59	113.199	-0.7	0	0	-9.77
38156595	2017.07.04 05:45:17	buy	0.1	gbpusd	1.29349	0	07.04 16:17:54	1.29182	-0.7	0	0	-21.97
38156987	2017.07.04 05:14:53	buy	0.1	audusd	0.76658	0.765	0.772 7.04 07:31:27	0.76495	-0.7	0	0	-21.31
												[sl]
38156353	2017.07.04 03:20:36	buy	0.1	xauusd	1224.57	0	07.04 03:42:52	1224.51	0	0	0	-0.78
38155915	2017.07.04 02:08:26	sell	0.1	usdjpy	113.351	113.43	112 7.04 05:03:31	113.277	-0.7	0	0	8.52
38155506	2017.07.03 23:40:00	sell	0.1	usdjpy	113.428	0	07.03 23:41:12	113.46	-0.7	0	0	-3.68
38155484	2017.07.03 23:24:42	buy	0.1	eurusd	1.13658	1.1362	1.15 7.04 05:03:41	1.13692	-0.7	0	-1.13	4.43
38155482	2017.07.03 23:23:07	buy	0.1	xauusd	1222.3	0	07.03 23:42:44	1219.54	0	0	0	-36.04
38154637	2017.07.03 16:44:19	sell	0.1	gbpusd	1.29539	1.2973	1.278 7.04 02:14:00	1.29446	-0.7	0	0.22	12.13
38150548	2017.07.03 01:11:57	sell	0.1	eurusd	1.14243	1.1415	1.127 7.03 07:46:22	1.14153	-0.7	0	0	11.73
												[sl]
38149031	2017.06.30 23:58:39	sell	0.1	gbpusd	1.30251	1.30155	1.27 7.03 10:12:03	1.30156	-0.7	0	0.22	12.38
												[sl]
									-818.72	0	-115.33	-6 850.82
												Closed P/L: -7 784.87

Open Trades:

Ticket	Open Time	Type	Volume	Item	Price	S / L	T / P	Price	Commission	Taxes	Swap	Profit
42455387	2019.04.24 04:30:02	buy	0.1	gbpaud	1.83277	0	1.89	1.83837	0	0	0	56
42476541	2019.04.23 21:53:00	buy	0.1	usdcad	1.34421	0	1.5	1.34475	0	0	0.21	5.71
42383781	2019.04.23 16:04:58	buy	0.1	xauusd	1266.99	0	0	1270.24	0	0	-1.75	46.2
42459868	2019.04.23 04:11:23	buy	0.1	gbpjpy	144.999	0	155	144.675	0	0	0.18	-41.2
42467537	2019.04.18 23:05:54	sell	0.1	nzdusd	0.66793	0.67	0.62	0.66229	0	0	0.32	80.16
42467513	2019.04.18 22:58:28	sell	0.1	gbpjpy	145.315	145.8	142	144.693	0	0	-2.64	79.08
42454479	2019.04.18 17:21:27	sell	0.1	audjpy	80	0	70	78.656	0	0	-2.57	170.87
42455386	2019.04.17 01:45:07	buy	0.1	gbpaud	1.82219	0	1.85	1.83837	0	0	-5.17	161.8
42383780	2019.04.16 16:11:40	buy	0.1	xauusd	1276.99	0	0	1270.24	0	0	-13.9	-95.95
42443352	2019.04.12 23:13:59	sell	0.1	itcusd	78.31	88	58	73.51	0	0	-9.34	68.23
42443337	2019.04.12 23:00:20	sell	0.1	audusd	0.71719	0	0.67	0.70361	0	0	1.31	193
42414928	2019.04.08 22:37:54	buy	0.1	itcusd	88.96	0	378	72.51	0	0	-12.55	-233.84
42414925	2019.04.08 22:36:27	buy	0.1	ethusd	181.09	0	870	167.53	0	0	-2.63	-19.28
42414835	2019.04.08 21:43:48	buy	0.1	btcusd	5219.75	0	0	5546.25	0	0	-8.07	46.41
42405541	2019.04.05 22:49:39	sell	0.1	audusd	0.71015	0	0.67	0.70361	0	0	2.23	92.95
42405478	2019.04.05 22:07:47	sell	0.1	audjpy	79.337	0	77.6	78.656	0	0	-10.95	86.58
42398747	2019.04.04 19:43:31	sell	0.1	ndx100	7499.65	0	0	7813.8	0	0	-0.04	-44.66
42398754	2019.04.04 06:12:17	sell	0.1	hk50	29797.5	0	0	29945.3	0	0	-2.69	-26.8
42398757	2019.04.04 06:10:07	sell	0.1	china50	13498.8	0	0	13881.3	0	0	0	-54.37
42395698	2019.04.03 14:21:49	buy	0.1	gbpusd	1.31685	0	1.78	1.29319	0	0	-26.26	-336.32
42395694	2019.04.03 14:20:39	buy	0.1	gbpjpy	146.852	0	155	144.675	0	0	3.77	-276.83
42395692	2019.04.03 14:20:14	buy	0.1	gbpcad	1.75211	0	2	1.73895	0	0	-14.81	-139.13
42395688	2019.04.03 14:19:38	buy	0.1	gbpaud	1.85063	0	2.8	1.83837	0	0	-15.51	-122.6
42395686	2019.04.03 14:19:07	sell	0.1	eurgbp	0.85399	0	0.6	0.8672	0	0	6.15	-242.89
42334304	2019.04.03 09:30:46	buy	0.1	gbpjpy	146.601	0	156	144.675	0	0	3.77	-244.91
42379428	2019.04.03 04:26:47	sell	0.1	china50	13298.8	0	12300	13881.3	0	0	0	-82.8
42385788	2019.04.02 16:31:33	sell	0.1	ws30	26199.21	0	25200	26655.52	0	0	-3.6	-64.86
42379415	2019.04.01 06:44:49	sell	0.1	china50	13341.3	0	0	13881.3	0	0	0	-76.76
42379413	2019.04.01 06:43:58	sell	0.1	hk50	29550.7	0	2700	29945.3	0	0	-3.74	-71.54

42376434	2019.03.29 17:02:19	sell	0.1	china50	13141.3	0	10000	13881.3	0	0	0	-105.19
42376386	2019.03.29 16:54:52	sell	0.1	hk50	29125.8	0	17000	29945.3	0	0	-4.09	-148.57
42376361	2019.03.29 16:47:56	sell	0.1	ndx100	7350.26	0	7000	7813.8	0	0	-0.37	-65.89
42376360	2019.03.29 16:47:31	sell	0.1	ws30	25801.39	0	25000	26655.52	0	0	-3.6	-121.41
42376325	2019.03.29 16:35:28	sell	0.1	us500	2828.52	0	2700	2934.25	0	0	-4.28	-150.29
42376323	2019.03.29 16:34:26	sell	0.1	us2000	1543.13	0	1350	1585.68	0	0	-0.92	-60.49
42376143	2019.03.29 16:07:36	sell	0.1	us2000	1544.28	0	1000	1585.68	0	0	-0.92	-58.85
42376139	2019.03.29 16:06:54	sell	0.1	us500	2830.75	0	2700	2934.25	0	0	-4.28	-147.12
42376133	2019.03.29 16:06:11	sell	0.1	ndx100	7367.92	0	7000	7813.8	0	0	-0.37	-63.38
42376126	2019.03.29 16:05:20	sell	0.1	ndx100	7369.17	0	5000	7813.8	0	0	-0.37	-63.2
42376104	2019.03.29 16:03:23	sell	0.1	ws30	25865.09	0	20000	26655.52	0	0	-3.6	-112.36
42376076	2019.03.29 16:00:21	sell	0.1	us500	2829.76	0	2000	2934.25	0	0	-4.28	-148.53
42376042	2019.03.29 15:57:32	sell	0.1	usdjpy	110.775	0	100	111.881	0	0	-32.68	-140.61
42375982	2019.03.29 15:51:07	sell	0.1	usdcnh	6.717	0	0.667	6.72671	0	0	-3.78	-20.52
42375981	2019.03.29 15:50:19	sell	0.1	usdchf	0.99519	0	0.97	1.02092	0	0	-39.02	-358.33
42326852	2019.03.21 14:33:12	sell	0.1	us500	2810.18	0	2000	2934.25	0	0	-5.45	-176.36
42316043	2019.03.21 14:14:11	sell	0.1	hk50	28999.9	0	0	29945.3	0	0	-5.58	-171.39
42296660	2019.03.13 05:52:33	sell	0.3	hk50	28789.1	0	28128	29945.3	0	0	-21.47	-628.83
42282067	2019.03.11 04:02:27	sell	0.1	china50	12227.5	0	7000	13881.3	0	0	0	-235.09
42275818	2019.03.08 03:52:42	sell	0.1	asx200	6211.58	0	5000	6381.59	0	0	-1.25	-17
4228273	2019.03.07 16:46:31	sell	1	hk50	28558.9	0	20000	29945.3	0	0	-124.06	-2 513.44
42177094	2019.02.14 15:31:54	sell	0.1	us500	2755.71	0	0	2934.25	0	0	-14.14	-253.79
42177090	2019.02.14 15:31:42	sell	0.1	ndx100	7035.42	0	0	7813.8	0	0	-1.8	-110.65
42176770	2019.02.14 14:31:11	sell	0.1	ws30	25583.55	0	22000	26655.52	0	0	-11.67	-152.38
42063281	2019.01.15 20:36:26	buy	0.1	usdcnh	6.78321	0	16	6.72555	0	0	-2.52	-121.87
									0	0	-408.78	-7 233.29
											Floating P/L:	-7 642.07

Working Orders:

Ticket	Open Time	Type	Volume	Item	Price	S/L	T/P	Market Price
42457509	2019.04.18 22:52:58	sell stop	0.1	eurgbp	0.8628	0	0.8	0.86707
42455415	2019.04.16 22:41:38	buy stop	0.1	gbpusd	1.308	0	1.58	1.29334
42455388	2019.04.16 22:28:09	buy stop	0.1	gbpcad	1.74595	0	1.76	1.73929
42454703	2019.04.16 17:42:11	buy stop	0.1	xauusd	1280	0	1328	1270.46
42454651	2019.04.16 17:33:22	buy stop	0.1	gbpusd	1.31	0	1.37	1.29334
42454408	2019.04.16 16:59:55	sell stop	0.1	asx200	6200	0	5000	6380.59
42448996	2019.04.15 23:54:31	buy limit	0.1	ethusd	139	0	0	170.53
42414931	2019.04.08 22:39:53	buy limit	0.1	ltcusd	60	0	0	73.51
42414929	2019.04.08 22:39:14	buy limit	0.1	ltcusd	67	0	0	73.51
42413343	2019.04.08 14:54:32	sell stop	0.1	us500	2870	0	2500	2933.75
42413335	2019.04.08 14:51:16	sell stop	0.1	us500	2850	0	2000	2933.75
42403078	2019.04.04 20:51:38	buy limit	0.1	audnzd	1.029	0	0	1.06248
42403077	2019.04.04 20:51:17	buy limit	0.1	audnzd	1.035	0	0	1.06248
42403075	2019.04.04 20:50:47	buy limit	0.1	audnzd	1.039	0	0	1.06248
42401061	2019.04.04 13:28:48	buy limit	0.1	btcusd	3300	0	0	5566.25
42401060	2019.04.04 13:28:33	buy limit	0.1	btcusd	3700	0	0	5566.25
42401058	2019.04.04 13:28:15	buy limit	0.1	btcusd	3990	0	0	5566.25
42401055	2019.04.04 13:27:52	buy limit	0.1	btcusd	4130	0	0	5566.25
42379436	2019.04.01 06:47:12	sell stop	0.1	china50	12950	0	11950	13871.3
42379411	2019.04.01 06:42:58	sell stop	0.1	us500	2838	0	0	2933.75
42379409	2019.04.01 06:42:09	sell stop	0.1	us500	2800	0	2500	2933.75
42379407	2019.04.01 06:41:25	sell stop	0.1	ndx100	7399	0	0	7811.8
42379405	2019.04.01 06:40:48	sell stop	0.1	ndx100	7390	0	7190	7811.8
42379396	2019.04.01 06:39:03	sell stop	0.1	ws30	25000	0	23000	26652.52
42379388	2019.04.01 06:37:03	sell stop	0.1	ws30	26000	0	20000	26652.52
42379386	2019.04.01 06:36:05	sell stop	0.1	ws30	26000	0	25000	26652.52
42301952	2019.03.14 00:27:20	buy stop	0.1	gbpusd	1.335	0	1.355	1.29334
42301916	2019.03.14 00:14:40	buy limit	0.1	gbpcad	1.655	0	0	1.73929
42301539	2019.03.13 23:06:59	buy limit	0.1	gbpcad	1.55	0	0	1.73929
42301536	2019.03.13 23:06:37	buy limit	0.1	gbpcad	1.65	0	0	1.73929
42265983	2019.03.11 21:56:29	buy limit	0.1	gbpaud	1.6	0	0	1.83869
42063297	2019.01.15 20:39:45	buy limit	0.1	usdcnh	6.6	0	9.6	6.72671
42063295	2019.01.15 20:39:11	buy limit	0.1	usdcnh	6.65	0	9.7	6.72671
42063240	2019.01.15 20:14:23	buy limit	0.1	audnzd	1.02	0	1.25	1.06248
42063239	2019.01.15 20:13:52	buy limit	0.1	audnzd	1.025	0	1.25	1.06248
42045405	2019.01.10 15:26:36	sell limit	0.1	eurusd	1.18	0	1.12	1.12139
42045402	2019.01.10 15:25:53	sell limit	0.1	eurusd	1.17	0	1.12	1.12139
41939457	2018.12.18 19:55:43	buy limit	0.1	xauusd	1223	1218	1300	1270.46
41437855	2018.10.02 23:04:19	buy limit	0.1	xauusd	1160	0	1260	1270.46
41437850	2018.10.02 23:03:47	buy limit	0.1	xauusd	1180	0	1300	1270.46

41099868 2018.08.07 15:00:17 sell limit 0.1 audusd 0.75 0 0.67 0.70348

Summary:

Deposit/Withdrawal: 10 000.00
Closed Trade P/L: -7 784.87
Balance: 35 247.72

Credit Facility: 0
Floating P/L: -7 642.07
Equity: 27 605.65

Margin: 5 066.34
Free Margin: 22 539.31

 **Online:**
www.computershare.com.au/easyupdate/tga

 **By Mail:**
Computershare Investor Services Pty Limited
GPO Box 2975 Melbourne
Victoria 3001 Australia

Enquiries:
(within Australia) 1300 855 080
(international) +61 3 9415 4000

Holder Identification Number (HIN)

HIN WITHHELD

ASX Code	TGA
TFN/ABN Status	Quoted
Record Date	4 July 2017
Payment Date	18 July 2017
Direct Credit Reference No.	806098

001262 000 TGA



ERCAI SUPER PTY LTD
<ERCAI SUPER FUND A/C>
724A STATION STREET
BOX HILL VIC 3128

2017 Final Dividend

Dear Shareholder,

This payment represents a final dividend of 2.5 cents per share for the year ended 31 March 2017. This dividend is paid on the shares registered in your name and entitled to participate as at the record date of 4 July 2017. This payment is 100% franked at the corporate tax rate of 30%.

Please register at www.computershare.com.au/easyupdate/tga in order to update your TFN, bank account and other details online.

Mr Peter Forsberg
Company Secretary

Class Description	Amount per Security	Number of Securities	Franked Amount	Unfranked Amount	Gross Payment
Ordinary Shares	2.5 Cents	11,250	\$281.25	\$0.00	\$281.25
Net Payment					\$281.25
Franking Credit					\$120.54

Note: You should retain this statement to assist you in preparing your tax return.

Your Payment Instruction

MACQUARIE BANK LTD
BSB: 182-512 Account number: XXXXXXX56

Amount Deposited
AUD\$281.25

If payment cannot be made to the above instruction, a cheque will be forwarded to your registered address.



ACN 072 507 147

001118 000 TGA



ERCAI SUPER PTY LTD
<ERCAI SUPER FUND A/C>
724A STATION STREET
BOX HILL VIC 3128

Update your information.

Online:
www.computershare.com.au/easyupdate/tga

By Mail:
Computershare Investor Services Pty Limited
GPO Box 2975 Melbourne
Victoria 3001 Australia

Enquiries:

(within Australia) 1300 855 080
(international) +61 3 9415 4000

Holder Identification Number (HIN)

HIN WITHHELD

ASX Code	TGA
TFN/ABN Status	Quoted
Record Date	5 January 2018
Payment Date	19 January 2018
Direct Credit Reference No.	805214

2018 Interim Dividend

Dear Shareholder,

This payment represents an interim dividend of 1 cent per share for the half year ended 30 September 2017. This dividend is paid on the shares registered in your name and entitled to participate as at the record date of 5 January 2018. This payment is 100% franked at the corporate tax rate of 30%.

Please register at www.computershare.com.au/easyupdate/tga in order to update your TFN, bank account and other details online.

Mr Peter Forsberg
Company Secretary

Class Description	Amount per Security	Number of Securities	Franked Amount	Unfranked Amount	Gross Payment
Ordinary Shares	1 Cent	11,250	\$112.50	\$0.00	\$112.50
Net Payment					\$112.50
Franking Credit					\$48.21

Note: You should retain this statement to assist you in preparing your tax return.

Your Payment Instruction

MACQUARIE BANK LTD
BSB: 182-512 Account number: XXXXXXX56

Amount Deposited

AUD\$112.50

If payment cannot be made to the above instruction, a cheque will be forwarded to your registered address.

Payment Advice

WP4



All Registry communications to:

C/- Link Market Services Limited
Locked Bag A14, Sydney South, NSW, 1235
Telephone: 1300 554 474
ASX Code: NCM
Email: registrars@linkmarketservices.com.au
Website: www.linkmarketservices.com.au

NEWCREST MINING LIMITED

ABN: 20 005 683 625

ERCAI SUPER PTY LTD <ERCAI SUPER FUND A/C>
724A STATION STREET
BOX HILL VIC
3128

DIVIDEND STATEMENT

Reference No.: X*****8011
Payment Date: 27 October 2017
Record Date: 21 September 2017

Security Description	Dividend Rate per Share	Participating Shares	Unfranked Amount	Franked Amount	Total Payment	Franking Credit
NCM - ORDINARY FULLY PAID	\$0.09417378	8,471	\$239.33	\$558.42	\$797.75	\$239.32
	Less Withholding Tax					\$0.00
	Net Amount					AUD 797.75
	Represented By:					
	Direct Credit amount					AUD 797.75

BANKING INSTRUCTIONS

The amount of AUD 797.75 was deposited to the bank account detailed below:

MACQUARIE BANK

ERCAI SUPER PTY LTD <ERCAI SUPER>
BSB: 182-512 ACC: *****0156

DIRECT CREDIT REFERENCE NO.: 1208632253

FRANKING INFORMATION

Franked Rate per Share \$0.06592165
Franking Percentage 70%
Company Tax Rate 30%

AUSTRALIAN TAX INFORMATION (A\$)

Income Description	Amount
Conduit Foreign Income (CFI)	\$0.00
Nil CFI	\$239.33
Total unfranked Income	<u>\$239.33</u>

Withholding tax is not payable by non-residents on the Conduit Foreign income portion of the unfranked dividend amount. The total amount together with the franking credit (if any) should be disclosed as assessable income in your Australian tax return.

This dividend statement relates to the final dividend of US 7.5 cents per share (paid as 9.417378 Australian cents at A\$1.00 = US\$0.7964), payable on ordinary shares entitled to receive the dividend at the Record Date. This dividend is 70% franked at the company tax rate of 30% and the unfranked portion has NIL conduit foreign income.

Note: You may require this statement for taxation purposes. All investors should seek independent advice relevant to their own particular circumstances.

Please ensure your details are current by viewing and updating via the online service centre.



NEWCREST
MINING LIMITED

Newcrest Mining Limited
ABN 20 005 683 625
www.newcrest.com.au

All Registry communications to:
Link Market Services Limited
Locked Bag A14, Sydney South NSW 1235
Telephone: +61 (300 554 474) *Not this number*
ASX Code: NCM
Email: registrars@linkmarketservices.com.au
Website: www.linkmarketservices.com.au



028 008728

ERCAI SUPER PTY LTD
<ERCAI SUPER FUND A/C>
724A STATION STREET
BOX HILL VIC 3128

Key Details

Payment Date: 2 May 2018
Record Date: 22 March 2018
SRN/HIN: X00066908011
TFN/ABN Status: Received or Recorded

Interim dividend statement for the half year ended 31 December 2017

This dividend statement relates to the interim dividend of US 7.5 cents per share (paid as 9.684917 Australian cents at A\$1.00 = US\$0.7744), payable on ordinary shares entitled to receive the dividend at the Record Date. This dividend is 100% franked at the company tax rate of 30%.

Description	Dividend rate per share	Participating holding	Unfranked amount	Franked amount	Total amount	Franking credit
Ordinary Shares	A\$0.09684917	8,471	A\$0.00	A\$820.41	A\$820.41	A\$351.60
				Net amount:	A\$820.41	

PAYMENT INSTRUCTIONS

BANK NAME: MACQUARIE BANK

BSB: 182-512
Account Number: *****0156
Account Name: Ercai Super Pty Ltd <ERCAI SUPER
Payment Reference Number: 001215494288

Retain this statement to assist in preparing your tax return.

WPB

ERCAI SUPERANNUATION FUND
GENERAL LEDGER FOR THE PERIOD 01/07/2017 TO 30/06/2018
FROM ACCOUNT 242/001 TO 242/002 - ENTRIES: ALL

Printed: Wednesday 1 May, 2019 @ 15:51:08

Date	Ref	Type	Units	Debits \$	Credits \$	Balance \$
242 <u>Employer Contributions - Concessional</u>						
242/001 <u>Cai, Zhu Hong</u>						
29/06/2018	0	Bank Statement			25,000.00	(25,000.00)
Narration: ATO						
242/002 <u>Zheng, Xiaohui</u>						
31/10/2017	0	Bank Statement			702.00	(702.00)
Narration: SBSCH						
07/02/2018	0	Bank Statement			702.00	(1,404.00)
Narration: SBSCH						
11/05/2018	0	Bank Statement			702.00	(2,106.00)
Narration: ATO						
29/06/2018	0	Bank Statement			22,192.00	(24,298.00)
Narration: Employer contribution						
29/06/2018	0	Bank Statement			702.00	(25,000.00)
Narration: Super guarantee						
				Total Debits:		
				Total Credits:	\$50,000.00	
				Current Year Profit/(Loss):	N/A	


WP6

Summer Li

From: Kevin Zhu
Sent: Monday, 8 April 2019 9:15 AM
To: Summer Li
Subject: FW: More Documents Needed - Ercal Superannuation Fund

Follow Up Flag: Follow up
Flag Status: Flagged

From: Robert Cai <robcai27@gmail.com>
Sent: Sunday, 7 April 2019 6:03 PM
To: Kevin Zhu <kevin@tridentfinancial.com.au>
Subject: Re: More Documents Needed - Ercal Superannuation Fund



Australian Government
Australian Taxation Office

Print

To save this page as a pdf use your print view options
ZHU HONG CAI
170054356

Payments

Privacy: For important information about your privacy see our privacy notice

Payment instructions for 01/07/2017 - 30/06/2018

Date Lodged

24/06/2018

Payment made date

25/06/2018

Status

Payment made

Employees

Employee name	Super guarantee	Additional employer	Salary sacrifice	Employee voluntary	Total	Status
CAI, RICHARD - THE TRUSTEE FOR ERCAI SUPERANNUATION FUND			\$25,000.00		\$25,000.00	Paym€
CAI, ZHU HONG - THE TRUSTEE FOR ERCAI SUPERANNUATION FUND			\$0.00		\$0.00	
ZHENG, XIAOHUI - THE TRUSTEE FOR ERCAI SUPERANNUATION FUND	\$702.00	\$22,192.00	\$0.00	\$0.00	\$22,894.00	Paym€
Totals	\$702.00	\$22,192.00	\$25,000.00	\$0.00	\$47,894.00	

On Sun, 7 Apr 2019 at 18:00, Robert Cai <robcai27@gmail.com> wrote:

24/06/2018

Payment made date

25/06/2018


Status

Payment made

Employees

Employee name	Super guarantee	Additional employer	Salary sacrifice	Employee voluntary	Total	Status
CAI, RICHARD - THE TRUSTEE FOR ERCAI SUPERANNUATION FUND			\$25,000.00		\$25,000.00	Payme
CAI, ZHU HONG - THE TRUSTEE FOR ERCAI SUPERANNUATION FUND			\$0.00		\$22,894.00	Payme
ZHENG, XIAOHUI - THE TRUSTEE FOR ERCAI SUPERANNUATION FUND	\$702.00	\$22,192.00	\$0.00	\$0.00	\$22,894.00	Payme
Totals	\$702.00	\$22,192.00	\$25,000.00	\$0.00	\$47,894.00	

On Sun, 7 Apr 2019 at 18:00, Robert Cai <robcai27@gmail.com> wrote:



Australian Government

Australian Taxation Office

Print

To save this page as a pdf use your print view options
ZHU HONG CAI
170054356

Payments

Privacy: For important information about your privacy see our privacy notice

Payment instructions for 01/01/2018 - 31/03/2018

Date Lodged

06/05/2018

Payment made date

07/05/2018

Status

Payment made

Employees

Employee name

Super guarantee

Additional employer

Salary sacrifice

Employee voluntary

Total

Statu


CAI, RICHARD - THE TRUSTEE FOR ERCAI SUPERANNUATION FUND

CAI, ZHU HONG - THE TRUSTEE FOR ERCAI SUPERANNUATION FUND

ZHENG, XIAOHUI - THE TRUSTEE FOR ERCAI SUPERANNUATION FUND

Employee name	Super guarantee	Additional employer	Salary sacrifice	Employee voluntary	Total	Statu
CAI, RICHARD - THE TRUSTEE FOR ERCAI SUPERANNUATION FUND						
CAI, ZHU HONG - THE TRUSTEE FOR ERCAI SUPERANNUATION FUND						
ZHENG, XIAOHUI - THE TRUSTEE FOR ERCAI SUPERANNUATION FUND	\$702.00	\$0.00	\$0.00	\$0.00	\$702.00	Payr
Totals	\$702.00	\$0.00	\$0.00	\$0.00	\$702.00	

On Sun, 7 Apr 2019 at 17:59, Robert Cai <robcai27@gmail.com> wrote:



Australian Government Australian Taxation Office

Print

To save this page as a pdf use your print view options
ZHU HONG CAI
1700544356

Payments

Privacy: For important information about your privacy see our [privacy notice](#)

Payment instructions for 01/10/2017 - 31/12/2017

Date Lodged

06/02/2018

Payment made date

07/02/2018


Status

Payment made

Employees

Employee name	Super guarantee	Additional employer	Salary sacrifice	Employee voluntary	Total	Stat
ZHENG, XIAOHUI - THE TRUSTEE FOR ERCAI SUPERANNUATION FUND	\$702.00	\$0.00	\$0.00	\$0.00	\$702.00	Payr
Totals	\$702.00	\$0.00	\$0.00	\$0.00	\$702.00	

On Sun, 7 Apr 2019 at 17:55, Robert Cai <robcai27@gmail.com> wrote:



Australian Government
Australian Taxation Office

Print

To save this page as a pdf use your print view options
ZHU HONG CAI
170054356

Payments

Privacy: For important information about your privacy see our privacy notice

Payment instructions for 01/07/2017 - 30/09/2017

Date Lodged

29/10/2017

Payment made date

31/10/2017

Status

Payment made

Employees

Employee name	Super guarantee	Additional employer	Salary sacrifice	Employee voluntary	Total	Sta
ZHENG, XIAOHUI - THE TRUSTEE FOR ERCAI SUPERANNUATION FUND	\$702.00	\$0.00	\$0.00	\$0.00	\$702.00	Pay
Totals	\$702.00	\$0.00	\$0.00	\$0.00	\$702.00	

On Fri, 5 Apr 2019 at 09:51, Kevin Zhu <kevin@tridentfinancial.com.au> wrote:

WP7

ERCAI SUPERANNUATION FUND
GENERAL LEDGER FOR THE PERIOD 01/07/2017 TO 30/06/2018
FROM ACCOUNT 250/001 TO 250/001 - ENTRIES: ALL
Printed: Monday 29 April, 2019 @ 14:46:50

Date	Ref	Type	Units	Debits	Credits	Balance
				\$	\$	\$
250 Interest Received						
250/001 Cash at Bank - MOG 962730156						
31/07/2017	0	Bank Statement			92.68	(92.68)
Narration: Jul Int						
31/08/2017	0	Bank Statement			89.53	(182.21)
Narration: Aug Int						
29/09/2017	0	Bank Statement			88.02	(270.23)
Narration: Sep Int						
31/10/2017	0	Bank Statement			88.99	(359.22)
Narration: Oct Int						
30/11/2017	0	Bank Statement			80.75	(439.97)
Narration: Nov int						
29/12/2017	0	Bank Statement			84.26	(524.23)
Narration: Dec int						
31/01/2018	0	Bank Statement			73.92	(598.15)
Narration: Jan int						
28/02/2018	0	Bank Statement			68.45	(666.60)
Narration: Feb int						
29/03/2018	0	Bank Statement			74.43	(741.03)
Narration: Mar Int						
30/04/2018	0	Bank Statement			72.91	(813.94)
Narration: Apr int						
31/05/2018	0	Bank Statement			70.35	(884.29)
Narration: May int						
29/06/2018	0	Bank Statement			72.00	(956.29)
Narration: Jun int						

Total Debits:
Total Credits: **\$956.29**
Current Year Profit/(Loss): **N/A**

wf8



9/435 Williamstown Road
Port Melbourne VIC 3207
Ph: 03 9988 0008
Fax: 03 9830 7987
ABN: 78 242 489 669

Zhu Hong Cai
22 Cochrane Street
BRIGHTON VIC 3186

TAX INVOICE / STATEMENT

Reference: 3461D
Account Code: CAIZHU
Manager: EASTREGION
Statement No: 21

Page 1 of 1
14 July, 2017

Detail	Charge	Paid From	Paid To	On Account	Amount
Income					
XiaoJun Chen & Siyuan Shen	811C/11 Shamrock Street, ABBOTSFORD VIC 3067				
Rent	\$636.00	05-Jul-17	18-Jul-17	\$0.00	\$636.00
	Total Income				\$636.00
Agent Fees					
Commission on Rental					-\$63.60
GST on Commission on Rental					-\$6.36
	Total Agent Fees				-\$69.96
Distribution of Funds					
Zhu Hong Cai	Banked into Account 182-512 962730156				\$566.04
	Total Distribution of Funds				\$566.04

TEBTER PROPERTY

9/435 Williamstown Road
 Port Melbourne VIC 3207
 Ph: 03 9988 0008
 Fax: 03 9830 7987
 ABN: 78 242 489 669

Zhu Hong Cai
 22 Cochrane Street
 BRIGHTON VIC 3186

TAX INVOICE / STATEMENT

Reference: 3611D
 Account Code: CAIZHU
 Manager: INTERNATIONAL
 Statement No: 22

Page 1 of 1
 27 July, 2017

Detail	Charge	Paid From	Paid To	On Account	Amount
Income					
XiaoJun Chen & Siyuan Shen	811C/11 Shamrock Street, ABBOTSFORD VIC 3067				
Rent	\$636.00	19-Jul-17	01-Aug-17	\$0.00	\$636.00
					<u>Total Income</u>
					\$636.00
Agent Fees					
Commission on Rental					-\$63.80
GST on Commission on Rental					-\$6.36
					<u>Total Agent Fees</u>
					-\$69.96
Distribution of Funds					
Zhu Hong Cai	Banked into Account 182-512 962730156				\$566.04
					<u>Total Distribution of Funds</u>
					\$566.04

TEBTER PROPERTY

Zhu Hong Cai
22 Cochrane Street
BRIGHTON VIC 3186

9/435 Williamstown Road
Port Melbourne VIC 3207
Ph: 03 9988 0008
Fax: 03 9830 7987
ABN: 78 242 489 669

TAX INVOICE / STATEMENT

Reference: 3751D
Account Code: CAIZHU
Manager: INTERNATIONAL
Statement No: 23

Page 1 of 1
10 August, 2017

Detail	Charge	Paid From	Paid To	On Account	Amount
Income					
XiaoJun Chen & Siyuan Shen	811C/11 Shamrock Street, ABBOTSFORD VIC 3067				
Rent	\$636.00	02-Aug-17	15-Aug-17	\$0.00	\$636.00
					<u>Total Income</u>
					\$636.00
Agent Fees					
Commission on Rental					-\$63.60
GST on Commission on Rental					-\$6.36
					<u>Total Agent Fees</u>
					-\$69.96
Deductions					
Smoke Alarm Service 19/07/2017	Detector Inspector (VIC) Pty Ltd				-\$90.00
GST on Smoke Alarm Service 19/07/2017	Detector Inspector (VIC) Pty Ltd				-\$9.00
					<u>Total Deductions</u>
					-\$99.00
Distribution of Funds					
Zhu Hong Cai	Banked into Account 182-512 962730156				\$467.04
					<u>Total Distribution of Funds</u>
					\$467.04

TEBTER PROPERTY

Zhu Hong Cai
22 Cochrane Street
BRIGHTON VIC 3186

9/435 Williamstown Road
Port Melbourne VIC 3207
Ph: 03 9988 0008
Fax: 03 9830 7987
ABN: 78 242 489 669

TAX INVOICE / STATEMENT

Reference: 3892D
Account Code: CAIZHU
Manager: INTERNATIONAL
Statement No: 24

Page 1 of 1
24 August, 2017

Detail	Charge	Paid From	Paid To	On Account	Amount
Income					
XiaoJun Chen & Siyuan Shen					
Rent	\$636.00	16-Aug-17	29-Aug-17	\$0.00	\$636.00
	Total Income				\$636.00
Agent Fees					
Commission on Rental					-\$63.60
GST on Commission on Rental					-\$6.36
	Total Agent Fees				-\$69.96
Distribution of Funds					
Zhu Hong Cai		Banked into Account 182-512 962730156			\$566.04
	Total Distribution of Funds				\$566.04

TEBTER PROPERTY

Zhu Hong Cai
22 Cochrane Street
BRIGHTON VIC 3186

9/435 Williamstown Road
Port Melbourne VIC 3207
Ph: 03 9988 0008
Fax: 03 9830 7987
ABN: 78 242 489 669

TAX INVOICE / STATEMENT

Reference: 4041D
Account Code: CAIZHU
Manager: INTERNATIONAL ✓
Statement No: 25

Page 1 of 1
7 September, 2017.

Detail	Charge	Paid From	Paid To	On Account	Amount
Income					
XiaoJun Chen & Siyuan Shen	811C/11 Shamrock Street, ABBOTSFORD VIC 3067				
Rent	\$636.00	30-Aug-17	12-Sep-17	\$0.00	\$636.00
	Total Income				\$636.00
Agent Fees					
Commission on Rental					-\$63.60
GST on Commission on Rental					-\$6.36
	Total Agent Fees				-\$69.96
Distribution of Funds					
Zhu Hong Cai	Banked into Account 182-512 962730156				\$566.04
	Total Distribution of Funds				\$566.04

TEBTER PROPERTY

9/435 Williamstown Road
 Port Melbourne VIC 3207
 Ph: 03 9988 0008
 Fax: 03 9830 7987
 ABN: 78 242 489 669

Zhu Hong Cai
 22 Cochrane Street
 BRIGHTON VIC 3186

TAX INVOICE / STATEMENT

Reference: 4169D
 Account Code: CAIZHU
 Manager: INTERNATIONAL
 Statement No: 26

Page 1 of 1
 21 September, 2017

Detail	Charge	Paid From	Paid To	On Account	Amount
Income					
XiaoJun Chen & Siyuan Shen					
Rent	\$636.00	13-Sep-17	26-Sep-17	\$0.00	\$636.00
					Total Income
					\$636.00
Agent Fees					
Commission on Rental					-\$63.60
GST on Commission on Rental					-\$6.36
					Total Agent Fees
					-\$69.96
Distribution of Funds					
Zhu Hong Cai					\$566.04
					Total Distribution of Funds
					\$566.04

TEBTER PROPERTY

9/435 Williamstown Road
 Port Melbourne VIC 3207
 Ph: 03 9988 0008
 Fax: 03 9830 7987
 ABN: 78 242 489 669



Zhu Hong Cai
 22 Cochrane Street
 BRIGHTON VIC 3186

TAX INVOICE / STATEMENT

Reference: 4302D
 Account Code: CAIZHU
 Manager: INTERNATIONAL
 Statement No: 27

Page 1 of 1
 5 October, 2017

Detail	Charge	Paid From	Paid To	On Account	Amount
Income					
XiaoJun Chen & Siyuan Shen					
Rent	\$636.00	27-Sep-17	10-Oct-17	\$0.00	\$636.00
	Total Income				\$636.00
Agent Fees					
Commission on Rental					(\$63.60)
GST on Commission on Rental					(\$6.36)
	Total Agent Fees				(\$69.96)
Distribution of Funds					
Zhu Hong Cai	Banked into Account 182-512 962730156				\$566.04
	Total Distribution of Funds				\$566.04

TEBTER PROPERTY

9/435 Williamstown Road
 Port Melbourne VIC 3207
 Ph: 03 9988 0008
 Fax: 03 9830 7987
 ABN: 78 242 489 669

Zhu Hong Cai
 22 Cochrane Street
 BRIGHTON VIC 3186

TAX INVOICE / STATEMENT

Reference: 4425D
 Account Code: CAIZHU
 Manager: INTERNATIONAL
 Statement No: 28

Page 1 of 1
 19 October, 2017

Detail	Charge	Paid From	Paid To	On Account	Amount
Income					
XiaoJun Chen & Siyuan Shen					
Rent	\$636.00	11-Oct-17	24-Oct-17	\$0.00	\$636.00
	Total Income				\$636.00
Agent Fees					
Commission on Rental					(\$63.60)
GST on Commission on Rental					(\$6.36)
	Total Agent Fees				(\$69.96)
Distribution of Funds					
Zhu Hong Cai				Banked into Account 182-512 962730156	\$566.04
	Total Distribution of Funds				\$566.04

TEBTER PROPERTY

9/435 Williamstown Road
 Port Melbourne VIC 3207
 Ph: 03 9988 0008
 Fax: 03 9830 7987
 ABN: 78 242 489 669

Zhu Hong Cai
 22 Cochrane Street
 BRIGHTON VIC 3186

TAX INVOICE / STATEMENT

Reference: 4577D
 Account Code: CAIZHU
 Manager: INTERNATIONAL
 Statement No: 29

Page 1 of 1
 2 November, 2017

Detail	Charge	Paid From	Paid To	On Account	Amount
Income					
XiaoJun Chen & Siyuan Shen					
811C/11 Shamrock Street, ABBOTSFORD VIC 3067					
Rent	\$636.00	25-Oct-17	07-Nov-17	\$0.00	\$636.00
	Total Income				\$636.00
Agent Fees					
Commission on Rental					-\$63.60
GST on Commission on Rental					-\$6.36
	Total Agent Fees				-\$69.96
Distribution of Funds					
Zhu Hong Cai					\$566.04
	Banked into Account 182-512 962730156				\$566.04
	Total Distribution of Funds				\$566.04

TEBTER PROPERTY

9/435 Williamstown Road
Port Melbourne VIC 3207
Ph: 03 9988 0008
Fax: 03 9830 7987
ABN: 78 242 489 669

Zhu Hong Cai
22 Cochrane Street
BRIGHTON VIC 3186

TAX INVOICE / STATEMENT

Reference: 4665D
Account Code: CAIZHU
Manager: INTERNATIONAL
Statement No: 30

Page 1 of 1
16 November, 2017

Detail	Charge	Paid From	Paid To	On Account	Amount
Income					
XiaoJun Chen & Siyuan Shen	811C/11 Shamrock Street, ABBOTSFORD VIC 3067				
Rent	\$636.00	08-Nov-17	21-Nov-17	\$0.00	\$636.00
					<hr/>
					Total Income
					\$636.00
Agent Fees					
Commission on Rental					(\$63.60)
GST on Commission on Rental					(\$6.36)
					<hr/>
					Total Agent Fees
					(\$69.96)
Distribution of Funds					
Zhu Hong Cai	Banked into Account 182-512 962730156				\$566.04
					<hr/>
					Total Distribution of Funds
					\$566.04

TEBTER PROPERTY

9/435 Williamstown Road
 Port Melbourne VIC 3207
 Ph: 03 9988 0008
 Fax: 03 9830 7987
 ABN: 78 242 489 669

Zhu Hong Cai
 22 Cochrane Street
 BRIGHTON VIC 3186

TAX INVOICE / STATEMENT

Reference: 4814D
 Account Code: CAIZHU
 Manager: INTERNATIONAL
 Statement No: 31

Page 1 of 1
 30 November, 2017

Detail	Charge	Paid From	Paid To	On Account	Amount
Income					
XiaoJun Chen & Shyuan Shen	811C/11 Shamrock Street, ABBOTSFORD VIC 3067				
Rent	\$636.00	22-Nov-17	05-Dec-17	\$0.00	\$636.00
	Total Income				\$636.00
Agent Fees					
Commission on Rental					(\$63.60)
GST on Commission on Rental					(\$6.36)
	Total Agent Fees				(\$69.96)
Distribution of Funds					
Zhu Hong Cai	Banked into Account 182-512 962730156				\$566.04
	Total Distribution of Funds				\$566.04

TEBTER PROPERTY

9/435 Williamstown Road
 Port Melbourne VIC 3207
 Ph: 03 9988 0008
 Fax: 03 9830 7987
 ABN: 69 155 411 082

Zhu Hong Cai
 22 Cochrane Street
 BRIGHTON VIC 3186

TAX INVOICE / STATEMENT

Reference: 4919D
 Account Code: CAIZHU
 Manager: INTERNATIONAL
 Statement No: 32

Page 1 of 1
 14 December, 2017

Detail	Charge	Paid From	Paid To	On Account	Amount
Income					
XiaoJun Chen & Siyuan Shen	811C/11 Shamrock Street, ABBOTSFORD VIC 3067				
Rent	\$636.00	06-Dec-17	19-Dec-17	\$0.00	\$636.00
	Total Income				\$636.00
Agent Fees					
Commission on Rental					(\$63.60)
GST on Commission on Rental					(\$6.36)
	Total Agent Fees				(\$69.96)
Distribution of Funds					
Zhu Hong Cai	Banked into Account 182-512 962730156				\$566.04
	Total Distribution of Funds				\$566.04

TEBTER PROPERTY

Zhu Hong Cai
22 Cochrane Street
BRIGHTON VIC 3186

9/435 Williamstown Road.
Port Melbourne VIC 3207
Ph: 03 9988 0008
Fax: 03 9830 7987
ABN: 69 155 411 082

TAX INVOICE / STATEMENT

Reference: 5020D
Account Code: CAIZHU
Manager: INTERNATIONAL
Statement No: 33

Page 1 of 1
28 December, 2017

Detail	Charge	Paid From	Paid To	On Account	Amount
Income					
XiaoJun Chen & Siyuan Shen	811C/11 Shamrock Street, ABBOTSFORD VIC 3067				
Rent	\$636.00	20-Dec-17	02-Jan-18	\$0.00	\$636.00
					<u>Total Income</u>
					\$636.00
Agent Fees					
Commission on Rental					-\$63.60
GST on Commission on Rental					-\$6.36
					<u>Total Agent Fees</u>
					-\$69.96
Deductions					
Service motor capacitor INV-C109763	Alartin Services Vic P/L				-\$230.00
GST on Service motor capacitor INV-C109763	Alartin Services Vic P/L				-\$23.00
					<u>Total Deductions</u>
					-\$253.00
Distribution of Funds					
Zhu Hong Cai	Banked into Account 182-512 962730156				\$313.04
					<u>Total Distribution of Funds</u>
					\$313.04



9/435 Williamstown Road
Port Melbourne VIC 3207
Ph: 03 9988 0008
Fax: 03 9830 7987
ABN: 69 155 411 082

Zhu Hong Cai
22 Cochrane Street
BRIGHTON VIC 3186

TAX INVOICE / STATEMENT

Reference: 5111D
Account Code: CAIZHU
Manager: INTERNATIONAL ✓
Statement No: 34

Page 1 of 1
11 January, 2018

Detail	Charge	Paid From	Paid To	On Account	Amount
Income					
XiaoJun Chen & Siyuan Shen					
Rent	\$636.00	03-Jan-18	16-Jan-18	\$0.00	\$636.00
					<hr/>
					Total Income
					\$636.00
Agent Fees					
Commission on Rental					(\$63.60)
GST on Commission on Rental					(\$6.36)
					<hr/>
					Total Agent Fees
					(\$69.96)
Distribution of Funds					
Zhu Hong Cai					
					Banked into Account 182-512 962730156
					\$566.04
					<hr/>
					Total Distribution of Funds
					\$566.04

TEBTER PROPERTY

Zhu Hong Cai
22 Cochrane Street
BRIGHTON VIC 3186

9/435 Williamstown Road
Port Melbourne VIC 3207
Ph: 03 9988 0008
Fax: 03 9830 7987
ABN: 69 155 411 082

TAX INVOICE / STATEMENT

Reference: 5213D
Account Code: CAIZHU
Manager: INTERNATIONAL
Statement No: 35

Page 1 of 1
25 January, 2018

Detail	Charge	Paid From	Paid To	On Account	Amount
Income					
XiaoJun Chen & Siyuan Shen	811C/11 Shamrock Street, ABBOTSFORD VIC 3067				
Rent	\$636.00	17-Jan-18	30-Jan-18	\$0.00	\$636.00
	Total Income				\$636.00
Agent Fees					
Commission on Rental					(\$63.60)
GST on Commission on Rental					(\$6.36)
	Total Agent Fees				(\$69.96)
Distribution of Funds					
Zhu Hong Cai	Banked into Account 182-512 962730156				\$566.04
	Total Distribution of Funds				\$566.04



9/435 Williamstown Road
 Port Melbourne VIC 3207
 Ph: 03 9988 0008
 Fax: 03 9830 7987
 ABN: 69 155 411 082

Zhu Hong Cai
 22 Cochrane Street
 BRIGHTON VIC 3186

TAX INVOICE / STATEMENT

Reference: 5314D
 Account Code: CAIZHU
 Manager: VICCENTRALR
 Statement No: 36

Page 1 of 1
 8 February, 2018

Detail	Charge	Paid From	Paid To	On Account	Amount
Income					
XiaoJun Chen & Siyuan Shen					
Rent	\$636.00	31-Jan-18	13-Feb-18	\$0.00	\$636.00
					Total Income
					\$636.00
Agent Fees					
Commission on Rental					-\$63.60
GST on Commission on Rental					-\$6.36
					Total Agent Fees
					-\$69.96
Distribution of Funds					
Zhu Hong Cai					
					Banked into Account 182-512 962730156
					\$566.04
					Total Distribution of Funds
					\$566.04

TEBTER PROPERTY

9/435 Williamstown Road
 Port Melbourne VIC 3207
 Ph: 03 9988 0008
 Fax: 03 9830 7987
 ABN: 69 155 411 082

Zhu Hong Cai
 22 Cochrane Street
 BRIGHTON VIC 3186

TAX INVOICE / STATEMENT

Reference: 5410D
 Account Code: CAIZHU
 Manager: VICCENTRALR
 Statement No: 37 /

Page 1 of 1
 22 February, 2018

Detail	Charge	Paid From	Paid To	On Account	Amount
Income					
XiaoJun Chen & Siyuan Shen					
Rent					
	811C/11 Shamrock Street, ABBOTSFORD VIC 3067				
	\$636.00	14-Feb-18	27-Feb-18	\$0.00	\$636.00
					Total Income
					\$636.00
Agent Fees					
Commission on Rental					(\$63.60)
GST on Commission on Rental					(\$6.36)
					Total Agent Fees
					(\$69.96)
Distribution of Funds					
Zhu Hong Cai					
	Banked into Account 182-512 962730156				\$566.04
					Total Distribution of Funds
					\$566.04

TEBTER PROPERTY

Zhu Hong Cai
22 Cochrane Street
BRIGHTON VIC 3186

9/435 Williamstown Road
Port Melbourne VIC 3207
Ph: 03 9988 0008
Fax: 03 9830 7987
ABN: 69 155 411 082

TAX INVOICE / STATEMENT

Reference: 5510D
Account Code: CAIZHU
Manager: VICCENTRALR
Statement No: 38

Page 1 of 1
8 March, 2018

Detail	Charge	Paid From	Paid To	On Account	Amount
Income					
XiaoJun Chen & Siyuan Shen	811C/11 Shamrock Street, ABBOTSFORD VIC 3067				
Rent	\$636.00	28-Feb-18	13-Mar-18	\$0.00	\$636.00
	Total Income				\$636.00
Agent Fees					
Commission on Rental					-\$63.60
GST on Commission on Rental					-\$6.36
	Total Agent Fees				-\$69.96
Distribution of Funds					
Zhu Hong Cai	Banked into Account 182-512 962730156				\$566.04
	Total Distribution of Funds				\$566.04

TEBTER PROPERTY

Zhu Hong Cai
22 Cochrane Street
BRIGHTON VIC 3186

9/435 Williamstown Road
Port Melbourne VIC 3207
Ph: 03 9988 0008
Fax: 03 9830 7987
ABN: 69 155 411 082

TAX INVOICE / STATEMENT

Reference: 5607D
Account Code: CAIZHU
Manager: VICCENTRALR
Statement No: 39

Page 1 of 1
22 March, 2018

Detail	Charge	Paid From	Paid To	On Account	Amount
Income					
XiaoJun Chen & Siyuan Shen	811C/11 Shamrock Street, ABBOTSFORD VIC 3067				
Rent	\$636.00	14-Mar-18	27-Mar-18	\$0.00	\$636.00
	Total Income				\$636.00
Agent Fees					
Commission on Rental					-\$63.60
GST on Commission on Rental					-\$6.36
	Total Agent Fees				-\$69.96
Distribution of Funds					
Zhu Hong Cai	Banked into Account 182-512 962730156				\$566.04
	Total Distribution of Funds				\$566.04

TEBTER PROPERTY

Zhu Hong Cai
22 Cochrane Street
BRIGHTON VIC 3186

9/435 Williamstown Road
Port Melbourne VIC 3207
Ph: 03 9988 0008
Fax: 03 9830 7987
ABN: 69 155 411 082

TAX INVOICE / STATEMENT

Reference: 5699D
Account Code: CAIZHU
Manager: VICCENTRALR
Statement No: 40

Page 1 of 1
5 April, 2018

Detail	Charge	Paid From	Paid To	On Account	Amount
Income					
Xiao Jun'Chen & Siyuan Shen	811C/11 Shamrock Street, ABBOTSFORD VIC 3067				
Rent	\$636.00	28-Mar-18	10-Apr-18	\$0.00	\$636.00
	Total Income				\$636.00
Agent Fees					
Commission on Rental					(\$63.60)
GST on Commission on Rental					(\$6.36)
	Total Agent Fees				(\$69.96)
Distribution of Funds					
Zhu Hong Cai	Banked into Account 182-512 962730156				\$566.04
	Total Distribution of Funds				\$566.04

TEBTER PROPERTY

Zhu Hong Cai
22 Cochrane Street
BRIGHTON VIC 3186

9/435 Williamstown Road
Port Melbourne VIC 3207
Ph: 03 9988 0008
Fax: 03 9830 7987
ABN: 69 155 411 082

TAX INVOICE / STATEMENT

Reference: 5776D
Account Code: CAIZHU
Manager: VICCENTRALR
Statement No: 41

Page 1 of 1
19 April, 2018

Detail	Charge	Paid From	Paid To	On Account	Amount
Income					
XiaoJun Chen & Siyuan Shen					
Rent	\$636.00	11-Apr-18	24-Apr-18	\$0.00	\$636.00
					<u>Total Income</u>
					\$636.00
Agent Fees					
Commission on Rental					-\$63.60
GST on Commission on Rental					-\$6.36
					<u>Total Agent Fees</u>
					-\$69.96
Distribution of Funds					
Zhu Hong Cai					
					<u>Banked into Account 182-512 962730156</u>
					\$566.04
					<u>Total Distribution of Funds</u>
					\$566.04

TEBTER PROPERTY

Zhu Hong Cai
22 Cochrane Street
BRIGHTON VIC 3186

9/435 Williamstown Road
Port Melbourne VIC 3207
Ph: 03 9988 0008
Fax: 03 9830 7987
ABN: 69 155 411 082

TAX INVOICE / STATEMENT

Reference: 5860D
Account Code: CAIZHU
Manager: VICCENTRALR
Statement No: 42

Page 1 of 1
3 May, 2018

Detail	Charge	Paid From	Paid To	On Account	Amount
Income					
XiaoJun Chen & Siyuan Shen					
Rent	\$636.00	25-Apr-18	08-May-18	\$0.00	\$636.00
					Total Income
					\$636.00
Agent Fees					
Commission on Rental					-\$63.60
GST on Commission on Rental					-\$6.36
					Total Agent Fees
					-\$69.96
Distribution of Funds					
Zhu Hong Cai					
					Banked into Account 182-512 962730156
					\$566.04
					Total Distribution of Funds
					\$566.04

TEBTER PROPERTY

9/435 Williamstown Road
Port Melbourne VIC 3207
Ph: 03 9988 0008
Fax: 03 9830 7987
ABN: 69 155 411 082

Zhu Hong Cai
22 Cochrane Street
BRIGHTON VIC 3186

TAX INVOICE / STATEMENT

Reference: 5938D
Account Code: CAIZHU
Manager: VICCENTRALR
Statement No: 43

Page 1 of 1
17 May, 2018

Detail	Charge	Paid From	Paid To	On Account	Amount
Income					
XiaoJun Chen & Siyuan Shen					
Rent	\$636.00	09-May-18	22-May-18	\$0.00	\$636.00
					<u>\$636.00</u>
Agent Fees					
Commission on Rental					-\$63.60
GST on Commission on Rental					-\$6.36
					<u>-\$69.96</u>
Distribution of Funds					
Zhu Hong Cai					
					<u>\$566.04</u>
					<u>\$566.04</u>

811C/11 Shamrock Street, ABBOTSFORD VIC 3067

Banked into Account 182-512 962730156

TEBTER PROPERTY

Zhu Hong Cai
22 Cochrane Street
BRIGHTON VIC 3186

9/435 Williamstown Road
Port Melbourne VIC 3207
Ph: 03 9988 0008
Fax: 03 9830 7987
ABN: 69 155 411 082

TAX INVOICE / STATEMENT

Reference: 6043D
Account Code: CAIZHU
Manager: VICCENTRALR
Statement No: 44

Page 1 of 1
31 May, 2018

Detail	Charge	Paid From	Paid To	On Account	Amount
Income					
XiaoJun Chen & Siyuan Shen					
811C/11 Shamrock Street, ABBOTSFORD VIC 3067					
Rent	\$636.00	23-May-18	05-Jun-18	\$0.00	\$636.00
Replacement of Dishonour Required	\$636.00	23-May-18	05-Jun-18	\$0.00	\$636.00
Dishonoured Transaction	-\$636.00	25-May-18	25-May-18	\$0.00	-\$636.00
					Total Income
					\$636.00
Agent Fees					
Commission on Rental					-\$63.60
GST on Commission on Rental					-\$6.36
					Total Agent Fees
					-\$69.96
Distribution of Funds					
Zhu Hong Cai					Banked into Account 182-512 962730156
					\$566.04
					Total Distribution of Funds
					\$566.04

TEBTER PROPERTY

Zhu Hong Cai
22 Cochrane Street
BRIGHTON VIC 3186

9/435 Williamstown Road
Port Melbourne VIC 3207
Ph: 03 9988 0008
Fax: 03 9830 7987
ABN: 69 155 411 082

TAX INVOICE / STATEMENT

Reference: 6119D
Account Code: CAIZHU
Manager: VICCENTRALR
Statement No: 45

Pt
14 Jt

Detail	Charge	Paid From	Paid To	On Account
Income				
XiaoJun Chen & Siyuan Shen				
Rent	\$636.00	06-Jun-18	19-Jun-18	\$0.00
				<u> </u>
				Total Income
Agent Fees				
Commission on Rental				
GST on Commission on Rental				
				<u> </u>
				Total Agent Fees
Distribution of Funds				
Zhu Hong Cai				
				<u> </u>
				Banked into Account 182-512 962730156
				<u> </u>
				Total Distribution of Funds

TEBTER PROPERTY

Zhu Hong Cai
22 Cochrane Street
BRIGHTON VIC 3186

9/435 Williamstown Road
Port Melbourne VIC 3207
Ph: 03 9988 0008
Fax: 03 9830 7987
ABN: 69 155 411 082

TAX INVOICE / STATEMENT

Reference: 6211D
Account Code: CAIZHU
Manager: VICCENTRALR
Statement No: 46

Page 1 of 1
28 June, 2018

Detail	Charge	Paid From	Paid To	On Account	Amount
Income					
XiaoJun Chen & Siyuan Shen	811C/11 Shamrock Street, ABBOTSFORD VIC 3067				
Rent	\$636.00	20-Jun-18	03-Jul-18	\$0.00	\$636.00
	Total Income				\$636.00
Agent Fees					
Commission on Rental					-\$63.60
GST on Commission on Rental					-\$6.36
	Total Agent Fees				-\$69.96
Distribution of Funds					
Zhu Hong Cai	Banked into Account 182-512 962730156				\$566.04
	Total Distribution of Funds				\$566.04

WP9



22 February 2019

**NATIONAL RENTAL AFFORDABILITY SCHEME (NRAS)
FEDERAL PAYMENT - REFUNDABLE TAX OFFSET CERTIFICATE**

RETAIN FOR TAX ASSESSMENT PURPOSES FOR THE 2015/2016 FINANCIAL YEAR

Please note the Australian Government has completed its compliance checks of NRAS properties managed by Ethan Affordable Housing Ltd and has issued our group Refundable Tax Offset Certificate. The Certificate relates to the 2015/2016 NRAS year.

Pursuant to the *National Rental Affordability Scheme Act 2008 (Cth)*, *National Rental Affordability Scheme Regulations* and the *Income Tax Assessment Act 1997 (Cth)*, an eligible investor is entitled to claim the incentive amount related to a property with an NRAS allocation as part of a 2016 Tax Return.

Property Details

Dwelling ID:	1-I2O-1274
Address:	C811/11 Shamrock Street Abbotsford VIC 3067
Eligibility period during the 2015/2016 NRAS Year:	1 May 2015 to 30 Apr 2016
Federal Government Incentive Amount:	\$8,187.78

Claiming a Refundable Tax Offset Certificate (RTOC)

If eligible investors wish to receive a cash benefit of an RTOC, the incentive amount indicated above should be claimed in a 2016 tax return.

For further information regarding RTOCs, Eligibility requirements, how to claim the RTOC other tax related NRAS information please refer to the Australian Taxation Office web page at:

<https://www.ato.gov.au/General/Property/In-detail/Rental-affordability-scheme/National-rental-affordability-scheme---refundable-tax-offset-and-other-taxation-issues/>

If you require further clarification in relation to your individual taxation position, eligibility requirements and or tax advice, it is important to speak to your accountancy professional.

Yours faithfully

Ethan Affordable Housing



22 February 2019

**NATIONAL RENTAL AFFORDABILITY SCHEME (NRAS)
FEDERAL PAYMENT - REFUNDABLE TAX OFFSET CERTIFICATE**

RETAIN FOR TAX ASSESSMENT PURPOSES FOR THE 2016/2017 FINANCIAL YEAR

Please note the Australian Government has completed its compliance checks of NRAS properties managed by Ethan Affordable Housing Ltd and has issued our group Refundable Tax Offset Certificate. The Certificate relates to the 2016/2017 NRAS year.

Pursuant to the *National Rental Affordability Scheme Act 2008 (Cth)*, *National Rental Affordability Scheme Regulations* and the *Income Tax Assessment Act 1997 (Cth)*, an eligible investor is entitled to claim the incentive amount related to a property with an NRAS allocation as part of a 2017 Tax Return.

Property Details

Dwelling ID:	1-I2O-1274
Address:	C811/11 Shamrock Street Abbotsford VIC 3067
Eligibility period during the 2016/2017 NRAS Year:	1 May 2016 to 30 Apr 2017
Federal Government Incentive Amount:	\$8,286.03

Claiming a Refundable Tax Offset Certificate (RTOC)

If eligible investors wish to receive a cash benefit of an RTOC, the incentive amount indicated above should be claimed in a 2017 tax return.

For further information regarding RTOCs, Eligibility requirements, how to claim the RTOC other tax related NRAS information please refer to the Australian Taxation Office web page at:

<https://www.ato.gov.au/General/Property/In-detail/Rental-affordability-scheme/National-rental-affordability-scheme---refundable-tax-offset-and-other-taxation-issues/>

If you require further clarification in relation to your individual taxation position, eligibility requirements and or tax advice, it is important to speak to your accountancy professional.

Yours faithfully

Ethan Affordable Housing



Supper

(16)

Tax - Free

2 August 2017

9/435 Williamstown Road
Port Melbourne VIC 3207
T+61 3 9830 2669
F+61 3 9830 7987
W: <http://www.ethanhousing.com.au>

Ethan Affordable Housing A.B.N. 22 135 818 245

Zhu Hong Cai
22 Cochrane Street
Brighton VIC 3186

Dear Zhu Hong Cai,

**ETHAN LEASE PAYMENT REMITTANCE
STATE PAYMENT - CHEQUE**

The Australian Government has now completed its compliance checks on your property. Pursuant to the Ethan Head Lease Agreement please find below a cheque for the value of the state portion of the 2015/2016 NRAS Incentive.

Property Details

Address: Lot number: 811C
C811/11 Shamrock Street Abbotsford VIC 3067
Period of ownership during the 2015/2016 Year: 01/05/2015 to 30/04/2016
Your State Incentive Payment (after fees): **\$1,553.60**

It is important to note that the above amount only relates to the value of the State Government's component of the National Rental Affordability Scheme incentive.

If you require further advice in relation to this payment, please contact the Ethan Team at contactus@ethanhousing.com.au or phone on 03 9830 2669.

WP10



ASIC
Australian Securities & Investments Commission

ABN 86 768 265 615

Inquiries
www.asic.gov.au/invoices
1300 300 630

ERCAI SUPER PTY LTD
724A STATION ST BOX HILL VIC 3128



INVOICE STATEMENT
Issue date 06 Dec 17
ERCAI SUPER PTY LTD

ACN 167 122 107
Account No. 22 167122107

Summary

Balance outstanding	\$0.00
New items	\$48.00
Payments & credits	\$0.00
TOTAL DUE	\$48.00

Please pay

Immediately	\$0.00
By 06 Feb 18	\$48.00

If you have already paid please ignore this invoice statement.

- Amounts are not subject to GST. (Treasurer's determination - exempt taxes, fees and charges).
- Payment of your annual review fee will maintain your registration as an Australian company.

Transaction details are listed on the back of this page


- Late fees will apply if you do NOT
 - tell us about a change during the period that the law allows
 - bring your company or scheme details up to date within 28 days of the date of issue of the annual statement, or
 - pay your review fee within 2 months of the annual review date.
- Information on late fee amounts can be found on the ASIC website.



ASIC
Australian Securities & Investments Commission

PAYMENT SLIP
ERCAI SUPER PTY LTD

ACN 167 122 107 Account No: 22 167122107



22 167122107

TOTAL DUE	\$48.00
Immediately	\$0.00
By 06 Feb 18	\$48.00

Payment options are listed on the back of this payment slip



Billers Code: 17301
Ref: 2291671221078



*814 129 0002291671221078 28

WP11

ERCAI SUPERANNUATION FUND
GENERAL LEDGER FOR THE PERIOD 01/07/2017 TO 30/06/2018
FROM ACCOUNT 334/001 TO 375/001 - ENTRIES: ALL

Printed: Monday 29 April, 2019 @ 15:34:36

Date	Ref	Type	Units	Debits \$	Credits \$	Balance \$
<u>334</u> <u>Depreciation</u>						
<u>334/001</u> <u>C811/609 Victoria Street, Abbotsford</u>						
30/06/2018	0	Journal - Non Cash		8,412.00		8,412.00
		Narration: Depn FY2017/18				
30/06/2018	0	Journal - Non Cash			4,387.70	4,024.30
		Narration: Apportion 52.16% of total depn exp to non-deductible exp				
<u>375</u> <u>Investment Expenses</u>						
<u>375/001</u> <u>C811/609 Victoria Street, Abbotsford</u>						
14/07/2017	0	Bank Statement		69.96		69.96
		Narration: Commission on rental				
27/07/2017	0	Bank Statement		69.96		139.92
		Narration: Commission on rental				
10/08/2017	0	Bank Statement		69.96		209.88
		Narration: Commission on rental				
10/08/2017	0	Bank Statement		99.00		308.88
		Narration: Smoke Alarm Service				
24/08/2017	0	Bank Statement		69.96		378.84
		Narration: Commission on rental				
07/09/2017	0	Bank Statement		69.96		448.80
		Narration: commission on rental				
21/09/2017	0	Bank Statement		69.96		518.76
		Narration: commission on rental				
05/10/2017	0	Bank Statement		69.96		588.72
		Narration: commission on rental				
10/10/2017	0	Bank Statement		217.66		806.38
		Narration: Council rate 1st Instalment				
10/10/2017	0	Bank Statement		222.51		1,028.89
		Narration: Water rate				
11/10/2017	0	Bank Statement		211.48		1,240.37
		Narration: Owner corporation fee				
11/10/2017	0	Bank Statement		431.52		1,671.89
		Narration: Owner corporation fee				
19/10/2017	0	Bank Statement		69.96		1,741.85
		Narration: commission on rental				
02/11/2017	0	Bank Statement		69.96		1,811.81
		Narration: commission on rental				
16/11/2017	0	Bank Statement		69.96		1,881.77
		Narration: commission on rental				
30/11/2017	0	Bank Statement		69.96		1,951.73
		Narration: commission on rental				
01/12/2017	0	Bank Statement		216.00		2,167.73
		Narration: Council rate 2nd instalment				
01/12/2017	0	Bank Statement		434.53		2,602.26
		Narration: owner's corporate fee				
14/12/2017	0	Bank Statement		69.96		2,672.22
		Narration: commission on rental				
28/12/2017	0	Bank Statement		69.96		2,742.18
		Narration: Commission on rental				
28/12/2017	0	Bank Statement		253.00		2,995.18
		Narration: Service motor capacitor				
11/01/2018	0	Bank Statement		69.96		3,065.14

ERCAI SUPERANNUATION FUND
GENERAL LEDGER FOR THE PERIOD 01/07/2017 TO 30/06/2018
FROM ACCOUNT 334/001 TO 375/001 - ENTRIES: ALL

Printed: Monday 29 April, 2019 @ 15:34:36

Date	Ref	Type	Units	Debits \$	Credits \$	Balance \$
		Narration: commission on rental				
22/01/2018	0	Bank Statement		212.96		3,278.10
		Narration: Owner's corporate fee				
25/01/2018	0	Bank Statement		69.96		3,348.06
		Narration: commission on rental				
08/02/2018	0	Bank Statement		69.96		3,418.02
		Narration: commission on rental				
22/02/2018	0	Bank Statement		69.96		3,487.98
		Narration: commission on rental				
27/02/2018	0	Bank Statement		216.00		3,703.98
		Narration: Council rate 3rd instalment				
08/03/2018	0	Bank Statement		69.96		3,773.94
		Narration: commission on rental				
21/03/2018	0	Bank Statement		432.07		4,206.01
		Narration: Owner's corporate fee				
21/03/2018	0	Bank Statement		234.13		4,440.14
		Narration: Owner's corporate fee				
22/03/2018	0	Bank Statement		69.96		4,510.10
		Narration: commission on rental				
05/04/2018	0	Bank Statement		69.96		4,580.06
		Narration: commission on rental				
19/04/2018	0	Bank Statement		69.96		4,650.02
		Narration: commission on rental				
30/04/2018	0	Bank Statement		293.32		4,943.34
		Narration: water rate				
03/05/2018	0	Bank Statement		69.96		5,013.30
		Narration: commission on rental				
17/05/2018	0	Bank Statement		69.96		5,083.26
		Narration: commission on rental				
31/05/2018	0	Bank Statement		69.96		5,153.22
		Narration: commission on rental				
04/06/2018	0	Bank Statement		232.62		5,385.84
		Narration: Owner's corporate fee				
04/06/2018	0	Bank Statement		432.03		5,817.87
		Narration: Owner's corporate fee				
04/06/2018	0	Bank Statement		216.00		6,033.87
		Narration: council rate 4th instalment				
14/06/2018	0	Bank Statement		69.96		6,103.83
		Narration: commission on rental				
28/06/2018	0	Bank Statement		69.96		6,173.79
		Narration: commission on rental				
30/06/2018	0	Journal - Non Cash			3,220.25	2,953.54
		Narration: Apportion 52.16% of total rental expense to non-deductible expense				

Total Debits: **\$14,585.79**

Total Credits: **\$7,607.95**

Current Year Profit/(Loss): **N/A**

$$8,412 \times 52.16\% = 4,387.7 \text{ non-deductible}$$

$$6,173.79 \times 52.16\% = 3,220.25 \text{ non-deductible}$$

WP11

BMT Tax Depreciation

QUANTITY SURVEYORS

Diminishing value method schedule (years 1 - 5) Continued

Tax Grouping	Total Cost @ 8-Apr-11 (\$)	Effective Life (Years)	Basic Rate (DV)	Depreciation Allowance					TWBY @ 1-Jul-18 (\$)
				30-Apr-14 30-Jun-14 Year 1 (\$)	1-Jul-15 30-Jun-15 Year 2 (\$)	1-Jul-15 30-Jun-15 Year 3 (\$)	1-Jul-16 30-Jun-17 Year 4 (\$)	1-Jul-17 30-Jun-18 Year 5 (\$)	
Security Monitoring Proximity Readers	268	7	100.0%	268	0	0	0	0	0
Security System	282	2	100.0%	282	0	0	0	0	0
Smoke Alarms	8	6	100.0%	8	0	0	0	0	0
Swimming Pool - Cleaners	5	7	100.0%	5	0	0	0	0	0
Swimming Pool & Spa - Filtration, Chlorinator & Pump	27	12	100.0%	27	0	0	0	0	0
Swimming Pool & Spa - Heaters	32	15	100.0%	32	0	0	0	0	0
Ventilation Fans	172	20	100.0%	172	0	0	0	0	0
Subtotal	9,370			2,746	0	0	0	0	820
Total Division 40 - Effective Life Rule	21,163			4,577	3,072	2,500	2,031	1,655	5,513
Total Division 40 - Pooled (Page 22)	6,624			1,242	2,018	1,262	789	493	2,635
Total Division 40	27,787			5,819	5,090	3,762	2,820	2,148	8,148
Division 43 - Capital Works Allowance									
Total Division 43 (Page 11)	250,563			1,458	6,264	6,264	6,264	6,264	224,045
Total Depreciation	278,350			7,277	11,354	10,026	9,084	8,412	232,197

This depreciation schedule is for use only by the client and by no other party or for any other purpose without the express prior written approval of BMT Tax Depreciation Pty Ltd. No responsibility is accepted for any third party that may rely on the whole or any part of the content of this schedule. Should the client not elect to use the pooling system, then the total cost figure can be used and the applicable depreciation rates applied. All pooled items have been depreciated at 18.75% in the year of acquisition and 37.5% each year thereafter.



City West Water™



112803-001 008165(34063) D026
ERCAI SUPER PTY LTD
22 COCHRANE STREET
BRIGHTON VIC 3186

AMOUNT DUE
\$222.51
PLEASE PAY BY
4 OCT 2017

My account number is

1252 8280 9118

Invoice No.	T465406100
Service Address	811/11 Shamrock Street Abbotsford Lot 811c Plan 646634
Issue Date	13 Sep 2017
Emergencies (24 hours)	132 642
Enquiries (8.30am-5.00pm Mon-Fri)	131 691
Interpreter Service	9313 8989
Payment difficulties	131 691
<small>A number of payment assistance programs are available</small>	
Mail	Locked Bag 350 Sunshine Vic 3020

ABN 70 066 902 457

citywestwater.com.au

Account summary

	PREVIOUS BILL RECEIVED	\$144.45
	BALANCE	\$0.00
	SERVICE CHARGES	\$121.94
	OTHER CHARGES	\$100.57
	PLEASE PAY	\$222.51

Our all NEW website makes it easy for you to:

- request a seven-day bill payment extension
- switch from paper to eBills
- learn how to check for leaks and read your water meter through our helpful new videos.

NEW CONTENT. NEW SERVICES. FRESH NEW LOOK.
Visit citywestwater.com.au



*362 125282809118



City West Water™



133138-001 006301(25849) D028
ERCAI SUPER PTY LTD
22 COCHRANE STREET
BRIGHTON VIC 3186



My account number is

1252 8280 9118

Invoice No. T472344084

Service Address 811/11 Shamrock Street
Abbotsford
Lot 811c Plan 646634

Issue Date 16 Dec 2017

Emergencies (24 hours) 132 642

Enquiries (8.30am-5.00pm Mon-Fri) 131 691

Interpreter Service 9313 8989

Payment difficulties 131 691

A number of payment assistance programs are available

Mail Locked Bag 350 Sunshine Vic 3020

ABN 70 066 902 457

citywestwater.com.au

Account summary

	PREVIOUS BILL RECEIVED	\$222.51
	BALANCE	\$0.00
	SERVICE CHARGES	\$121.94
	OTHER CHARGES	\$24.72
	PLEASE PAY	\$146.66

12 CHANCES TO WIN

\$1000 credit when you switch to eBilling

Switch to eBilling and you'll go into the *draw for the chance to WIN \$1000 credit on your City West Water account.

Visit citywestwater.com.au/ebilling to sign up. Hurry! Offer ends January 31 2018.

*Prize draw includes all customers currently registered to receive an eBill from 2 February 2017.



*362 125282809118



City West Water™



153651-001 004853(19223) D028
ERCAI SUPER PTY LTD
22 COCHRANE STREET
BRIGHTON VIC 3186

AMOUNT DUE
\$293.32
PLEASE PAY BY
12 APR 2018

My account number is

1252 8280 9118

Invoice No.	T479209358
Service Address	811/11 Shamrock Street Abbotsford Lot 811c Plan 646634
Issue Date	22 Mar 2018
Emergencies (24 hours)	132 642
Enquiries (8.30am-5.00pm Mon-Fri)	131 691
Interpreter Service	9313 8989
Payment difficulties	131 691
A number of payment assistance programs are available	
Mail	Locked Bag 350 Sunshine Vic 3020

ABN 70 066 902 467

citywestwater.com.au


Account summary

	PREVIOUS BILL RECEIVED	\$146.66 \$0.00
	BALANCE	\$146.66
	SERVICE CHARGES	\$121.94
	OTHER CHARGES	\$24.72
	PLEASE PAY	\$293.32

Here's 8 ways to get your new year off to a flying start!

Make the switch to eBilling by 31 July 2018 and you'll have 8 chances to win \$1000 credit on your water account. Too easy. Visit citywestwater.com.au/ebilling to join today.

If you've already signed up to receive an eBill by 2 February 2017 you're automatically in the draw



*362 125282809118



City West Water™

170880-001 005897(24297) D026
ERCAI SUPER PTY LTD
22 COCHRANE STREET
BRIGHTON VIC 3186

My account number is

1252 8280 9118

Invoice No. T486108220

Service Address 811/11 Shamrock Street
Abbotsford
Lot 811c Plan 646634

Issue Date 23 Jun 2018

Emergencies (24 hours) 132 642

Enquiries (8.30am-5.00pm Mon-Fri) 131 691

Interpreter Service 9313 8989

Payment difficulties 131 691

A number of payment assistance programs are available

Mail Locked Bag 350 Sunshine Vic 3020

ABN 70 066 902 467

citywestwater.com.au



Account summary

	PREVIOUS BILL RECEIVED	\$293.32
	BALANCE	\$0.00
	SERVICE CHARGES	\$121.94
	OTHER CHARGES	\$24.72
	PLEASE PAY	\$146.66

Page 1 of 4

F-D-004558-0001/0002-1-000000-R-A001471799

25/06/18-09:10:07-CCSPRT_1806221832165.PRO



Andi from Tarnet made the switch and won! You can too.

Last Chance! Make the Switch & WIN


Switch from paper bills to eBills for 8 chances to win \$1000 credit on your bill. Hurry! Offer ends 31 July 2018. Already registered to receive eBills? You're automatically in the draw.

Go to citywestwater.com.au/eBilling to register now.



*362 125282809118

PO Box 168
Richmond 3121



Valuation and Rates Notice

For the period 1 July 2017 to 30 June 2018

Date of Issue 01/09/2017



Ercai Super Pty Ltd
22 Cochrane St
BRIGHTON VIC 3186



Switch to eNotices
and get a FREE
7-day pass to our
leisure centres.



026
1025285
R3_14287

For emailed notices:
yarracity.enotices.com.au
Reference No: EFCEFCAF8J

Payments made after the 14 August 2017 may not be included in the Total Amount Due.

Payment in full by 15 February was removed as a payment option effective 1 July 2016

Property Details

Property Number 443810
Property Location
811/11 Shamrock St Abbotsford VIC 3067
Lot 811C PS 646634D Vol 11477 Fol 137

Property Valuation

Site Value \$28,000
Capital Improved Value \$361,000
Net Annual Value \$18,050

Rates and Charges

Fire Services Property Levy Residential Fixed	\$107.00
Fire Services Property Levy Residential Variable (.000056 x \$361,000.00)	\$20.22
General Rate 0.04091118c in \$ on NAV	\$738.44

Total \$865.66

Preferred Payment Options



Option A
Pay in 10 monthly or four Direct Debit payments from your nominated bank account.
Complete Direct Debit Request form attached and return to Council.



Billers Code: 171074
Reference No: **443810 7**
BPAY View Reference No: **443810 7**



Billpay Code: 3006
Ref: **4438 107**



*3006 4438107

Scan & Pay this invoice with your iPhone, iPad or Android device. Download the Australia Post mobile app today.



Option A Direct Debit

15/09/2017	\$82.66
16/10/2017	\$87.00
15/11/2017	\$87.00
15/12/2017	\$87.00
15/01/2018	\$87.00
15/02/2018	\$87.00
15/03/2018	\$87.00
16/04/2018	\$87.00
15/05/2018	\$87.00
15/06/2018	\$87.00

Please see reverse for details

Option B Four instalments

✓ 02/10/2017	\$217.66
✓ 30/11/2017	\$216.00
✓ 28/02/2018	\$216.00
✓ 31/05/2018	\$216.00

Please see reverse for details

FIRST INSTALMENT DUE 2 OCTOBER 2017

Detach slip and attach with cheque/money order payable to City of Yarra. Receipts will not be issued for mailed payments.
GPO BOX 5217 MELBOURNE VIC 3001



Property No. 443810
Property Address 811/11 Shamrock St Abbotsford VIC 3067
Ratepayer Ercai Super Pty Ltd

Date
Amount Paid



Internal use only - Property Number



Internal use only - Instalment amount

+0000000004438107+ +00000000000000+ +005217+ +0000000000000+ +333+



THE GOOD GUYS DISCOUNT WAREHOUSES (AUSTRALIA) P/L

A.B.N. 50 227 094 231

A.C.N. 004 880 657

681 NEPEAN HIGHWAY

BRIGHTON

VIC

3186

Phone:

(03) 8591 1100

Fax:

(03) 8591 1101

Email:

brighton@thegoodguys.com.au

Receipt/Tax Invoice

Web Order No:

Docket No:

D0133135855



Sales Order No:

S0130881649



Date

8/03/2019

Salesperson

Emma S

Customer No. 2000547140 CAIDUAN CHEN 22 Cochrane St BRIGHTON VIC 3186	Sales Customer	CAIDUAN CHEN 22 Cochrane St BRIGHTON VIC 3186	Delivery Customer
--	----------------	---	-------------------

Delivery Instructions:

Sales Details

Brand	Model	MTHS Description	Qty	Amount
# ELUX	ZB3311	Ergorapido Allergy Stick Vac	1	299.00
Goods Dispatched				299.00

We can add Gold Service Extras to your product in the next 14 days either in-store or by calling 1300 748 190.
More information can be found at www.thegoodguys.com.au/concierge/gold-service-extras.

Payment	Amount
Goods Dispatched	299.00
Security Deposits	0.00
Deposits Applied	0.00
Cash on Delivery	0.00
Total	299.00
Includes GST	27.18
Tender	
00 (APPROVED)EFTPOS VISA	299.00
Change	0.00

EFTPOS Details

Card No.	Account	Approval No.	Card Type	Message	Cash Out	Amount
*****178	Credit	13002164205	EFTPOS VISA	00 (APPROVED)	\$0.00	\$299.00



Billor Code: 41897
Reference Number: 201308816499
* B-Pay payments may take up to 3 days to process *

Order Total	299.00
Goods Taken	299.00
Total Tendered (Inc. Security Deposit)	299.00
Security Deposit Held*	0.00
Balance of Order	0.00

THIS DOCKET MUST BE PRODUCED FOR GUARANTEED SERVICE

Property in and title to all goods sold remains with The Good Guys until all monies payable have been paid in full. The goods shall be at the customer's risk immediately upon delivery. If partially paid, the full amount of the purchase price is required within 90 days.

*A cancellation fee may be charged upon cancellation of any sales order for reserved goods. Goods not taken on date of sale must be collected within 90 days or a reasonable storage charge will be made.

SIGNATURE: _____

OWNERS CORPORATION FINAL FEE NOTICE

Owners Corporations Act 2006 Section 32; Owners Corporations Regulations 2007 and Owners Corporation Rules

Tax Invoice

Ecal Super Pty Ltd
22 Cochrane Street
BRIGHTON VIC 3186

Invoice No: 0006817 Issue Date: 02/10/17
Total Amount Overdue: \$ 431.52

Statement Activity for Owners Corporation 2 for Plan No. 646634D - ABN: 38199517144

Lot: 811C Unit: 811C Address: 609 Victoria Street, ABBOTSFORD VIC 3007 Lot Liability: 38 Lot Entitlement: 38		Administrative Fund: \$ 133.20 Plus Interest of: 0.00 Maintenance Fund: \$ 78.28 Plus Interest of: 0.00			
Date	Description	Period (if applicable)	Admin	Maint	Balance
01/09/17	brought forward		133.20	78.28	211.48
01/09/17	Payment 211.48	01-09-17 to 30-11-17	(133.20)	(78.28)	0.00
01/09/17	Levies - normal	01-09-17 to 30-11-17	133.20	78.28	133.20
					211.48
Total Amount Overdue as at 2nd October 2017			\$ 211.48		

Please pay the overdue fees, charges and interest immediately. If payment is not received within 28 days of the date of this Notice the Owners Corporation intends to take action under Part 11 of the Owners Corporation Act 2006 to recover the amount due. This includes applying to the Victorian Civil and Administrative Tribunal (VCAT) seeking an order requiring you to pay. * Interest of 10.00% per annum will accrue on overdue fees until paid. The current amount of interest is \$0.0579 per day. The amount of interest has been calculated in accordance with the current rate under the Penalty Interest Rates Act 1983 (Vic). This rate is subject to change.

If mailing your payment please tear off this slip and return with payment. DO NOT include correspondence with your payment.

DEFT DEFT Reference Number:
PAYMENT SYSTEMS 2232 8317 6397 1350 3176

How to Pay
Mail this slip with your cheque to: DEFT Payment Systems,
GPO Box 2174, MELBOURNE VIC 3001
Call your bank, credit union or building society to make the payment from your cheque or savings account.
By phone: Please call 1300 301 090 to make your payment using a Mastercard, Visa.

Internet: Visit www.mysite.com and use the DEFT reference number supplied on this page.
In person: Present this page to make your payment by cash, cheque or EFTPOS at any post office. Payments made at Australia Post will incur a \$2.75 DEFT processing fee.

Payments by credit or debit card may attract a surcharge.
Registration is required for payments from cheque or savings accounts. Registration forms available from www.dtu.com.au or call 1800 672 182.
+223293176 30713503176 <

Bluestone OCM Pty Ltd
Lot: 811C Unit: 811C
Green Square No 1
Invoice No: 0006804
Total Amount Overdue: \$ 211.48

BPAY Biller Code: 96503
Reference: 2232 8317 6397 1350 3176
POST BillPAY

000021148<3+

Ecal Super Pty Ltd
22 Cochrane Street
BRIGHTON VIC 3186

Invoice No: 0006817 Issue Date: 02/10/17
Total Amount Overdue: \$ 431.52

Statement Activity for Owners Corporation 2 for Plan No. 646634D - ABN: 38199517144

Lot: 811C Unit: 811C Address: 609 Victoria Street, ABBOTSFORD VIC 3007 Lot Liability: 37 Lot Entitlement: 37		Administrative Fund: \$ 385.69 Plus Interest of: 0.00 Maintenance Fund: \$ 45.83 Plus Interest of: 0.00			
Date	Description	Period (if applicable)	Admin	Maint	Balance
01/09/17	brought forward		385.69	45.83	431.52
01/09/17	Payment 431.52	01-09-17 to 30-11-17	(385.69)	(45.83)	0.00
01/09/17	Levies - normal	01-09-17 to 30-11-17	385.69	45.83	385.69
					431.52
Total Amount Overdue as at 2nd October 2017			\$ 431.52		

Please pay the overdue fees, charges and interest immediately. If payment is not received within 28 days of the date of this Notice the Owners Corporation intends to take action under Part 11 of the Owners Corporation Act 2006 to recover the amount due. This includes applying to the Victorian Civil and Administrative Tribunal (VCAT) seeking an order requiring you to pay. * Interest of 10.00% per annum will accrue on overdue fees until paid. The current amount of interest is \$0.1182 per day. The amount of interest has been calculated in accordance with the current rate under the Penalty Interest Rates Act 1983 (Vic). This rate is subject to change.

If mailing your payment please tear off this slip and return with payment. DO NOT include correspondence with your payment.

DEFT DEFT Reference Number:
PAYMENT SYSTEMS 2477 2821 5307 1550 3136

How to Pay
Mail this slip with your cheque to: DEFT Payment Systems,
GPO Box 2174, MELBOURNE VIC 3001
Call your bank, credit union or building society to make the payment from your cheque or savings account.
By phone: Please call 1300 301 090 to make your payment using a Mastercard, Visa.

Internet: Visit www.mysite.com and use the DEFT reference number supplied on this page.
In person: Present this page to make your payment by cash, cheque or EFTPOS at any post office. Payments made at Australia Post will incur a \$2.75 DEFT processing fee.

Payments by credit or debit card may attract a surcharge.
Registration is required for payments from cheque or savings accounts. Registration forms available from www.dtu.com.au or call 1800 672 182.
+247728215 30715503136 <

Bluestone OCM Pty Ltd
Lot: 811C Unit: 811C
Green Square No 2
Invoice No: 0006817
Total Amount Overdue: \$ 431.52

BPAY Biller Code: 96503
Reference: 2477 2821 5307 1550 3136
POST BillPAY

000043152<3+

OWNERS CORPORATION FEE NOTICE

Owners Corporations Act 2006 Section 31, Owners Corporations Regulations 2007 and Owners Corporation Rules

Ercol Super Pty Ltd
 22 Cochrane Street
 BRIGHTON VIC 3186

Tax Invoice
 Invoice No: 0007227 Issue Date: 31/10/17
 Net Amount Payable: \$ 434.53
 Due Date: 01/12/2017

Payment is due within 28 days of the date of this Notice or by the Due Date.

New Charges for Owners Corporation 2 for Plan No. 646634D - ABN: 38199517144
 (A Limited of Plan No. 646634D-1)

Description	Transaction Type	Fund	Net	GST	Totals
01/12/2017 to 28/02/2018 for total Levy of \$1542.78 pa	Normal	Admin	350.63*	\$35.06	385.69
01/12/2017 to 28/02/2018 for total Levy of \$183.33 pa	Normal	Maint	41.68*	\$4.17	45.83
Arrears at time of printing					3.01
Gross Amount					434.53
Net Amount Payable					\$ 434.53

* Penalty Interest of 10.00% per annum will apply if not paid by the Due Date.
 The rate of interest has been calculated in accordance with the current rate under the Penalty Interest Rates Act 1983 (Vic). This rate is subject to change.

If mailing your payment please tear off this slip and return with payment. DO NOT include correspondence with your payment.

DEFT DEFT Reference Number: 2477 2821 5307 1350 3136

How to Pay
 By post: Mail this slip with your cheque to: DEFT Payment Systems, GPO Box 2174, MELBOURNE VIC 3001
 By pay: Call your bank, credit union or building society to make this payment from your cheque or savings account.
 By phone: Please call 1300 301 090 to make your payment using Mastercard, Visa, Diners Club or American Express.
 Internet: Visit www.mystrike.com and use the DEFT reference number supplied on this page.

DEFT DEFT Reference Number: 2477 2821 5307 1350 3136

Bluestone OCM Pty Ltd
 Building / Lot No: C811C Unit 811C
 Green Square No 2
 Invoice No: 0007227
 Net Amount Payable: \$ 434.53
 Due Date: 01/12/2017
 Biller Code: 96503
 Reference: 2477 2821 5307 1350 3136



+247728215 30715503136<

000043453<3+

OWNERS CORPORATION FINAL FEE NOTICE

Owners Corporations Act 2006 Section 32, Owners Corporations Regulations 2007 and Owners Corporation Rules

Ercol Super Pty Ltd
 22 Cochrane Street
 BRIGHTON VIC 3186

Tax Invoice
 Invoice No: 0007267 Issue Date: 16/01/18
 Total Amount Overdue: \$ 214.47

Statement Activity for Owners Corporation 1 for Plan No. 646634D - ABN: 67645594377

Date	Description	Period (if applicable)	Admin	Maint	Balance
24/11/17	brought forward				1.49
01/12/17	Penalty	01-12-17 to 28-02-18	133.20	0.01	1.50
01/12/17	Levies - normal				134.70
29/12/17	Penalty	01-12-17 to 28-02-18	78.28	0.01	212.98
29/12/17	Penalty		0.55		212.98
29/12/17	Penalty		0.93		213.94
					214.47
Total Amount Overdue as at 16th January 2018					\$ 214.47

(Includes Overdue Interest of \$1.51)

Please pay the overdue fees, charges and interest immediately. If payment is not received within 28 days of the date of this Notice the Owners Corporation intends to take action under Part 11 of the Owners Corporation Act 2006 to recover the amount due. This includes applying to the Victorian Civil and Administrative Tribunal (VCAT) seeking an order requiring you to pay.
 * Interest of 10.00% per annum will accrue on overdue fees until paid. The current amount of interest is \$0.0594 per day. The amount of interest has been calculated in accordance with the current rate under the Penalty Interest Rates Act 1983 (Vic). This rate is subject to change.

If mailing your payment please tear off this slip and return with payment. DO NOT include correspondence with your payment.

DEFT DEFT Reference Number: 2232 9317 6307 1350 3176

How to Pay
 By post: Mail this slip with your cheque to: DEFT Payment Systems, GPO Box 2174, MELBOURNE VIC 3001
 By pay: Call your bank, credit union or building society to make this payment from your cheque or savings account.
 By phone: Please call 1300 301 090 to make your payment using a Mastercard, Visa.
 Internet: Visit www.mystrike.com and use the DEFT reference number supplied on this page.

DEFT DEFT Reference Number: 2232 9317 6307 1350 3176

Bluestone OCM Pty Ltd
 Lot: 811C Unit: 811C
 Green Square No 1
 Invoice No: 0007267
 Total Amount Overdue: \$ 214.47
 Biller Code: 96503
 Reference: 2232 9317 6307 1350 3176



+223293176 30713503176<

000021447<3+

OWNERS CORPORATION FEE NOTICE

Owners Corporations Act 2006 Section 31 Owners Corporations Regulations 2007 and Owners Corporation Rules

Ercaul Super Pty Ltd
22 Cochrane Street
BRIGHTON VIC 3186

Tax Invoice
Invoice No: 0007267 Issue Date: 31/10/17
Net Amount Payable: \$ 212.96
Due Date: 01/12/2017

Payment is due within 28 days of the date of this Notice or by the Due Date.

New Charges for Owners Corporation 1 for Plan No. 646634D - ABN: 67645594377

Building / Lot No. C811C Unit 811C OC Address: 609 Victoria Street, ABBOTSFORD VIC 3067	Previous Balance: Penalty Interest: Issued Levies Not Due:	\$148 DR 0.00 0.00			
Lot Liability: 38 Lot Entitlement: 38					
Description	Transaction Type	Fund	Net	GST	Totals
01/12/2017 to 28/02/2018 for total Levy of \$532.80 pa	Normal	Admin	121.09*	\$12.11	133.20
01/12/2017 to 28/02/2018 for total Levy of \$313.14 pa	Normal	Maint	71.16*	\$7.12	78.28
Arrears at time of printing					1.48
Gross Amount					212.96

Net Amount Payable

* Penalty Interest of 10.00% per annum will apply if not paid by the Due Date.
The rate of Interest has been calculated in accordance with the current rate under the Penalty Interest Rates Act 1983 (Vic). This rate is subject to change.

\$ 212.96

OWNERS CORPORATION FEE NOTICE

Owners Corporations Act 2006 Section 31 Owners Corporations Regulations 2007 and Owners Corporation Rules

Ercaul Super Pty Ltd
22 Cochrane Street
BRIGHTON VIC 3186

Tax Invoice
Invoice No: 0007722 Issue Date: 16/02/18
Net Amount Payable: \$ 234.13
Due Date: 16/03/2018

Payment is due within 28 days of the date of this Notice or by the Due Date.

New Charges for Owners Corporation 1 for Plan No. 646634D - ABN: 67645594377

Building / Lot No. C811C Unit 811C OC Address: 609 Victoria Street, ABBOTSFORD VIC 3067	Previous Balance: Penalty Interest: Issued Levies Not Due:	\$151 DR \$0.01 DR 0.00			
Lot Liability: 38 Lot Entitlement: 38					
Description	Transaction Type	Fund	Net	GST	Totals
For the period 01/03/2018 to 31/05/2018	Normal (Interim)	Admin	144.51*	\$14.45	158.96
For the period 01/03/2018 to 31/05/2018	Normal (Interim)	Maint	66.95*	\$6.70	73.65
Arrears at time of printing					1.52
Gross Amount					234.13

Net Amount Payable

* Penalty Interest of 10.00% per annum will apply if not paid by the Due Date.
The rate of Interest has been calculated in accordance with the current rate under the Penalty Interest Rates Act 1983 (Vic). This rate is subject to change.

\$ 234.13

If mailing your payment please tear off this slip and return with payment. DO NOT include correspondence with your payment.

Please make cheques payable to: Owners Corporation for Plan No. 646634D-1

DEFT
PAYMENT SYSTEMS
DEFT Reference Number: 2232 9317 6307 1350 3176

Bluestone OCM Pty Ltd
Building / Lot No. C811C Unit 811C
Green Square No 1
Invoice No: 0007267
Net Amount Payable: \$ 212.96
Due Date: 01/12/2017

How to Pay
By post: Mail the slip with your cheque to: DEFT Payment Systems, GPO Box 2174, MELBOURNE VIC 3001
By pay: Call your bank, credit union or building society to make this payment from your cheque or savings account.
By phone: Please call 1300 301 090 to make your payment using Mastercard, Visa, Debit Card or American Express. Visit www.mysystems.com and use the DEFT reference number supplied on this page.
Internet: Present this page to make your payment by cash, cheque or EFTPOS at any post office.
In person: Payments made at Australia Post will incur a \$2.75 DEFT processing fee.

Payments by credit or debit card may attract a surcharge.
Registration forms available from www.deft.com.au or call 1300 672 192.

+223293176 30713503176<



442 223293176 30713503176

000021296<3+

If mailing your payment please tear off this slip and return with payment. DO NOT include correspondence with your payment.

Please make cheques payable to: Owners Corporation for Plan No. 646634D-1

DEFT
PAYMENT SYSTEMS
DEFT Reference Number: 2232 9317 6307 1350 3176

Bluestone OCM Pty Ltd
Building / Lot No. C811C Unit 811C
Green Square No 1
Invoice No: 0007722
Net Amount Payable: \$ 234.13
Due Date: 16/03/2018

How to Pay
By post: Mail the slip with your cheque to: DEFT Payment Systems, GPO Box 2174, MELBOURNE VIC 3001
By pay: Call your bank, credit union or building society to make this payment from your cheque or savings account.
By phone: Please call 1300 301 090 to make your payment using Mastercard, Visa, Debit Card or American Express. Visit www.mysystems.com and use the DEFT reference number supplied on this page.
Internet: Present this page to make your payment by cash, cheque or EFTPOS at any post office.
In person: Payments made at Australia Post will incur a \$2.75 DEFT processing fee.

Payments by credit or debit card may attract a surcharge.
Registration forms available from www.deft.com.au or call 1300 672 192.

+223293176 30713503176<



442 223293176 30713503176

000023413<3+

OWNERS CORPORATION FEE NOTICE

Owners Corporations Act 2006 Section 31, Owners Corporations Regulations 2007 and Owners Corporation Rules

Ercoal Super Pty Ltd
22 Cochrane Street
BRIGHTON VIC 3186

Tax Invoice
Invoice No: 0007652 Issue Date: 15/02/18
Net Amount Payable: \$ 432.07
Due Date: 15/03/2018

Payment is due within 28 days of the date of this Notice or by the Due Date.

New Charges for Owners Corporation 2 for Plan No. 646634D - ABN: 38199517144

(A Limited of Plan No. 646634D-1)

Building / Lot No. C/811C Unit 811C OC Address: 609 Victoria Street, ABBOTSFORD Lot Liability: 37 Lot Entitlement: 37	VIC 3067	Previous Balance: Penalty Interest: Issued Levies Not Due:	\$0.04 DR 0.00 0.00
Description	Transaction Type	Fund	Net GST Totals
For the period 01/03/2018 to 31/05/2018	Normal (Interim)	Admin	359.86* \$35.97 395.83
For the period 01/03/2018 to 31/05/2018	Normal (Interim)	Maint	33.09* \$3.31 38.40
Areas at time of printing			0.04
Gross Amount			432.07
Net Amount Payable			\$ 432.07

* Penalty Interest of 10.00% per annum will apply if not paid by the Due Date. The rate of interest has been calculated in accordance with the current rate under the Penalty Interest Rates Act 1993 (Vic). This rate is subject to change.

If mailing your payment please tear off this slip and return with payment. DO NOT include correspondence with your payment.

Please make cheques payable to: Owners Corporation for Plan No. 646634D-2

DEFT DEFT Reference Number:
PAYMENT SYSTEMS 2477 2821 5307 1550 3136

How to Pay
By post: Mail this slip with your cheque to: DEFT Payment Systems, GPO Box 2174, MELBOURNE VIC 3001

By pay: Call your bank, credit union or building society to make this payment from your cheque or savings account.

By phone: Please call 1300 301 090 to make your payment using Mastercard, Visa, Diners Club or American Express.

Internet: Visit www.myrateba.com and use the DEFT reference number supplied on this page.

In person: Present this page to make your payment by cash, cheque or EFTPOS at any post office.

Payments made at Australia Post will incur a \$2.75 DEFT processing fee.

Payments by credit or debit card may attract a surcharge. Registration is required for all cheques or savings accounts. Registration forms available from www.deft.com.au or call 1800 672 182.

+247728215 30715503136<

BPAY Biller Code: 96503
Reference: 2477 2821 5307 1550 3136

POST billpay

442 247728215 30715503136

000043207<3+

OWNERS CORPORATION FEE NOTICE

Owners Corporations Act 2006 Section 31, Owners Corporations Regulations 2007 and Owners Corporation Rules

Ercoal Super Pty Ltd
22 Cochrane Street
BRIGHTON VIC 3186

Tax Invoice
Invoice No: 0008186 Issue Date: 01/05/18
Net Amount Payable: \$ 232.62
Due Date: 01/06/2018

Payment is due within 28 days of the date of this Notice or by the Due Date.

New Charges for Owners Corporation 1 for Plan No. 646634D - ABN: 67945594377

Building / Lot No. C/811C Unit 811C OC Address: 609 Victoria Street, ABBOTSFORD Lot Liability: 38 Lot Entitlement: 38	VIC 3067	Previous Balance: Penalty Interest: Issued Levies Not Due:	\$0.01 DR 0.00 0.00
Description	Transaction Type	Fund	Net GST Totals
For the period 01/06/2018 to 31/08/2018	Normal (Interim)	Admin	144.51* \$14.45 158.96
For the period 01/06/2018 to 31/08/2018	Normal (Interim)	Maint	66.96* \$6.70 73.65
Areas at time of printing			0.01
Gross Amount			232.62
Net Amount Payable			\$ 232.62

* Penalty Interest of 10.00% per annum will apply if not paid by the Due Date. The rate of interest has been calculated in accordance with the current rate under the Penalty Interest Rates Act 1993 (Vic). This rate is subject to change.

If mailing your payment please tear off this slip and return with payment. DO NOT include correspondence with your payment.

Please make cheques payable to: Owners Corporation for Plan No. 646634D-1

DEFT DEFT Reference Number:
PAYMENT SYSTEMS 2232 9317 6307 1350 3176

How to Pay
By post: Mail this slip with your cheque to: DEFT Payment Systems, GPO Box 2174, MELBOURNE VIC 3001

By pay: Call your bank, credit union or building society to make this payment from your cheque or savings account.

By phone: Please call 1300 301 090 to make your payment using Mastercard, Visa, Diners Club or American Express.

Internet: Visit www.myrateba.com and use the DEFT reference number supplied on this page.

In person: Present this page to make your payment by cash, cheque or EFTPOS at any post office.

Payments made at Australia Post will incur a \$2.75 DEFT processing fee.

Payments by credit or debit card may attract a surcharge. Registration is required for all cheques or savings accounts. Registration forms available from www.deft.com.au or call 1800 672 182.

+223293176 30713503176<

BPAY Biller Code: 96503
Reference: 2232 9317 6307 1350 3176

POST billpay

442 223293176 30713503176

000023262<3+

OWNERS CORPORATION FEE NOTICE

Owners Corporations Act 2006 Section 31, Owners Corporations Regulations 2007 and Owners Corporation Rules

Ercol Super Pty Ltd
 22 Cochrane Street
 BRIGHTON VIC 3186

Tax Invoice

Invoice No: 0008085 Issue Date: 01/05/18
 Net Amount Payable: \$ 432.03
 Due Date: 01/06/2018

Payment is due within 28 days of the date of this Notice or by the Due Date.

New Charges for Owners Corporation 2 for Plan No. 646634D - ABN: 39199517144
 (A Limited of Plan No. 646634D-1)

Building / Lot No. C811C Unit 811C Previous Balance: 0.00
 OC Address: 609 Victoria Street, ABBOTSFORD VIC 3067 Penalty Interest: 0.00
 Lot Liability: 37 Lot Entitlement: 37 Issued Levies Not Due: 0.00

Description	Transaction Type	Fund	Net	GST	Totals
For the period 01/06/2018 to 31/08/2018	Normal (Interim)	Admin	359.66*	\$35.97	395.63
For the period 01/06/2018 to 31/08/2018	Normal (Interim)	Maint	33.09*	\$3.31	36.40
Arrears/assessd at time of printing					0.00
Gross Amount					432.03

Net Amount Payable \$ 432.03

* Penalty interest of 10.00% per annum will apply if not paid by the Due Date.
 The rate of interest has been calculated in accordance with the current rate under the Penalty Interest Rates Act 1993 (Vic). This rate is subject to change.

If mailing your payment please tear off this slip and return with payment. DO NOT include correspondence with your payment.
 Please make cheques payable to: Owners Corporation for Plan No. 646634D-2

DEFT PAYMENT SYSTEMS
 DEFT Reference Number: 2477 2821 5307 1550 3136

How to Pay

By post: Mail this slip with your cheque to: DEFT Payment Systems, GPO Box 2174, MELBOURNE VIC 3001

By pay: Call your bank, credit union or building society to make this payment from your cheque or savings account. Please call 1300 301 080 to make your payment using Mastercard, Visa, Diners Club or American Express. Visit www.mysystems.com and use the DEFT reference number supplied on this page.

In person: Present this page to make your payment by cash, cheque or EFTPOS at any post office. Payments made at Australia Post will incur a \$2.75 DEFT processing fee.

Payments by credit or debit card may attract a surcharge.
 Registration is required for payments from cheque or savings accounts.
 Registration forms available from www.deft.com.au or call 1800 872 192.

BPAY billpay

Billers Code: 96593
 Reference: 2477 2821 5307 1550 3136



+247728215 30715503136 <

000043203<3+



Macquarie Cash Management Account

MACQUARIE BANK LIMITED
ABN 48 008 583 542 AFSL 237502

WP12

enquiries 1800 806 310
fax 1800 550 140
www.macquarie.com.au

GPO Box 5435CC
Melbourne, VIC 3001

Level 24, 101 Collins Street
Melbourne, VIC 3000



ERCAI SUPER PTY LTD
22 COCHRANE STREET
BRIGHTON VIC 3186

account balance **\$71,482.14**
as at 31 Dec 17

account name ERCAI SUPER PTY LTD ATF
ERCAI SUPERANNUATION FUND
account no. 962730156

→ 80/001
375/001

transactions	debits	credits	balance
30.06.17			OPENING BALANCE 78,255.59
03.07.17	PAPER STATEMENT FEE		78,253.09
14.07.17	TEBTER PROPERTY TEBTER PROPERTY	566.04 ✓	78,819.13
18.07.17	THORN GROUP LTD JUL17/00806098	281.25 ✓	79,100.38
27.07.17	TEBTER PROPERTY TEBTER PROPERTY	566.04 ✓	79,666.42
27.07.17	TRANSACT FUNDS TFR TO GO MARKETS	5,000.00 ✓	74,666.42
31.07.17	MACQUARIE CMA INTEREST PAID*	92.68 ✓	74,759.10
10.08.17	TEBTER PROPERTY TEBTER PROPERTY	467.04 ✓	75,226.14
24.08.17	TEBTER PROPERTY TEBTER PROPERTY	566.04 ✓	75,792.18
31.08.17	MACQUARIE CMA INTEREST PAID*	89.53 ✓	75,881.71
07.09.17	TEBTER PROPERTY TEBTER PROPERTY	566.04 ✓	76,447.75
21.09.17	TEBTER PROPERTY TEBTER PROPERTY	566.04 ✓	77,013.79

how to make a transaction

online
Log in to www.macquarie.com.au/personal

by phone
Call 133 275 to make a phone transaction

transfers from another bank account
Transfer funds from another bank to this account:
BSB 182 512
ACCOUNT NO. 962730156

deposits using BPay
From another bank

	Bill code: 667022
	Ref: 962 730 156

continued on next



Macquarie Cash Management Account

enquiries 1800 806 310

account name ERCAI SUPER PTY LTD ATF
ERCAI SUPERANNUATION FUND
account no. 962730156

transactions	debits	credits	balance
29.09.17	MACQUARIE CMA INTEREST PAID*	88.02 ✓	77,101.81
05.10.17	TEBTER PROPERTY TEBTER PROPERTY	566.04 ✓	77,667.85
10.10.17	BPAY TO YARRA CITY CNL RATES	217.66 ✓	77,450.19
10.10.17	BPAY TO CITY WEST WATER	222.51 ✓	77,227.68
11.10.17	BPAY TO DEFT PAYMENTS	211.48 ✓	77,016.20
11.10.17	BPAY TO DEFT PAYMENTS	431.52 ✓	76,584.68
19.10.17	TEBTER PROPERTY TEBTER PROPERTY	566.04 ✓	77,150.72
24.10.17	CHEQUE WITHDRAWAL 000007	2,196.00 ✓	74,954.72
24.10.17	CHEQUE WITHDRAWAL 000006	7,153.00 ✓	67,801.72
27.10.17	NCM DIV 001208632253	797.75 ✓	68,599.47
31.10.17	MACQUARIE CMA INTEREST PAID*	88.99 ✓	68,688.46
31.10.17	SBSCH 480000728925	702.00 ✓ 76/001	69,390.46
02.11.17	TEBTER PROPERTY TEBTER PROPERTY	566.04 ✓	69,956.50
16.11.17	TEBTER PROPERTY TEBTER PROPERTY	566.04 ✓	70,522.54
30.11.17	MACQUARIE CMA INTEREST PAID*	80.75 ✓	70,603.29
30.11.17	TEBTER PROPERTY TEBTER PROPERTY	566.04 ✓	71,169.33
01.12.17	BPAY TO YARRA CITY CNL RATES	216.00 ✓	70,953.33
01.12.17	BPAY TO DEFT PAYMENTS	434.53 ✓	70,518.80
14.12.17	TEBTER PROPERTY TEBTER PROPERTY	566.04 ✓	71,084.84
28.12.17	TEBTER PROPERTY TEBTER PROPERTY	313.04 ✓	71,397.88
29.12.17	MACQUARIE CMA INTEREST PAID*	84.26 ✓	71,482.14

continued on next



MACQUARIE

Macquarie Cash Management Account

MACQUARIE BANK LIMITED
ABN 46 008 583 542 AFSL 237502

enquiries 1800 806 310
fax 1800 550 140
www.macquarie.com.au

GPO Box 5435CC
Melbourne, VIC 3001

Level 24, 101 Collins Street
Melbourne, VIC 3000



ERCAI SUPER PTY LTD
22 COCHRANE STREET
BRIGHTON VIC 3186

account balance \$117,792.00
as at 30 Jun 18

account name ERCAI SUPER PTY LTD ATF
ERCAI SUPERANNUATION FUND
account no. 962730156

transactions	debits	credits	balance
31.12.17			71,482.14
02.01.18	2.50 /		71,479.64
02.01.18	48.00 /		71,431.64
11.01.18		566.04 /	71,997.68
19.01.18		112.50 /	72,110.18
22.01.18	212.96 /		71,897.22
25.01.18		566.04 /	72,463.26
31.01.18		73.92 /	72,537.18
07.02.18		702.00 /	73,239.18
08.02.18		566.04 /	73,805.22
22.02.18		566.04 /	74,371.26
27.02.18	216.00 /		74,155.26

how to make a transaction

online
Log in to www.macquarie.com.au/personal

by phone
Call 133 275 to make a phone transaction

transfers from another bank account
Transfer funds from another bank to this account:
BSB 182 512
ACCOUNT NO. 962730156

deposits using BPay
From another bank



Billers code: 667022
Ref: 962 730 156

continued on next



Macquarie Cash Management Account

enquiries 1800 806 310

account name ERCAI SUPER PTY LTD ATF
ERCAI SUPERANNUATION FUND
account no. 962730156

transactions	debits	credits	balance
28.02.18 MACQUARIE CMA INTEREST PAID*		68.45 ✓	74,223.71
01.03.18 CHEQUE WITHDRAWAL 000008	2,196.00 ✓		72,027.71
08.03.18 TEBTER PROPERTY TEBTER PROPERTY		566.04 ✓	72,593.75
21.03.18 BPAY TO DEFT PAYMENTS	432.07 ✓		72,161.68
21.03.18 BPAY TO DEFT PAYMENTS	234.13 ✓		71,927.55
22.03.18 TEBTER PROPERTY TEBTER PROPERTY		566.04 ✓	72,493.59
29.03.18 MACQUARIE CMA INTEREST PAID*		74.43 ✓	72,568.02
05.04.18 TEBTER PROPERTY TEBTER PROPERTY		566.04 ✓	73,134.06
19.04.18 TEBTER PROPERTY TEBTER PROPERTY		566.04 ✓	73,700.10
30.04.18 MACQUARIE CMA INTEREST PAID*		72.91 ✓	73,773.01
30.04.18 BPAY TO CITY WEST WATER	293.32 ✓		73,479.69
30.04.18 BPAY TO TAX OFFICE PAYMENTS	2,196.00 ✓		71,283.69
02.05.18 NCM DIV 001215494288		820.41 ✓	72,104.10
03.05.18 TEBTER PROPERTY TEBTER PROPERTY		566.04 ✓	72,670.14
03.05.18 TRANSACT FUNDS TFR TO GO MARKETS	5,000.00 ✓		67,670.14
11.05.18 ATO ATO005000009215764		702.00 ✓	68,372.14
17.05.18 TEBTER PROPERTY TEBTER PROPERTY		566.04 ✓	68,938.18
31.05.18 MACQUARIE CMA INTEREST PAID*		70.35 ✓	69,008.53
31.05.18 TEBTER PROPERTY TEBTER PROPERTY		566.04 ✓	69,574.57
04.06.18 BPAY TO DEFT PAYMENTS	232.62 ✓		69,341.95
04.06.18 BPAY TO DEFT PAYMENTS	432.03 ✓		68,909.92
04.06.18 BPAY TO YARRA CITY CNL RATES	216.00 ✓		68,693.92
14.06.18 TEBTER PROPERTY TEBTER PROPERTY		566.04 ✓	69,259.96
28.06.18 TEBTER PROPERTY TEBTER PROPERTY		566.04 ✓	69,826.00
29.06.18 MACQUARIE CMA INTEREST PAID*		72.00 ✓	69,898.00
29.06.18 ATO ATO007000009254182		22,894.00 ✓	92,792.00
29.06.18 ATO ATO007000009254183	261/001 ✓	25,000.00 ✓	117,792.00


continued on next



Macquarie Cash Management Account

enquiries 1800 806 310

account name ERCAI SUPER PTY LTD ATF
ERCAI SUPERANNUATION FUND
account no.962730156



transactions	debits	credits	balance
CLOSING BALANCE AS AT 30 JUN 18	11,711.63	58,021.49	117,792.00

* Stepped interest rates as at 30 June 2018: balances \$0.00 to \$4,999.99 earned 0.00%; balances \$5,000.00 and above earned 1.30%

annual interest summary 2017/2018

INTEREST PAID	956.29
TOTAL INCOME PAID	956.29

7/2/2018

Mail - Robert Cai - Outlook

WP:3

39822974	2018.05.08 17:11:33	buy limit	0.10	usdcad	1.24300	1.24000	1.29000	1.31373
39844922	2018.05.11 23:53:57	buy stop	0.10	gbpusd	1.36100	1.35900	1.37390	1.32098
39862946	2018.05.16 15:05:09	sell stop	0.10	usdjpy	107.900	108.100	106.960	110.680
39862951	2018.05.16 15:05:53	sell stop	0.10	usdjpy	106.900	107.100	105.960	110.680
39872046	2018.05.17 22:13:21	buy stop	0.10	xauusd	1310.00	1308.00	1320.00	1253.02
39872048	2018.05.17 22:14:09	buy stop	0.10	xauusd	1321.00	1319.00	1335.00	1253.02
39925651	2018.05.24 05:23:23	buy stop	0.10	gbpusd	1.35100	1.34900	1.36000	1.32098
39925668	2018.05.24 05:29:41	sell stop	0.10	gbpusd	1.29900	1.30100	1.29000	1.32063
39925682	2018.05.24 05:30:20	sell stop	0.10	gbpusd	1.28900	1.29100	1.28000	1.32063
40349484	2018.06.26 03:22:06	sell limit	0.10	xauusd	1270.00	1273.00	1250.00	1252.56
40352691	2018.06.26 06:53:08	buy limit	0.10	usdjpy	109.000	108.700	111.000	110.691
40369788	2018.06.26 22:48:41	buy stop	0.10	xauusd	1265.00	1263.00	1275.00	1253.02
40369793	2018.06.26 22:49:34	buy stop	0.10	xauusd	1275.60	1273.00	1295.00	1253.02
40369797	2018.06.26 22:50:31	buy stop	0.10	xauusd	1295.60	1293.00	1315.00	1253.02

A/C Summary:

Closed Trade P/L: 537.79
 Deposit/Withdrawal: 0.00
 Balance: 4 677.95

Floating P/L: -294.30
 Total Credit Facility: 0.00
 Equity: 4 383.65
 Margin Requirement: 435.59
 Available Margin: 3 948.06

Best Regards
Accounts Department

Please report to us within 24 hours if this statement is incorrect. Otherwise this statements will be considered to be confirmed by you.

Monthly Statement

Go Markets Pty Ltd <support@gomarkets.com.au>

Sat 1/07/2017 7:07 AM

To: Ercai Super Pty Ltd - Ercai Superannuation Fund <cair27@hotmail.com>;

Go Markets Pty Ltd

A/C No: 530610

Name: Ercai Super Pty Ltd - Ercai Superannuation Fund

2017 June

Closed Transactions:

Ticket	Open Time	Type	Size	Item	Price	S / L	T / P	Close Time	Price	Commission	R/O	Swap
37981644	2017.05.31 14:53:01	sell	0.10	eurgbp	0.87393	0.87500	0.86700	2017.06.01 00:18:24	0.87298	-0.70		0.08
37981734	2017.05.31 15:05:19	sell	0.10	eurusd	1.12209	1.12570	1.11700	2017.06.02 15:33:20	1.12571	-0.70		1.34
37984858	2017.06.01 00:17:13	sell	0.10	gbpusd	1.28769	0.00000	0.00000	2017.06.02 15:40:12	1.28949	-0.70		0.13
37984859	2017.06.01 00:18:56	buy	0.10	usdjpy	110.772	0.000	0.000	2017.06.02 15:40:17	110.774	-0.70		0.22
38001917	2017.06.02 17:48:01	buy limit	0.10	gbpusd	1.28536	0.00000	0.00000	2017.06.05 01:40:41	1.28681	-0.70		
38002284	2017.06.02 23:18:00	buy limit	0.10	usdjpy	110.350	0.000	0.000	2017.06.05 01:40:52	110.514			
38002286	2017.06.02 23:30:48	sell	0.10	eurusd	1.12836	0.00000	0.00000	2017.06.05 16:27:29	1.12530	-0.70		0.33
38002301	2017.06.02 23:33:05	sell	0.10	eurgbp	0.87561	0.00000	0.00000	2017.06.05 16:30:10	0.87031	-0.70		0.03
38002302	2017.06.02 23:45:01	sell	0.10	xauusd	1279.14	0.00	0.00	2017.06.05 01:39:32	1280.71	0.00		0.11
38003553	2017.06.05 12:22:28	sell	0.10	gbpusd	1.29001	0.00000	0.00000	2017.06.05 16:26:57	1.29367	-0.70		0.00
38009344	2017.06.06 06:37:41	sell limit	0.10	gbpusd	1.32000	0.00000	0.00000	2017.06.06 14:25:54	1.28997			
38013169	2017.06.06 21:59:53	sell	0.10	audusd	0.75083	0.76000	0.73900	2017.06.14 15:31:22	0.76001	-0.70		-3.04
38018174	2017.06.07 15:38:14	buy	0.10	eurgbp	0.86978	0.86550	0.87550	2017.06.07 15:51:02	0.86953	-0.70		0.00
38039823	2017.06.09 06:27:58	buy	0.10	eurusd	1.11973	0.00000	0.00000	2017.06.09 06:28:07	1.11969	-0.70		0.00
38039840	2017.06.09 11:03:37	buy	0.10	eurusd	1.11831	1.11600	1.28500	2017.06.09 16:22:40	1.11702	-0.70		0.00
38040143	2017.06.09 09:42:53	buy	0.10	gbpusd	1.26576	1.27000	1.29000	2017.06.09 16:00:18	1.27221	-0.70		0.00
38045887	2017.06.09 16:18:59	sell	0.10	gbpusd	1.27325	0.00000	0.00000	2017.06.09 16:24:04	1.27248	-0.70		0.00
38045936	2017.06.09 16:28:09	sell	0.10	gbpusd	1.27281	1.27500	1.26500	2017.06.09 16:48:12	1.27373	-0.70		0.00
38046055	2017.06.09 16:56:42	sell limit	0.10	gbpusd	1.27750	1.27800	1.26550	2017.06.13 15:54:15	1.27207			
38047908	2017.06.12 01:36:48	sell	0.10	gbpusd	1.27378	1.26700	1.25000	2017.06.13 09:03:18	1.26700	-0.70		0.13
38061206	2017.06.14 09:18:32	sell	0.10	gbpusd	1.27766	1.28500	1.26500	2017.06.14 16:32:25	1.28010	-0.70		0.00
38063381	2017.06.14 06:28:48	sell	0.10	xauusd	1269.78	1275.00	1260.00	2017.06.14 06:29:35	1270.25	0.00		0.00
38063392	2017.06.14 06:30:47	sell limit	0.10	xauusd	1275.00	1280.00	1260.00	2017.06.14 13:23:03	1267.36			
38063398	2017.06.14 09:19:04	sell	0.10	eurusd	1.12204	1.12250	1.11950	2017.06.14 09:41:49	1.12252	-0.70		0.00
38066245	2017.06.14 13:21:58	sell	0.10	audusd	0.75819	0.76500	0.73500	2017.06.14 16:32:44	0.76279	-0.70		0.00
38066272	2017.06.14 13:24:40	buy limit	0.10	xauusd	1250.00	0.00	0.00	2017.06.14 23:20:09	1260.30			
38066278	2017.06.14 13:25:06	buy limit	0.10	xauusd	1235.00	0.00	0.00	2017.06.19 23:53:01	1243.51			
38066284	2017.06.14 13:25:47	buy limit	0.10	xauusd	1230.00	0.00	0.00	2017.06.26 15:25:08	1238.44			
38070171	2017.06.15 01:25:50	buy limit	0.10	xauusd	1250.00	0.00	0.00	2017.06.15 15:33:48	1252.98			
38070174	2017.06.15 01:28:22	buy limit	0.10	gbpusd	1.25280	0.00000	0.00000	2017.06.20 23:12:39	1.26279			
38070184	2017.06.15 12:24:54	buy	0.10	eurusd	1.11750	0.00000	0.00000	2017.06.15 15:32:55	1.11536	-0.70		0.00
38075532	2017.06.15 17:14:22	buy limit	0.10	gbpusd	1.25000	0.00000	0.00000	2017.06.20 23:12:54	1.26277			
38085379	2017.06.16 16:43:39	buy	0.10	xauusd	1255.66	0.00	0.00	2017.06.19 16:09:46	1249.06	0.00		-1.15
38085676	2017.06.16 17:03:08	buy	0.10	xauusd	1255.96	0.00	0.00	2017.06.19 16:09:42	1249.06	0.00		-1.15
38090425	2017.06.19 19:51:50	buy	0.10	eurusd	1.11563	0.00000	0.00000	2017.06.19 20:54:36	1.11534	-0.70		0.00
38100975	2017.06.20 17:16:34	sell limit	0.10	eurgbp	0.86980	0.00000	0.00000	2017.06.20 17:17:34	0.88224			
38106782	2017.06.27 22:06:00	sell	0.10	gbpusd	1.28498	1.28400	1.27000	2017.06.28 15:06:46	1.28401	-0.70		0.22
38108241	2017.06.21 22:54:07	buy	0.10	usdjpy	111.365	0.000	0.000	2017.06.22 05:24:54	110.980	-0.70		0.77
38108250	2017.06.21 22:55:26	sell	0.10	gbpusd	1.26634	1.27000	1.26000	2017.06.23 05:06:26	1.27005	-0.70		0.89
38118718	2017.06.23 17:07:06	sell	0.10	xauusd	1255.65	1258.00	1250.00	2017.06.23 17:35:57	1256.22	0.00		0.00
38123236	2017.06.26 15:56:12	buy	0.10	xauusd	1244.34	0.00	0.00	2017.06.26 15:58:49	1243.18	0.00		0.00
38123275	2017.06.26 16:00:17	buy limit	0.10	xauusd	1230.00	0.00	0.00	2017.06.26 23:45:17	1244.16	0.00		0.00

Monthly Statement

Go Markets Pty Ltd <support@gomarkets.com.au>

Tue 1/08/2017 7:07 AM

To: Ercai Super Pty Ltd - Ercai Superannuation Fund <cair27@hotmail.com>;

Go Markets Pty Ltd

A/C No: 530610

Name: Ercai Super Pty Ltd - Ercai Superannuation Fund

2017 July 31, 23:59

Closed Transactions:

Ticket	Open Time	Type	Size	Item	Price	S / L	T / P	Close Time	Price	Commission	R/O Swap	Trade P/L
38019683	2017.06.07 22:37:00	buy limit	0.10	usouds	39.880	0.000	0.000	2017.07.08 05:36:00	44.533		expiration [2017.07.08 05:36]	
38066281	2017.06.14 13:25:29	buy limit	0.10	xauusd	1218.00	0.00	0.00	2017.07.03 23:45:32	1220.07			cancelled
38068222	2017.07.14 09:16:54	sell	0.10	audusd	0.77580	0.00000	0.00000	2017.07.18 07:59:57	0.79052	-0.70	-0.68	-186.21
38068232	2017.07.17 16:15:31	sell	0.10	audusd	0.78370	0.00000	0.00000	2017.07.25 15:22:26	0.79630	-0.70	-2.66	-158.23
38068282	2017.07.14 22:43:45	sell	0.10	gbpusd	1.30983	1.30500	0.00000	2017.07.18 20:58:20	1.30506	-0.70	0.43	60.23
38135768	2017.06.28 16:08:53	sell limit	0.10	xauusd	1258.00	0.00	0.00	2017.07.03 15:35:57	1231.44			cancelled
38135868	2017.07.11 17:32:50	sell	0.10	eurgbp	0.88781	0.89000	0.87500	2017.07.12 15:39:15	0.89001	-0.70	0.03	-36.97
38149031	2017.06.30 23:58:39	sell	0.10	gbpusd	1.30251	1.30155	1.27000	2017.07.03 10:12:03	1.30156	-0.70	0.22	12.38
38150548	2017.07.03 01:11:57	sell	0.10	eurusd	1.14243	1.14150	1.12700	2017.07.03 07:46:22	1.14153	-0.70	0.00	11.73
38154430	2017.07.03 15:41:03	sell limit	0.10	gbpusd	1.30000	1.30300	1.27000	2017.07.03 16:52:35	1.29550			cancelled
38154637	2017.07.03 16:44:19	sell	0.10	gbpusd	1.29539	1.29730	1.27800	2017.07.04 02:14:00	1.29446	-0.70	0.22	12.13
38155482	2017.07.03 23:23:07	buy	0.10	xauusd	1222.30	0.00	0.00	2017.07.03 23:42:44	1219.54	0.00	0.00	-36.04
38155484	2017.07.03 23:24:42	buy	0.10	eurusd	1.13658	1.13620	1.15000	2017.07.04 05:03:41	1.13692	-0.70	-1.13	4.43
38155500	2017.07.07 15:57:23	sell	0.10	usdjpy	113.897	113.790	112.000	2017.07.13 15:46:32	113.317	-0.70	-5.06	66.27
38155506	2017.07.03 23:40:00	sell	0.10	usdjpy	113.428	0.000	0.000	2017.07.03 23:41:12	113.460	-0.70	0.00	-3.68
38155915	2017.07.04 02:08:26	sell	0.10	usdjpy	113.351	113.430	112.000	2017.07.04 05:03:31	113.277	-0.70	0.00	8.52
38156353	2017.07.04 03:20:36	buy	0.10	xauusd	1224.57	0.00	0.00	2017.07.04 03:42:52	1224.51	0.00	0.00	-0.78
38156440	2017.07.04 03:43:19	buy limit	0.10	xauusd	1220.00	0.00	0.00	2017.07.04 04:27:11	1223.30			cancelled
38156595	2017.07.04 05:45:17	buy	0.10	gbpusd	1.29349	0.00000	0.00000	2017.07.04 16:17:54	1.29182	-0.70	0.00	-21.97
38156987	2017.07.04 05:14:53	buy	0.10	audusd	0.76658	0.76500	0.77200	2017.07.04 07:31:27	0.76495	-0.70	0.00	-21.31
38157043	2017.07.05 13:00:17	buy	0.10	xauusd	1219.93	0.00	0.00	2017.07.13 15:46:49	1219.08	0.00	-11.66	-11.01
38157046	2017.07.07 16:06:28	buy	0.10	xauusd	1214.89	1210.00	1256.00	2017.07.13 15:46:22	1219.28	0.00	-6.98	56.83
38157051	2017.07.07 18:10:07	buy	0.10	xauusd	1209.75	1210.00	1266.00	2017.07.13 15:46:16	1219.39	0.00	-6.98	124.79
38157698	2017.07.04 07:49:32	sell	0.10	usdjpy	113.115	0.000	0.000	2017.07.04 16:17:59	113.199	-0.70	0.00	-9.77
38157743	2017.07.04 07:59:20	buy	0.10	xauusd	1223.35	1223.00	1255.00	2017.07.04 16:19:48	1224.17	0.00	0.00	10.79
38160423	2017.07.04 16:03:31	buy	0.10	eurusd	1.13470	1.13350	1.14700	2017.07.04 16:18:06	1.13414	-0.70	0.00	-7.37
38160538	2017.07.04 16:36:32	sell	0.10	gbpusd	1.29175	1.29300	1.27000	2017.07.04 17:00:15	1.29308	-0.70	0.00	-17.48
38162845	2017.07.05 06:35:41	sell	0.10	gbpusd	1.29353	1.29380	1.27000	2017.07.05 09:40:57	1.29380	-0.70	0.00	-3.54
38165825	2017.07.05 13:57:17	sell	0.10	gbpusd	1.29079	1.29300	1.27000	2017.07.05 14:24:54	1.29153	-0.70	0.00	-9.73
38169193	2017.07.07 02:06:27	buy	0.10	xauusd	1220.87	1210.00	1256.00	2017.07.13 15:47:01	1219.08	0.00	-6.98	-23.17
38180139	2017.07.07 22:59:36	sell	0.10	eurgbp	0.88486	0.00000	0.00000	2017.07.10 17:26:09	0.88565	-0.70	0.03	-13.39
38180154	2017.07.07 23:02:43	sell	0.10	eurusd	1.14017	1.14400	1.13200	2017.07.10 17:11:05	1.13926	-0.70	0.40	11.98
38184942	2017.07.11 16:08:10	buy	0.10	gbpusd	1.28501	0.00000	0.00000	2017.07.12 14:35:02	1.28686	-0.70	-0.94	24.17
38196894	2017.07.12 14:54:51	buy	0.10	usdjpy	113.575	113.200	114.560	2017.07.12 15:37:38	113.200	-0.70	0.00	-43.19
38212702	2017.07.14 16:51:36	sell	0.10	xauusd	1230.90	0.00	0.00	2017.07.26 22:05:45	1262.30	0.00	1.89	-392.64
38212705	2017.07.14 16:51:46	sell	0.10	audusd	0.78260	0.00000	0.00000	2017.07.26 21:09:46	0.79711	-0.70	-3.33	-182.03
38223586	2017.07.18 06:36:42	sell	0.10	audusd	0.78905	0.00000	0.00000	2017.07.18 07:51:14	0.78984	-0.70	0.00	-10.00
38223686	2017.07.18 07:02:12	sell	0.10	eurusd	1.15259	0.00000	0.00000	2017.07.18 07:50:43	1.15298	-0.70	0.00	-4.94
38223846	2017.07.18 07:54:07	sell	0.10	audusd	0.79001	0.00000	0.00000	2017.07.18 07:54:25	0.79033	-0.70	0.00	-4.05
38223910	2017.07.18 09:23:11	sell	0.10	audusd	0.79200	0.00000	0.00000	2017.07.20 18:29:08	0.79570	-0.70	-1.33	-46.50
38223915	2017.07.20 01:37:30	sell	0.10	audusd	0.79600	0.00000	0.00000	2017.07.20 17:29:26	0.79392	-0.70	0.00	26.20
38228683	2017.07.18 22:26:28	sell	0.10	eurgbp	0.88593	0.00000	0.00000	2017.07.20 17:27:29	0.89390	-0.70	0.11	-130.29

Monthly Statement

Go Markets Pty Ltd <support@gomarkets.com.au>

Fri 1/09/2017 7:09 AM

To: Ercai Super Pty Ltd - Ercai Superannuation Fund <cair27@hotmail.com>;

Go Markets Pty Ltd

A/C No: 530610

Name: Ercai Super Pty Ltd - Ercai Superannuation Fund

2017 August 31, 23:59

Closed Transactions:

Ticket	Open Time	Type	Size	Item	Price	S / L	T / P	Close Time	Price	Commission	R/O Swap	Trade P/L
38014680	2017.06.07 06:06:25	sell limit	0.10	xauusd	1295.00	0.00	0.00	2017.08.10 16:50:49	1285.79			cancelled
38150589	2017.07.13 10:16:33	sell	0.10	audusd	0.77221	0.79800	0.75000	2017.08.08 04:39:34	0.79326	-0.70	-7.96	-265.36
38196944	2017.07.17 17:31:13	sell	0.10	eurusd	1.14810	1.18160	1.16000	2017.08.08 04:38:13	1.18164	-0.70	8.39	-422.78
38281339	2017.07.28 16:16:44	sell limit	0.10	audusd	0.80500	0.00000	0.00000	2017.08.31 23:50:38	0.79462			cancelled
38290153	2017.07.31 23:38:35	sell	0.10	audusd	0.80001	0.00000	0.00000	2017.08.02 15:31:31	0.79669	-0.70	-0.66	41.67
38290160	2017.07.31 23:42:00	buy	0.10	usdjpy	110.265	109.880	112.500	2017.08.01 00:35:32	110.232	-0.70	0.24	-3.74
38291631	2017.08.01 00:38:46	buy	0.10	usdjpy	110.271	109.580	112.580	2017.08.01 00:52:54	110.235	-0.70	0.00	-4.08
38291656	2017.08.01 00:55:51	sell	0.10	eurusd	1.18354	0.00000	0.00000	2017.08.01 00:56:01	1.18369	-0.70	0.00	-1.87
38291659	2017.08.02 11:29:40	sell	0.10	eurusd	1.18505	0.00000	0.00000	2017.08.02 15:31:25	1.18361	-0.70	0.00	18.07
38291703	2017.08.01 02:01:07	sell	0.10	audusd	0.80014	0.00000	0.00000	2017.08.02 15:31:20	0.79688	-0.70	-0.33	40.91
38291705	2017.08.01 02:04:36	sell	0.10	audusd	0.80021	0.00000	0.00000	2017.08.02 15:31:14	0.79693	-0.70	-0.33	41.16
38291709	2017.08.01 02:05:01	sell	0.10	audusd	0.80030	0.00000	0.00000	2017.08.02 15:31:10	0.79689	-0.70	-0.33	42.79
38291835	2017.08.01 01:22:08	sell	0.10	audusd	0.79966	0.00000	0.00000	2017.08.01 01:25:45	0.79991	-0.70	0.00	-3.13
38291908	2017.08.01 01:29:54	sell	0.10	eurusd	1.18306	0.00000	0.00000	2017.08.02 15:31:04	1.18353	-0.70	0.38	-5.90
38291915	2017.08.01 01:30:32	buy	0.10	usdjpy	110.323	0.000	0.000	2017.08.01 01:31:26	110.297	-0.70	0.00	-2.95
38291917	2017.08.01 05:10:32	buy	0.10	usdjpy	110.251	0.000	0.000	2017.08.02 15:15:03	110.660	-0.70	0.25	46.38
38306312	2017.08.02 15:29:30	buy	0.10	usdjpy	110.847	0.000	0.000	2017.08.02 15:30:56	110.772	-0.70	0.00	-8.50
38306378	2017.08.02 15:40:22	sell	0.10	audusd	0.79591	0.00000	0.00000	2017.08.02 15:41:42	0.79621	-0.70	0.00	-3.77
38306382	2017.08.02 15:40:33	sell	0.10	audusd	0.79578	0.00000	0.00000	2017.08.02 15:41:24	0.79621	-0.70	0.00	-5.40
38306391	2017.08.02 15:41:05	sell limit	0.10	audusd	0.80000	0.00000	0.00000	2017.08.04 15:18:35	0.79725			cancelled
38306416	2017.08.02 15:42:54	sell	0.10	audusd	0.79595	0.79800	0.00000	2017.08.02 17:13:57	0.79799	-0.70	0.00	-25.56
38306447	2017.08.02 15:45:28	buy	0.10	usdjpy	110.941	110.500	112.000	2017.08.02 17:21:52	110.496	-0.70	0.00	-50.46
38306455	2017.08.02 15:47:57	sell	0.10	eurusd	1.18287	1.18600	1.17500	2017.08.02 18:01:13	1.18601	-0.70	0.00	-39.37
38306459	2017.08.02 15:48:10	sell	0.10	audusd	0.79557	0.79750	0.77000	2017.08.02 17:08:38	0.79759	-0.70	0.00	-25.33
38308244	2017.08.03 01:28:27	sell limit	0.10	audusd	0.80300	0.00000	0.00000	2017.08.31 23:50:24	0.79464			cancelled
38313477	2017.08.25 22:02:51	sell	0.10	eurusd	1.19103	1.18700	0.00000	2017.08.31 17:27:12	1.18700	-0.70	2.29	50.92
38319268	2017.08.04 15:30:07	sell	0.10	audusd	0.79562	0.00000	0.00000	2017.08.04 15:36:43	0.79563	-0.70	0.00	-0.13
38319389	2017.08.04 15:31:19	sell	0.10	audusd	0.79371	0.79370	0.75000	2017.08.08 04:39:30	0.79327	-0.70	-0.66	5.55
38319401	2017.08.04 15:31:28	sell	0.10	eurusd	1.18332	1.18300	1.16000	2017.08.08 04:39:25	1.18168	-0.70	0.76	20.67
38319408	2017.08.04 15:31:33	sell	0.10	eurusd	1.18335	1.18300	1.16000	2017.08.08 04:39:20	1.18168	-0.70	0.76	21.05
38319583	2017.08.04 15:37:25	sell	0.10	audusd	0.79478	0.79370	0.75000	2017.08.08 04:39:10	0.79326	-0.70	-0.66	19.16
38320123	2017.08.08 14:33:09	buy	0.10	usdjpy	110.303	0.000	0.000	2017.08.10 15:26:18	109.753	-0.70	1.00	-63.60
38323449	2017.08.07 08:17:49	sell	0.10	audusd	0.79364	0.79300	0.75000	2017.08.08 04:36:03	0.79300	-0.70	-0.33	8.07
38323464	2017.08.07 08:25:54	buy	0.10	usdjpy	110.721	110.500	113.980	2017.08.08 04:39:15	110.675	-0.70	0.25	-5.24
38330438	2017.08.25 17:48:45	sell	0.10	eurusd	1.18704	1.18700	0.00000	2017.08.31 17:27:12	1.18700	-0.70	2.29	0.50
38330460	2017.08.08 14:47:09	sell limit	0.10	audusd	0.79700	0.00000	0.00000	2017.08.08 15:16:11	0.79391			cancelled
38330757	2017.08.08 15:47:44	sell	0.10	eurusd	1.18081	1.17675	1.15000	2017.08.10 15:31:29	1.17451	-0.70	1.54	79.83
38330762	2017.08.08 15:47:54	sell	0.10	audusd	0.79251	0.78960	0.75000	2017.08.10 15:31:22	0.78927	-0.70	-1.33	41.05
38332578	2017.08.08 23:03:31	sell	0.10	gbpusd	1.29916	0.00000	0.00000	2017.08.10 15:31:35	1.30070	-0.70	0.85	-19.52
38337308	2017.08.09 13:56:45	sell	0.10	gbpusd	1.30070	0.00000	0.00000	2017.08.10 15:31:46	1.30068	-0.70	0.64	0.25
38339111	2017.08.09 21:52:38	sell	0.10	xauusd	1277.80	1285.00	1253.00	2017.08.10 15:25:31	1281.57	0.00	0.57	-47.84
38344891	2017.08.10 15:33:09	sell	0.10	gbpusd	1.30011	0.00000	0.00000	2017.08.10 15:49:29	1.30017	-0.70	0.00	-0.76

01/09/2017

Mail - cair27@hotmail.com

38432395	2017.08.28 18:37:28	sell	0.10	audusd	0.79596	0.78980	0.00000	2017.08.31 16:17:39	0.78980	-0.70	-1.66	77.99
38434623	2017.08.29 01:55:28	sell	0.10	xauusd	1319.02	1308.00	0.00	2017.08.31 15:30:04	1307.90	0.00	0.75	141.07
38457169	2017.08.31 23:55:37	sell	0.10	xauusd	1321.43	1323.00	1302.00	2017.08.31 23:58:38	1321.50	0.00	0.00	-0.88
										-55.30	22.79	-708.40

Deposit/Withdrawal: 0.00

Credit Facility: 0.00

Closed Trade P/L:

-740.91

Open Trades:

Ticket	Open Time	Type	Size	Item	Price	S / L	T / P	Price	Commission	R/O Swap	Trade P/L	
38434630	2017.08.29 01:57:45	buy	0.10	usdjpy	108.713	0.000	0.000	109.961	-0.70	0.99	142.82	
38457168	2017.08.31 23:55:22	sell	0.10	audusd	0.79452	0.79800	0.76000	0.79480	-0.70	0.00	-3.52	
										-1.40	0.99	139.30

Floating P/L:

138.89

Working Orders:

Ticket	Open Time	Type	Size	Item	Price	S / L	T / P	Market Price
37151467	2016.12.15 22:56:51	buy limit	1.00	xauusd	1117.00	0.00	0.00	1321.85
37182910	2016.12.22 14:03:02	buy limit	1.00	xauusd	1110.00	0.00	0.00	1321.85
37182912	2016.12.22 14:03:38	buy limit	1.00	xauusd	1109.00	0.00	0.00	1321.85
37182914	2016.12.22 14:03:58	buy limit	1.00	xauusd	1108.00	0.00	0.00	1321.85
37182915	2016.12.22 14:04:16	buy limit	1.00	xauusd	1107.00	0.00	0.00	1321.85
37182916	2016.12.22 14:04:33	buy limit	1.00	xauusd	1106.00	0.00	0.00	1321.85
37182919	2016.12.22 14:04:51	buy limit	1.00	xauusd	1105.00	0.00	0.00	1321.85
37579627	2017.03.10 14:50:02	buy limit	0.05	xauusd	1177.00	0.00	0.00	1321.85
37587939	2017.03.13 16:03:20	buy limit	0.10	xauusd	1190.00	0.00	0.00	1321.85
38054263	2017.06.12 16:01:23	sell limit	0.10	eurgbp	0.93880	0.00000	0.00000	0.92089
38074457	2017.06.15 14:27:06	buy limit	0.10	eurgbp	0.86680	0.00000	0.00000	0.92124
38184930	2017.07.10 18:59:45	buy limit	0.10	eurusd	1.13500	0.00000	0.00000	1.19107
38206398	2017.07.13 15:47:21	buy limit	0.10	xauusd	1200.00	0.00	0.00	1321.85
38206399	2017.07.13 15:47:38	buy limit	0.10	xauusd	1210.00	0.00	0.00	1321.85
38206401	2017.07.13 15:47:52	buy limit	0.10	xauusd	1205.00	0.00	0.00	1321.85
38306408	2017.08.02 15:42:10	sell limit	0.10	audusd	0.80100	0.00000	0.00000	0.79461
38308250	2017.08.03 01:29:30	sell limit	0.10	audusd	0.80700	0.00000	0.00000	0.79461
38379517	2017.08.17 22:20:16	buy limit	0.10	usdjpy	108.000	0.000	0.000	109.994
38379518	2017.08.17 22:20:35	buy limit	0.10	usdjpy	107.500	0.000	0.000	109.994
38457121	2017.08.31 23:42:37	sell limit	0.10	xauusd	1325.00	0.00	0.00	1320.83
38457140	2017.08.31 23:45:13	buy limit	0.10	usdjpy	108.300	0.000	0.000	109.994

A/C Summary:

Closed Trade P/L:	-740.91	Floating P/L:	138.89
Deposit/Withdrawal:	0.00	Total Credit Facility:	0.00
Balance:	5 233.80	Equity:	5 372.69
		Margin Requirement:	226.36
		Available Margin:	5 146.33

Best Regards
Accounts Department

Please report to us within 24 hours if this statement is incorrect. Otherwise this statements will be considered to be confirmed by you.

Monthly Statement

Go Markets Pty Ltd <support@gomarkets.com.au>

Sun 1/10/2017 5:06 AM

To: Ercai Super Pty Ltd - Ercai Superannuation Fund <cair27@hotmail.com>;

Go Markets Pty Ltd

A/C No: 530610

Name: Ercai Super Pty Ltd - Ercai Superannuation Fund

2017 Se

Closed Transactions:

Ticket	Open Time	Type	Size	Item	Price	S / L	T / P	Close Time	Price	Commission	R/O Swap
38306408	2017.09.05 15:37:27	sell	0.10	audusd	0.80103	0.80000	0.00000	2017.09.06 01:16:15	0.80000		
38308250	2017.09.08 05:17:36	sell	0.10	audusd	0.80707	0.00000	0.00000	2017.09.08 05:49:13	0.80934	-0.70	-0.33
38379518	2017.09.08 13:27:03	buy	0.10	usdjpy	107.500	110.000	115.000	2017.09.15 01:01:50	109.999	-0.70	0.00
38434630	2017.08.29 01:57:45	buy	0.10	usdjpy	108.713	109.900	113.900	2017.09.01 15:30:04	109.711	-0.70	1.71
38457121	2017.08.31 23:42:37	sell limit	0.10	xauusd	1325.00	0.00	0.00	2017.09.01 14:52:41	1320.26	-0.70	1.24
38457140	2017.09.07 18:12:49	buy	0.10	usdjpy	108.298	0.000	0.000	2017.09.08 05:49:08	108.104	-0.70	0.25
38457168	2017.08.31 23:55:22	sell	0.10	audusd	0.79452	0.79800	0.76000	2017.09.01 14:50:55	0.79374	-0.70	-0.33
38458878	2017.09.01 01:29:30	sell	0.10	xauusd	1321.13	1321.00	1295.00	2017.09.01 14:50:48	1320.20	0.00	0.00
38458879	2017.09.01 01:29:50	sell	0.10	eurusd	1.19174	1.19270	1.17000	2017.09.01 14:50:36	1.19213	-0.70	0.00
38458917	2017.09.01 01:36:37	sell	0.10	gbpusd	1.29330	1.29500	1.27300	2017.09.01 14:48:40	1.29503	-0.70	0.00
38460044	2017.09.01 05:36:55	sell	0.10	audusd	0.79535	0.79395	0.76000	2017.09.01 14:50:30	0.79375	-0.70	0.00
38463011	2017.09.01 14:51:22	sell	0.10	usdjpy	110.156	0.000	0.000	2017.09.01 15:49:06	109.968	-0.70	0.00
38463012	2017.09.01 14:51:37	buy	0.10	audusd	0.79380	0.79200	0.81000	2017.09.01 15:24:40	0.79388	-0.70	0.00
38463014	2017.09.01 14:51:50	buy	0.10	gbpusd	1.29472	0.00000	0.00000	2017.09.01 15:24:27	1.29451	-0.70	0.00
38463015	2017.09.01 14:52:00	buy	0.10	eurusd	1.19237	1.19090	1.20500	2017.09.01 15:22:58	1.19172	-0.70	0.00
38463018	2017.09.01 14:52:16	buy	0.10	xauusd	1320.25	1317.00	0.00	2017.09.01 15:21:40	1318.68	0.00	0.00
38463469	2017.09.01 15:30:44	buy	0.10	xauusd	1328.48	0.00	0.00	2017.09.01 15:36:43	1325.81	0.00	0.00
38463715	2017.09.01 15:37:19	sell	0.10	audusd	0.79862	0.79800	0.76000	2017.09.01 18:39:50	0.79800	-0.70	0.00
38463722	2017.09.01 15:37:40	sell	0.10	eurusd	1.19591	1.19000	1.16000	2017.09.04 09:08:27	1.19000	-0.70	0.38
38463727	2017.09.01 15:37:53	sell	0.10	xauusd	1326.32	1320.00	0.00	2017.09.01 17:36:55	1320.02	0.00	0.00
38464103	2017.09.01 15:54:48	buy	0.10	usdjpy	110.036	110.100	113.900	2017.09.01 18:39:49	110.100	-0.70	0.00
38464565	2017.09.01 16:33:08	sell	0.10	xauusd	1324.92	1322.00	0.00	2017.09.01 17:44:26	1322.08	0.00	0.00
38465248	2017.09.01 17:46:22	sell	0.10	xauusd	1321.23	0.00	0.00	2017.09.04 01:03:37	1335.77	0.00	0.19
38466792	2017.09.04 01:07:24	sell	0.10	audusd	0.79637	0.79800	0.75000	2017.09.05 04:45:03	0.79798	-0.70	-0.33
38466833	2017.09.04 01:14:48	sell	0.10	usdjpy	109.785	109.380	108.300	2017.09.05 09:07:47	109.383	-0.70	-0.84
38466954	2017.09.15 23:39:38	sell	0.10	us500	2500.21	2525.00	2300.00	2017.09.25 16:51:02	2498.85	0.00	-1.42
38466959	2017.09.04 01:32:32	sell	0.10	us500	2465.02	2480.00	2000.00	2017.09.11 16:33:41	2480.12	0.00	-1.67
38477751	2017.09.05 14:22:35	sell	0.10	audusd	0.79664	0.79900	0.76000	2017.09.05 15:23:31	0.79902	-0.70	0.00
38477754	2017.09.05 14:22:49	sell	0.10	eurusd	1.18804	1.19200	0.00000	2017.09.05 21:59:13	1.19201	-0.70	0.00
38477868	2017.09.05 14:49:00	sell	0.10	xauusd	1329.16	1335.00	1300.00	2017.09.05 16:42:45	1335.04	0.00	0.00
38480495	2017.09.05 21:52:03	buy	0.10	usdjpy	108.698	108.700	110.000	2017.09.06 23:34:02	109.273	-0.70	0.25
38480532	2017.09.05 22:02:14	sell	0.10	audusd	0.79962	0.80000	0.78900	2017.09.05 22:32:41	0.80000	-0.70	0.00
38480621	2017.09.05 22:29:55	sell	0.10	eurusd	1.19174	1.19250	1.18000	2017.09.05 22:36:57	1.19249	-0.70	0.00
38480710	2017.09.05 22:53:29	sell	0.10	eurusd	1.19209	1.19200	1.18300	2017.09.06 00:00:00	1.19212	-0.70	0.38
38480924	2017.09.05 23:45:27	sell	0.10	audusd	0.79948	0.80000	0.78000	2017.09.06 01:16:15	0.80000	-0.70	-0.33
38485431	2017.09.06 12:50:44	sell	0.10	eurusd	1.19315	0.00000	0.00000	2017.09.06 15:03:25	1.19343	-0.70	0.00
38485434	2017.09.06 12:50:53	sell	0.10	audusd	0.79796	0.00000	0.00000	2017.09.06 15:03:21	0.79788	-0.70	0.00
38486399	2017.09.07 15:45:21	sell	0.10	audusd	0.80382	0.80300	0.00000	2017.09.07 16:57:19	0.80303	-0.70	0.00
38486653	2017.09.06 15:58:48	sell	0.10	audusd	0.79678	0.80000	0.77000	2017.09.06 18:31:11	0.80001	-0.70	0.00
38486678	2017.09.06 16:00:09	sell	0.10	eurusd	1.19313	1.19700	1.16800	2017.09.06 23:34:08	1.19198	-0.70	0.00
38486711	2017.09.06 16:08:27	sell	0.10	audusd	0.79649	0.80000	0.76800	2017.09.06 18:31:11	0.80001	-0.70	0.00
38494311	2017.09.07 14:11:21	sell	0.10	audusd	0.80237	0.80300	0.00000	2017.09.07 15:43:23	0.80303	-0.70	0.00

Monthly Statement

Go Markets Pty Ltd <support@gomarkets.com.au>

Wed 1/11/2017 8:09 AM

To: Ercai Super Pty Ltd - Ercai Superannuation Fund <cair27@hotmail.com>;

Go Markets Pty Ltd

A/C No: 530610

Name: Ercai Super Pty Ltd - Ercai Superannuation Fund

2017 October 31, 23:59

Closed Transactions:

Ticket	Open Time	Type	Size	Item	Price	S / L	T / P	Close Time	Price	Commission	R/O Swap	Trade P/L
38379517	2017.09.08 08:00:39	buy	0.10	usdjpy	108.001	112.000	113.980	2017.10.10 17:59:00	111.999	-0.70	7.29	458.03
38639264	2017.10.13 15:43:30	sell	0.10	audusd	0.78800	0.78500	0.76000	2017.10.24 14:14:10	0.77861	-0.70	-3.99	120.60
38641233	2017.09.28 23:33:48	buy	0.10	eurgbp	0.87671	0.89000	0.92000	2017.10.23 16:34:06	0.88994	-0.70	-13.54	223.49
38761361	2017.10.23 00:05:10	sell	0.10	eurgbp	0.89219	0.89320	0.87000	2017.10.24 14:34:43	0.89323	-0.70	0.05	-17.60
38761367	2017.10.23 00:07:17	buy	1.00	usdjpy	113.855	113.865	115.000	2017.10.23 14:33:16	113.866	-7.00	0.00	12.37
38761395	2017.10.23 00:12:27	sell	1.00	eurusd	1.17690	1.17590	1.16000	2017.10.23 18:56:55	1.17591	-7.00	0.00	126.79
38769035	2017.10.24 03:40:11	sell	0.10	gbpusd	1.32035	1.32500	1.30000	2017.10.24 14:11:52	1.31844	-0.70	0.00	24.53
38769044	2017.10.24 03:43:17	sell	0.10	eurusd	1.17562	1.18000	1.16000	2017.10.24 14:14:29	1.17638	-0.70	0.00	-9.76
38769166	2017.10.24 04:14:12	sell	0.10	audnzd	1.11980	1.12200	1.05000	2017.10.24 05:13:33	1.12200	-0.70	0.00	-19.61
38772908	2017.10.24 14:15:31	buy	1.00	gbpusd	1.31835	1.31855	1.32500	2017.10.24 14:27:59	1.31851	-7.00	0.00	20.54
38773179	2017.10.24 14:57:36	sell	1.00	gbpusd	1.31622	1.31200	1.30000	2017.10.24 18:02:27	1.31200	-7.00	0.00	542.79
38773181	2017.10.24 14:58:07	sell	0.50	eurusd	1.17545	1.17700	1.16000	2017.10.24 17:13:56	1.17700	-3.50	0.00	-99.55
38773197	2017.10.24 14:59:15	sell	0.50	audusd	0.77793	0.77827	0.76003	2017.10.24 21:48:07	0.77827	-3.50	0.00	-21.84
38774157	2017.10.24 17:43:48	sell	0.20	eurusd	1.17672	1.17880	1.16670	2017.10.24 22:02:33	1.17879	-1.40	0.00	-53.14
38774360	2017.10.24 18:14:32	sell	0.20	xauusd	1274.81	1277.00	1265.00	2017.10.24 20:21:14	1277.00	0.00	0.00	-56.33
38774375	2017.10.24 18:15:24	sell	0.10	eurgbp	0.89648	0.90000	0.87500	2017.10.26 15:51:57	0.88969	-0.70	0.22	116.42
38774377	2017.10.24 18:17:46	buy	0.10	gbpusd	1.31203	1.31200	1.33000	2017.10.25 05:07:58	1.31290	-0.70	-0.96	11.26
38777551	2017.10.25 05:11:42	sell	0.10	gbpusd	1.31289	1.31600	1.30000	2017.10.25 11:30:01	1.31582	-0.70	0.00	-37.97
38777554	2017.10.25 05:12:26	sell	0.10	eurusd	1.17552	1.17800	1.16000	2017.10.25 13:39:21	1.17800	-0.70	0.00	-32.17
38785214	2017.10.26 05:29:27	sell	0.10	gbpusd	1.32677	1.32970	1.30000	2017.10.26 15:51:35	1.32098	-0.70	0.00	75.15
38785234	2017.10.26 05:30:25	sell	0.10	eurusd	1.18281	1.18500	1.16500	2017.10.26 15:51:28	1.17521	-0.70	0.00	98.63
38785240	2017.10.26 05:32:12	sell	0.10	audnzd	1.11939	1.25000	1.07000	2017.10.26 16:03:56	1.12291	-0.70	0.00	-31.35
38789447	2017.10.26 16:01:28	buy	0.10	eurusd	1.17714	0.00000	0.00000	2017.10.26 16:16:30	1.17625	-0.70	0.00	-11.56
38789449	2017.10.26 16:01:39	buy	0.10	gbpusd	1.32176	0.00000	0.00000	2017.10.26 16:16:37	1.32153	-0.70	0.00	-2.98
38789461	2017.10.26 16:03:29	buy	0.10	eurusd	1.17779	0.00000	0.00000	2017.10.26 16:16:42	1.17629	-0.70	0.00	-19.47
38789465	2017.10.26 16:03:42	buy	0.10	gbpusd	1.32195	0.00000	0.00000	2017.10.26 16:17:03	1.32153	-0.70	0.00	-5.46
38789471	2017.10.26 16:04:26	buy	0.10	audusd	0.77127	0.00000	0.00000	2017.10.26 16:16:53	0.77028	-0.70	0.00	-12.85
38789663	2017.10.26 16:34:22	sell	0.10	audusd	0.76948	0.76900	0.75000	2017.10.26 18:58:12	0.76900	-0.70	0.00	6.24
38789667	2017.10.26 16:34:31	sell	0.10	gbpusd	1.31934	1.31300	1.30000	2017.10.27 22:31:51	1.31304	-0.70	0.23	82.10
38789668	2017.10.26 16:34:36	sell	0.10	eurusd	1.17369	1.17000	1.16000	2017.10.26 18:18:19	1.17002	-0.70	0.00	47.79
38789672	2017.10.26 16:34:52	sell	0.10	gbpusd	1.31921	1.31800	1.30000	2017.10.26 18:38:55	1.31801	-0.70	0.00	15.62
38789689	2017.10.26 16:35:05	sell	0.10	eurusd	1.17331	1.17000	1.15800	2017.10.26 18:18:19	1.17002	-0.70	0.00	42.85
38789789	2017.10.26 16:42:22	sell	0.10	audnzd	1.12315	1.11900	1.05000	2017.10.30 03:54:19	1.11904	-0.70	-0.34	36.73
38791773	2017.10.26 22:57:04	buy	0.10	eurusd	1.16494	1.16350	1.17500	2017.10.27 02:04:34	1.16350	-0.70	-1.09	-18.82
38791775	2017.10.26 22:57:17	buy	0.10	gbpusd	1.31523	1.31300	1.32500	2017.10.27 02:07:48	1.31301	-0.70	-0.97	-29.00
38791809	2017.10.26 23:01:50	buy	0.10	xauusd	1267.70	1265.00	1300.00	2017.10.27 15:30:01	1264.79	0.00	-1.25	-38.14
38791846	2017.10.26 23:13:23	buy	0.10	audusd	0.76583	0.76300	0.77580	2017.10.27 05:09:11	0.76300	-0.70	0.01	-37.09
38793514	2017.10.27 04:44:17	sell	0.10	usdjpy	114.157	114.300	110.000	2017.10.27 09:39:57	114.300	-0.70	0.00	-16.38
38796594	2017.10.27 13:14:26	sell	0.10	usdjpy	114.018	0.000	0.000	2017.10.27 14:12:59	114.124	-0.70	0.00	-12.14
38799362	2017.10.27 21:34:05	buy	0.10	xauusd	1272.03	1275.00	1350.00	2017.10.31 06:11:41	1274.99	0.00	-2.50	38.57
38799369	2017.10.27 21:35:08	buy	0.10	gbpusd	1.31239	1.31230	1.33000	2017.10.27 23:03:10	1.31230	-0.70	0.00	-1.17
38799395	2017.10.27 21:46:50	sell	0.10	usdjpy	113.839	113.834	109.000	2017.10.30 03:30:05	113.834	-0.70	-0.84	0.57

1/3/2018

Mail - cair27@hotmail.com

38622877	2017.09.26 22:38:56	sell limit	0.10	audusd	0.80000	0.00000	0.00000	0.77994
38622878	2017.09.26 22:39:27	sell limit	0.10	audusd	0.80500	0.00000	0.00000	0.77994
38629527	2017.09.27 14:38:47	buy limit	0.10	eurgbp	0.86500	0.00000	0.00000	0.88927
39072218	2017.12.19 21:01:35	buy limit	0.10	xauusd	1250.00	1245.00	1280.00	1303.08
39119742	2017.12.29 16:47:03	sell limit	0.10	xauusd	1310.00	13105.00	1285.00	1302.63
39119748	2017.12.29 16:48:56	sell limit	0.10	gbpusd	1.35500	1.36000	1.33000	1.34945

A/C Summary:

Closed Trade P/L:	-324.54
Deposit/Withdrawal:	0.00
Balance:	5 385.12

Floating P/L:	228.32
Total Credit Facility:	0.00
Equity:	5 613.44
Margin Requirement:	1 030.04
Available Margin:	4 583.40

Best Regards
Accounts Department

Please report to us within 24 hours if this statement is incorrect. Otherwise this statements will be considered to be confirmed by you.

Computershare Investor Centre - Australia

WP14

Transactions**RECKON LIMITED****Recent Transactions****Ercal Super Pty Ltd <ERCAI SUPER FUND> X*****8011**
ORDINARY FULLY PAID SHARES (NSW)

Date	Transaction	Movement	Running balance
10/04/2019	CHESS DAILY MOVEMENT DOWN	-12250	0
22/07/2014	CHESS DAILY MOVEMENT UP	+12250	12250

IMPORTANT NOTE: The data shown is for your information only and should not be relied upon as advice or for trading purposes. Holding balance information is taken from the close of the previous trading day, and does not include transactions currently being processed.

Copyright © 2019 Computershare Limited. All rights reserved. Reproduction in whole or in part in any form or medium without express written permission of Computershare Limited is prohibited. Please view our Terms and Conditions and Privacy policy.

Computershare Investor Centre - Australia

Market Data

\$0.71 AUD

29/04/2019 1:50 PM

RECKON LIMITED

(ASX:RKN)

Security: ORDINARY FULLY PAID SHARES

Market Overview

- Market Information

P/E Ratio:	10.22	Bid:	0.7
Market Capitalization:	79055300	Ask:	0.715
High Price Last 52 Weeks:	1.3	Net Change:	0.005
Low Price Last 52 Weeks:	0.62	% Change:	0.71
Last Dividend Yield:	-	Today Low:	0.685
Latest Fiscal Dividends Per Share:	0.03	Today High:	0.705
State of Incorporation:	-	Last Open:	0.69
Volume:	9305	Date of last trade:	26/04/2019
Previous Close:	0.7		

Price History / As of Date

As of Date

30/06/2018

- Price graph
- Historical price

Days 5

Date	Close	High	Low	Volume	Move
29/06/2018	\$0.97	\$0.97	\$0.95	68065	+0.025
28/06/2018	\$0.95	\$0.95	\$0.95	27935	no change
27/06/2018	\$0.95	\$0.97	\$0.95	96655	-0.01
26/06/2018	\$0.96	\$0.96	\$0.95	134325	no change
25/06/2018	\$0.96	\$0.96	\$0.95	31684	-0.01

Market Data Provider

Copyright © 2019 Computershare Limited. All rights reserved. Reproduction in whole or in part in any form or medium without express written permission of Computershare Limited is prohibited. Please view our Terms and Conditions and Privacy policy.

Computershare Investor Centre - Australia

Market Data

\$0.43_{AUD}

29/04/2019 3:28 PM

THORN GROUP LIMITED

(ASX:TGA)

Security: FULLY PAID ORDINARY SHARES

Market Overview

- Market Information

P/E Ratio:	7.06	Bid:	0.425
Market Capitalization:	67170400	Ask:	0.43
High Price Last 52 Weeks:	0.72	Net Change:	0.01
Low Price Last 52 Weeks:	0.395	% Change:	2.38
Last Dividend Yield:	1.6	Today Low:	0.42
Latest Fiscal Dividends Per Share:	0.01	Today High:	0.43
State of Incorporation:	-	Last Open:	0.43
Volume:	338950	Date of last trade:	26/04/2019
Previous Close:	0.42		

Price History / As of Date

As of Date

30/06/2018

- Price graph
- Historical price

Days 5

Date	Close	High	Low	Volume	Move
29/06/2018	\$0.60	\$0.62	\$0.60	444183	-0.01
28/06/2018	\$0.61	\$0.62	\$0.61	223033	-0.005
27/06/2018	\$0.62	\$0.63	\$0.61	278552	-0.005
26/06/2018	\$0.62	\$0.63	\$0.61	584607	-0.005
25/06/2018	\$0.63	\$0.64	\$0.62	442635	+0.005

Market Data Provider

Copyright © 2019 Computershare Limited. All rights reserved. Reproduction in whole or in part in any form or medium without express written permission of Computershare Limited is prohibited. Please view our Terms and Conditions and Privacy policy.

Computershare Investor Centre - Australia**Transactions****THORN GROUP LIMITED****Recent Transactions****Ercal Super Pty Ltd <ERCAI SUPER FUND> X*****8011**
FULLY PAID ORDINARY SHARES (NSW)

Date	Transaction	Movement	Running balance
10/04/2019	CHESS DAILY MOVEMENT DOWN	-11250	0
25/07/2014	CHESS DAILY MOVEMENT UP	+11250	11250

IMPORTANT NOTE: The data shown is for your information only and should not be relied upon as advice or for trading purposes. Holding balance information is taken from the close of the previous trading day, and does not include transactions currently being processed.

Copyright © 2019 Computershare Limited. All rights reserved. Reproduction in whole or in part in any form or medium without express written permission of Computershare Limited is prohibited. Please view our Terms and Conditions and Privacy policy.

Balance History

Currency **Australian Dollar** ▼

<< View: NCM, X*****8011 (ERCAI SUPER PTY LTD <ERCAI SUPER FUND A/C>)

Balance as at date (dd/mm/yyyy) **30/06/2018** 

Displaying Balance History as at 30 Jun 2018

HIN/SRN EMP ID	Security Code	Closing Price (AUD)	Total Balance	Tradeable Balance	Total Value (AUD)
X*****8011	NCM	21.80	8,471	8,471	184,667.80

Viewing 1 - 1 of 1

Total Value: \$ 184,667.80



Ask us now ^

Computershare Investor Centre - Australia**Transactions****PALADIN ENERGY LTD****Recent Transactions****Ercal Super Pty Ltd <ERCAI SUPER FUND> X*****8011**
FULLY PAID ORDINARY SHARES (WA)

Date	Transaction	Movement	Running balance
1/02/2018	DOCA TRANSFER TO TRUSTEES	-49000	1000
2/07/2015	CHESS DAILY MOVEMENT UP	+50000	50000

IMPORTANT NOTE: The data shown is for your information only and should not be relied upon as advice or for trading purposes. Holding balance information is taken from the close of the previous trading day, and does not include transactions currently being processed.

Copyright © 2019 Computershare Limited. All rights reserved. Reproduction in whole or in part in any form or medium without express written permission of Computershare Limited is prohibited. Please view our Terms and Conditions and Privacy policy.

Computershare Investor Centre - Australia

Market Data

\$0.13_{AUD}

29/04/2019 3:55 PM

PALADIN ENERGY LTD

(ASX:PDN)

Security: FULLY PAID ORDINARY SHARES

Market Overview

- Market Information

P/E Ratio:	0.46	Bid:	0.13
Market Capitalization:	245291800	Ask:	0.135
High Price Last 52 Weeks:	0.22	Net Change:	-0.008
Low Price Last 52 Weeks:	0.105	% Change:	-5.71
Last Dividend Yield:	-	Today Low:	0.132
Latest Fiscal Dividends Per Share:	0	Today High:	0.145
State of Incorporation:	-	Last Open:	0.145
Volume:	2212880	Date of last trade:	26/04/2019
Previous Close:	0.14		

Price History / As of Date

As of Date

30/06/2018

- Price graph
- Historical price

Days 5

Date	Close	High	Low	Volume	Move
29/06/2018	\$0.18	\$0.19	\$0.18	5432684	-0.005
28/06/2018	\$0.18	\$0.18	\$0.17	5821781	+0.01
27/06/2018	\$0.17	\$0.17	\$0.16	5702181	-0.005
26/06/2018	\$0.18	\$0.18	\$0.17	3714495	no change
25/06/2018	\$0.18	\$0.19	\$0.18	4473613	-0.005

Market Data Provider

Copyright © 2019 Computershare Limited. All rights reserved. Reproduction in whole or in part in any form or medium without express written permission of Computershare Limited is prohibited. Please view our Terms and Conditions and Privacy policy.



PAYG Instalments report 2018

Tax Agent 25578668
Last Updated 30/03/2019

TFN	Client Name	Quarter 1 (\$)	Quarter 2 (\$)	Quarter 3 (\$)	Quarter 4 (\$)	Total Instalment (\$)
954031888	THE TRUSTEE FOR ERCAI SUPERANNUATION FUND	2,196.00	2,196.00	2,196.00	2,196.00	8,784.00

Total No of Clients: 1



Tax Agent Portal

User ID PCH4GPq

29 Apr 2019 17:31:36 (EST)

Current client THE TRUSTEE FOR ERCAI SUPERANNUATION FUND	TFN 954031888	ABN 67474877541
Represented by TRIDENT FINANCIAL GROUP PTY LTD		
Account name THE TRUSTEE FOR ERCAI SUPERANNUATION FUND	Number 67474877541	Description Integrated Client Account

Itemised account - by Tax Office processed date

Opening balance	\$0.00
Closing balance	\$0.00
Estimated general interest charge	\$0.00
Total payable if paid on 29 April 2019	\$0.00

Transactions processed by the Tax Office during the period:

From 6 October 2015 To 29 April 2019

Process date	Effective date	Transaction description	Debit amount	Credit amount	Balance
06 Oct 2015		Opening balance			\$0.00
06 Oct 2015	05 Oct 2015	Payment received		\$3,101.00	\$3,101.00 CR
25 Oct 2015		Self assessed amount(s) for the period ended 30 Jun 15	\$0.00		
	21 Oct 2015	- pay as you go income tax instalment	\$3,101.00		\$0.00
23 Oct 2016		Self assessed amount(s) for the period ended 30 Jun 16	\$0.00		
	21 Oct 2016	- pay as you go income tax instalment	\$7,153.00		\$7,153.00
24 Oct 2016	21 Oct 2016	Payment received		\$7,153.00	\$0.00
24 Oct 2017	24 Oct 2017	Payment received		\$2,196.00	\$2,196.00 CR
24 Oct 2017	24 Oct 2017	Payment received		\$7,153.00	\$9,349.00 CR
27 Oct 2017		Self assessed amount(s) for the period ended 30 Sep 17	\$0.00		
	30 Oct 2017	- pay as you go income tax instalment	\$2,196.00		\$7,153.00 CR
29 Oct 2017		Self assessed amount(s) for the period ended 30 Jun 17	\$0.00		
	23 Oct 2017	- pay as you go income tax instalment	\$7,153.00		\$0.00
25 Nov 2017	27 Oct 2017	Amended general interest charge calculated from 01 Jul 17 to 27 Oct 17	\$1.70		\$1.70
25 Nov 2017	28 Oct 2017	Remission of general interest charge		\$1.70	\$0.00
01 Mar 2018	01 Mar 2018	Payment received		\$2,196.00	\$2,196.00 CR
04 Mar 2018		Self assessed amount(s) for the period ended 31 Dec 17	\$0.00		
	28 Feb 2018	- pay as you go income tax instalment	\$2,196.00		\$0.00
24 Mar 2018	23 Mar 2018	General interest charge calculated from 24 Feb 18 to 23 Mar 18	\$0.52		\$0.52
24 Mar 2018	24 Mar 2018	Remission of general interest charge		\$0.52	\$0.00
01 May 2018	30 Apr 2018	Payment received		\$2,196.00	\$2,196.00 CR
06 May 2018		Self assessed amount(s) for the period ended 31 Mar 18	\$0.00		
	30 Apr 2018	- pay as you go income tax instalment	\$2,196.00		\$0.00
01 Aug 2018	31 Jul 2018	Payment received		\$2,196.00	\$2,196.00 CR
05 Aug 2018		Self assessed amount(s) for the period ended	\$0.00		



Tax Agent Portal

User ID PCH4GPq

29 Apr 2019 17:35:56 (EST)

Current client THE TRUSTEE FOR ERCAI SUPERANNUATION FUND	TFN 954031888	ABN 67474877541
Represented by TRIDENT FINANCIAL GROUP PTY LTD		
Account name THE TRUSTEE FOR ERCAI SUPERANNUATION FUND	Number 954031888/00551	Description Income Tax Account

Itemised account - by Tax Office processed date

Transactions processed by the Tax Office during the period:

From 1 July 2001 To 29 April 2019

Process date	Effective date	Transaction description	Debit amount	Credit amount	Balance
01 Jul 2001		OPENING BALANCE			\$0.00
28 Jan 2015	03 Mar 2015	Tax return Self Man Superfund - Income Tax for the period from 01 Jul 13 to 30 Jun 14	\$3,619.40		\$3,619.40
01 Apr 2015	01 Apr 2015	General interest charge (GIC) calculated from 02 Mar 15 to 31 Mar 15	\$28.14		\$3,647.54
01 Apr 2015	01 Apr 2015	Remission of general interest charge (GIC)		\$28.14	\$3,619.40
23 Apr 2015	22 Apr 2015	Payment received		\$3,619.40	\$0.00
23 Apr 2015	23 Apr 2015	General interest charge (GIC) calculated from 01 Apr 15 to 22 Apr 15	\$19.54		\$19.54
23 Apr 2015	23 Apr 2015	Remission of general interest charge (GIC)		\$19.54	\$0.00
25 Feb 2016	24 Feb 2016	Payment received		\$4,436.20	\$4,436.20 CR
05 Apr 2016	16 May 2016	Tax return Self Man Superfund - Income Tax for the period from 01 Jul 14 to 30 Jun 15	\$4,436.20		\$0.00
23 Jun 2017	22 Jun 2017	Payment received		\$1,553.55	\$1,553.55 CR
04 Jul 2017	30 Jun 2017	Tax return Self Man Superfund - Income Tax for the period from 01 Jul 15 to 30 Jun 16	\$1,553.55		\$0.00
03 Jul 2018	02 Jul 2018	Tax return Self Man Superfund - Income Tax for the period from 01 Jul 16 to 30 Jun 17	\$1,826.03		\$1,826.03
24 Jul 2018	23 Jul 2018	Payment received		\$1,826.03	\$0.00
24 Jul 2018	24 Jul 2018	General interest charge (GIC) calculated from 01 Jul 18 to 23 Jul 18	\$9.43		\$9.43
24 Jul 2018	24 Jul 2018	Remission of general interest charge (GIC)		\$9.43	\$0.00
29 Apr 2019		CLOSING BALANCE			\$0.00