

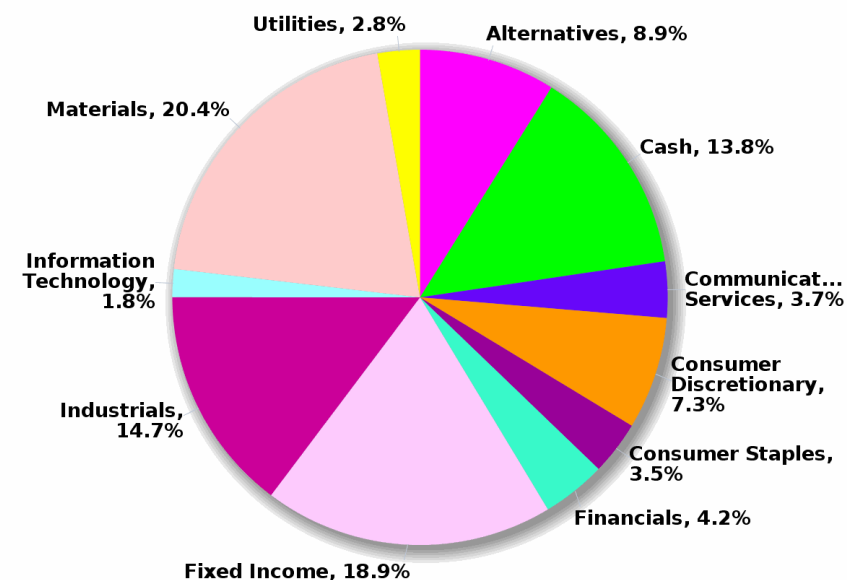
## Portfolio Summary at 30th June 2020

Financial Adviser: RICHARD KNIGHT  
 Tel: +61 3 9188 2315

A/C No: 9613891 KYMFAR PTY LTD SUPERANNUATION FUND  
 Portfolio ID: KYMFAR

Asset Class	Market Value <sup>#</sup> (at 30th June 2020)	Weight	Market Value (at 30th June 2019)	Weight	Movement
Cash	\$75,434	13.8%	\$76,563	12.9%	(\$1,129)
Term Deposits	\$0	0.0%	\$0	0.0%	\$0
Fixed Income	\$103,645	18.9%	\$150,393	25.4%	(\$46,748)
Domestic Equities	\$320,206	58.4%	\$290,902	49.1%	\$29,304
International	\$0	0.0%	\$0	0.0%	\$0
Managed Products	\$0	0.0%	\$0	0.0%	\$0
Property	\$0	0.0%	\$18,460	3.1%	(\$18,460)
Alternatives	\$48,800	8.9%	\$56,200	9.5%	(\$7,400)
Other	\$0	0.0%	\$0	0.0%	\$0
Unsettled Cash Balance	\$0	0.0%	\$0	0.0%	\$0
<b>Total</b>	<b>\$548,084</b>	<b>100.0%</b>	<b>\$592,518</b>	<b>100.0%</b>	<b>(\$44,433)</b>

### Asset Weightings at 30th June 2020



# Market value of ASX listed securities is calculated using prices as at close of market on 30/06/2020

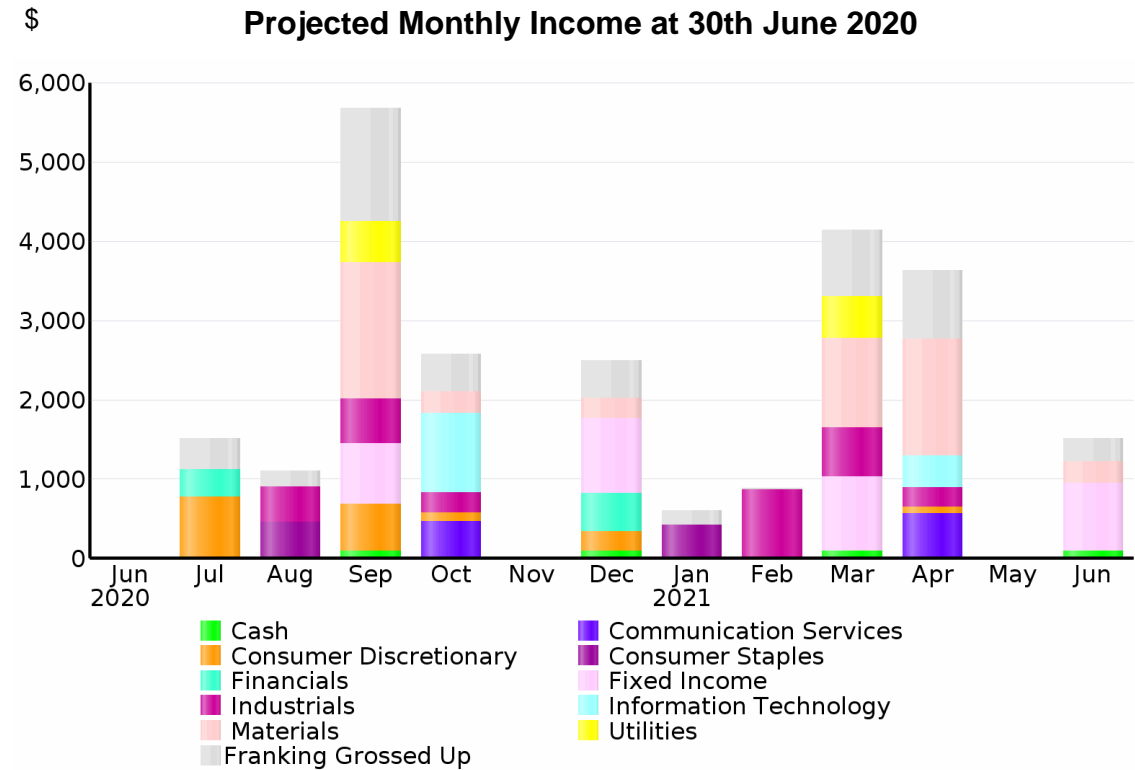
## Portfolio Income at 30th June 2020

Financial Adviser: RICHARD KNIGHT

Tel: +61 3 9188 2315

A/C No: 9613891 KYMFAR PTY LTD SUPERANNUATION FUND  
 Portfolio ID: KYMFAR

Asset Class	Net <sup>1</sup> Income	Gross <sup>1</sup> Income	Net <sup>2#</sup> Yield	Gross <sup>2#</sup> Yield
Cash	\$377	\$377	0.50%	0.50%
Term Deposits	\$0	\$0	0.00%	0.00%
Fixed Income	\$3,516	\$4,646	3.39%	4.48%
Domestic Equities	\$15,085	\$19,134	4.71%	5.98%
International	\$0	\$0	0.00%	0.00%
Managed Funds	\$0	\$0	0.00%	0.00%
Managed Products	\$0	\$0	0.00%	0.00%
Property	\$0	\$0	0.00%	0.00%
Alternatives	\$0	\$0	0.00%	0.00%
<b>Total</b>	<b>\$18,978</b>	<b>\$24,158</b>	<b>3.46%</b>	<b>4.41%</b>
<b>Unsettled Balance</b>	<b>\$0</b>			



1. Income is an annualised return. For domestic equities it is based on 12-month historical returns excluding 'special dividends', but including all dividends declared but not yet paid. Gross income includes the value of imputation credits for franked dividends.

2. Yield is the income as a percentage of market value for equities and deposit value for Term Deposits. Gross Yield includes imputation credits for franked dividends. Net Yield excludes imputation credits.

# Market value of ASX listed securities is calculated using prices as at close of market on 30/06/2020

## Domestic Equities by Sector at 30th June 2020

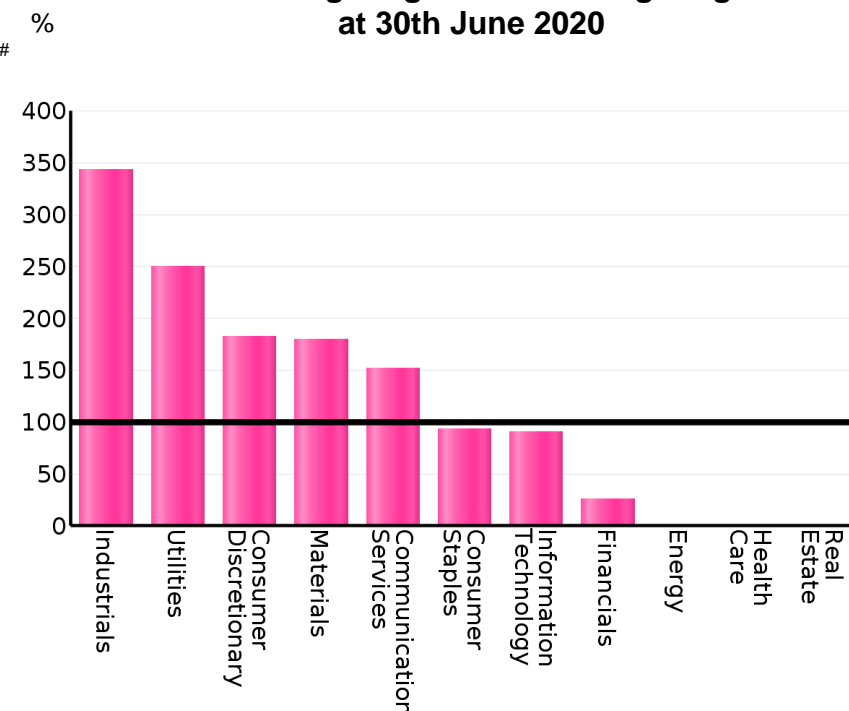
Financial Adviser: RICHARD KNIGHT

Tel: +61 3 9188 2315

A/C No: 9613891 KYMFAR PTY LTD SUPERANNUATION FUND  
Portfolio ID: KYMFAR

Economic Sector	Market Value <sup>#</sup>	Weight	Weight ASX 200	Net <sup>1</sup> Income	Gross <sup>1</sup> Income	Net <sup>2#</sup> Yield	Gross <sup>2#</sup> Yield
Materials	\$111,819	34.9%	19.5%	\$5,105	\$6,851	4.56%	6.13%
Industrials	\$80,797	25.2%	7.4%	\$2,979	\$3,386	3.69%	4.19%
Consumer Discretionary	\$40,261	12.6%	6.9%	\$1,809	\$2,584	4.49%	6.42%
Financials	\$22,890	7.1%	27.3%	\$830	\$972	3.63%	4.25%
Communication Services	\$20,089	6.3%	4.1%	\$1,029	\$1,029	5.12%	5.12%
Consumer Staples	\$19,230	6.0%	6.4%	\$884	\$1,263	4.60%	6.57%
Utilities	\$15,120	4.7%	1.9%	\$1,050	\$1,050	6.94%	6.94%
Information Technology	\$10,000	3.1%	3.5%	\$1,400	\$2,000	14.00%	20.00%
Energy	\$0	0.0%	3.9%	\$0	\$0	0.00%	0.00%
Health Care	\$0	0.0%	12.4%	\$0	\$0	0.00%	0.00%
<b>Total Domestic Equities</b>	<b>\$320,206</b>	<b>100.0%</b>	<b>93.3%</b>	<b>\$15,085</b>	<b>\$19,134</b>	<b>4.71%</b>	<b>5.98%</b>
Real Estate	\$0	0.0%	6.7%	\$0	\$0	0.00%	0.00%
<b>Total</b>	<b>\$320,206</b>	<b>100.0%</b>	<b>100.0%</b>	<b>\$15,085</b>	<b>\$19,134</b>	<b>4.71%</b>	<b>5.98%</b>
<b>Unsettled Balance</b>	<b>\$0</b>						

### Asset Weightings vs. ASX Weightings\* at 30th June 2020



\* A 100% represents a weighting on par with the ASX 200. Positions above 100% are overweight the ASX 200 and positions below 100% are underweight the ASX 200.

1. Income is an annualised return. For domestic equities it is based on 12-month historical returns excluding 'special dividends', but including all dividends declared but not yet paid. Gross income includes the value of imputation credits for franked dividends.

2. Yield is the income as a percentage of market value for equities and deposit value for Term Deposits. Gross Yield includes imputation credits for franked dividends. Net Yield excludes imputation credits.

# Market value of ASX listed securities is calculated using prices as at close of market on 30/06/2020

Report Run at 11:51 03/08/2020

## Portfolio Holding Details at 30th June 2020

Financial Adviser: RICHARD KNIGHT

Tel: +61 3 9188 2315

A/C No: 9613891 KYMFAR PTY LTD SUPERANNUATION FUND

Portfolio ID: KYMFAR

Code	Security Name	Holding	Market <sup>3#</sup> Price \$	Market <sup>3#</sup> Value \$	PFolio %	Est Dividend (cents)	Net <sup>1</sup> Income \$	Gross <sup>1</sup> Income \$	Net <sup>2#</sup> Yield %	Gross <sup>2#</sup> Yield %	Income Months
<b>Cash</b>				<b>75,434</b>	<b>13.8</b>						
ANZV2CMA	ANZV2 PLUS CASH MANAGEMENT ACCOUNT	75,434	1.00	75,434	13.8		377	377	0.50	0.50	Sep20 Dec20
<b>Fixed Income</b>				<b>103,645</b>	<b>18.9</b>						
ANZPG	ANZ BANKING GRP LTD CAP NOTE 3-BBSW+4.70% PERP NON-CUM RED T-03-24	141	103.75	14,629	2.7	393.4	555	753	3.79	5.15	Sep20 Dec20
ANZPH	ANZ BANKING GRP LTD CAP NOTE 3-BBSW+3.80% PERP NON-CUM RED T-03-25	145	101.56	14,726	2.7	327.0	474	644	3.22	4.37	Sep20 Dec20
CBAPG	COMMONWEALTH BANK. CAP NOTE 3-BBSW+3.40% PERP NON-CUM RED T-04-25	148	99.52	14,729	2.7	284.6	421	602	2.86	4.08	Sep20 Dec20
MQGPD	MACQUARIE GROUP LTD CAP NOTE 3-BBSW+4.15% PERP NON-CUM RED T-09-26	288	102.59	29,545	5.4	410.0	1,181	1,383	4.00	4.68	Sep20 Dec20
NABPF	NATIONAL AUST. BANK CAP NOTE 3-BBSW+4.00% PERP NON-CUM RED T-06-26	147	102.49	15,066	2.7	326.4	480	685	3.18	4.55	Sep20 Dec20
WBCPH	WESTPAC BANKING CORP CAP NOTE 3-BBSW+3.20% PERP NON-CUM RED T-09-25	152	98.35	14,949	2.7	266.7	405	579	2.71	3.87	Sep20 Dec20
<b>Communication Services</b>				<b>20,089</b>	<b>3.7</b>						
SPK	SPARK NEW ZEALAND FPO NZX	4,738	4.24	20,089	3.7	21.7	1,029	1,029	5.12	5.12	Oct20 Apr21

1. Income is an annualised return. For domestic equities it is based on 12-month historical returns excluding 'special dividends', but including all dividends declared but not yet paid. Gross income includes the value of imputation credits for franked dividends.

2. Yield is the income as a percentage of market value for equities and deposit value for Term Deposits. Gross Yield includes imputation credits for franked dividends. Net Yield excludes imputation credits.

3. For Warrants not traded as at report date or previous trading day, the previous close ASX Valuation Price is used in all calculations.

# Market value of ASX listed securities is calculated using prices as at close of market on 30/06/2020

Report Run at 11:51 03/08/2020

Morgan Stanley Wealth Management Australia Pty Ltd (ABN 19 009 145 555, AFSL No. 240813) is a Participant of ASX Group. All information, opinions and estimates presented in this report are applicable as at the date of issue, and are subject to change without notice. This report does not represent accountancy or taxation advice and clients should seek professional advice on these matters. Morgan Stanley has the ability to include in your statements holdings that are not sponsored under a Holder Identification Number ('HIN') controlled by Morgan Stanley. In the event that non-sponsored securities are included in your statements please note they are reported on a best endeavours basis and may be inaccurate, as Morgan Stanley relies on information provided by you and third parties. Morgan Stanley makes no representation or warranty with respect to the accuracy or completeness of such information. If it has been included, cost price data may be based on information provided by you, and as such Morgan Stanley cannot guarantee its accuracy or completeness.

## Portfolio Holding Details at 30th June 2020

Financial Adviser: RICHARD KNIGHT  
 Tel: +61 3 9188 2315

A/C No: 9613891 KYMFAR PTY LTD SUPERANNUATION FUND  
 Portfolio ID: KYMFAR

Code	Security Name	Holding	Market <sup>3#</sup> Price \$	Market <sup>3#</sup> Value \$	PFolio %	Est Dividend (cents)	Net <sup>1</sup> Income \$	Gross <sup>1</sup> Income \$	Net <sup>2#</sup> Yield %	Gross <sup>2#</sup> Yield %	Income Months
<b>Consumer Discretionary</b>				<b>40,261</b>	<b>7.3</b>						
ALL	ARISTOCRAT LEISURE FPO	710	25.50	18,105	3.3	56.0	398	568	2.20	3.14	Jul20 Dec20
APE	AP EAGERS LTD FPO	800	6.75	5,400	1.0	25.3	202	289	3.74	5.34	Oct20 Apr21
SGR	THE STAR ENT GRP FPO	5,900	2.84	16,756	3.1	20.5	1,210	1,728	7.22	10.31	Jul20 Sep20
<b>Consumer Staples</b>				<b>19,230</b>	<b>3.5</b>						
MTS	METCASH LTD FPO	7,070	2.72	19,230	3.5	12.5	884	1,263	4.60	6.57	Aug20 Jan21
<b>Financials</b>				<b>22,890</b>	<b>4.2</b>						
MQG	MACQUARIE GROUP LTD FPO	193	118.60	22,890	4.2	430.0	830	972	3.63	4.25	Jul20 Dec20
<b>Industrials</b>				<b>80,797</b>	<b>14.7</b>						
AZJ	AURIZON HOLDINGS LTD FPO	4,505	4.92	22,165	4.0	26.1	1,176	1,529	5.30	6.90	Sep20 Mar21
BXB	BRAMBLES LTD FPO	1,775	10.87	19,294	3.5	27.9	495	525	2.56	2.72	Oct20 Apr21
TCL	TRANSURBAN GROUP STAPLED	2,784	14.13	39,338	7.2	47.0	1,308	1,332	3.33	3.39	Aug20 Feb21
<b>Information Technology</b>				<b>10,000</b>	<b>1.8</b>						
RXP	RXP SERVICES LTD FPO	40,000	0.25	10,000	1.8	3.5	1,400	2,000	14.00	20.00	Oct20 Apr21
<b>Materials</b>				<b>111,819</b>	<b>20.4</b>						
ABC	ADBRI LTD FPO	6,025	3.18	19,160	3.5	5.0	301	430	1.57	2.25	Apr21 Apr22
AMC	AMCOR PLC CDI 1:1	1,505	14.48	21,792	4.0	69.2	1,042	1,042	4.78	4.78	Oct20 Dec20
BHP	BHP GROUP LTD FPO	875	35.82	31,343	5.7	213.1	1,865	2,669	5.95	8.51	Sep20 Mar21
NUF	NUFARM LTD FPO	1,640	4.09	6,708	1.2						
RIO	RIO TINTO LTD FPO	335	97.96	32,817	6.0	566.2	1,897	2,710	5.78	8.26	Sep20 Apr21

1. Income is an annualised return. For domestic equities it is based on 12-month historical returns excluding 'special dividends', but including all dividends declared but not yet paid. Gross income includes the value of imputation credits for franked dividends.

2. Yield is the income as a percentage of market value for equities and deposit value for Term Deposits. Gross Yield includes imputation credits for franked dividends. Net Yield excludes imputation credits.

3. For Warrants not traded as at report date or previous trading day, the previous close ASX Valuation Price is used in all calculations.

# Market value of ASX listed securities is calculated using prices as at close of market on 30/06/2020

Report Run at 11:51 03/08/2020

Morgan Stanley Wealth Management Australia Pty Ltd (ABN 19 009 145 555, AFSL No. 240813) is a Participant of ASX Group. All information, opinions and estimates presented in this report are applicable as at the date of issue, and are subject to change without notice. This report does not represent accountancy or taxation advice and clients should seek professional advice on these matters. Morgan Stanley has the ability to include in your statements holdings that are not sponsored under a Holder Identification Number ('HIN') controlled by Morgan Stanley. In the event that non-sponsored securities are included in your statements please note they are reported on a best endeavours basis and may be inaccurate, as Morgan Stanley relies on information provided by you and third parties. Morgan Stanley makes no representation or warranty with respect to the accuracy or completeness of such information. If it has been included, cost price data may be based on information provided by you, and as such Morgan Stanley cannot guarantee its accuracy or completeness.

## Portfolio Holding Details at 30th June 2020

Financial Adviser: RICHARD KNIGHT  
 Tel: +61 3 9188 2315

A/C No: 9613891 KYMFAR PTY LTD SUPERANNUATION FUND  
 Portfolio ID: KYMFAR

Code	Security Name	Holding	Market <sup>3#</sup> Price \$	Market <sup>3#</sup> Value \$	PFolio %	Est Dividend (cents)	Net <sup>1</sup> Income \$	Gross <sup>1</sup> Income \$	Net <sup>2#</sup> Yield %	Gross <sup>2#</sup> Yield %	Income Months
<b>Utilities</b>											
SKI	SPARK INFRASTRUCTURE STP FORUS	7,000	2.16	15,120	2.8	15.0	1,050	1,050	6.94	6.94	Sep20 Mar21
<b>Alternatives</b>											
LSF	L1 LONG SHORT FUND FPO	40,000	1.22	48,800	8.9						
<b>Portfolio Total Summary</b>				<b>\$548,084</b>			<b>\$18,978</b>	<b>\$24,158</b>	<b>3.46</b>	<b>4.41</b>	

1. Income is an annualised return. For domestic equities it is based on 12-month historical returns excluding 'special dividends', but including all dividends declared but not yet paid. Gross income includes the value of imputation credits for franked dividends.

2. Yield is the income as a percentage of market value for equities and deposit value for Term Deposits. Gross Yield includes imputation credits for franked dividends. Net Yield excludes imputation credits.

3. For Warrants not traded as at report date or previous trading day, the previous close ASX Valuation Price is used in all calculations.

# Market value of ASX listed securities is calculated using prices as at close of market on 30/06/2020

Report Run at 11:51 03/08/2020

# Financial Transaction Statement

Financial Adviser: RICHARD KNIGHT

**A/C No: 9613891**  
**KYMFAR PTY LTD SUPERANNUATION FUND**

Statement Period: 01 July 2019 to 30 June 2020

Produced On: 03 August 2020

Transaction Date	Settlement Date	Reference	Transaction Details	Debit	Credit	Balance
<b>AUSTRALIAN DOLLARS (AUD)</b>						
<b>01 Jul 2019</b>			<b>Opening Balance</b>			<b>0.00</b>
05 Aug 2019	07 Aug 2019	C7826473	S 2150 ILU @ 8.990000		19,115.88	19,115.88 CR
05 Aug 2019	07 Aug 2019	C7826476	S 4047 MTS @ 2.840000		11,367.06	30,482.94 CR
05 Aug 2019	07 Aug 2019	C7826482	B 200 MQG @ 125.595000	25,395.31		5,087.63 CR
05 Aug 2019	07 Aug 2019	C7826483	B 875 NAB @ 28.478583	25,192.87		20,105.24
05 Aug 2019	07 Aug 2019	C7826484	B 265 RIO @ 93.700000	25,103.64		45,208.88
07 Aug 2019		R4560628	ANZV2 DIRECT DEBIT No. 4560628		45,208.88	0.00
09 Aug 2019	13 Aug 2019	C7829717	S 140 AMPPA @ 103.850000		14,379.07	14,379.07 CR
09 Aug 2019	13 Aug 2019	C7829749	B 140 MQGPD @ 107.000000	15,144.78		765.71
13 Aug 2019		R4565253	ANZV2 DIRECT DEBIT No. 4565253		765.71	0.00
14 Aug 2019	16 Aug 2019	C7831327	B 40000 RXP @ 0.559002	22,606.04		22,606.04
16 Aug 2019		R4566616	ANZV2 DIRECT DEBIT No. 4566616		22,606.04	0.00
30 Aug 2019	03 Sep 2019	C7838224	S 10625 SPK @ 4.110037		43,188.78	43,188.78 CR
30 Aug 2019	03 Sep 2019	C7838225	B 3450 QAN @ 6.150000	21,450.90		21,737.88 CR
30 Aug 2019	03 Sep 2019	C7838226	B 715 ALL @ 29.790000	21,534.15		203.73 CR
03 Sep 2019		P4072447	Direct Transfer - Payee KYMFAR PTY LTD (SUPER FUND ACCOUNT)	203.73		0.00
25 Oct 2019	29 Oct 2019	C7858419	B 830 BHP @ 35.770000	30,015.68		30,015.68
25 Oct 2019	29 Oct 2019	C7858422	B 1085 JHX @ 25.570000	28,048.62		58,064.30
25 Oct 2019	29 Oct 2019	C7858426	B 120 RIO @ 90.810000	11,018.20		69,082.50
25 Oct 2019	29 Oct 2019	C7858427	S 325 MQG @ 134.980000		43,385.94	25,696.56
25 Oct 2019	29 Oct 2019	C7858441	S 923 SHL @ 28.710000		26,207.84	511.28 CR
29 Oct 2019		P4084529	Direct Transfer - Payee KYMFAR PTY LTD (SUPER FUND ACCOUNT)	511.28		0.00
11 Nov 2019	13 Nov 2019	C7863978	S 1085 JHX @ 28.360452		30,432.61	30,432.61 CR

**Important Information**

This statement is issued by Morgan Stanley Wealth Management Australia Pty Ltd ("Morgan Stanley") (ABN 19 009 145 555, AFSL No. 240813) a Participant of ASX Group. Although the information made available in this statement is believed to be reliable, we do not guarantee its accuracy and it may be incomplete or condensed. The statement is subject to the correction of errors and omissions. Please contact your financial adviser if you become aware of any errors or omissions. You acknowledge that any transactions undertaken by us on your behalf are subject to the terms and conditions provided by us from time to time. You acknowledge that we will not be liable to you for any damages suffered or losses incurred by you as a result of any errors in and omissions from this statement. Please contact your financial adviser for additional details.

Financial Adviser: RICHARD KNIGHT

**A/C No: 9613891**  
**KYMFAR PTY LTD SUPERANNUATION FUND**

Transaction Date	Settlement Date	Reference	Transaction Details	Debit	Credit	Balance
<b>AUSTRALIAN DOLLARS (AUD)</b>						
11 Nov 2019	13 Nov 2019	C7863996	B 635 ALL @ 31.829449	20,434.03		9,998.58 CR
11 Nov 2019	13 Nov 2019	C7863998	B 800 APE @ 12.426125	10,061.90		63.32
13 Nov 2019		R4598133	ANZV2 DIRECT DEBIT No. 4598133		63.32	0.00
20 Nov 2019	22 Nov 2019	C7867653	S 1350 ALL @ 33.570000		44,820.98	44,820.98 CR
20 Nov 2019	22 Nov 2019	C7867670	B 950 APT @ 31.540000	30,292.59		14,528.39 CR
22 Nov 2019		P4089758	Direct Transfer - Payee KYMFAR PTY LTD (SUPER FUND ACCOUNT)	14,528.39		0.00
18 Dec 2019	20 Dec 2019	C7877701	S 830 BHP @ 40.140000		32,949.72	32,949.72 CR
18 Dec 2019	20 Dec 2019	C7877702	S 3450 QAN @ 7.330852		25,013.24	57,962.96 CR
18 Dec 2019	20 Dec 2019	C7877705	S 385 RIO @ 102.236468		38,928.07	96,891.03 CR
18 Dec 2019	20 Dec 2019	C7877709	B 3950 IAG @ 8.090000	32,307.02		64,584.01 CR
18 Dec 2019	20 Dec 2019	C7877710	B 2435 QBE @ 13.120000	32,298.62		32,285.39 CR
18 Dec 2019	20 Dec 2019	C7877712	B 1298 WBC @ 24.590000	32,268.92		16.47 CR
20 Dec 2019		P4095053	Direct Transfer - Payee KYMFAR PTY LTD (SUPER FUND ACCOUNT)	16.47		0.00
28 Jan 2020	30 Jan 2020	C7887931	S 950 APT @ 36.700000		34,481.48	34,481.48 CR
28 Jan 2020	30 Jan 2020	C7887936	S 2435 QBE @ 13.660000		32,896.22	67,377.70 CR
28 Jan 2020	30 Jan 2020	C7887938	S 1690 PDL @ 8.800000		14,708.41	82,086.11 CR
30 Jan 2020		P4103039	Direct Transfer - Payee KYMFAR PTY LTD (SUPER FUND ACCOUNT)	82,086.11		0.00
03 Mar 2020	05 Mar 2020	C7903231	S 140 NABPD @ 104.690000		14,495.37	14,495.37 CR
03 Mar 2020	05 Mar 2020	C7903232	B 875 BHP @ 34.260000	30,307.26		15,811.89
03 Mar 2020	05 Mar 2020	C7903233	B 335 RIO @ 89.730000	30,390.21		46,202.10
03 Mar 2020	05 Mar 2020	C7903234	B 138 COH @ 217.560000	30,353.53		76,555.63
03 Mar 2020	05 Mar 2020	C7903298	S 141 IAGPD @ 105.500000		14,711.86	61,843.77
05 Mar 2020		R4629849	ANZV2 DIRECT DEBIT No. 4629849		61,843.77	0.00
12 Mar 2020	19 Mar 2020	I124094	B 310 NABZZ @ 100.0000	31,000.00		31,000.00
13 Mar 2020	19 Mar 2020	I124094	CANCEL 310 RE: B 310 NABZZ @ 100.0000		31,000.00	0.00

**Important Information**

This statement is issued by Morgan Stanley Wealth Management Australia Pty Ltd ("Morgan Stanley") (ABN 19 009 145 555, AFSL No. 240813) a Participant of ASX Group. Although the information made available in this statement is believed to be reliable, we do not guarantee its accuracy and it may be incomplete or condensed. The statement is subject to the correction of errors and omissions. Please contact your financial adviser if you become aware of any errors or omissions. You acknowledge that any transactions undertaken by us on your behalf are subject to the terms and conditions provided by us from time to time. You acknowledge that we will not be liable to you for any damages suffered or losses incurred by you as a result of any errors in and omissions from this statement. Please contact your financial adviser for additional details.



# Financial Transaction Statement

Financial Adviser: RICHARD KNIGHT

**A/C No: 9613891**  
**KYMFAR PTY LTD SUPERANNUATION FUND**

Transaction Date	Settlement Date	Reference	Transaction Details	Debit	Credit	Balance
<b>AUSTRALIAN DOLLARS (AUD)</b>						
17 Apr 2020	21 Apr 2020	C7928836	S 140 MQGPB @ 100.750000		13,949.84	13,949.84 CR
17 Apr 2020	21 Apr 2020	C7928838	S 138 COH @ 195.050000		26,620.81	40,570.65 CR
17 Apr 2020	21 Apr 2020	C7928839	S 147 SUNPE @ 97.500000		14,174.84	54,745.49 CR
17 Apr 2020	21 Apr 2020	C7928843	S 139 CBAPE @ 101.350000		13,932.68	68,678.17 CR
17 Apr 2020	21 Apr 2020	C7928849	S 141 WBCPG @ 99.156809		13,827.32	82,505.49 CR
17 Apr 2020	21 Apr 2020	C7928880	B 148 MQGPD @ 94.450000	14,132.37		68,373.12 CR
17 Apr 2020	21 Apr 2020	C7928881	B 152 WBCPH @ 91.900000	14,122.46		54,250.66 CR
17 Apr 2020	21 Apr 2020	C7928882	B 147 NABPF @ 95.200000	14,148.33		40,102.33 CR
17 Apr 2020	21 Apr 2020	C7928885	S 144 CGFPB @ 92.432986		13,163.94	53,266.27 CR
17 Apr 2020	21 Apr 2020	C7928886	B 148 CBAPG @ 94.258784	14,103.75		39,162.52 CR
17 Apr 2020	21 Apr 2020	C7928899	B 145 ANZPH @ 96.329034	14,121.36		25,041.16 CR
21 Apr 2020		P4122917	Direct Transfer - Payee KYMFAR PTY LTD (SUPER FUND ACCOUNT)	25,041.16		0.00
08 May 2020	12 May 2020	C7937301	S 1420 LLC @ 11.435000		16,059.08	16,059.08 CR
08 May 2020	12 May 2020	C7937302	S 870 ANZ @ 16.080000		13,835.71	29,894.79 CR
08 May 2020	12 May 2020	C7937303	S 3950 IAG @ 5.300000		20,704.71	50,599.50 CR
08 May 2020	12 May 2020	C7937304	S 875 NAB @ 16.330000		14,131.57	64,731.07 CR
08 May 2020	12 May 2020	C7937305	S 2259 WBC @ 15.780000		35,254.90	99,985.97 CR
08 May 2020	12 May 2020	C7937306	S 57 COH @ 182.910000		10,304.87	110,290.84 CR
08 May 2020	12 May 2020	C7937307	S 528 CBA @ 60.007121		31,335.24	141,626.08 CR
08 May 2020	12 May 2020	C7937336	B 4738 SPK @ 4.260000	20,405.90		121,220.18 CR
08 May 2020	12 May 2020	C7937337	B 4505 AZJ @ 4.470000	20,358.86		100,861.32 CR
08 May 2020	12 May 2020	C7937338	B 193 MQG @ 104.150000	20,322.06		80,539.26 CR
08 May 2020	12 May 2020	C7937339	B 1505 AMC @ 13.340000	20,297.55		60,241.71 CR
12 May 2020		P4128398	Direct Transfer - Payee KYMFAR PTY LTD (SUPER FUND ACCOUNT)	60,241.71		0.00
15 May 2020	01 Jun 2020	J1436746014	Admin Fee 20010109	247.50		247.50

**Important Information**

This statement is issued by Morgan Stanley Wealth Management Australia Pty Ltd ("Morgan Stanley") (ABN 19 009 145 555, AFSL No. 240813) a Participant of ASX Group. Although the information made available in this statement is believed to be reliable, we do not guarantee its accuracy and it may be incomplete or condensed. The statement is subject to the correction of errors and omissions. Please contact your financial adviser if you become aware of any errors or omissions. You acknowledge that any transactions undertaken by us on your behalf are subject to the terms and conditions provided by us from time to time. You acknowledge that we will not be liable to you for any damages suffered or losses incurred by you as a result of any errors in and omissions from this statement. Please contact your financial adviser for additional details.

# Financial Transaction Statement

Financial Adviser: RICHARD KNIGHT

**A/C No: 9613891**  
**KYMFAR PTY LTD SUPERANNUATION FUND**

Transaction Date	Settlement Date	Reference	Transaction Details	Debit	Credit	Balance
<b>AUSTRALIAN DOLLARS (AUD)</b>						
01 Jun 2020		R4663856	ANZV2 DIRECT DEBIT No. 4663856		247.50	0.00
09 Jun 2020	11 Jun 2020	C7950730	S 989 LLC @ 13.251456		12,961.52	12,961.52 CR
09 Jun 2020	11 Jun 2020	C7950742	B 6025 ABC @ 3.330000	20,283.94		7,322.42
09 Jun 2020	11 Jun 2020	C7950743	B 710 ALL @ 28.170000	20,220.71		27,543.13
09 Jun 2020	11 Jun 2020	C7950744	B 1775 BXB @ 11.259752	20,205.91		47,749.04
09 Jun 2020	11 Jun 2020	C7950745	B 7070 MTS @ 2.839984	20,299.56		68,048.60
11 Jun 2020		R4680338	ANZV2 DIRECT DEBIT No. 4680338		68,048.60	0.00
<b>30 Jun 2020</b>			<b>Closing Balance</b>			<b>0.00</b>

**Important Information**

This statement is issued by Morgan Stanley Wealth Management Australia Pty Ltd ("Morgan Stanley") (ABN 19 009 145 555, AFSL No. 240813) a Participant of ASX Group. Although the information made available in this statement is believed to be reliable, we do not guarantee its accuracy and it may be incomplete or condensed. The statement is subject to the correction of errors and omissions. Please contact your financial adviser if you become aware of any errors or omissions. You acknowledge that any transactions undertaken by us on your behalf are subject to the terms and conditions provided by us from time to time. You acknowledge that we will not be liable to you for any damages suffered or losses incurred by you as a result of any errors in and omissions from this statement. Please contact your financial adviser for additional details.