

fs/1

**The Trustee for MEIKLEJOHN SUPERANNUATION  
FUND**

ABN 48 254 188 699

Trustees: Gai Meiklejohn & William Meiklejohn

**Financial Statement  
For the year ended 30 June 2021**

---

**The Trustee for MEIKLEJOHN SUPERANNUATION FUND**  
**Statement of Financial Position**  
**as at 30 June 2021**

fs/2

	Note	2021 \$	2020 \$
<b>Assets</b>			
Investments			
Derivative Investments	6A	134.32	156.50
Direct Property	6B	850,000.00	850,000.00
Other Assets	6C	153,670.57	143,858.58
Shares in Listed Companies	6D	382,742.93	400,457.06
Shares in Listed Companies - Foreign	6E	184,182.33	116,521.36
Units In Listed Unit Trusts	6F	9,765.00	11,040.00
Other Assets			
Cash At Bank		84,943.59	100,405.52
Receivables		480.00	-
<b>Total Assets</b>		<b><u>1,665,918.74</u></b>	<b><u>1,622,439.02</u></b>
<b>Liabilities</b>			
Income Tax Suspense		-	4,013.45
Income Tax Payable		6,097.25	229.16
Deferred Tax Liability		49,365.54	54,848.10
Other Taxes Payable		2,779.00	2,446.00
<b>Total Liabilities</b>		<b><u>58,241.79</u></b>	<b><u>61,536.71</u></b>
<b>Net Assets Available to Pay Benefits</b>		<b><u>1,607,676.95</u></b>	<b><u>1,560,902.31</u></b>
<i>Represented by:</i>			
<b>Liability for Accrued Benefits</b>	2		
Mr William Meiklejohn		971,963.41	944,758.60
Mrs Gai Meiklejohn		635,713.54	616,143.71
<b>Total Liability for Accrued Benefits</b>		<b><u>1,607,676.95</u></b>	<b><u>1,560,902.31</u></b>

*The accompanying notes form part of these financial statements.  
This report should be read in conjunction with the accompanying compilation report.*

# The Trustee for MEIKLEJOHN SUPERANNUATION FUND

## Operating Statement

For the period 1 July 2020 to 30 June 2021

F8/3

	Note	2021 \$	2020 \$
<b>Income</b>			
Member Receipts			
Contributions			
Employer		20,648.98	20,347.76
Member		25,000.00	33,627.61
Investment Gains			
Realised Capital Gains	8A	67,110.99	16,996.86
Investment Income			
Dividends	7A	9,043.60	8,836.25
Foreign Income	7B	663.09	749.07
Interest	7C	3.00	10.47
Rent	7D	24,000.00	24,000.00
		<b>146,469.66</b>	<b>104,568.02</b>
<b>Expenses</b>			
Member Payments			
Pensions Paid		31,267.20	27,174.40
Other Expenses			
Accountancy Fee		2,508.00	8,877.00
Auditor Fee		330.00	-
Bank Fees		240.29	51.75
Foreign Expenses		12.01	129.37
SMSF Supervisory Levy		259.00	259.00
Investment Losses			
Decrease in Market Value	8B	50,839.45	(150,103.22)
		<b>85,455.95</b>	<b>(113,611.70)</b>
<b>Benefits Accrued as a Result of Operations before Income Tax</b>		<b>61,013.71</b>	<b>218,179.72</b>
<b>Income Tax</b>			
Income Tax Expense		14,239.07	28,445.10
		<b>14,239.07</b>	<b>28,445.10</b>
<b>Benefits Accrued as a Result of Operations</b>		<b>46,774.64</b>	<b>189,734.62</b>

*The accompanying notes form part of these financial statements.  
This report should be read in conjunction with the accompanying compilation report.*

---

# The Trustee for MEIKLEJOHN SUPERANNUATION FUND

## Notes to the Financial Statements

As at 30 June 2021

---

FS/4

### Note 1 - Statement of Significant Accounting Policies

The following significant accounting policies have been adopted in the preparation and presentation of the financial statements. They have been consistently applied in the current and previous periods unless otherwise stated to ensure the financial information satisfies the concept of relevance and reliability.

#### (a) Statement of Compliance

The trustees have prepared the financial statements on the basis that the superannuation fund is a non-reporting entity because the members are able to command the preparation of tailored reports so as to satisfy specifically all of their information needs and there are no other users dependent on the financial statements. The financial statements are therefore special purpose financial statements that have been prepared in accordance with the legislative requirements of the *Superannuation Industry (Supervision) Act 1993* and *Regulations 1994* and the provisions of the Trust Deed. The trustees have determined that the accounting policies adopted are appropriate to meet their needs.

#### (b) Basis of Preparation

The financial statements have been prepared on a cash basis using historical costs convention unless stated otherwise. For investments and financial liabilities, they are measured at market values.

The financial statements are presented in Australian dollars, which is the functional currency of the fund.

#### (c) Use of Accounting Estimates and Judgments

The preparation of financial statements requires the trustees to make judgments, estimates and assumptions that affect the application of accounting policies and the reported amounts of assets and liabilities, income and expenses. The estimates and associated assumptions are based on historical experience and various other factors that are believed to be reasonable under the circumstance, the results of which form the basis of making the judgments. Actual results may differ from these estimates.

Estimates and underlying assumptions are reviewed on an ongoing basis. Revisions to accounting estimates are recognised in the period in which the estimate is revised and in any future period affected.

#### (d) Cash and Cash Equivalents

Cash and cash equivalents include cash on hand, deposits held at call with banks or financial institutions and short-term, highly liquid investments that are readily convertible to cash and are subject to an insignificant risk of change in value.

#### (e) Foreign Currency

Any foreign currency transactions during the financial year are brought to account using the exchange rate in effect at the date of the transaction. Foreign currency monetary items at reporting date are translated at the exchange rate existing at reporting date. Exchange differences are recognised in the operating statement in the period in which they arise.

#### (f) Valuation of Assets

##### *Investment*

An investment is initially recognised when as a result of past transactions or events, the Fund controls the future economic benefits expected to flow from the asset.

The investment assets are firstly recorded at cost, being the fair value of the consideration given. After initial recognition, they are measured at market value. Gains or losses arising from changes in market value are recognised on the Operating Statement in the periods in which they occur.

Market value as defined in s10 of *SISA 1993*, in relation to an asset, means the amount that a willing buyer of the asset could reasonably be expected to pay to acquire the asset from a willing seller if the following assumptions were made:

- i. that the buyer and the seller dealt with each other at arm's length in relation to the sale;
- ii. that the sale occurred after proper marketing of the asset;
- iii. that the buyer and the seller acted knowledgeably and prudentially in relation to the sale.

As disposal costs are generally immaterial unless otherwise stated, market value approximates fair value.

---

18/5

**The Trustee for MEIKLEJOHN SUPERANNUATION FUND**  
**Notes to the Financial Statements**  
**As at 30 June 2021**

---

Market values for various types of investment have been determined as follows:

- i. listed securities, government and other fixed interest securities for which there is a readily available market quotation, the valuation is recorded as the last quoted sale price as at the close of business on reporting date. If the listed securities are foreign, they are also converted to Australian dollars using the exchange rate at the close of business on the reporting date;
- ii. unit trusts and managed funds are stated by reference to the unit redemption price quoted by the fund manager at the end of the reporting period;
- iii. unlisted investments are stated at the Trustees' valuation based on estimated market value at balance date; or where necessary, upon external valuers' expert opinions;
- iv. Investment properties are carried at market value and are held for the purpose of generating long-term rental yields and capital appreciation. The Trustees give consideration to the value of the investment property each financial year and revalue when a significant event occurs or when deemed appropriate. Where an external valuation has been obtained, the valuation is based on objective and supportable data and has been carried out by a property valuation service provider or qualified independent valuer as appropriate.

#### *Financial Liabilities*

The Fund initially recognises a financial liability on the date it becomes a party to the contractual provisions of the instrument.

Financial liabilities including credit balances of hedging instruments and derivatives are measured at market values as at the reporting date. Any change in market values of the financial liabilities since the beginning of the reporting period shall be included in the profit or loss for the reporting period. As disposal costs are generally immaterial, unless otherwise stated, market value approximates fair value.

#### *Receivables and Payables*

Current assets such as accounts receivable, which are expected to be recovered within twelve months after the reporting period, are carried at nominal amounts which approximate the fair values.

Accounts payable are recognised when the Fund becomes obliged to make future payments resulting from the goods and services received, whether or not billed to the Fund and are carried at nominal amounts which are equivalent to fair values.

### **(g) Revenue Recognition**

Revenue is recognised to the extent that it is probable that the economic benefits will flow to the Fund and the revenue can be reliably measured. Revenue is measured at the fair value of consideration received or receivable. The following recognition criteria relate to the specific items of revenue the Fund receives:

#### *Interest*

The interest revenue is recognised by the Fund on a cash receipt basis, unless the Fund chooses the accrual method and the amount can be reliably measured by reference to the principal outstanding and using the effective interest rate of the instrument calculated at the acquisition or origination date.

#### *Dividend Revenue*

The entitlement to a dividend is based on the date the shares are quoted ex-dividend; the actual dividend revenue is recognised by the Fund when it is received.

#### *Distribution Revenue*

Distributions from unit trusts and managed funds are recognised as at the date the unit value is quoted ex-distributions and if not received at the end of the reporting period, are reflected in the statement of financial position as a receivable at market value.

#### *Rental Income*

Rent from investment properties is recognised by the Fund on a cash receipt basis.

#### *Movement in market values*

Changes in the market value of investments are determined as the difference between the market value at balance date or consideration received (if sold during the year) and the market value as at the prior year end or cost (if the investment was acquired during the period). All movements are recognised in the Operating Statement.

#### *Contributions and Rollovers In*

Contributions and rollovers in are recognised when the control and the benefits from the revenue have been attained and are recorded by the Fund, gross of any taxes, in the period to which they relate.

**The Trustee for MEIKLEJOHN SUPERANNUATION FUND**  
**Notes to the Financial Statements**  
**As at 30 June 2021**

FS/6

**(h) Income Tax**

The income tax on the benefits accrued as a result of operations for the year comprises current and deferred tax. Income tax expense is recognised in the Operating Statement.

Current income tax expense is calculated by reference to the amount of income taxes payable in respect of the taxable income for the year using tax rates enacted or substantively enacted by reporting date and any adjustment to tax payable in respect of previous years. Current tax liabilities (assets) are therefore measured at the amounts expected to be paid to (recovered from) the relevant taxation authority.

Deferred income tax expense reflects movements in deferred tax liability balances during the year as well as any unused tax losses.

Deferred tax assets and liabilities are calculated at the tax rates that are expected to apply to the period when the assets are realised or the liabilities are settled and their measurements also reflect the manner in which the Trustees expect to recover or settle the carrying amounts of the related assets or liabilities.

Deferred tax assets relating to temporary differences and unused tax losses are recognised only to the extent that it is probable that future taxable profit will be available against which the benefits of the deferred tax assets can be utilised. Deferred tax assets are reviewed at each reporting date and are reduced to the extent it is no longer probable that the related tax benefits will be realised.

Current tax assets and liabilities are offset where a legally enforceable right of set-off exists and it is intended that net settlement or simultaneous realisation and settlement of the respective asset and liability will occur.

Deferred tax assets and liabilities are offset when a legally enforceable right of set-off exists, they relate to income taxes levied by the same taxation authority and the fund intends to settle the tax assets and liabilities on a net basis in future when they are realised.

The financial report was authorised for issue on 9 November 2021 by the trustee of the fund.

**Note 2 – Liability for Accrued Benefits**

The liability for accrued benefits represents the fund's present obligation to pay benefits to members and beneficiaries and has been calculated as the difference between the carrying amount of the assets and the carrying amount of the other payables and income tax liabilities as at the end of the reporting period. Changes in the Liability for Accrued Benefits are as follows:

	<b>Current</b>	<b>Previous</b>
<b>Liability for Accrued Benefits at beginning of period</b>	1,560,902.31	1,371,167.69
Benefits Accrued during the period	78,041.84	216,909.02
Benefits Paid during the period	(31,267.20)	(27,174.40)
<b>Liability for Accrued Benefits at end of period</b>	<b>1,607,676.95</b>	<b>1,560,902.31</b>

Any amount in the Unallocated Contributions account represent amounts that have been received by the fund from either the members of the fund or a third party but have not been allocated to any specific member as at the reporting date. It is the intention of the trustee to allocate any such amounts recorded as unallocated contributions within 28 days following the end of the month to specific fund member, which will increase the liability for members accrued benefits.

**Note 3 – Vested Benefits**

Vested benefits are benefits which are not conditional upon continued membership of the fund (or any factor other than resignation from the plan) and include benefits which members were entitled to receive had they terminated their fund membership as at the reporting period.

	<b>Current</b>	<b>Previous</b>
<b>Vested Benefits at beginning of period</b>	1,560,902.31	1,371,167.69
Benefits Accrued during the period	78,041.84	216,909.02
Benefits Paid during the period	(31,267.20)	(27,174.40)
<b>Vested Benefits at end of period</b>	<b>1,607,676.95</b>	<b>1,560,902.31</b>

---

# The Trustee for MEIKLEJOHN SUPERANNUATION FUND

## Notes to the Financial Statements

As at 30 June 2021

---

FS/7

### Note 4 – Guaranteed Benefits

No guarantees have been made in respect of any part of the liability for accrued benefits.

### Note 5 – Funding Arrangements

No fixed funding arrangements were in place for the Fund as at year end.

### Note 6A – Derivative Investments

	Current	Previous
At market value:		
Argent Minerals Limited - Option Expiring 29-Oct-2021	112.50	150.00
Consolidated Zinc Limited - Option Expiring 01-Jun-2023	21.82	0.00
Engage:Bdr Limited - Option Expiring 14-Dec-2020	0.00	6.50
	<u>134.32</u>	<u>156.50</u>

### Note 6B – Direct Property

	Current	Previous
At market value:		
Land - "Springfield" Cowra	850,000.00	850,000.00
	<u>850,000.00</u>	<u>850,000.00</u>

### Note 6C – Other Assets

	Current	Previous
At market value:		
Gold Bullion	76,928.52	83,154.36
Silver Bullion	76,742.05	59,413.20
Sundry Debtor	0.00	1,291.02
	<u>153,670.57</u>	<u>143,858.58</u>

# The Trustee for MEIKLEJOHN SUPERANNUATION FUND

## Notes to the Financial Statements

As at 30 June 2021

13/8

### Note 6D – Shares in Listed Companies

	Current	Previous
At market value:		
Archer Materials Limited	0.00	12,370.80
Argent Minerals Limited	7,500.00	4,875.00
Argonaut Resources NL	1.85	2.47
Australasian Wealth Investments Limited.	7.22	7.22
Azure Minerals Limited	3,813.16	1,458.95
Bank Of Queensland Limited.	0.00	18,510.00
Bassari Resources Limited	2,700.00	2,700.00
Beadell Resources Limited	650.00	650.00
Cannon Resources Limited	210.00	0.00
Capitol Health Limited	0.00	2,940.00
Consolidated Zinc Limited	1,255.74	1,600.00
Engage:Bdr Limited	65.00	78.00
Essential Metals Limited	4,275.00	0.00
Evolution Mining Limited	101,997.00	128,516.22
Fat Prophets Global Contrarian Fund Ltd	47,171.80	45,000.00
Gold Road Resources Limited	40,320.00	53,440.00
Juno Minerals Limited	358.41	0.00
Jupiter Mines Limited.	8,700.00	8,400.00
Lynas Corporation Limited	25,809.20	0.00
Oceanagold Corporation - Chess Depository Interest 1:1	7,320.00	9,120.00
Oklo Resources Limited	2,420.00	6,600.00
Pilbara Minerals Limited	49,224.60	0.00
Pioneer Resources Limited	0.00	4,950.00
RED 5 Limited	15,833.46	14,000.00
Rox Resources Limited	16,081.69	46,581.44
Sandfire Resources Limited	13,660.00	0.00
Silver Lake Resources Limited	16,600.00	21,300.00
St Barbara Limited	7,126.90	13,167.00
St George Mining Limited	2,342.72	4,021.09
Sunshine Heart, Inc. - Chess Depository Interests Us Prohibited 200:1	59.50	59.50
Tidewater Investments Limited - Ordinary Fully Paid Deferred Settlement	34.50	34.50
Troy Resources Limited	35.18	74.87
Western Areas Limited	7,170.00	0.00
	<b>382,742.93</b>	<b>400,457.06</b>



# The Trustee for MEIKLEJOHN SUPERANNUATION FUND

## Notes to the Financial Statements

As at 30 June 2021

13/9

### Note 6E – Shares in Listed Companies - Foreign

	Current	Previous
At market value:		
ACE Convergence Acquisition Corp - Ordinary Shares - Class A	3,972.47	0.00
Almonty Industries Inc	9,014.82	0.00
Atico Mining Corp	0.00	2,970.31
Auxly Cannabis Group Inc	1,547.24	1,547.24
Caleres Inc	7,259.91	0.00
Dolly Varden Silver Corp	6,331.83	0.00
Editas Medicine Inc	0.00	4,310.07
Equinox Gold Corp	27,733.44	49,045.62
Hut 8 Mining Corp	10,534.72	0.00
iShs MSCI Glb Shs	20,430.97	13,657.30
Lucara Diamond Corp	7,244.05	5,944.39
Max Resource Corp.	4,272.16	0.00
Meyer Burger Technology AG	5,752.52	0.00
Micro Focus International PLC	10,075.52	0.00
Nokia Corp	15,718.51	13,998.85
Pershing Square Tontine Holdings Ltd	12,109.60	0.00
PLBY Group Inc	8,276.67	0.00
PureCycle Technologies Inc	15,728.92	0.00
Spanish Mountain Gold Ltd	3,200.63	0.00
Spirit Airlines Inc	8,097.90	0.00
Square Inc	0.00	15,200.15
Tastemaker Acquisition Corp - Ordinary Shares - Class A	5,171.59	0.00
Uranium Energy Corp	0.00	9,847.43
Wallbridge Mining Company Ltd.	1,708.86	0.00
	<b>184,182.33</b>	<b>116,521.36</b>

### Note 6F – Units In Listed Unit Trusts

	Current	Previous
At market value:		
Betashares Us Equities Strong Bear Currency Hedged (Hf) - Trading Managed Fund Units Fully Paid	9,765.00	11,040.00
	<b>9,765.00</b>	<b>11,040.00</b>

### Note 7A – Dividends

	Current	Previous
Capitol Health Limited	171.42	85.71
Evolution Mining Limited	5,180.80	4,209.40
Fat Prophets Global Contrarian Fund Ltd	1,555.11	1,724.14
Gold Road Resources Limited	685.71	0.00
Jupiter Mines Limited.	972.84	1,425.00
St Barbara Limited	477.72	249.14
Telstra Corporation Limited.	0.00	1,142.86
	<b>9,043.60</b>	<b>8,836.25</b>

### Note 7B – Foreign Income

	Current	Previous
iShs MSCI Glb Shs	0.00	214.68
Krane Shares Trust - KraneShares Bosera MSCI China A ETF	0.00	284.84
Lucara Diamond Corp	0.00	249.55
iShs MSCI Glb Shs	663.09	0.00
	<b>663.09</b>	<b>749.07</b>

# The Trustee for MEIKLEJOHN SUPERANNUATION FUND

## Notes to the Financial Statements

As at 30 June 2021

13/10

### Note 7C – Interest

	Current	Previous
ANZ Cash Account	0.23	0.00
Westpac	2.77	10.47
	<b>3.00</b>	<b>10.47</b>

### Note 7D – Rent

	Current	Previous
Land - "Springfield" Cowra	24,000.00	24,000.00
	<b>24,000.00</b>	<b>24,000.00</b>

### Note 8A – Realised Capital Gains

	Current	Previous
<b>Shares in Listed Companies</b>		
Archer Materials Limited	10,998.43	3,480.63
Azumah Resources Limited	0.00	(3,794.95)
Bank Of Queensland Limited.	343.26	0.00
Capitol Health Limited	(1,493.90)	0.00
Collins Foods Limited	0.00	985.21
Fat Prophets Global Contrarian Fund Ltd	5,018.02	0.00
Nufarm Limited	0.00	3,079.27
Telstra Corporation Limited.	0.00	5,874.77
<b>Shares in Listed Companies - Foreign</b>		
Atico Mining Corp	1,034.28	0.00
Cloudera Inc	0.00	4,975.84
Discovery Silver Corp	801.09	0.00
Editas Medicine Inc	5,622.76	0.00
GAZPROM Shs Sponsored American Deposit Receipt Repr 2 Shs	0.00	799.83
Krane Shares Trust - KraneShares Boserá MSCI China A ETF	0.00	99.36
Lithium Americas Corp	17,566.54	0.00
Mizuho Fin Group Shs Sponsored American Deposit Receipt Repr 2 Shs	0.00	287.50
Nutanix Inc	470.35	0.00
Southwestern Energy Co	0.00	493.30
Square Inc	8,258.62	0.00
Uranium Energy Corp	14,067.25	0.00
Village Farms International Inc	4,424.29	0.00
<b>Units In Listed Unit Trusts</b>		
Betashares Us Equities Strong Bear Currency Hedged (Hf) - Trading Managed Fund Units Fully Paid	0.00	716.10
	<b>67,110.99</b>	<b>16,996.86</b>

# The Trustee for MEIKLEJOHN SUPERANNUATION FUND

## Notes to the Financial Statements

As at 30 June 2021

13/11

### Note 8B – Decrease in Market Value

	Current	Previous
<b>Derivative Investments</b>		
Argent Minerals Limited - Option Expiring 29-Oct-2021	37.50	(150.00)
Bassari Resources Limited - Option Expiring 30-Sep-2019	0.00	50.00
Consolidated Zinc Limited - Option Expiring 01-Jun-2023	(21.82)	0.00
Engage:Bdr Limited - Option Expiring 14-Dec-2020	6.50	78.00
<b>Other Assets</b>		
Gold Bullion	6,225.84	(17,822.46)
Silver Bullion	(17,328.85)	(225.05)
<b>Shares in Listed Companies</b>		
Archer Exploration Limited - Placement	0.00	(1,475.32)
Archer Materials Limited	9,039.92	(9,039.92)
Argent Minerals Limited	(2,625.00)	(2,625.00)
Argonaut Resources NL	0.62	(0.93)
Azumah Resources Limited	0.00	(3,954.95)
Azure Minerals Limited	(2,354.21)	33.16
Bank Of Queensland Limited.	516.10	(516.10)
Bassari Resources Limited	0.00	900.00
Cannon Resources Limited	1,190.00	0.00
Capitol Health Limited	(1,826.95)	(180.00)
Consolidated Zinc Limited	671.53	2,826.95
Engage:Bdr Limited	13.00	403.00
Essential Metals Limited	4,301.95	0.00
Evolution Mining Limited	26,519.22	(29,692.46)
Fat Prophets Global Contrarian Fund Ltd	(15,918.60)	(4,250.00)
Gold Road Resources Limited	13,120.00	(21,760.00)
Juno Minerals Limited	100.58	0.00
Jupiter Mines Limited.	(708.00)	1,950.00
Lynas Corporation Limited	(15,866.25)	0.00
Nufarm Limited	0.00	(9,032.81)
Oceanagold Corporation - Chess Depository Interest 1:1	1,800.00	2,910.00
Oklo Resources Limited	4,180.00	(2,223.05)
Pilbara Minerals Limited	(36,826.37)	0.00
Pioneer Resources Limited	(3,626.95)	0.00
RED 5 Limited	299.98	(1,400.00)
Rox Resources Limited	30,499.75	(37,272.46)
Sandfire Resources Limited	(1,393.05)	0.00
Silver Lake Resources Limited	4,700.00	(8,750.00)
St Barbara Limited	6,040.10	(2,150.85)
St George Mining Limited	1,678.37	(623.81)
Telstra Corporation Limited.	0.00	9,065.66
Troy Resources Limited	39.69	11.72
Western Areas Limited	(1,143.05)	0.00
<b>Shares in Listed Companies - Foreign</b>		
ACE Convergence Acquisition Corp - Ordinary Shares - Class A	836.04	0.00
Almonty Industries Inc	(58.42)	0.00
Atico Mining Corp	(1,098.67)	1,098.67
Auxly Cannabis Group Inc	0.00	2,577.56
Caleres Inc	(295.99)	0.00
Cloudera Inc	0.00	(1,391.13)
Dolly Varden Silver Corp	3,858.20	0.00
Editas Medicine Inc	668.21	(668.21)
Equinox Gold Corp	21,312.18	(29,400.92)
GAZPROM Shs Sponsored American Deposit Receipt Repr 2 Shs	0.00	131.47
Hut 8 Mining Corp	(7,135.13)	0.00
iShs MSCI Glb Shs	425.47	(2,054.86)
Krane Shares Trust - KraneShares Bosera MSCI China A ETF	0.00	148.63

---

**The Trustee for MEIKLEJOHN SUPERANNUATION FUND****Notes to the Financial Statements****As at 30 June 2021**

13/12

---

Lucara Diamond Corp	(1,299.66)	9,534.01
Max Resource Corp.	2,142.56	0.00
Meyer Burger Technology AG	(1,606.92)	0.00
Micro Focus International PLC	230.61	0.00
Mizuho Fin Group Shs Sponsored American Deposit Receipt Repr 2 Shs	0.00	497.62
Nokia Corp	(1,719.66)	2,440.38
Pershing Square Tontine Holdings Ltd	92.81	0.00
PLBY Group Inc	347.54	0.00
PureCycle Technologies Inc	6,563.02	0.00
Spanish Mountain Gold Ltd	4,110.46	0.00
Spirit Airlines Inc	2,348.43	0.00
Square Inc	3,001.35	(3,001.35)
Tastemaker Acquisition Corp - Ordinary Shares - Class A	(22.23)	0.00
Uranium Energy Corp	(5,343.75)	5,194.64
Wallbridge Mining Company Ltd.	1,397.55	0.00
<b>Units In Listed Unit Trusts</b>		
Betashares Us Equities Strong Bear Currency Hedged (Hf) - Trading Managed Fund Units Fully Paid	10,743.90	(293.05)
	<b>50,839.45</b>	<b>(150,103.22)</b>

---

## The Trustee for MEIKLEJOHN SUPERANNUATION FUND

### Members Summary Report - For the period 1/07/2020 to 30/06/2021

Member's Detail	Opening Balance	Increases					Decreases					Closing Balance	
		Contrib	Tran In	Profit	Ins Proc	Tax	Exp	Ins Prem	Tran Out	Ben Paid			
<b>Mr William Meiklejohn</b>													
531 Darbys Falls Road Cowra NSW 2794													
Accumulation	49,983.03	25,000.00	0.00	1,557.33	0.00	(3,972.46)	0.00	0.00	0.00	0.00	0.00	0.00	72,567.90
Pension	894,775.57	0.00	0.00	26,551.14	0.00	(3,947.60)	0.00	0.00	0.00	0.00	(17,983.60)	0.00	899,395.51
	944,758.60	25,000.00	0.00	28,108.47	0.00	(7,920.06)	0.00	0.00	0.00	0.00	(17,983.60)	0.00	971,963.41
<b>Mrs Gai Meiklejohn</b>													
531 Darbys Falls Road Cowra NSW 2794													
Accumulation	47,560.21	20,648.98	0.00	1,710.07	0.00	(3,347.72)	0.00	0.00	0.00	0.00	0.00	0.00	66,571.54
Pension	568,583.50	0.00	0.00	16,813.39	0.00	(2,971.29)	0.00	0.00	0.00	0.00	(13,283.60)	0.00	569,142.00
	616,143.71	20,648.98	0.00	18,523.46	0.00	(6,319.01)	0.00	0.00	0.00	0.00	(13,283.60)	0.00	635,713.54
	1,560,902.31	45,648.98	0.00	46,631.93	0.00	(14,239.07)	0.00	0.00	0.00	0.00	(31,267.20)	0.00	1,607,676.95

19/13

The Trustee for MEIKLEJOHN SUPERANNUATION FUND  
(ABN: 48 254 188 699)

FS/14

**Consolidated Member Benefit Totals**

Period	Member Account Details
1 July 2020 - 30 June 2021	Residential Address: 531 Darbys Falls Road Cowra, NSW 2794
Member Number: 1	Date of Birth: 13 February 1957
Mr William Leo Meiklejohn	Date Joined Fund: 24 March 2000
	Eligible Service Date: 24 March 2000
	Tax File Number Held: Yes

*Note: this report provides a consolidated view of the Member's interests in the SMSF  
Refer to the Member Benefit Statements produced for each member account for further details*

Your Accounts		Your Tax Components	
Withdrawal Benefit as at 1 Jul 2020		Tax Free	292,737.60
Accumulation	49,983.03	Taxable - Taxed	679,225.81
Bill Pension	894,775.57	Taxable - Untaxed	-
<b>Total as at 1 Jul 2020</b>	<b>944,758.60</b>	Your Preservation Components	
Withdrawal Benefit as at 30 Jun 2021		Preserved	971,963.41
Accumulation	72,567.90	Restricted Non Preserved	-
Bill Pension	899,395.51	Unrestricted Non Preserved	-
<b>Total as at 30 Jun 2021</b>	<b>971,963.41</b>	Your Insurance Benefits	
		No insurance details have been recorded	
		Your Beneficiaries	
		No beneficiary details have been recorded	

For Enquiries:

mail The Trustee for MEIKLEJOHN SUPERANNUATION FUND, 531 Darbys Falls Road, Cowra NSW 2794

The Trustee for MEIKLEJOHN SUPERANNUATION FUND  
(ABN: 48 254 188 699)

18/15

Member Benefit Statement

Period	Member Account Details
1 July 2020 - 30 June 2021	Residential Address: 531 Darbys Falls Road Cowra, NSW 2794
Member Number: 1	Date of Birth: 13 February 1957
Mr William Leo Meiklejohn	Date Joined Fund: 24 March 2000
Accumulation Account	Eligible Service Date: 24 March 2000
Accumulation	Tax File Number Held: Yes
	Account Start Date: 24 March 2000

Your Account Summary

Withdrawal Benefit as at 1 Jul 2020	49,983.03
<u>Increases to your account:</u>	
Member Contributions	25,000.00
Share Of Net Fund Income	1,557.33
<u>Total Increases</u>	26,557.33
<u>Decreases to your account:</u>	
Contributions Tax	3,750.00
Tax on Net Fund Income	222.46
<u>Total Decreases</u>	3,972.46
Withdrawal Benefit as at 30 Jun 2021	<b>72,567.90</b>

Your Tax Components

Tax Free	2.5118 %	1,822.79
Taxable - Taxed		70,745.11
Taxable - Untaxed		-

Your Preservation Components

Preserved	72,567.90
Restricted Non Preserved	-
Unrestricted Non Preserved	-

Your Insurance Benefits

No insurance details have been recorded

Your Beneficiaries

No beneficiary details have been recorded

For Enquiries:

mail The Trustee for MEIKLEJOHN SUPERANNUATION FUND, 531 Darbys Falls Road, Cowra NSW 2794

13/16

**The Trustee for MEIKLEJOHN SUPERANNUATION FUND**  
(ABN: 48 254 188 699)

**Member Benefit Statement**

Period	Member Account Details
<b>1 July 2020 - 30 June 2021</b>	Residential Address: 531 Darbys Falls Road Cowra, NSW 2794
<b>Member</b>	Date of Birth: 13 February 1957
Number: 1	Date Joined Fund: 24 March 2000
<b>Mr William Leo Meiklejohn</b>	Eligible Service Date: 24 March 2000
Pension Account	Tax File Number Held: Yes
<b>Bill Pension</b>	Account Start Date: 1 July 2018

Your Account Summary	
<b>Withdrawal Benefit</b> as at 1 Jul 2020	<b>894,775.57</b>
<i><u>Increases to your account:</u></i>	
Share Of Net Fund Income	26,551.14
<b><u>Total Increases</u></b>	<b>26,551.14</b>
<i><u>Decreases to your account:</u></i>	
Pension Payments	17,983.60
Tax on Net Fund Income	3,947.60
<b><u>Total Decreases</u></b>	<b>21,931.20</b>
<b>Withdrawal Benefit</b> as at 30 Jun 2021	<b>899,395.51</b>

Your Tax Components		
Tax Free	32.3456 %	290,914.81
Taxable - Taxed		608,480.70
Taxable - Untaxed		-

Your Preservation Components	
Preserved	899,395.51
Restricted Non Preserved	-
Unrestricted Non Preserved	-

**Your Insurance Benefits**

No insurance details have been recorded

**Your Beneficiaries**

No beneficiary details have been recorded



18/17

**Trustees**

The Trustees of the Fund are as follows:

Gai Meiklejohn and  
William Meiklejohn

**Availability of Other Fund Information**

Additional information regarding your membership is available on request. What your Fund can do is governed by the provisions of its Trust Deed, which is available for inspection. If you require further information or clarification of any aspect of your membership of the Fund, please contact your Fund's Administrator or Trustees.

**Trustees Disclaimer**

This statement has been prepared by the Trustees for the member whose name appears at the top of this statement. While every effort has been made by the Trustees to ensure the accuracy and completeness of this statement, the Trustees do not accept any liability for any errors, omissions or misprints.

Signed on behalf of the Trustees of the Fund

.....  
Gai Meiklejohn  
Trustee

.....  
William Meiklejohn  
Trustee

Statement Date: 30 June 2021

The Trustee for MEIKLEJOHN SUPERANNUATION FUND  
(ABN: 48 254 188 699)

13/18

**Consolidated Member Benefit Totals**

Period	Member Account Details
1 July 2020 - 30 June 2021	Residential Address: 531 Darbys Falls Road Cowra, NSW 2794
Member Number: 2	Date of Birth: 23 June 1956
Mrs Gai Robin Meiklejohn	Date Joined Fund: 24 March 2000
	Eligible Service Date: 24 March 2000
	Tax File Number Held: Yes

*Note: this report provides a consolidated view of the Member's interests in the SMSF  
Refer to the Member Benefit Statements produced for each member account for further details*

**Your Accounts**

<b>Withdrawal Benefit</b> as at 1 Jul 2020	
Accumulation	47,560.21
Gai Pension	568,583.50
<b>Total as at 1 Jul 2020</b>	<b>616,143.71</b>

<b>Withdrawal Benefit</b> as at 30 Jun 2021	
Accumulation	66,571.54
Gai Pension	569,142.00
<b>Total as at 30 Jun 2021</b>	<b>635,713.54</b>

**Your Tax Components**

Tax Free	413,093.91
Taxable - Taxed	222,619.63
Taxable - Untaxed	-

**Your Preservation Components**

Preserved	-
Restricted Non Preserved	-
Unrestricted Non Preserved	635,713.54

**Your Insurance Benefits**

No insurance details have been recorded

**Your Beneficiaries**

No beneficiary details have been recorded

**For Enquiries:**

mail The Trustee for MEIKLEJOHN SUPERANNUATION FUND, 531 Darbys Falls Road, Cowra NSW 2794

The Trustee for MEIKLEJOHN SUPERANNUATION FUND  
(ABN: 48 254 188 699)

13/19

Member Benefit Statement

Period	Member Account Details
1 July 2020 - 30 June 2021	Residential Address: 531 Darbys Falls Road Cowra, NSW 2794
Member Number: 2	Date of Birth: 23 June 1956
Mrs Gai Robin Meiklejohn	Date Joined Fund: 24 March 2000
Accumulation Account	Eligible Service Date: 24 March 2000
Accumulation	Tax File Number Held: Yes
	Account Start Date: 24 March 2000

Your Account Summary

Withdrawal Benefit as at 1 Jul 2020	47,560.21
<u>Increases to your account:</u>	
Employer Contributions	20,648.98
Share Of Net Fund Income	1,710.07
<u>Total Increases</u>	22,359.05
<u>Decreases to your account:</u>	
Contributions Tax	3,097.34
Tax on Net Fund Income	250.38
<u>Total Decreases</u>	3,347.72
Withdrawal Benefit as at 30 Jun 2021	<b>66,571.54</b>

Your Tax Components

Tax Free	3.4892 %	2,322.81
Taxable - Taxed		64,248.73
Taxable - Untaxed		-

Your Preservation Components

Preserved	-
Restricted Non Preserved	-
Unrestricted Non Preserved	66,571.54

Your Insurance Benefits

No insurance details have been recorded

Your Beneficiaries

No beneficiary details have been recorded

For Enquiries:

mail The Trustee for MEIKLEJOHN SUPERANNUATION FUND, 531 Darbys Falls Road, Cowra NSW 2794

# The Trustee for MEIKLEJOHN SUPERANNUATION FUND

(ABN: 48 254 188 699)

13/20

## Member Benefit Statement

Period	Member Account Details
1 July 2020 - 30 June 2021	Residential Address: 531 Darbys Falls Road Cowra, NSW 2794
Member Number: 2	Date of Birth: 23 June 1956
Mrs Gai Robin Meiklejohn	Date Joined Fund: 24 March 2000
Pension Account	Eligible Service Date: 24 March 2000
Gai Pension	Tax File Number Held: Yes
	Account Start Date: 1 July 2018

### Your Account Summary

Withdrawal Benefit as at 1 Jul 2020	<b>568,583.50</b>
<i>Increases to your account:</i>	
Share Of Net Fund Income	16,813.39
<u>Total Increases</u>	<u>16,813.39</u>
<i>Decreases to your account:</i>	
Pension Payments	13,283.60
Tax on Net Fund Income	2,971.29
<u>Total Decreases</u>	<u>16,254.89</u>
Withdrawal Benefit as at 30 Jun 2021	<b><u>569,142.00</u></b>

### Your Tax Components

Tax Free	72.1737 %	410,771.10
Taxable - Taxed		158,370.90
Taxable - Untaxed		-

### Your Preservation Components

Preserved	-
Restricted Non Preserved	-
Unrestricted Non Preserved	569,142.00

### Your Insurance Benefits

No insurance details have been recorded

### Your Beneficiaries

No beneficiary details have been recorded

#### For Enquiries:

mail The Trustee for MEIKLEJOHN SUPERANNUATION FUND, 531 Darbys Falls Road, Cowra NSW 2794

## Trustees

The Trustees of the Fund are as follows:

PS/21

Gai Meiklejohn and  
William Meiklejohn

## Availability of Other Fund Information

Additional information regarding your membership is available on request. What your Fund can do is governed by the provisions of its Trust Deed, which is available for inspection. If you require further information or clarification of any aspect of your membership of the Fund, please contact your Fund's Administrator or Trustees.

## Trustees Disclaimer

This statement has been prepared by the Trustees for the member whose name appears at the top of this statement. While every effort has been made by the Trustees to ensure the accuracy and completeness of this statement, the Trustees do not accept any liability for any errors, omissions or misprints.

Signed on behalf of the Trustees of the Fund

.....  
Gai Meiklejohn  
Trustee

.....  
William Meiklejohn  
Trustee

Statement Date: 30 June 2021

# The Trustee for MEIKLEJOHN SUPERANNUATION FUND

Investment Summary as at 30 June 2021

Investment	Units	Average Cost Price	Market Price	Accounting Cost	Market Value	Unrealised Accounting Gain/(Loss)	Accounting Gain/(Loss) (%)	Portfolio Weight (%)
<b>Bank</b>								
ANZ Cash Account				22,914.73	22,914.73			1.38%
Saxo Cash Account				2,755.84	2,755.84			0.17%
Westpac				59,273.02	59,273.02			3.56%
				<u>84,943.59</u>	<u>84,943.59</u>			<u>5.10%</u>
<b>Foreign Investment Assets</b>								
Auxly Cannabis Group Inc (LSE:0U05)	5,000.00000	0.8752	0.3094	4,376.00	1,547.24	(2,828.76)	(64.64)%	0.09%
Dolly Varden Silver Corp (LSE:0USB)	10,000.00000	1.0190	0.6332	10,190.03	6,331.83	(3,858.20)	(37.86)%	0.38%
ACE Convergence Acquisition Corp - Ordinary Shares - Class A (NASDAQ:ACEV)	300.00000	16.0284	13.2416	4,808.51	3,972.47	(836.04)	(17.39)%	0.24%
Almonty Industries Inc (TSX:AI)	8,000.00000	1.1195	1.1269	8,956.40	9,014.82	58.42	0.65%	0.54%
Caleres Inc (NYSE ARCA:CAL)	200.00000	34.8196	36.2995	6,963.92	7,259.91	295.99	4.25%	0.44%
Equinox Gold Corp (NYSE MKT:EQX)	3,000.00000	6.5482	9.2445	19,644.70	27,733.44	8,088.74	41.18%	1.67%
Hut 8 Mining Corp (NASDAQ:HUT)	1,800.00000	1.8887	5.8526	3,399.59	10,534.72	7,135.13	209.86%	0.63%
Lucara Diamond Corp (TSX:LUC)	9,000.00000	1.8395	0.8049	16,555.75	7,244.05	(9,311.70)	(56.24)%	0.43%
Max Resource Corp. (FRA:M1D2)	20,000.00000	0.3207	0.2136	6,414.72	4,272.16	(2,142.56)	(33.40)%	0.26%
Meyer Burger Technology AG (SIX XSWX:MBTN)	7,000.00000	0.5922	0.8218	4,145.60	5,752.52	1,606.92	38.76%	0.35%
Micro Focus International PLC (LSE:MCRO)	1,000.00000	10.3061	10.0755	10,306.13	10,075.52	(230.61)	(2.24)%	0.60%
Nokia Corp (OMXH:NOKIA)	2,200.00000	7.4724	7.1448	16,439.23	15,718.51	(720.72)	(4.38)%	0.94%
PureCycle Technologies Inc (NASDAQ:PCT)	500.00000	44.5839	31.4578	22,291.94	15,728.92	(6,563.02)	(29.44)%	0.94%
PLBY Group Inc (NASDAQ:PLBY)	160.00000	53.9013	51.7292	8,624.21	8,276.67	(347.54)	(4.03)%	0.50%
Pershing Square Tonitine Holdings Ltd (NYSE:PSTH)	400.00000	30.5060	30.2740	12,202.41	12,109.60	(92.81)	(0.76)%	0.73%
Spanish Mountain Gold Ltd (FRA:S3Y)	13,000.00000	0.5624	0.2462	7,311.09	3,200.63	(4,110.46)	(56.22)%	0.19%
Spirit Airlines Inc (NYSE:SAVE)	200.00000	52.2316	40.4895	10,446.33	8,097.90	(2,348.43)	(22.48)%	0.49%
iShs MSCI Glb Shs (NYSE ARCA:SLVP)	1,000.00000	18.8016	20.4310	18,801.58	20,430.97	1,629.39	8.67%	1.23%
Tastemaker Acquisition Corp - Ordinary Shares - Class A (NASDAQ:TMKR)	400.00000	12.8734	12.9290	5,149.36	5,171.59	22.23	0.43%	0.31%
Wallbridge Mining Company Ltd. (FRA:WC7)	3,000.00000	1.0355	0.5696	3,106.41	1,708.86	(1,397.55)	(44.99)%	0.10%
				<u>200,133.91</u>	<u>184,182.33</u>	<u>(15,951.58)</u>	<u>(7.97)%</u>	<u>11.06%</u>

FS/22

The Trustee for MEIKLEJOHN SUPERANNUATION FUND

Investment Summary as at 30 June 2021

Investment	Units	Average Cost Price	Market Price	Accounting Cost	Market Value	Unrealised Accounting Gain/(Loss)	Accounting Gain/(Loss) (%)	Portfolio Weight (%)
<b>Listed Derivatives Market</b>								
Argent Minerals Limited - Option Expiring 29-Oct-2021 (ASX:ARDOA)	18,750.00000	0.0000	0.0060	0.00	112.50	112.50	0.00%	0.01%
Consolidated Zinc Limited - Option Expiring 01-Jun-2023 (ASX:CZLOB)	2,424.00000	0.0000	0.0090	0.00	21.82	21.82	0.00%	- %
				0.00	134.32	134.32	0.00%	0.01%

FS/23

# The Trustee for MEIKLEJOHN SUPERANNUATION FUND

Investment Summary as at 30 June 2021

Investment	Units	Average Cost Price	Market Price	Accounting Cost	Market Value	Unrealised Accounting Gain/(Loss)	Accounting Gain/(Loss) (%)	Portfolio Weight (%)
<b>Listed Securities Market</b>								
Argent Minerals Limited (ASX:ARD)	187,500.00000	0.0271	0.0400	5,089.45	7,500.00	2,410.55	47.36%	0.45%
Argonaut Resources NL (ASX:ARE)	309,000,000	0.0194	0.0060	6.00	1.85	(4.15)	(69.17)%	- %
Australasian Wealth Investments Limited. (ASX:AWI)	38,000,000	0.7387	0.1900	28.07	7.22	(20.85)	(74.28)%	- %
Azure Minerals Limited (ASX:AZS)	16,578,95000	0.7586	0.2300	12,576.95	3,813.16	(8,763.79)	(69.68)%	0.23%
Betashares Us Equities Strong Bear Currency Hedged (HF) - Trading Managed Fund Units Fully Paid (ASX:BBUS)	9,000,00000	2.2462	1.0850	20,215.85	9,765.00	(10,450.85)	(51.70)%	0.59%
Beadell Resources Limited (ASX:BDR)	10,000,00000	0.6377	0.0650	6,376.95	650.00	(5,726.95)	(89.81)%	0.04%
Bassari Resources Limited (ASX:BSR)	225,000,00000	0.0269	0.0120	6,051.95	2,700.00	(3,351.95)	(55.39)%	0.16%
Cannon Resources Limited (ASX:CNR)	7,000,00000	0.2000	0.0300	1,400.00	210.00	(1,190.00)	(85.00)%	0.01%
Consolidated Zinc Limited (ASX:CZL)	33,939,00000	0.1401	0.0370	4,754.22	1,255.74	(3,498.48)	(73.59)%	0.08%
Engage:Bdr Limited (ASX:EN1)	13,000,00000	0.2000	0.0050	2,600.00	65.00	(2,535.00)	(97.50)%	- %
Essential Metals Limited (ASX:ESS)	45,000,00000	0.1906	0.0950	8,576.95	4,275.00	(4,301.95)	(50.16)%	0.26%
Evolution Mining Limited (ASX:EVN)	22,666,00000	1.6016	4.5000	36,301.18	101,997.00	65,695.82	180.97%	6.12%
Fat Prophets Global Contrarian Fund Ltd (ASX:FPC)	36,286,00000	1.1369	1.3000	41,253.20	47,171.80	5,918.60	14.35%	2.83%
Gold Road Resources Limited (ASX:GOR)	32,000,00000	0.5467	1.2600	17,495.73	40,320.00	22,824.27	130.46%	2.42%
Jupiter Mines Limited. (ASX:JMS)	30,000,00000	0.3373	0.2900	10,118.95	8,700.00	(1,418.95)	(14.02)%	0.52%
Juno Minerals Limited (ASX:JNO)	1,838,00000	0.2497	0.1950	458.99	358.41	(100.58)	(21.91)%	0.02%
KBL Mining Limited (ASX:KBL)	15,000,00000	0.2456	0.0000	3,684.20	0.00	(3,684.20)	(100.00)%	- %
Lynas Corporation Limited (ASX:LYC)	4,520,00000	2.1998	5.7100	9,942.95	25,809.20	15,866.25	159.57%	1.55%
Oceanagold Corporation - Chess Depository Interest 1:1 (ASX:OGC)	3,000,00000	0.7900	2.4400	2,370.00	7,320.00	4,950.00	208.86%	0.44%
Oklo Resources Limited (ASX:OKU)	22,000,00000	0.2984	0.1100	6,563.90	2,420.00	(4,143.90)	(63.13)%	0.15%
Pilbara Minerals Limited (ASX:PLS)	33,948,00000	0.3652	1.4500	12,398.23	49,224.60	36,826.37	297.03%	2.96%
RED 5 Limited (ASX:RED)	83,334,00000	0.0814	0.1900	6,780.39	15,833.46	9,053.07	133.52%	0.95%
Rox Resources Limited (ASX:RXL)	554,541,00000	0.0176	0.0290	9,735.93	16,081.69	6,345.76	65.18%	0.97%
St Barbara Limited (ASX:SBM)	4,180,00000	3.0896	1.7050	12,914.69	7,126.90	(5,787.79)	(44.82)%	0.43%
Sandfire Resources Limited (ASX:SFR)	2,000,00000	6.1335	6.8300	12,266.95	13,660.00	1,393.05	11.36%	0.82%
St George Mining Limited (ASX:SGO)	34,966,00000	0.1608	0.0670	5,624.23	2,342.72	(3,281.51)	(58.35)%	0.14%

*Check to confirm balances*

32

18/24



# The Trustee for MEIKLEJOHN SUPERANNUATION FUND

## Investment Summary as at 30 June 2021

Investment	Units	Average Cost Price	Market Price	Accounting Cost	Market Value	Unrealised Accounting Gain/(Loss)	Accounting Gain/(Loss) (%)	Portfolio Weight (%)
<b>Listed Securities Market</b>								
Sunshine Heart, Inc. - Chess Depository Interests Us Prohibited 200:1 (ASX:SHC)	25.00000	187.0780	2.3800	4,676.95	59.50	(4,617.45)	(98.73)%	- %
Silver Lake Resources Limited (ASX:SLR)	10,000.00000	0.5827	1.6600	5,826.95	16,600.00	10,773.05	184.88%	1.00%
Tidewater Investments Limited - Ordinary Fully Paid Deferred Settlement (ASX:TDIDA)	50.00000	49.4386	0.6900	2,471.93	34.50	(2,437.43)	(98.60)%	- %
Troy Resources Limited (ASX:TRY)	902.00000	2.8999	0.0390	2,615.69	35.18	(2,580.51)	(98.66)%	- %
Western Areas Limited (ASX:WSA)	3,000.00000	2.0090	2.3900	6,026.95	7,170.00	1,143.05	18.97%	0.43%
				<b>277,204.38</b>	<b>392,507.93</b>	<b>115,303.55</b>	<b>41.60%</b>	<b>23.57%</b>
<b>Property Direct Market</b>								
Land - "Springfield" Cowra	1.00000	511,021.0000	850,000.0000	511,021.00	850,000.00	338,979.00	66.33%	51.04%
				<b>511,021.00</b>	<b>850,000.00</b>	<b>338,979.00</b>	<b>66.33%</b>	<b>51.04%</b>
<b>Unlisted Market</b>								
ARD_R (ASX:ARD_R)	37,500.00000	0.0000	0.0000	0.00	0.00	0.00	0.00%	- %
Gold Bullion	1.00000	54,877.7000	76,928.5200	54,877.70	76,928.52	22,050.82	40.18%	4.62%
Silver Bullion	2,250.50000	17.6028	34.1000	39,615.00	76,742.05	37,127.05	93.72%	4.61%
				<b>94,492.70</b>	<b>153,670.57</b>	<b>59,177.87</b>	<b>62.63%</b>	<b>9.23%</b>
				<b>1,167,795.58</b>	<b>1,665,438.74</b>	<b>497,643.16</b>	<b>42.61%</b>	<b>100.00%</b>

Unable to confirm balance

32

33

26

25

The accounting cost is the original cost base adjusted by any subsequent capital call/improvement or capital return transactions. In many cases, it is not the same as the adjusted or reduced cost base, or the reset cost base resulting from the CGT relief. To view the tax cost base and unrealised gain/(loss) for tax purposes refer to the Unrealised Capital Gains Report or change the report parameter to tax cost base.

13/25

**The Trustee for MEIKLEJOHN SUPERANNUATION FUND**  
**Investment Performance**  
**For the period from 1 July 2020 to 30 June 2021**

Investment	Opening Value	Acquisitions	Disposals	Closing Value	Change in Value	Income	Total Return Value	Total Return
<u>Bank</u>								
ANZ Cash Account	0.00	60,000.23	37,085.50	22,914.73	0.00	0.23	0.23	0.00%
Saxo Cash Account	19,431.64	135,199.78	151,875.58	2,755.84	0.00	0.00	0.00	0.00%
Westpac	80,973.88	181,549.45	203,250.31	59,273.02	0.00	2.77	2.77	0.00%
	<b>100,405.52</b>	<b>376,749.46</b>	<b>392,211.39</b>	<b>84,943.59</b>	<b>0.00</b>	<b>3.00</b>	<b>3.00</b>	<b>0.00%</b>

B/LC

**The Trustee for MEIKLEJOHN SUPERANNUATION FUND**  
**Investment Performance**  
**For the period from 1 July 2020 to 30 June 2021**

Investment	Opening Value	Acquisitions	Disposals	Closing Value	Change in Value	Income	Total Return Value	Total Return
<u>Foreign Investment Assets</u>								
Village Farms International Inc (FRA:02V)	0.00	11,848.67	16,272.96	0.00	4,424.29	0.00	4,424.29	37.34%
Discovery Silver Corp (LSE:0A61)	0.00	6,690.08	7,491.17	0.00	801.09	0.00	801.09	11.97%
Auxly Cannabis Group Inc (LSE:0U05)	1,547.24	0.00	0.00	1,547.24	0.00	0.00	0.00	0.00%
Dolly Varden Silver Corp (LSE:0USB)	0.00	10,190.03	0.00	6,331.83	(3,858.20)	0.00	(3,858.20)	(37.86%)
Atico Mining Corp (FRA:9AO)	2,970.31	0.00	5,103.26	0.00	2,132.95	0.00	2,132.95	71.81%
ACE Convergence Acquisition Corp - Ordinary Shares - Class A (NASDAQ:ACEV)	0.00	4,808.51	0.00	3,972.47	(836.04)	0.00	(836.04)	(17.39%)
Almonly Industries Inc (TSX:All)	0.00	8,956.40	0.00	9,014.82	58.42	0.00	58.42	0.65%
Caleres Inc (NYSE ARCA:CAL)	0.00	6,963.92	0.00	7,259.91	295.99	0.00	295.99	4.25%
Editas Medicine Inc (NASDAQ:EDIT)	4,310.07	0.00	9,264.62	0.00	4,954.55	0.00	4,954.55	114.95%
Equinox Gold Corp (NYSE MKT:EQX)	49,045.62	0.00	0.00	27,733.44	(21,312.18)	0.00	(21,312.18)	(43.45%)
Hut 8 Mining Corp (NASDAQ:HUT)	0.00	3,399.59	0.00	10,534.72	7,135.13	0.00	7,135.13	209.88%

13/27

## The Trustee for MEIKLEJOHN SUPERANNUATION FUND

Investment Performance  
For the period from 1 July 2020 to 30 June 2021

Investment	Opening Value	Acquisitions	Disposals	Closing Value	Change in Value	Income	Total Return Value	Total Return
<b><u>Foreign Investment Assets</u></b>								
Lithium Americas Corp (NYSE:LAC)	0.00	7,405.36	24,971.90	0.00	17,566.54	0.00	17,566.54	391.07%
Lucara Diamond Corp (TSX:LUC)	5,944.39	0.00	0.00	7,244.05	1,299.66	0.00	1,299.66	21.86%
Max Resource Corp. (FRA:MTD2)	0.00	6,414.72	0.00	4,272.16	(2,142.56)	0.00	(2,142.56)	(33.40%)
Meyer Burger Technology AG (SIX XSWX:MBTN)	0.00	4,145.60	0.00	5,752.52	1,606.92	0.00	1,606.92	38.76%
Micro Focus International PLC (LSE:MCRO)	0.00	10,306.13	0.00	10,075.52	(230.61)	0.00	(230.61)	(2.24%)
Nokia Corp (OMXH:NOKIA)	13,998.85	0.00	0.00	15,718.51	1,719.66	0.00	1,719.66	12.28%
Nutanix Inc (NASDAQ:NTNX)	0.00	4,656.50	5,126.85	0.00	470.35	0.00	470.35	10.10%
PureCycle Technologies Inc (NASDAQ:PCT)	0.00	22,291.94	0.00	15,728.92	(6,563.02)	0.00	(6,563.02)	(29.44%)
PLBY Group Inc (NASDAQ:PLBY)	0.00	8,624.21	0.00	8,276.67	(347.54)	0.00	(347.54)	(5.69%)
Pershing Square Tontine Holdings Ltd (NYSE:PSTH)	0.00	12,202.41	0.00	12,109.60	(92.81)	0.00	(92.81)	(0.76%)
Spanish Mountain Gold Ltd (FRA:S3Y)	0.00	7,311.09	0.00	3,200.63	(4,110.46)	0.00	(4,110.46)	(68.52%)

18/28

**The Trustee for MEIKLEJOHN SUPERANNUATION FUND**  
**Investment Performance**  
**For the period from 1 July 2020 to 30 June 2021**

Investment	Opening Value	Acquisitions	Disposals	Closing Value	Change in Value	Income	Total Return Value	Total Return
<i>Foreign Investment Assets</i>								
Spirit Airlines Inc (NYSE:SAVE)	0.00	10,446.33	0.00	8,097.90	(2,348.43)	0.00	(2,348.43)	(22.48%)
iShs MSCI Glb Shs (NYSE ARCA:SLVP)	13,657.30	7,199.14	0.00	20,430.97	(425.47)	663.09	237.62	1.40%
Square Inc (NYSE ARCA:SQ)	15,200.15	0.00	20,457.42	0.00	5,257.27	0.00	5,257.27	34.59%
Tastemaker Acquisition Corp - Ordinary Shares - Class A (NASDAQ:TMKR)	0.00	5,149.36	0.00	5,171.59	22.23	0.00	22.23	0.43%
Uranium Energy Corp (NYSE MKT:UEC)	9,847.43	6,656.39	35,914.82	0.00	19,411.00	0.00	19,411.00	360.35%
Wallbridge Mining Company Ltd. (FRA:W7)	0.00	3,106.41	0.00	1,708.86	(1,397.55)	0.00	(1,397.55)	(44.99%)
	<b>116,521.36</b>	<b>168,772.79</b>	<b>124,603.00</b>	<b>184,182.33</b>	<b>23,491.18</b>	<b>663.09</b>	<b>24,154.27</b>	<b>17.47%</b>

fs/29

**The Trustee for MEIKLEJOHN SUPERANNUATION FUND**

**Investment Performance  
For the period from 1 July 2020 to 30 June 2021**

Investment	Opening Value	Acquisitions	Disposals	Closing Value	Change in Value	Income	Total Return Value	Total Return
<i>Listed Derivatives Market</i>								
Argent Minerals Limited - Option Expiring 29-Oct-2021 (ASX:ARDOA)	150.00	0.00	0.00	112.50	(37.50)	0.00	(37.50)	(25.00%)
Consolidated Zinc Limited - Option Expiring 01-Jun-2023 (ASX:CZLOB)	0.00	0.00	0.00	21.82	21.82	0.00	21.82	N/A #
EngageBdr Limited - Option Expiring 14-Dec-2020 (ASX:EN10)	6.50	0.00	0.00	0.00	(6.50)	0.00	(6.50)	(100.00%)
	<b>156.50</b>	<b>0.00</b>	<b>0.00</b>	<b>134.32</b>	<b>(22.18)</b>	<b>0.00</b>	<b>(22.18)</b>	<b>(14.17%)</b>

18/36

## The Trustee for MEIKLEJOHN SUPERANNUATION FUND

### Investment Performance

For the period from 1 July 2020 to 30 June 2021

Investment	Opening Value	Acquisitions	Disposals	Closing Value	Change in Value	Income	Total Return Value	Total Return
<u>Listed Securities Market</u>								
Argent Minerals Limited (ASX:ARD)	4,875.00	0.00	0.00	7,500.00	2,625.00	0.00	2,625.00	53.85%
Argonaut Resources NL (ASX:ARE)	2.47	0.00	0.00	1.85	(0.62)	0.00	(0.62)	(25.10%)
Australasian Wealth Investments Limited. (ASX:AWI)	7.22	0.00	0.00	7.22	0.00	0.00	0.00	0.00%
Archer Materials Limited (ASX:AXE)	12,370.80	0.00	14,329.31	0.00	1,958.51	0.00	1,958.51	15.83%
Azure Minerals Limited (ASX:AZS)	1,458.95	0.00	0.00	3,813.16	2,354.21	0.00	2,354.21	161.36%
Beishares Us Equities Strong Bear Currency Hedged (Hf) - Trading Managed Fund Units Fully Paid (ASX:BBUS)	11,040.00	9,468.90	0.00	9,765.00	(10,743.90)	0.00	(10,743.90)	(68.11%)
Beadell Resources Limited (ASX:BDR)	650.00	0.00	0.00	650.00	0.00	0.00	0.00	0.00%
Bank Of Queensland Limited. (ASX:BOQ)	18,510.00	0.00	18,337.16	0.00	(172.84)	0.00	(172.84)	(0.93%)
Bassari Resources Limited (ASX:BSR)	2,700.00	0.00	0.00	2,700.00	0.00	0.00	0.00	0.00%
Capitol Health Limited (ASX:CAJ)	2,940.00	0.00	3,273.05	0.00	333.05	171.42	504.47	17.67%
Cannon Resources Limited (ASX:CNR)	0.00	1,400.00	0.00	210.00	(1,190.00)	0.00	(1,190.00)	(85.00%)

18/31

**The Trustee for MEIKLEJOHN SUPERANNUATION FUND**  
**Investment Performance**  
**For the period from 1 July 2020 to 30 June 2021**

Investment	Opening Value	Acquisitions	Disposals	Closing Value	Change in Value	Income	Total Return Value	Total Return
<u>Listed Securities Market</u>								
Consolidated Zinc Limited (ASX:CZL)	1,600.00	327.27	0.00	1,255.74	(671.53)	0.00	(671.53)	(38.08%)
EngageBdr Limited (ASX:EN1)	78.00	0.00	0.00	65.00	(13.00)	0.00	(13.00)	(16.67%)
Essential Metals Limited (ASX:ESS)	0.00	8,576.95	0.00	4,275.00	(4,301.95)	0.00	(4,301.95)	(50.16%)
Evolution Mining Limited (ASX:EVN)	128,516.22	0.00	0.00	101,997.00	(26,519.22)	5,180.80	(21,338.42)	(16.95%)
Fat Prophets Global Contrarian Fund Ltd (ASX:FPC)	45,000.00	10,000.00	28,764.82	47,171.80	20,936.62	1,555.11	22,491.73	64.56%
Gold Road Resources Limited (ASX:GOR)	53,440.00	0.00	0.00	40,320.00	(13,120.00)	665.71	(12,434.29)	(23.42%)
Jupiter Mines Limited. (ASX:JMS)	8,400.00	0.00	408.00	8,700.00	708.00	972.84	1,680.84	21.80%
Jupiter Mines Limited. - Ent To Shares In Juno Minerals Limited (ASX:JMSXF)	0.00	458.99	458.99	0.00	0.00	0.00	0.00	0.00%
Juno Minerals Limited (ASX:JNO)	0.00	458.99	0.00	358.41	(100.58)	0.00	(100.58)	(21.91%)
KBL Mining Limited (ASX:KBL)	0.00	0.00	0.00	0.00	0.00	0.00	0.00	N/A #
Lynas Corporation Limited (ASX:LYC)	0.00	9,942.95	0.00	25,809.20	15,866.25	0.00	15,866.25	169.78%

18/32



**The Trustee for MEIKLEJOHN SUPERANNUATION FUND**  
**Investment Performance**  
**For the period from 1 July 2020 to 30 June 2021**

Investment	Opening Value	Acquisitions	Disposals	Closing Value	Change in Value	Income	Total Return Value	Total Return
<u>Listed Securities Market</u>								
Oceanagold Corporation - Chess Depository Interest 1:1 (ASX:OGC)	9,120.00	0.00	0.00	7,320.00	(1,800.00)	0.00	(1,800.00)	(19.74%)
Oklo Resources Limited (ASX:OKU)	6,600.00	0.00	0.00	2,420.00	(4,180.00)	0.00	(4,180.00)	(63.33%)
Pioneer Resources Limited (ASX:PIO)	4,950.00	0.00	8,576.95	0.00	3,626.95	0.00	3,626.95	73.27%
Pilbara Minerals Limited (ASX:PLS)	0.00	12,398.23	0.00	49,224.60	36,826.37	0.00	36,826.37	315.09%
RED 5 Limited (ASX:RED)	14,000.00	2,133.44	0.00	15,833.46	(299.98)	0.00	(299.98)	(1.99%)
Rox Resources Limited (ASX:RXL)	46,581.44	0.00	0.00	16,081.69	(30,499.75)	0.00	(30,499.75)	(65.48%)
St Barbara Limited (ASX:SBM)	13,167.00	0.00	0.00	7,126.90	(6,040.10)	477.72	(5,562.38)	(43.03%)
Sandfire Resources Limited (ASX:SFR)	0.00	12,266.95	0.00	13,660.00	1,393.05	0.00	1,393.05	11.36%
St George Mining Limited (ASX:SGQ)	4,021.09	0.00	0.00	2,342.72	(1,678.37)	0.00	(1,678.37)	(41.74%)
Sunshine Heart, Inc. - Chess Depository Interest Us Prohibited 200:1 (ASX:SHC)	59.50	0.00	0.00	59.50	0.00	0.00	0.00	0.00%
Silver Lake Resources Limited (ASX:SLR)	21,300.00	0.00	0.00	16,600.00	(4,700.00)	0.00	(4,700.00)	(22.07%)

18/33

**The Trustee for MEIKLEJOHN SUPERANNUATION FUND**  
**Investment Performance**  
**For the period from 1 July 2020 to 30 June 2021**

Investment	Opening Value	Acquisitions	Disposals	Closing Value	Change in Value	Income	Total Return Value	Total Return
<u>Listed Securities Market</u>								
Tidewater Investments Limited - Ordinary Fully Paid Deferred Settlement (ASX:TDIDA)	34.50	0.00	0.00	34.50	0.00	0.00	0.00	0.00%
Troy Resources Limited (ASX:TRY)	74.87	0.00	0.00	35.18	(39.69)	0.00	(39.69)	(53.01%)
Western Areas Limited (ASX:WSA)	0.00	6,026.95	0.00	7,170.00	1,143.05	0.00	1,143.05	18.97%
	<u>411,497.06</u>	<u>73,459.62</u>	<u>74,148.28</u>	<u>392,507.93</u>	<u>(18,300.47)</u>	<u>9,043.60</u>	<u>(9,256.87)</u>	<u>(2.28)%</u>
<u>Property Direct Market</u>								
Land - "Springfield" Cowra	850,000.00	0.00	0.00	850,000.00	0.00	24,000.00	24,000.00	2.86%
	<u>850,000.00</u>	<u>0.00</u>	<u>0.00</u>	<u>850,000.00</u>	<u>0.00</u>	<u>24,000.00</u>	<u>24,000.00</u>	<u>2.86%</u>

FS/34

**The Trustee for MEIKLEJOHN SUPERANNUATION FUND**  
**Investment Performance**  
**For the period from 1 July 2020 to 30 June 2021**

Investment	Opening Value	Acquisitions	Disposals	Closing Value	Change in Value	Income	Total Return Value	Total Return
<u>Unlisted Market</u>								
ARD_R (ASX:ARD_R)	0.00	0.00	0.00	0.00	0.00	0.00	0.00	N/A #
Gold Bullion	83,154.36	0.00	0.00	76,928.52	(6,225.84)	0.00	(6,225.84)	(7.49%)
Silver Bullion	59,413.20	0.00	0.00	76,742.05	17,328.85	0.00	17,328.85	29.17%
Sundry Debtor	1,291.02	0.00	1,291.02	0.00	0.00	0.00	0.00	0.00%
	<u>143,858.58</u>	<u>0.00</u>	<u>1,291.02</u>	<u>153,670.57</u>	<u>11,103.01</u>	<u>0.00</u>	<u>11,103.01</u>	<u>7.75%</u>
<b>Fund Total</b>	<u>1,622,439.02</u>	<u>618,981.87</u>	<u>592,253.69</u>	<u>1,665,438.74</u>	<u>16,271.54</u>	<u>33,709.69</u>	<u>49,981.23</u>	<u>3.09%</u>

# NOTE: Reliable performance figures cannot be derived for holdings that have had large net capital inflows or outflows (i.e.: more than 50% of average capital) during the period. Calculating returns where there are large capital movements, without detailed manual income attribution, would lead to significant under or over stating of investment returns.

KS/3S

# The Trustee for MEIKLEJOHN SUPERANNUATION FUND

## Realised Capital Gains

For the period from 1 July 2020 to 30 June 2021

		Accounting Treatment				Taxation Treatment				
Quantity	Proceeds	Excess Tax Value*	Original Cost	Accounting Profit/(Loss)	Cost Base Calculation		Capital Gains Calculation			
					Adjusted	Reduced	Indexation	Discounted	Other	Deferred
<b>Foreign Investment Assets</b>										
<b>Atico Mining Corp (FRA:9AO)</b>										
19/01/2021	Sale	5,103.26	4,068.98	1,034.28	4,068.98		1,034.28			
		5,103.26	4,068.98	1,034.28	4,068.98		1,034.28			0.00
<b>Discovery Silver Corp (LSE:0A61)</b>										
25/08/2020	Sale	7,491.17	6,690.08	801.09	6,690.08			801.09		
		7,491.17	6,690.08	801.09	6,690.08			801.09		0.00
<b>Editas Medicine Inc (NASDAQ:EDIT)</b>										
20/01/2021	Sale	9,264.62	3,641.86	5,622.76	3,641.86		5,622.76			
		9,264.62	3,641.86	5,622.76	3,641.86		5,622.76			0.00
<b>Lithium Americas Corp (NYSE:LAC)</b>										
18/09/2020	Sale	5,826.78	2,962.14	2,864.64	2,962.14			2,864.64		
19/01/2021	Sale	19,145.12	4,443.22	14,701.90	4,443.22			14,701.90		
		24,971.90	7,405.36	17,566.54	7,405.36			17,566.54		0.00
<b>Nutanix Inc (NASDAQ:NTNX)</b>										
06/11/2020	Sale	5,126.85	4,656.50	470.35	4,656.50			470.35		
		5,126.85	4,656.50	470.35	4,656.50			470.35		0.00
<b>Square Inc (NYSE ARCA:SQ)</b>										
07/08/2020	Sale	20,457.42	12,198.80	8,258.62	12,198.80			8,258.62		
		20,457.42	12,198.80	8,258.62	12,198.80			8,258.62		0.00
<b>Uranium Energy Corp (NYSE MKT:UEC)</b>										
11/03/2021	Sale	15,577.98	10,258.98	5,319.00	10,258.98			5,319.00		
16/03/2021	Sale	20,336.84	11,588.59	8,748.25	11,588.59			8,748.25	3,903.12	
		35,914.82	21,847.57	14,067.25	21,847.57			14,067.25	10,164.13	3,903.12
<b>Village Farms International Inc (FRA:02V)</b>										
01/12/2020	Sale	16,272.96	11,848.67	4,424.29	11,848.67			4,424.29		
		16,272.96	11,848.67	4,424.29	11,848.67			4,424.29		0.00
<b>Foreign Investment Assets Total</b>		124,603.00	72,357.82	52,245.18	72,357.82		16,821.17	35,424.01		0.00
<b>Listed Derivatives Market</b>										

15/30

# The Trustee for MEIKLEJOHN SUPERANNUATION FUND

## Realised Capital Gains

For the period from 1 July 2020 to 30 June 2021

	Accounting Treatment					Taxation Treatment					
	Quantity	Proceeds	Excess Tax Value*	Original Cost	Accounting Profit/(Loss)	Cost Base Calculation		Capital Gains Calculation			
						Adjusted	Reduced	Discounted	Other	Deferred	Capital Loss
<b>Listed Derivatives Market</b>											
Engage:Bdr Limited - Option Expiring 14-Dec-2020 (ASX:EN10)											
14/12/2020	Sale	6,500.00	0.00	0.00	0.00	0.00	0.00	0.00	0.00	0.00	0.00
6,500.00		0.00		0.00	0.00	0.00	0.00	0.00	0.00	0.00	0.00
<b>Listed Derivatives Market Total</b>											
<b>Listed Securities Market</b>											
Archer Materials Limited (ASX:AXE)											
03/02/2021	Sale	20,618.00	14,329.31	3,330.88	10,998.43	3,330.88	10,998.43	10,998.43			
20,618.00		14,329.31		3,330.88	10,998.43	3,330.88	10,998.43	10,998.43			0.00
Bank Of Queensland Limited. (ASX:BOQ)											
01/07/2020	Sale	3,000.00	18,337.16	17,993.90	343.26	5,026.95	12,966.95	1,085.44			742.18
3,000.00		18,337.16		17,993.90	343.26	5,026.95	12,966.95	1,085.44			742.18
Capitol Health Limited (ASX:CAJ)											
03/02/2021	Sale	12,000.00	3,273.05	4,766.95	(1,493.90)	4,766.95	4,766.95				1,493.90
12,000.00		3,273.05		4,766.95	(1,493.90)	4,766.95	4,766.95				1,493.90
Fat Prophets Global Contrarian Fund Ltd (ASX:FPC)											
13/01/2021	Sale	10,836.00	14,276.57	11,919.60	2,356.97	11,919.60	2,356.97				2,356.97
13/01/2021	Sale	10,752.00	14,488.25	11,827.20	2,661.05	11,827.20	2,661.05				2,661.05
21,588.00		28,764.82		23,746.80	5,018.02	23,746.80	5,018.02				5,018.02
Jupiter Mines Limited. - Ent To Shares In Juno Minerals Limited (ASX:JMSXF)											
10/05/2021	Sale	1,838.00	458.99	458.99	0.00	458.99	458.99	0.00			0.00
1,838.00		458.99		458.99	0.00	458.99	458.99	0.00			0.00
Pioneer Resources Limited (ASX:PIO)											
23/07/2020	Sale	45,000.00	8,576.95	8,576.95	0.00	8,576.95	8,576.95	0.00			0.00
45,000.00		8,576.95		8,576.95	0.00	8,576.95	8,576.95	0.00			0.00
<b>Listed Securities Market Total</b>											
		73,740.28		58,874.47	14,865.81	41,140.57	17,733.90	16,016.45	1,085.44	0.00	2,236.08
<b>Unlisted Market</b>											

KS/37

**The Trustee for MEIKLEJOHN SUPERANNUATION FUND**

**Realised Capital Gains**

**For the period from 1 July 2020 to 30 June 2021**

	Accounting Treatment					Taxation Treatment					
	Quantity	Proceeds	Excess Tax Value*	Original Cost	Accounting Profit/(Loss)	Cost Base Calculation		Capital Gains Calculation			
						Adjusted	Reduced	Indexation	Discounted	Other	Deferred
<i>Unlisted Market</i>											
CZL_R (ASX:CZL_R)											
21/10/2020 Sale	109,091.00	0.00	-0.00	0.00	0.00	0.00	0.00	0.00	0.00	0.00	0.00
	109,091.00										
LYC_R (ASX:LYC_R)											
15/09/2020 Sale	520.00	0.00	0.00	0.00	0.00	0.00	0.00	0.00	0.00	0.00	0.00
	520.00										
PLS_R (ASX:PLS_R)											
19/01/2021 Sale	3,948.00	0.00	0.00	0.00	0.00	0.00	0.00	0.00	0.00	0.00	0.00
	3,948.00										
RED_R (ASX:RED_R)											
19/04/2021 Sale	13,334.00	0.00	0.00	0.00	0.00	0.00	0.00	0.00	0.00	0.00	0.00
	13,334.00										
<b>Unlisted Market Total</b>		0.00		0.00	0.00	0.00	0.00	0.00	0.00	0.00	0.00
<b>Grand Total</b>		198,343.28		131,232.29	67,110.99	113,498.39	17,733.90	32,837.62	36,509.45	0.00	2,236.08

\* Where there is an Excess Tax Value Amount, the Accounting Profit/(Loss) figure takes account of this. Accounting Profit/(Loss) equals Proceeds less Excess Tax Value less Original Cost.

15/38

# The Trustee for MEIKLEJOHN SUPERANNUATION FUND

## Realised Capital Gains

For the period from 1 July 2020 to 30 June 2021

### Capital Gains Tax Return Summary

	Indexation	Discount	Other	Deferred	Total Capital Gains	Capital Losses
<b>Current Year Capital Gains</b>						
Shares & Units - Listed Shares	0.00	16,016.00	1,085.00	0.00	17,101.00	2,236.00
Shares & Units - Other Shares	0.00	16,821.00	35,424.00	0.00	52,245.00	0.00
Shares & Units - Listed Trusts	0.00	0.00	0.00	0.00	0.00	0.00
Shares & Units - Other Units	0.00	0.00	0.00	0.00	0.00	0.00
Australian Real Estate	0.00	0.00	0.00	0.00	0.00	0.00
Other Real Estate	0.00	0.00	0.00	0.00	0.00	0.00
Collectables	0.00	0.00	0.00	0.00	0.00	0.00
Other CGT Assets & Other CGT Events	0.00	0.00	0.00	0.00	0.00	0.00
Distributed Capital Gains from Trusts	0.00	0.00	0.00	0.00	0.00	0.00
	<u>0.00</u>	<u>32,837.00</u>	<u>36,509.00</u>	<u>0.00</u>	<u>69,346.00</u>	<u>2,236.00</u>
<b>Capital Losses Applied</b>						
Current Year	0.00	0.00	2,236.00	0.00	2,236.00	
Prior Years	0.00	0.00	0.00	0.00	0.00	
	<u>0.00</u>	<u>0.00</u>	<u>2,236.00</u>	<u>0.00</u>	<u>2,236.00</u>	
<b>Net Capital Gains</b>						
Net Gain after applying losses	0.00	32,837.00	34,273.00	0.00	67,110.00	
Discount applicable		10,945.00				
Net Gain after applying discount	<u>0.00</u>	<u>21,892.00</u>	<u>34,273.00</u>	<u>0.00</u>	<u>56,165.00</u>	

15/39

**The Trustee for MEIKLEJOHN SUPERANNUATION FUND**  
**Unrealised Capital Gains as at 30 June 2021**

Quantity /Description	Accounting Treatment				Taxation Treatment							
	Market Value	Original Cost	Accounting Gain/(Loss)	Tax Free	Tax Deferred	AMIT	Amount	Indexation	Discountable	Other	Deferred	Capital Loss
<b>Bank</b>												
ANZ Cash Account												
30/06/2021	22,914.73	22,914.73	0.00	0.00	0.00	0.00	22,914.73				0.00	
Saxo Cash Account												
30/06/2021	2,755.84	2,755.84	0.00	0.00	0.00	2,755.84					0.00	
Westpac												
30/06/2021	59,273.02	59,273.02	0.00	0.00	0.00	59,273.02					0.00	
59,273.02	59,273.02	59,273.02	0.00	0.00	0.00	59,273.02					0.00	
<b>Bank Total</b>												
<b>Foreign Investment Assets</b>												
ACE Convergence Acquisition Corp - Ordinary Shares - Class A (NASDAQ:ACEV)												
11/02/2021	300.00	3,972.47	(836.04)	0.00	0.00	0.00	4,808.51				0.00	836.04
300.00	3,972.47	4,808.51	(836.04)	0.00	0.00	0.00	4,808.51				0.00	836.04
Almonty Industries Inc (TSX:AI)												
24/02/2021	8,000.00	9,014.82	58.42	0.00	0.00	0.00	8,956.40				58.42	
8,000.00	9,014.82	8,956.40	58.42	0.00	0.00	0.00	8,956.40				58.42	
Auxly Cannabis Group Inc (LSE:0U05)												
29/06/2018	5,000.00	1,547.24	(2,828.76)	0.00	0.00	0.00	4,376.00					2,828.76
5,000.00	1,547.24	4,376.00	(2,828.76)	0.00	0.00	0.00	4,376.00					2,828.76
Caleres Inc (NYSE ARCA:CAL)												
28/05/2021	200.00	7,259.91	295.99	0.00	0.00	0.00	6,963.92				295.99	
200.00	7,259.91	6,963.92	295.99	0.00	0.00	0.00	6,963.92				295.99	
Dolly Varden Silver Corp (LSE:0USE)												
4/09/2020	10,000.00	6,331.83	(3,858.20)	0.00	0.00	0.00	10,190.03					3,858.20
10,000.00	6,331.83	10,190.03	(3,858.20)	0.00	0.00	0.00	10,190.03					3,858.20
Equinox Gold Corp (NYSE MKT:EQX)												
27/02/2019	3,000.00	27,733.44	8,088.74	0.00	0.00	0.00	19,644.70				8,088.74	
3,000.00	27,733.44	19,644.70	8,088.74	0.00	0.00	0.00	19,644.70				8,088.74	

PS/46



**The Trustee for MEIKLEJOHN SUPERANNUATION FUND**  
**Unrealised Capital Gains as at 30 June 2021**

Quantity /Description	Accounting Treatment				Taxation Treatment							
	Market Value	Original Cost	Accounting Gain/(Loss)	Tax Free	Cost Base Calculation	AMIT	Amount	Indexation	Discountable	Other	Deferred	Capital Loss
					Tax Free	Tax Deferred						
<b>Foreign Investment Assets</b>												
Hut 8 Mining Corp (NASDAQ:HUT)												
1/12/2020	1,800.00	10,534.72	3,399.59	7,135.13	0.00	0.00	0.00	3,399.59		7,135.13		
iShs MSCI Glb Shs (NYSE ARCA:SLVP)												
28/08/2019	1,800.00	10,534.72	3,399.59	7,135.13	0.00	0.00	0.00	3,399.59		7,135.13		
18/09/2020	700.00	14,301.68	11,602.44	2,699.24	0.00	0.00	0.00	11,602.44		2,699.24		
18/09/2020	300.00	6,129.29	7,199.14	(1,069.85)	0.00	0.00	0.00	7,199.14				1,069.85
Lucara Diamond Corp (TSX:LUC)												
18/03/2019	1,000.00	20,430.97	18,801.58	1,629.39	0.00	0.00	0.00	18,801.58		2,699.24		1,069.85
Max Resource Corp. (FRA:MTD2)												
7/10/2020	9,000.00	7,244.05	16,555.75	(9,311.70)	0.00	0.00	0.00	16,555.75				9,311.70
Meyer Burger Technology AG (SIX XSWX:IMBTN)												
4/05/2021	20,000.00	4,272.16	6,414.72	(2,142.56)	0.00	0.00	0.00	6,414.72				2,142.56
Micro Focus International PLC (LSE:MCRO)												
6/04/2021	7,000.00	5,752.52	4,145.60	1,606.92	0.00	0.00	0.00	4,145.60		1,606.92		
Nokia Corp (OMXH:NOKIA)												
15/10/2019	7,000.00	5,752.52	4,145.60	1,606.92	0.00	0.00	0.00	4,145.60		1,606.92		
Pershing Square Tonine Holdings Ltd (NYSE:PSTH)												
8/06/2021	1,000.00	10,075.52	10,306.13	(230.61)	0.00	0.00	0.00	10,306.13				230.61
PLBY Group Inc (NASDAQ:PLBY)												
21/05/2021	2,000.00	15,718.51	16,439.23	(720.72)	0.00	0.00	0.00	16,439.23				720.72
17/06/2021	400.00	12,109.60	12,202.41	(92.81)	0.00	0.00	0.00	12,202.41				92.81
	400.00	12,109.60	12,202.41	(92.81)	0.00	0.00	0.00	12,202.41				92.81
	60.00	3,103.75	3,585.03	(481.28)	0.00	0.00	0.00	3,585.03				481.28
	100.00	5,172.92	5,039.18	133.74	0.00	0.00	0.00	5,039.18		133.74		
	160.00	8,276.67	8,624.21	(347.54)	0.00	0.00	0.00	8,624.21		133.74		481.28

15/41

**The Trustee for MEIKLEJOHN SUPERANNUATION FUND**  
**Unrealised Capital Gains as at 30 June 2021**

Quantity /Description	Accounting Treatment				Taxation Treatment							
	Market Value	Original Cost	Accounting Gain/(Loss)	Tax Free	Cost Base Calculation			Capital Gains Calculation				
					Tax Deferred	AMIT	Amount	Indexation	Discountable	Other	Deferred	Capital Loss
<b><u>Foreign Investment Assets</u></b>												
PureCycle Technologies Inc (NASDAQ:PCT)												
18/03/2021	15,728.92	22,291.94	(6,563.02)	0.00	0.00	0.00	0.00	22,291.94				6,563.02
Spanish Mountain Gold Ltd (FRA:S3Y)												
31/07/2020	2,215.82	4,687.55	(2,471.73)	0.00	0.00	0.00	0.00	4,687.55				2,471.73
27/08/2020	984.81	2,623.54	(1,638.73)	0.00	0.00	0.00	0.00	2,623.54				1,638.73
13,000.00	3,200.63	7,311.09	(4,110.46)	0.00	0.00	0.00	0.00	7,311.09				4,110.46
Spirit Airlines Inc (NYSE:SAVE)												
18/03/2021	8,097.90	10,446.33	(2,348.43)	0.00	0.00	0.00	0.00	10,446.33				2,348.43
Tastemaker Acquisition Corp - Ordinary Shares - Class A (NASDAQ:TMKR)												
24/05/2021	5,171.59	5,149.36	22.23	0.00	0.00	0.00	0.00	5,149.36	22.23			
400.00	5,171.59	5,149.36	22.23	0.00	0.00	0.00	0.00	5,149.36	22.23			
Wailbridge Mining Company Ltd. (FRA:WGC7)												
19/10/2020	1,708.86	3,106.41	(1,397.55)	0.00	0.00	0.00	0.00	3,106.41				1,397.55
3,000.00	1,708.86	3,106.41	(1,397.55)	0.00	0.00	0.00	0.00	3,106.41				1,397.55
<b>Foreign Investment Assets Tot</b>												
	184,182.33	200,133.91	(15,951.58)	0.00	0.00	0.00	0.00	200,133.91	10,787.98	9,252.43		35,991.99
<b><u>Listed Derivatives Market</u></b>												
Argent Minerals Limited - Option Expiring 28-Oct-2021 (ASX:ARDOA)												
29/10/2019	112.50	0.00	112.50	0.00	0.00	0.00	0.00	0.00			112.50	
18,750.00	112.50	0.00	112.50	0.00	0.00	0.00	0.00	0.00			112.50	
Consolidated Zinc Limited - Option Expiring 01-Jun-2023 (ASX:CZLOB)												
21/10/2020	21.82	0.00	21.82	0.00	0.00	0.00	0.00	0.00			21.82	
2,424.00	21.82	0.00	21.82	0.00	0.00	0.00	0.00	0.00			21.82	
<b>Listed Derivatives Market Total</b>												
	134.32	0.00	134.32	0.00	0.00	0.00	0.00	0.00	112.50	21.82		
<b>Listed Securities Market</b>												

18/42

**The Trustee for MEIKLEJOHN SUPERANNUATION FUND**  
**Unrealised Capital Gains as at 30 June 2021**

	Accounting Treatment				Taxation Treatment										
	Quantity /Description	Market Value	Original Cost	Accounting Gain/(Loss)	Cost Base Calculation			Capital Gains Calculation							
					Tax Free	Tax Deferred	AMIT	Amount	Indexation	Discountable	Other	Deferred	Capital Loss		
<b>Listed Securities Market</b>															
<b>Argent Minerals Limited (ASX:ARD)</b>															
27/04/2018	150,000.00	6,000.00	4,526.95	1,473.05	0.00	0.00	0.00	4,526.95			1,473.05				
12/11/2018	37,500.00	1,500.00	562.50	937.50	0.00	0.00	0.00	562.50			937.50				
Argent Resources NL (ASX:ARE)	187,500.00	7,500.00	5,089.45	2,410.55	0.00	0.00	0.00	5,089.45			2,410.55				
6/08/2002	309.00	1.85	6.00	(4.15)	0.00	0.00	0.00	6.00							4.15
309.00	1.85	6.00	6.00	(4.15)	0.00	0.00	0.00	6.00							4.15
<b>Australasian Wealth Investments Limited. (ASX:AWI)</b>															
10/10/2011	38.00	7.22	28.07	(20.85)	0.00	0.00	0.00	28.07			20.85				20.85
38.00	7.22	28.07	28.07	(20.85)	0.00	0.00	0.00	28.07			20.85				20.85
<b>Azure Minerals Limited (ASX:AZS)</b>															
17/03/2016	16,578.95	3,813.16	12,576.95	(8,763.79)	0.00	0.00	0.00	12,576.95			8,763.79				8,763.79
16,578.95	3,813.16	12,576.95	12,576.95	(8,763.79)	0.00	0.00	0.00	12,576.95			8,763.79				8,763.79
<b>Bassari Resources Limited (ASX:BSR)</b>															
17/05/2016	225,000.00	2,700.00	6,051.95	(3,351.95)	0.00	0.00	0.00	6,051.95			3,351.95				3,351.95
225,000.00	2,700.00	6,051.95	6,051.95	(3,351.95)	0.00	0.00	0.00	6,051.95			3,351.95				3,351.95
<b>Beadell Resources Limited (ASX:BDR)</b>															
15/07/2014	10,000.00	650.00	6,376.95	(5,726.95)	0.00	0.00	0.00	6,376.95			5,726.95				5,726.95
10,000.00	650.00	6,376.95	6,376.95	(5,726.95)	0.00	0.00	0.00	6,376.95			5,726.95				5,726.95
<b>Betashares Us Equities Strong Bear Currency Hedged (HF) - Trading Managed Fund Units Fully Paid (ASX:BBUS)</b>															
23/06/2020	4,000.00	4,340.00	10,746.95	(6,406.95)	0.00	0.00	0.00	10,746.95			6,406.95				6,406.95
31/08/2020	3,000.00	3,255.00	5,981.95	(2,726.95)	0.00	0.00	0.00	5,981.95			2,726.95				2,726.95
26/11/2020	2,000.00	2,170.00	3,486.95	(1,316.95)	0.00	0.00	0.00	3,486.95			1,316.95				1,316.95
9,000.00	9,765.00	20,215.85	20,215.85	(10,450.85)	0.00	0.00	0.00	20,215.85			10,450.85				10,450.85
<b>Cannon Resources Limited (ASX:GNR)</b>															
29/06/2021	7,000.00	210.00	1,400.00	(1,190.00)	0.00	0.00	0.00	1,400.00			1,190.00				1,190.00
7,000.00	210.00	1,400.00	1,400.00	(1,190.00)	0.00	0.00	0.00	1,400.00			1,190.00				1,190.00
<b>Consolidated Zinc Limited (ASX:CZL)</b>															
3/02/2020	26,666.00	986.64	4,426.95	(3,440.31)	0.00	0.00	0.00	4,426.95			3,440.31				3,440.31
21/10/2020	7,273.00	269.10	327.27	(58.17)	0.00	0.00	0.00	327.27			58.17				58.17
33,939.00	1,255.74	4,754.22	4,754.22	(3,498.48)	0.00	0.00	0.00	4,754.22			3,498.48				3,498.48

PS/43

**The Trustee for MEIKLEJOHN SUPERANNUATION FUND**  
**Unrealised Capital Gains as at 30 June 2021**

	Accounting Treatment				Taxation Treatment											
	Quantity /Description	Market Value	Original Cost	Accounting Gain/(Loss)	Cost Base Calculation			Capital Gains Calculation								
					Tax Free	Tax Deferred	AMIT	Amount	Indexation	Discountable	Other	Deferred	Capital Loss			
<b>Listed Securities Market</b>																
EngageBdr Limited (ASX:EN1)	13,000.00	65.00	2,600.00	(2,535.00)	0.00	0.00	0.00	2,600.00								2,535.00
Essential Metals Limited (ASX:ESS)	13,000.00	65.00	2,600.00	(2,535.00)	0.00	0.00	0.00	2,600.00								2,535.00
25/09/2018	45,000.00	4,275.00	8,576.95	(4,301.95)	0.00	0.00	0.00	8,576.95								4,301.95
Evolution Mining Limited (ASX:EVN)	45,000.00	4,275.00	8,576.95	(4,301.95)	0.00	0.00	0.00	8,576.95								4,301.95
27/02/2016	22,666.00	101,997.00	36,301.18	65,695.82	0.00	0.00	0.00	36,301.18			65,695.82					
22,666.00	101,997.00	36,301.18	65,695.82	0.00	0.00	0.00	0.00	36,301.18			65,695.82					
<b>Fat Prophets Global Contrarian Fund Ltd (ASX:FPC)</b>																
17/03/2017	28,412.00	36,935.60	31,253.20	5,682.40	0.00	0.00	0.00	31,253.20			5,682.40					
31/03/2021	7,874.00	10,236.20	10,000.00	236.20	0.00	0.00	0.00	10,000.00			236.20					
36,286.00	47,171.80	41,253.20	5,918.60	0.00	0.00	0.00	0.00	41,253.20			5,918.60					
<b>Gold Road Resources Limited (ASX:GOR)</b>																
9/02/2016	16,500.00	20,790.00	6,986.95	13,803.05	0.00	0.00	0.00	6,986.95			13,803.05					
21/01/2019	15,500.00	19,530.00	10,508.78	9,021.22	0.00	0.00	0.00	10,508.78			9,021.22					
32,000.00	40,320.00	17,495.73	22,824.27	0.00	0.00	0.00	0.00	17,495.73			22,824.27					
<b>Juno Minerals Limited (ASX:JNO)</b>																
7/05/2021	1,838.00	358.41	458.99	(100.58)	0.00	0.00	0.00	458.99								100.58
1,838.00	358.41	458.99	(100.58)	0.00	0.00	0.00	0.00	458.99								100.58
<b>Jupiter Mines Limited. (ASX:JMS)</b>																
4/04/2019	30,000.00	8,700.00	10,118.95	(1,418.95)	0.00	0.00	0.00	10,118.95								1,418.95
30,000.00	8,700.00	10,118.95	(1,418.95)	0.00	0.00	0.00	0.00	10,118.95								1,418.95
<b>KBL Mining Limited (ASX:KBL)</b>																
13/05/2008	15,000.00	0.00	3,684.20	(3,684.20)	0.00	0.00	0.00	3,684.20								3,684.20
15,000.00	0.00	3,684.20	(3,684.20)	0.00	0.00	0.00	0.00	3,684.20								3,684.20
<b>Lynas Corporation Limited (ASX:LYC)</b>																
24/07/2020	4,000.00	22,840.00	8,746.95	14,093.05	0.00	0.00	0.00	8,746.95			14,093.05					
15/09/2020	520.00	2,969.20	1,196.00	1,773.20	0.00	0.00	0.00	1,196.00			1,773.20					
4,520.00	25,809.20	9,942.95	15,866.25	0.00	0.00	0.00	0.00	9,942.95			15,866.25					15,866.25

18/44

**The Trustee for MEIKLEJOHN SUPERANNUATION FUND**  
**Unrealised Capital Gains as at 30 June 2021**

Quantity /Description	Accounting Treatment				Taxation Treatment												
	Market Value	Original Cost	Accounting Gain/(Loss)	Tax Free	Cost Base Calculation			Capital Gains Calculation									
					Tax Deferred	AMIT	Amount	Indexation	Discountable	Other	Deferred	Capital Loss					
<b>Listed Securities Market</b>																	
<b>Oceanagold Corporation - Chess Depository Interest 1:1 (ASX:OGC)</b>																	
6/07/2007	3,000.00	7,320.00	4,950.00	0.00	0.00	0.00	0.00	2,370.00		4,950.00							
	3,000.00	7,320.00	4,950.00	0.00	0.00	0.00	0.00	2,370.00		4,950.00							
<b>Oklo Resources Limited (ASX:OKU)</b>																	
25/05/2018	12,000.00	1,320.00	(2,666.95)	0.00	0.00	0.00	0.00	3,986.95		3,986.95							2,666.95
3/02/2020	10,000.00	1,100.00	(1,476.95)	0.00	0.00	0.00	0.00	2,576.95		2,576.95							1,476.95
	22,000.00	2,420.00	(4,143.90)	0.00	0.00	0.00	0.00	6,563.90		6,563.90							4,143.90
<b>Pilbara Minerals Limited (ASX:PLS)</b>																	
20/08/2020	30,000.00	43,500.00	32,523.05	0.00	0.00	0.00	0.00	10,976.95		10,976.95							32,523.05
19/01/2021	3,948.00	5,724.60	4,303.32	0.00	0.00	0.00	0.00	1,421.28		1,421.28							4,303.32
	33,948.00	49,224.60	36,826.37	0.00	0.00	0.00	0.00	12,398.23		12,398.23							36,826.37
<b>RED 5 Limited (ASX:RED)</b>																	
9/02/2016	70,000.00	13,300.00	8,653.05	0.00	0.00	0.00	0.00	4,646.95		4,646.95							8,653.05
19/04/2021	13,334.00	2,533.46	400.02	0.00	0.00	0.00	0.00	2,133.44		2,133.44							400.02
	83,334.00	15,833.46	9,053.07	0.00	0.00	0.00	0.00	6,780.39		6,780.39							9,053.07
<b>Rox Resources Limited (ASX:RXL)</b>																	
17/12/2015	400,000.00	11,600.00	5,573.05	0.00	0.00	0.00	0.00	6,026.95		6,026.95							5,573.05
12/06/2020	154,541.00	4,481.69	772.71	0.00	0.00	0.00	0.00	3,708.98		3,708.98							772.71
	554,541.00	16,081.69	6,345.76	0.00	0.00	0.00	0.00	9,735.93		9,735.93							6,345.76
<b>Sandfire Resources Limited (ASX:SFR)</b>																	
20/04/2021	2,000.00	13,660.00	1,393.05	0.00	0.00	0.00	0.00	12,266.95		12,266.95							1,393.05
	2,000.00	13,660.00	1,393.05	0.00	0.00	0.00	0.00	12,266.95		12,266.95							1,393.05
<b>Silver Lake Resources Limited (ASX:SLR)</b>																	
15/07/2014	10,000.00	16,600.00	10,773.05	0.00	0.00	0.00	0.00	5,826.95		5,826.95							10,773.05
	10,000.00	16,600.00	10,773.05	0.00	0.00	0.00	0.00	5,826.95		5,826.95							10,773.05
<b>St Barbara Limited (ASX:SBM)</b>																	
9/11/2007	2,180.00	3,716.90	(4,590.84)	0.00	0.00	0.00	0.00	8,307.74		8,307.74							4,590.84
13/03/2020	2,000.00	3,410.00	(1,196.95)	0.00	0.00	0.00	0.00	4,606.95		4,606.95							1,196.95
	4,180.00	7,126.90	(5,787.79)	0.00	0.00	0.00	0.00	12,914.69		12,914.69							5,787.79

KS/AS

**The Trustee for MEIKLEJOHN SUPERANNUATION FUND**  
**Unrealised Capital Gains as at 30 June 2021**

Quantity /Description	Accounting Treatment				Taxation Treatment							
	Market Value	Original Cost	Accounting Gain/(Loss)	Tax Free	Tax Deferred	AMIT	Amount	Indexation	Discountable	Other	Deferred	Capital Loss
<b>Listed Securities Market</b>												
St George Mining Limited (ASX:SGQ)												
20/11/2017	1,340.00	4,426.95	(3,086.95)	0.00	0.00	0.00	4,426.95					3,086.95
26/05/2020	1,002.72	1,197.28	(194.56)	0.00	0.00	0.00	1,197.28					194.56
34,966.00	2,342.72	5,624.23	(3,281.51)	0.00	0.00	0.00	5,624.23					3,281.51
Sunshine Heart, Inc. - Chess Depository Interests Us Prohibited 200:1 (ASX:SHC)												
2/01/2013	59.50	4,676.95	(4,617.45)	0.00	0.00	0.00	4,676.95					4,617.45
25.00	59.50	4,676.95	(4,617.45)	0.00	0.00	0.00	4,676.95					4,617.45
Tidewater Investments Limited - Ordinary Fully Paid Deferred Settlement (ASX:TDIDA)												
14/04/2000	34.50	2,471.93	(2,437.43)	0.00	0.00	0.00	2,471.93					2,437.43
50.00	34.50	2,471.93	(2,437.43)	0.00	0.00	0.00	2,471.93					2,437.43
Troy Resources Limited (ASX:TRY)												
27/02/2013	35.18	2,615.69	(2,580.51)	0.00	0.00	0.00	2,615.69					2,580.51
902.00	35.18	2,615.69	(2,580.51)	0.00	0.00	0.00	2,615.69					2,580.51
Western Areas Limited (ASX:WSA)												
15/03/2021	7,170.00	6,026.95	1,143.05	0.00	0.00	0.00	6,026.95			1,143.05		
3,000.00	7,170.00	6,026.95	1,143.05	0.00	0.00	0.00	6,026.95			1,143.05		
<b>Listed Securities Market Total</b>												
	392,507.93	277,204.38	115,303.55	0.00	0.00	0.00	277,204.38			127,334.90	55,864.94	67,896.29
<b>Property Direct Market</b>												
Land - "Springfield" Cowra												
29/06/2018	1.00	850,000.00	338,979.00	0.00	0.00	0.00	511,021.00			338,979.00		
1.00	850,000.00	511,021.00	338,979.00	0.00	0.00	0.00	511,021.00			338,979.00		
<b>Property Direct Market Total</b>												
	850,000.00	511,021.00	338,979.00	0.00	0.00	0.00	511,021.00			338,979.00		
<b>Unlisted Market</b>												
ARD_R (ASX:ARD_R)												
27/04/2018	37,500.00	0.00	0.00	0.00	0.00	0.00	0.00			0.00		
37,500.00	0.00	0.00	0.00	0.00	0.00	0.00	0.00			0.00		
Gold Bullion												
20/11/2018	1.00	76,928.52	54,877.70	0.00	0.00	0.00	54,877.70			22,050.82		
1.00	76,928.52	54,877.70	22,050.82	0.00	0.00	0.00	54,877.70			22,050.82		

FS/46

**The Trustee for MEIKLEJOHN SUPERANNUATION FUND**  
**Unrealised Capital Gains as at 30 June 2021**

Quantity /Description	Accounting Treatment			Taxation Treatment								
	Market Value	Original Cost	Accounting Gain/(Loss)	Tax Free	Tax Deferred	AMIT	Amount	Indexation	Discountable	Other	Deferred	Capital Loss
<b>Unlisted Market</b>												
Silver Bullion												
2,250.50	76,742.05	39,615.00	37,127.05	0.00	0.00	0.00	39,615.00		37,127.05			
2,250.50	76,742.05	39,615.00	37,127.05	0.00	0.00	0.00	39,615.00		37,127.05			
<b>Unlisted Market Total</b>	153,670.57	94,492.70	59,177.87	0.00	0.00	0.00	94,492.70		59,177.87			

13/47

**The Trustee for MEIKLEJOHN SUPERANNUATION FUND**  
**Unrealised Capital Gains as at 30 June 2021**

FS/48

**Capital Gains Tax Return Summary**

	Indexation	Discount	Other	Deferred	Total Capital Gains	Capital Losses
<b>Current Year Capital Gains</b>						
Shares & Units - Listed Shares	0.00	127,334.00	55,864.00	0.00	183,198.00	57,445.00
Shares & Units - Other Shares	0.00	10,787.00	9,252.00	0.00	20,039.00	35,991.00
Shares & Units - Listed Trusts	0.00	0.00	0.00	0.00	0.00	10,450.00
Shares & Units - Other Units	0.00	0.00	0.00	0.00	0.00	0.00
Australian Real Estate	0.00	338,979.00	0.00	0.00	338,979.00	0.00
Other Real Estate	0.00	0.00	0.00	0.00	0.00	0.00
Collectables	0.00	0.00	0.00	0.00	0.00	0.00
Other CGT Assets & Other CGT Events	0.00	59,290.00	21.00	0.00	59,311.00	0.00
Distributed Capital Gains from Trusts	0.00	0.00	0.00	0.00	0.00	0.00
	0.00	536,390.00	65,137.00	0.00	601,527.00	103,886.00

**Capital Losses Applied**

Current Year	0.00	38,749.00	65,137.00	0.00	103,886.00
Prior Years	0.00	0.00	0.00	0.00	0.00
<b>Net Capital Gains</b>	0.00	38,749.00	65,137.00	0.00	103,886.00
Net Gain after applying losses	0.00	497,641.00	0.00	0.00	497,641.00
Discount applicable		165,880.00			
Net Gain after applying discount	0.00	331,761.00	0.00	0.00	331,761.00

**Gains/Losses on Custom Holding Accounts**

Account Name	Book Cost	Value	Gain/(Loss)	Tax Rate %	Tax Effect
--------------	-----------	-------	-------------	------------	------------

**Custom Holding Accounts Totals**



---

The Trustee for MEIKLEJOHN SUPERANNUATION FUND

FS/49

Tax Accounting Reconciliation

For the period 1 July 2020 to 30 June 2021

---

**Operating Statement Profit vs. Provision for Income Tax**

2021  
\$

<b>Benefits Accrued as a Result of Operations before Income Tax</b>	<b>61,013.71</b>
<b><u>ADD:</u></b>	
Decrease in Market Value	50,839.45
Pension Non-deductible Expenses	17.00
Pensions Paid	31,267.20
Taxable Capital Gains	56,165.00
<b><u>LESS:</u></b>	
Realised Capital Gains	67,110.99
Pension Exempt Income	717.00
Rounding	0.37
<b>Taxable Income or Loss</b>	<b><u>131,474.00</u></b>

	<b>Income Amount</b>	<b>Tax Amount</b>
Gross Tax @ 15% for Concessional Income	131,474.00	19,721.10
Gross Tax @ 45% for Net Non-Arm's Length Income	0.00	0.00
No-TFN Quoted Contributions @ 32%	0.00	0.00
Change in Carried Forward Losses	0.00	0.00
<b>Provision for Income Tax</b>		<b><u>19,721.10</u></b>

**Provision for Income Tax vs. Income Tax Expense**

<b>Provision for Income Tax</b>	<b>19,721.10</b>
<b><u>ADD:</u></b>	
Excessive Foreign Tax Credit Writeoff	0.53
<b><u>LESS:</u></b>	
Change in Deferred Tax Liability	5,482.56
<b>Income Tax Expense</b>	<b><u>14,239.07</u></b>

**Provision for Income Tax vs. Income Tax Payable**

<b>Provision for Income Tax</b>	<b>19,721.10</b>
<b><u>ADD:</u></b>	
Excessive Foreign Tax Credit Writeoff	0.53
<b><u>LESS:</u></b>	
Franking Credits	2,443.07
Foreign Tax Credits	66.31
Income Tax Instalments Paid	11,115.00
<b>Income Tax Payable (Receivable)</b>	<b><u>6,097.25</u></b>

# Compilation Report to the Trustees and Members of The Trustee for MEIKLEJOHN SUPERANNUATION FUND

FS/SC

ABN 48 254 188 699

For the period 1 July 2020 to 30 June 2021

---

On the basis of the information provided by the Trustees of The Trustee for MEIKLEJOHN SUPERANNUATION FUND, we have compiled the accompanying special purpose financial statements of The Trustee for MEIKLEJOHN SUPERANNUATION FUND for the period ended 30 June 2021, which comprise the Statement of Financial Position, Operating Statement, a summary of significant accounting policies and other explanatory notes. The specific purpose for which the special purpose financial statements have been prepared is set out in Note 1 to the financial statements.

## The Responsibility of Trustees

The Trustees of The Trustee for MEIKLEJOHN SUPERANNUATION FUND are solely responsible for the information contained in the special purpose financial statements. The reliability, accuracy and completeness of the information and for the determination that the financial reporting framework / basis of accounting used is appropriate to meet the needs of the members and for the purpose that the financial statements were prepared.

## Our Responsibility

On the basis of information provided by the Trustees of The Trustee for MEIKLEJOHN SUPERANNUATION FUND, we have compiled the accompanying special purpose financial statements in accordance with the financial reporting framework/basis of accounting as described in Note 1 to the financial statements and **APES 315: Compilation of Financial Information**.

We have applied our expertise in accounting and financial reporting to compile these financial statements in accordance with the financial reporting framework / basis of accounting described in Note 1 to the financial statements. We have complied with the relevant ethical requirements of **APES 110 Code of Ethics for Professional Accountants**.

## Assurance Disclaimer

Since a compilation engagement is not an assurance engagement, we are not required to verify the reliability, accuracy or completeness of the information provided to us by management to compile these financial statements. Accordingly, we do not express an audit opinion or a review conclusion<sup>1</sup> on these financial statements

The special purpose financial statements were compiled exclusively for the benefit of the Trustees of the fund who are responsible for the reliability, accuracy and completeness of the information used to compile them. We do not accept responsibility for the contents of the special purpose financial statements.

Signature of Accountant

Dated: 9 November 2021

.....  
**Name of Signatory:** Mr Andrew Pullen

**Address:** 18 Redfern Street  
Cowra, NSW 2794

<sup>1</sup> Refer to AUASB Standards for the issuance of audit opinions and review conclusions

# Self-managed superannuation fund annual return

# 2021

TR/1

## Who should complete this annual return?

Only self-managed superannuation funds (SMSFs) can complete this annual return. All other funds must complete the *Fund income tax return 2021* (NAT 71287).

1 The *Self-managed superannuation fund annual return instructions 2021* (NAT 71606) (the instructions) can assist you to complete this annual return.

2 The SMSF annual return cannot be used to notify us of a change in fund membership. You must update fund details via [ABR.gov.au](http://ABR.gov.au) or complete the Change of details for superannuation entities form (NAT 3036).

## To complete this annual return

- Print clearly, using a BLACK pen only.
- Use BLOCK LETTERS and print one character per box.

S M I T H S T

- Place X in ALL applicable boxes.

3 Postal address for annual returns:

**Australian Taxation Office**  
GPO Box 9845  
[insert the name and postcode  
of your capital city]

## Section A: Fund information

1 **Tax file number (TFN)** 97472602

4 To assist processing, write the fund's TFN at the top of pages 3, 5, 7 and 9.

5 The ATO is authorised by law to request your TFN. You are not obliged to quote your TFN but not quoting it could increase the chance of delay or error in processing your annual return. See the Privacy note in the Declaration.

2 **Name of self-managed superannuation fund (SMSF)**

The Trustee for MEIKLEJOHN SUPERANNUATION FUND

3 **Australian business number (ABN)** (if applicable) 48254188699

4 **Current postal address**

531 Darbys

Falls Road

Suburb/town

Cowra

State/territory

NSW

Postcode

2794

5 **Annual return status**

Is this an amendment to the SMSF's 2021 return?

A No  Yes

Is this the first required return for a newly registered SMSF?

B No  Yes

Fund's tax file number (TFN) 

TR/2

**6 SMSF auditor**

Auditor's name

Title: 

Family name

First given name

Other given names

SMSF Auditor Number

Auditor's phone number

Postal address

Suburb/town

State/territory

Postcode

Date audit was completed

**A**

Was Part A of the audit report qualified?

**B** No  Yes 

Was Part B of the audit report qualified?

**C** No  Yes 

If Part B of the audit report was qualified, have the reported issues been rectified?

**D** No  Yes **7 Electronic funds transfer (EFT)**

We need your self-managed super fund's financial institution details to pay any super payments and tax refunds owing to you.

**A Fund's financial institution account details**

This account is used for super contributions and rollovers. Do not provide a tax agent account here.

Fund BSB number Fund account number 

Fund account name

I would like my tax refunds made to this account.  Go to C.**B Financial institution account details for tax refunds**

This account is used for tax refunds. You can provide a tax agent account here.

BSB number Account number 

Account name

**C Electronic service address alias**

Provide the electronic service address alias (ESA) issued by your SMSF messaging provider. (For example, SMSFdataESAAlias). See instructions for more information.

Fund's tax file number (TFN) 97472602

TR/3

- 8 Status of SMSF** Australian superannuation fund **A** No  Yes  Fund benefit structure **B** **A** Code
- Does the fund trust deed allow acceptance of the Government's Super Co-contribution and Low Income Super Amounts? **C** No  Yes

**9 Was the fund wound up during the income year?**

- No  Yes  If yes, provide the date on which the fund was wound up 

Day	Month	Year

 Have all tax lodgment and payment obligations been met? No  Yes

**10 Exempt current pension income**

Did the fund pay retirement phase superannuation income stream benefits to one or more members in the income year?

- To claim a tax exemption for current pension income, you must pay at least the minimum benefit payment under the law. Record exempt current pension income at Label A.

No  Go to Section B: Income.Yes  Exempt current pension income amount **A** \$ .00

Which method did you use to calculate your exempt current pension income?

Segregated assets method **B** Unsegregated assets method **C**  Was an actuarial certificate obtained? **D** Yes 

Did the fund have any other income that was assessable?

**E** Yes  Go to Section B: Income.No  Choosing 'No' means that you do not have any assessable income, including no-TFN quoted contributions. Go to Section C: Deductions and non-deductible expenses. (Do **not** complete Section B: Income.)

- If you are entitled to claim any tax offsets, you can list these at Section D: Income tax calculation statement.

TR/4

## Section B: Income

**Do not complete this section** if all superannuation interests in the SMSF were supporting superannuation income streams in the retirement phase for the **entire year**, there was **no** other income that was assessable, and you **have not** realised a deferred notional gain. If you are entitled to claim any tax offsets, you can record these at Section D: Income tax calculation statement.

### 11 Income

Did you have a capital gains tax (CGT) event during the year?

**G** No  Yes

If the total capital loss or total capital gain is greater than \$10,000 or you elected to use the transitional CGT relief in 2017 and the deferred notional gain has been realised, complete and attach a *Capital gains tax (CGT) schedule 2021*.

Have you applied an exemption or rollover?

**M** No  Yes

Code

Net capital gain **A** \$ 56165 **-00**

Gross rent and other leasing and hiring income **B** \$ 24000 **-00**

Gross interest **C** \$ 3 **-00**

Forestry managed investment scheme income **X** \$ 0 **-00**

Gross foreign income	<b>D1</b> \$ <span style="border: 1px solid black; padding: 2px;">663</span> <b>-00</b>	Net foreign income	<b>D</b> \$ <span style="border: 1px solid black; padding: 2px;">651</span> <b>-00</b>	Loss <input type="checkbox"/>
----------------------	---	--------------------	--	----------------------------------

Australian franking credits from a New Zealand company **E** \$ 0 **-00**

Transfers from foreign funds **F** \$ 0 **-00**

Number

Gross payments where ABN not quoted **H** \$  **-00**

Gross distribution from partnerships **I** \$  **-00**

Loss

**Calculation of assessable contributions**  
Assessable employer contributions  
**R1** \$ 20648 **-00**

plus Assessable personal contributions  
**R2** \$ 25000 **-00**

plus **\*\*No-TFN-quoted contributions**  
**R3** \$ 0 **-00**  
*(an amount must be included even if it is zero)*

less Transfer of liability to life insurance company or PST  
**R6** \$  **-00**

\*Unfranked dividend amount **J** \$ 900 **-00**

\*Franked dividend amount **K** \$ 5700 **-00**

\*Dividend franking credit **L** \$ 2443 **-00**

\*Gross trust distributions **M** \$ 0 **-00**

Code

**Assessable contributions**  
(**R1** plus **R2** plus **R3** less **R6**)  
**R** \$ 45648 **-00**

**Calculation of non-arm's length income**  
\*Net non-arm's length private company dividends  
**U1** \$ 0 **-00**

plus \*Net non-arm's length trust distributions  
**U2** \$ 0 **-00**

plus \*Net other non-arm's length income  
**U3** \$ 0 **-00**

\*Other income **S** \$ 0 **-00**

\*Assessable income due to changed tax status of fund  
**T** \$ 0 **-00**

**Net non-arm's length income**  
(subject to 45% tax rate)  
(**U1** plus **U2** plus **U3**)  
**U** \$ 0 **-00**

Code

#This is a mandatory label.

\*If an amount is entered at this label, check the instructions to ensure the correct tax treatment has been applied.

**GROSS INCOME**  
(Sum of labels **A** to **U**) **W** \$ 135510 **-00**

Exempt current pension income **Y** \$ 717 **-00**

**TOTAL ASSESSABLE INCOME**  
(**W** less **Y**) **V** \$ 134793 **-00**

*JRS*

## Section C: Deductions and non-deductible expenses

### 12 Deductions and non-deductible expenses

Under 'Deductions' list all expenses and allowances you are entitled to claim a deduction for. Under 'Non-deductible expenses', list all other expenses or normally allowable deductions that you cannot claim as a deduction (for example, all expenses related to exempt current pension income should be recorded in the 'Non-deductible expenses' column).

	DEDUCTIONS	NON-DEDUCTIBLE EXPENSES
Interest expenses within Australia	<b>A1</b> \$ <span style="border: 1px solid black; padding: 2px;">0</span> -00	<b>A2</b> \$ <span style="border: 1px solid black; padding: 2px;">0</span> -00
Interest expenses overseas	<b>B1</b> \$ <span style="border: 1px solid black; padding: 2px;">0</span> -00	<b>B2</b> \$ <span style="border: 1px solid black; padding: 2px;">0</span> -00
Capital works expenditure	<b>D1</b> \$ <span style="border: 1px solid black; padding: 2px;">0</span> -00	<b>D2</b> \$ <span style="border: 1px solid black; padding: 2px;">0</span> -00
Decline in value of depreciating assets	<b>E1</b> \$ <span style="border: 1px solid black; padding: 2px;">0</span> -00	<b>E2</b> \$ <span style="border: 1px solid black; padding: 2px;">0</span> -00
Insurance premiums – members	<b>F1</b> \$ <span style="border: 1px solid black; padding: 2px;">0</span> -00	<b>F2</b> \$ <span style="border: 1px solid black; padding: 2px;">0</span> -00
SMSF auditor fee	<b>H1</b> \$ <span style="border: 1px solid black; padding: 2px;">328</span> -00	<b>H2</b> \$ <span style="border: 1px solid black; padding: 2px;">1</span> -00
Investment expenses	<b>I1</b> \$ <span style="border: 1px solid black; padding: 2px;">238</span> -00	<b>I2</b> \$ <span style="border: 1px solid black; padding: 2px;">1</span> -00
Management and administration expenses	<b>J1</b> \$ <span style="border: 1px solid black; padding: 2px;">2494</span> -00	<b>J2</b> \$ <span style="border: 1px solid black; padding: 2px;">13</span> -00
Forestry managed investment scheme expense	<b>U1</b> \$ <span style="border: 1px solid black; padding: 2px;">0</span> -00	<b>U2</b> \$ <span style="border: 1px solid black; padding: 2px;">0</span> -00
Other amounts	<b>L1</b> \$ <span style="border: 1px solid black; padding: 2px;">259</span> -00	<b>L2</b> \$ <span style="border: 1px solid black; padding: 2px;">0</span> -00
Tax losses deducted	<b>M1</b> \$ <span style="border: 1px solid black; padding: 2px;">0</span> -00	

Code 0

Code  

**TOTAL DEDUCTIONS**  
**N** \$ 3319-00  
 (Total **A1** to **M1**)

**TOTAL NON-DEDUCTIBLE EXPENSES**  
**Y** \$ 15-00  
 (Total **A2** to **L2**)

**\*TAXABLE INCOME OR LOSS** Loss   
**O** \$ 131474-00  
 (TOTAL ASSESSABLE INCOME less TOTAL DEDUCTIONS)

**TOTAL SMSF EXPENSES**  
**Z** \$ 3334-00  
 (N plus Y)

\*This is a mandatory label.

TR/L

## Section D: Income tax calculation statement

**#Important:**

Section B label **R3**, Section C label **O** and Section D labels **A, T1, J, T5** and **I** are mandatory. If you leave these labels blank, you will have specified a zero amount.

### 13 Calculation statement

Please refer to the *Self-managed superannuation fund annual return instructions 2021* on how to complete the calculation statement.

#Taxable income **A** \$ 131474.00  
*(an amount must be included even if it is zero)*

#Tax on taxable income **T1** \$ 19721.10  
*(an amount must be included even if it is zero)*

#Tax on no-TFN-quoted contributions **J** \$ 0  
*(an amount must be included even if it is zero)*

Gross tax **B** \$ 19721.10  
*(T1 plus J)*

Foreign income tax offset <b>C1</b> \$ <span style="border: 1px solid black; padding: 2px;">65.78</span>	Non-refundable non-carry forward tax offsets <b>C</b> \$ <span style="border: 1px solid black; padding: 2px;">65.78</span> <i>(C1 plus C2)</i>
Rebates and tax offsets <b>C2</b> \$ <span style="border: 1px solid black; padding: 2px;"></span>	

**SUBTOTAL 1**  
**T2** \$ 19655.32  
*(B less C – cannot be less than zero)*

Early stage venture capital limited partnership tax offset <b>D1</b> \$ <span style="border: 1px solid black; padding: 2px;">0</span>	Non-refundable carry forward tax offsets <b>D</b> \$ <span style="border: 1px solid black; padding: 2px;">0</span> <i>(D1 plus D2 plus D3 plus D4)</i>
Early stage venture capital limited partnership tax offset carried forward from previous year <b>D2</b> \$ <span style="border: 1px solid black; padding: 2px;">0</span>	
Early stage investor tax offset <b>D3</b> \$ <span style="border: 1px solid black; padding: 2px;">0</span>	
Early stage investor tax offset carried forward from previous year <b>D4</b> \$ <span style="border: 1px solid black; padding: 2px;">0</span>	

**SUBTOTAL 2**  
**T3** \$ 19655.32  
*(T2 less D – cannot be less than zero)*

Complying fund's franking credits tax offset <b>E1</b> \$ <span style="border: 1px solid black; padding: 2px;">2443.07</span>	Refundable tax offsets <b>E</b> \$ <span style="border: 1px solid black; padding: 2px;">2443.07</span> <i>(E1 plus E2 plus E3 plus E4)</i>
No-TFN tax offset <b>E2</b> \$ <span style="border: 1px solid black; padding: 2px;"></span>	
National rental affordability scheme tax offset <b>E3</b> \$ <span style="border: 1px solid black; padding: 2px;"></span>	
Exploration credit tax offset <b>E4</b> \$ <span style="border: 1px solid black; padding: 2px;"></span>	

**\*TAX PAYABLE T5** \$ 17212.25  
*(T3 less E – cannot be less than zero)*

Section 102AAM interest charge  
**G** \$ 0



Fund's tax file number (TFN)

TR/7

Credit for interest on early payments – amount of interest	<b>H1 \$</b> <input type="text"/>
Credit for tax withheld – foreign resident withholding (excluding capital gains)	<b>H2 \$</b> <input type="text" value="0"/>
Credit for tax withheld – where ABN or TFN not quoted (non-individual)	<b>H3 \$</b> <input type="text" value="0"/>
Credit for TFN amounts withheld from payments from closely held trusts	<b>H5 \$</b> <input type="text"/>
Credit for interest on no-TFN tax offset	<b>H6 \$</b> <input type="text"/>
Credit for foreign resident capital gains withholding amounts	<b>H8 \$</b> <input type="text"/>
<b>Eligible credits</b>	<b>H \$</b> <input type="text" value="0"/>
	(H1 plus H2 plus H3 plus H5 plus H6 plus H8)

<b>*Tax offset refunds</b> (Remainder of refundable tax offsets)	<b>I \$</b> <input type="text" value="0"/>
	(unused amount from label E – an amount must be included even if it is zero)

**PAYG instalments raised**

**K \$**

**Supervisory levy**

**L \$**

**Supervisory levy adjustment for wound up funds**

**M \$**

**Supervisory levy adjustment for new funds**

**N \$**

<b>AMOUNT DUE OR REFUNDABLE</b> A positive amount at <b>S</b> is what you owe, while a negative amount is refundable to you.	<b>S \$</b> <input type="text" value="6356.25"/>
	(T5 plus G less H less I less K plus L less M plus N)

\*This is a mandatory label.

**Section E: Losses**

**14 Losses**

**!** If total loss is greater than \$100,000, complete and attach a Losses schedule 2021.

Tax losses carried forward to later income years	<b>U \$</b> <input type="text" value="0"/> -00
Net capital losses carried forward to later income years	<b>V \$</b> <input type="text" value="0"/> -00

TR/S

### Section F: Member information

**MEMBER 1**

Title:

Family name

First given name

Other given names

Member's TFN See the Privacy note in the Declaration,

Date of birth

**Contributions**

OPENING ACCOUNT BALANCE \$

**!** Refer to instructions for completing these labels.

Employer contributions  
**A** \$

ABN of principal employer  
**A1**

Personal contributions  
**B** \$

CGT small business retirement exemption  
**C** \$

CGT small business 15-year exemption amount  
**D** \$

Personal injury election  
**E** \$

Spouse and child contributions  
**F** \$

Other third party contributions  
**G** \$

Proceeds from primary residence disposal  
**H** \$

Receipt date   
**H1**

Assessable foreign superannuation fund amount  
**I** \$

Non-assessable foreign superannuation fund amount  
**J** \$

Transfer from reserve: assessable amount  
**K** \$

Transfer from reserve: non-assessable amount  
**L** \$

Contributions from non-complying funds and previously non-complying funds  
**T** \$

Any other contributions (including Super Co-contributions and Low Income Super Amounts)  
**M** \$

**TOTAL CONTRIBUTIONS N** \$   
(Sum of labels **A** to **M**)

**Other transactions**

Accumulation phase account balance  
**S1** \$

Retirement phase account balance - Non CDBIS  
**S2** \$

Retirement phase account balance - CDBIS  
**S3** \$

Allocated earnings or losses **O** \$

Inward rollovers and transfers **P** \$

Outward rollovers and transfers **Q** \$

Lump Sum payments **R1** \$

Income stream payments **R2** \$

Loss

Code

Code

TRIS Count

**CLOSING ACCOUNT BALANCE S** \$   
(**S1** plus **S2** plus **S3**)

Accumulation phase value **X1** \$

Retirement phase value **X2** \$

Outstanding limited recourse borrowing arrangement amount **Y** \$

Fund's tax file number (TFN) 97472602

JR/9

MEMBER 2

Title: MRS

Family name

Meiklejohn

First given name

Gai

Other given names

Robin

Member's TFN

See the Privacy note in the Declaration, 258973586

Date of birth 23/06/1956

Contributions

OPENING ACCOUNT BALANCE \$ 616143.71

Refer to instructions for completing these labels.

Employer contributions

A \$ 20648.98

ABN of principal employer

A1

Personal contributions

B \$ 0

CGT small business retirement exemption

C \$ 0

CGT small business 15-year exemption amount

D \$ 0

Personal injury election

E \$ 0

Spouse and child contributions

F \$ 0

Other third party contributions

G \$ 0

Proceeds from primary residence disposal

H \$ 0

Receipt date Day Month Year

H1

Assessable foreign superannuation fund amount

I \$ 0

Non-assessable foreign superannuation fund amount

J \$ 0

Transfer from reserve: assessable amount

K \$ 0

Transfer from reserve: non-assessable amount

L \$ 0

Contributions from non-complying funds and previously non-complying funds

T \$ 0

Any other contributions (including Super Co-contributions and Low Income Super Amounts)

M \$ 0

TOTAL CONTRIBUTIONS N \$ 20648.98

(Sum of labels A to M)

Other transactions

Allocated earnings or losses O \$ 12204.45

Loss

Accumulation phase account balance

S1 \$ 66571.54

Inward rollovers and transfers P \$ 0

Retirement phase account balance - Non CDBIS

S2 \$ 569142

Outward rollovers and transfers Q \$ 0

Retirement phase account balance - CDBIS

S3 \$ 0

Lump Sum payments R1 \$

Income stream payments R2 \$ 13283.60

Code

Code M

0 TRIS Count

CLOSING ACCOUNT BALANCE S \$ 635713.54

(S1 plus S2 plus S3)

Accumulation phase value X1 \$

Retirement phase value X2 \$

Outstanding limited recourse borrowing arrangement amount Y \$

TR/10

### Section H: Assets and liabilities

#### 15 ASSETS

##### 15a Australian managed investments

Listed trusts **A** \$ -00  
 Unlisted trusts **B** \$ -00  
 Insurance policy **C** \$ -00  
 Other managed investments **D** \$ -00

##### 15b Australian direct investments

**Limited recourse borrowing arrangements**  
 Australian residential real property  
**J1** \$ -00  
 Australian non-residential real property  
**J2** \$ -00  
 Overseas real property  
**J3** \$ -00  
 Australian shares  
**J4** \$ -00  
 Overseas shares  
**J5** \$ -00  
 Other  
**J6** \$ -00  
 Property count  
**J7**

Cash and term deposits **E** \$ -00  
 Debt securities **F** \$ -00  
 Loans **G** \$ -00  
 Listed shares **H** \$ -00  
 Unlisted shares **I** \$ -00  
 Limited recourse borrowing arrangements **J** \$ -00  
 Non-residential real property **K** \$ -00  
 Residential real property **L** \$ -00  
 Collectables and personal use assets **M** \$ -00  
 Other assets **O** \$ -00

##### 15c Other investments

Crypto-Currency **N** \$ -00

##### 15d Overseas direct investments

Overseas shares **P** \$ -00  
 Overseas non-residential real property **Q** \$ -00  
 Overseas residential real property **R** \$ -00  
 Overseas managed investments **S** \$ -00  
 Other overseas assets **T** \$ -00

**TOTAL AUSTRALIAN AND OVERSEAS ASSETS U** \$ -00  
 (Sum of labels A to T)

##### 15e In-house assets

Did the fund have a loan to, lease to or investment in, related parties (known as in-house assets) at the end of the income year? **A** No  Yes  \$ -00

Fund's tax file number (TFN)

TR/11

**15f Limited recourse borrowing arrangements**

If the fund had an LRBA were the LRBA borrowings from a licensed financial institution? **A** No  Yes

Did the members or related parties of the fund use personal guarantees or other security for the LRBA? **B** No  Yes

**16 LIABILITIES**

Borrowings for limited recourse borrowing arrangements	<b>V1</b> \$ <input type="text" value="0"/> -00	
Permissible temporary borrowings	<b>V2</b> \$ <input type="text" value="0"/> -00	
Other borrowings	<b>V3</b> \$ <input type="text" value="0"/> -00	
	Borrowings	<b>V</b> \$ <input type="text" value="0"/> 0 -00
Total member closing account balances (total of all <b>CLOSING ACCOUNT BALANCES</b> from Sections F and G)		<b>W</b> \$ <input type="text" value="1607676"/> 1607676 -00
	Reserve accounts	<b>X</b> \$ <input type="text" value="0"/> 0 -00
	Other liabilities	<b>Y</b> \$ <input type="text" value="58241"/> 58241 -00
	<b>TOTAL LIABILITIES</b>	<b>Z</b> \$ <input type="text" value="1665917"/> 1665917 -00

**Section I: Taxation of financial arrangements**

**17 Taxation of financial arrangements (TOFA)**

Total TOFA gains **H** \$  -00

Total TOFA losses **I** \$  -00

**Section J: Other information**

**Family trust election status**

If the trust or fund has made, or is making, a family trust election, write the four-digit **income year specified** of the election (for example, for the 2020–21 income year, write **2021**). **A**


If revoking or varying a family trust election, print **R** for revoke or print **V** for variation, and complete and attach the *Family trust election, revocation or variation 2021*. **B**

**Interposed entity election status**

If the trust or fund has an existing election, write the earliest income year specified. If the trust or fund is making one or more elections this year, write the earliest income year being specified and complete an *Interposed entity election or revocation 2021* for each election. **C**

If revoking an interposed entity election, print **R**, and complete and attach the *Interposed entity election or revocation 2021*. **D**

Section K: **Declarations**

 Penalties may be imposed for false or misleading information in addition to penalties relating to any tax shortfalls.

**Important**

Before making this declaration check to ensure that all income has been disclosed and the annual return, all attached schedules and any additional documents are true and correct in every detail. If you leave labels blank, you will have specified a zero amount or the label was not applicable to you. If you are in doubt about any aspect of the annual return, place all the facts before the ATO.

**Privacy**

The ATO is authorised by the *Taxation Administration Act 1953* to request the provision of tax file numbers (TFNs). We will use the TFN to identify the entity in our records. It is not an offence not to provide the TFN. However if you do not provide the TFN, the processing of this form may be delayed.

Taxation law authorises the ATO to collect information and disclose it to other government agencies. For information about your privacy go to [ato.gov.au/privacy](http://ato.gov.au/privacy)

**TRUSTEE'S OR DIRECTOR'S DECLARATION:**

I declare that, the current trustees and directors have authorised this annual return and it is documented as such in the SMSF's records. I have received a copy of the audit report and are aware of any matters raised therein. The information on this annual return, including any attached schedules and additional documentation is true and correct.

Authorised trustee's, director's or public officer's signature

Date  /  /

**Preferred trustee or director contact details:**

Title:

Family name

First given name

Other given names

Phone number

Email address

Non-individual trustee name (if applicable)

ABN of non-individual trustee

Time taken to prepare and complete this annual return  Hrs

 The Commissioner of Taxation, as Registrar of the Australian Business Register, may use the ABN and business details which you provide on this annual return to maintain the integrity of the register. For further information, refer to the instructions.

**TAX AGENT'S DECLARATION:**

I declare that the *Self-managed superannuation fund annual return 2021* has been prepared in accordance with information provided by the trustees, that the trustees have given me a declaration stating that the information provided to me is true and correct, and that the trustees have authorised me to lodge this annual return.

Tax agent's signature

Date  /  /

**Tax agent's contact details**

Title:

Family name

First given name

Other given names

Tax agent's practice

Tax agent's phone number

Reference number

Tax agent number



## TRANSACTIONS

Please check all entries on this statement and promptly inform Westpac of any possible error or unauthorised transaction

DATE	TRANSACTION DESCRIPTION	DEBIT	CREDIT	BALANCE
26/05/20	Withdrawal Online 2964457 Bpay 2020 Sgg S Sgg 37500 shares	3,000.00		69,405.83
28/05/20	Deposit Smartsalary 000911849000600294		550.00	69,955.83
29/05/20	Interest Paid		0.49	69,956.32
01/06/20	Deposit Quicksuper Quickspr2704348958		230.23	70,186.55
01/06/20	Transaction Fee	4.50		70,182.05
02/06/20	Withdrawal Online 5638434 Bpay Rxl Spp 20 Rxl	5,000.00		65,182.05
04/06/20	Deposit Online 2696046 Tfr Cash Manage Lease Sp		24,000.00	89,182.05
10/06/20	Deposit Online 2133339 Tfr Cash Manage GM contribution		5,000.00	94,182.05
10/06/20	Withdrawal Online 1587272 Tfr Cash Manage Bm pp	600.00		93,582.05
11/06/20	Deposit Smartsalary 000925845000600294		550.00	94,132.05
15/06/20	Deposit Quicksuper Quickspr2713207196		230.23	94,362.28
18/06/20	Withdrawal Online 1831104 Pymt Meiklejohn	10,000.00		84,362.28
22/06/20	Deposit Cowra NSW		1,802.72	86,165.00
24/06/20	Deposit Smartsalary 000938046000600294		551.82	86,716.82
25/06/20	Payment By Authority To Westpac Securiti B Bbus 32705230-00	5,973.90		80,742.92
26/06/20	Deposit Quicksuper Quickspr2721344699		230.23	80,973.15
30/06/20	Interest Paid		0.73	80,973.88
01/07/20	Deposit Westpac Securiti S Boq 32770368-00		18,337.16	99,311.04
01/07/20	Transaction Fee	9.00		99,302.04
09/07/20	Deposit Smartsalary 000954609000600294		548.18	99,850.22
10/07/20	Withdrawal Online 1622024 Tfr Cash Manage Bm part pension	1,200.00		98,650.22
10/07/20	Withdrawal Online 1622122 Tfr Personal Ch GM part pension	1,100.00		97,550.22
13/07/20	Deposit Quicksuper Quickspr2732732508		272.10	97,822.32
21/07/20	Deposit Cowra NSW <i>Refund St George</i>		1,291.02	99,113.34
23/07/20	Deposit Smartsalary 000970223000600294		550.00	99,663.34
23/07/20	Withdrawal Online 5213667 Bpay Tax Office	2,446.00		97,217.34
24/07/20	Payment By Authority To Westpac Securiti B Lyc 33027317-00	8,746.95		88,470.39
27/07/20	Deposit Quicksuper Quickspr2742373952		230.23	88,700.62
31/07/20	Interest Paid		0.81	88,701.43
31/07/20	<b>CLOSING BALANCE</b>			<b>88,701.43</b>



**Westpac Business One Flexi**



MR W L MEIKLEJOHN  
PO BOX 390  
COWRA NSW 2794

020

Account Name  
**MR WILLIAM LEO MEIKLEJOHN & MRS  
GAI ROBIN MEIKLEJOHN MEIKLEJOHN  
SUPER FUND**

Customer ID  
0606 9497 **MEIKLEJOHN, WILLIAM  
LEO**  
0606 9404 **MEIKLEJOHN, GAI ROBIN**

BSB Account Number  
032-820 145 949

Opening Balance	+ \$88,701.43
Total Credits	+ \$1,644.89
Total Debits	- \$24,475.35
Closing Balance	+ \$65,870.97

**INTEREST RATES (PER ANNUM) ON CREDIT BALANCES**

Effective Date	\$0 to \$1999	Over \$1999 to \$9999	Over \$9999 to \$19999	Over \$19999 to \$49999
17 Mar 2020	0.01 %	0.01 %	0.01 %	0.01 %

Effective Date	Over \$49999 to \$99999	Over \$99999 to \$249999	Over \$249999 to \$499999	Over \$499999
17 Mar 2020	0.01 %	0.01 %	0.01 %	0.02 %

**TRANSACTIONS**

Please check all entries on this statement and promptly inform Westpac of any possible error or unauthorised transaction

DATE	TRANSACTION DESCRIPTION	DEBIT	CREDIT	BALANCE
<b>31/07/20</b>	<b>STATEMENT OPENING BALANCE</b>			<b>88,701.43</b>
03/08/20	Transaction Fee	7.00		88,694.43
06/08/20	Deposit Smartsalary 000985136000600294		550.00	89,244.43
10/08/20	Deposit Quicksuper Quickspr2752402032		272.10	89,516.53
10/08/20	Withdrawal Online 1519542 Tfr Cash Manage Bm part pension	1,200.00		88,316.53
10/08/20	Withdrawal Online 1544026 Tfr Personal Ch GM part pension	1,100.00		87,216.53
18/08/20	Withdrawal Online 8096541 Bpay Tax Office Tax	4,013.45		83,203.08
20/08/20	Deposit Smartsalary 001000222000600294		550.00	83,753.08

S004949 / M002828 / 245 / CN2CNCPCW



**TRANSACTIONS**

Please check all entries on this statement and promptly inform Westpac of any possible error or unauthorised transaction

DATE	TRANSACTION DESCRIPTION	DEBIT	CREDIT	BALANCE
20/08/20	Payment By Authority To Westpac Securiti B Pls 33296826-00	10,976.95		72,776.13
24/08/20	Deposit Quicksuper Quickspr2762316516		272.10	73,048.23
27/08/20	Withdrawal Online 3800901 Bpay Boardroom Lynas 520x 2.30	1,196.00		71,852.23
31/08/20	Interest Paid		0.69	71,852.92
31/08/20	Payment By Authority To Westpac Securiti B Bbus 33411040-00	5,981.95		65,870.97
<b>31/08/20</b>	<b>CLOSING BALANCE</b>			<b>65,870.97</b>

**CONVENIENCE AT YOUR FINGERTIPS**

Use Online, Mobilo or Tablet Banking to pay bills, transfer funds, check your account balances and much more

**TRANSACTION FEE SUMMARY**

To reconcile your Transaction Fee Summary you may need to refer to transactions listed on your previous statement(s).

Fee(s) charged to account 032-820 14-5949

03 AUG 2020

		Volume	Unit Price	Fee
Total	Electronic Credits	5	\$0.50	\$2.50
\$7.00	Electronic Debits	4	\$0.50	\$2.00
	Branch Deposits	1	\$2.50	\$2.50



Statement Period  
31 August 2020 - 30 September 2020

4

**Westpac Business One Flexi**



MR W L MEIKLEJOHN  
PO BOX 390  
COWRA NSW 2794

Account Name  
MR WILLIAM LEO MEIKLEJOHN & MRS  
GAI ROBIN MEIKLEJOHN MEIKLEJOHN  
SUPER FUND

Customer ID  
0606 9497 MEIKLEJOHN, WILLIAM  
LEO  
0606 9404 MEIKLEJOHN, GAI ROBIN

BSB Account Number  
032-820 145 949

Opening Balance + \$65,870.97  
Total Credits + \$3,726.54  
Total Debits - \$2,305.00  
Closing Balance + \$67,292.51

**INTEREST RATES (PER ANNUM) ON CREDIT BALANCES**

Effective Date	\$0 to \$1999	Over \$1999 to \$9999	Over \$9999 to \$19999	Over \$19999 to \$49999
17 Mar 2020	0.01 %	0.01 %	0.01 %	0.01 %

Effective Date	Over \$49999 to \$99999	Over \$99999 to \$249999	Over \$249999 to \$499999	Over \$499999
17 Mar 2020	0.01 %	0.01 %	0.01 %	0.02 %

**TRANSACTIONS**

Please check all entries on this statement and promptly inform Westpac of any possible error or unauthorised transaction

DATE	TRANSACTION DESCRIPTION	DEBIT	CREDIT	BALANCE
31/08/20	STATEMENT OPENING BALANCE			65,870.97
01/09/20	Transaction Fee	5.00		65,865.97
03/09/20	Deposit Smartsalary 001014917000600294		550.00	66,415.97
07/09/20	Deposit Quicksuper Quickspr2772244436		272.10	66,688.07
10/09/20	Withdrawal Online 1592833 Tfr Cash Manage Bm part pension	1,200.00		65,488.07
10/09/20	Withdrawal Online 1594083 Tfr Personal Ch GM part pension	1,100.00		64,388.07
17/09/20	Deposit Smartsalary 001030419000600294		550.00	64,938.07
21/09/20	Deposit Quicksuper Quickspr2782196380		313.97	65,252.04
25/09/20	Deposit Dividend Evn Fnl Div 001251162899		2,039.94	67,291.98
30/09/20	Interest Paid		0.53	67,292.51

S005335 / M002920 / 275 / CN2CNCPPW



**TRANSACTIONS**

Please check all entries on this statement and promptly inform Westpac of any possible error or unauthorised transaction

DATE	TRANSACTION DESCRIPTION	DEBIT	CREDIT	BALANCE
30/09/20	CLOSING BALANCE			67,292.51

**CONVENIENCE AT YOUR FINGERTIPS**

Use Online, Mobile or Tablet Banking to pay bills, transfer funds, check your account balances and much more

**TRANSACTION FEE SUMMARY**

To reconcile your Transaction Fee Summary you may need to refer to transactions listed on your previous statement(s).

Fee(s) charged to account 032-820 14-5949

01 SEP 2020

		Volume	Unit Price	Fee
Total	Electronic Credits	4	\$0.50	\$2.00
\$5.00	Electronic Debits	6	\$0.50	\$3.00



**Westpac Business One Flexi**



MR W L MEIKLEJOHN  
PO BOX 390  
COWRA NSW 2794

020

Account Name  
MR WILLIAM LEO MEIKLEJOHN & MRS  
GAI ROBIN MEIKLEJOHN MEIKLEJOHN  
SUPER FUND

Customer ID  
0606 9497 MEIKLEJOHN, WILLIAM  
LEO  
0606 9404 MEIKLEJOHN, GAI ROBIN

BSB Account Number  
032-820 145 949

Opening Balance	+ \$67,292.51
Total Credits	+ \$2,440.07
Total Debits	- \$15,222.78
Closing Balance	+ \$54,509.80

**INTEREST RATES (PER ANNUM) ON CREDIT BALANCES**

Effective Date	\$0 to \$1999	Over \$1999 to \$9999	Over \$9999 to \$19999	Over \$19999 to \$49999
17 Mar 2020	0.01 %	0.01 %	0.01 %	0.01 %

Effective Date	Over \$49999 to \$99999	Over \$99999 to \$249999	Over \$249999 to \$499999	Over \$499999
17 Mar 2020	0.01 %	0.01 %	0.01 %	0.02 %

**TRANSACTIONS**

Please check all entries on this statement and promptly inform Westpac of any possible error or unauthorised transaction

DATE	TRANSACTION DESCRIPTION	DEBIT	CREDIT	BALANCE
<b>30/09/20</b>	<b>STATEMENT OPENING BALANCE</b>			<b>67,292.51</b>
01/10/20	Deposit Smartsalary 001045879000600294		550.00	67,842.51
01/10/20	Transaction Fee	3.50		67,839.01
05/10/20	Deposit Quicksuper Quickspr2792145129		272.10	68,111.11
12/10/20	Withdrawal Online 1440575 Tfr Cash Manage Bm part pension	1,200.00		66,911.11
12/10/20	Withdrawal Online 1440701 Tfr Personal Ch GM part pension	1,100.00		65,811.11
12/10/20	Withdrawal Online 8320064 Bpay Czl Nre 20 Czl	327.28		65,483.83
13/10/20	Deposit Online 2697123 Tfr Cash Manage St Barbara div		167.20	65,651.03



## TRANSACTIONS

Please check all entries on this statement and promptly inform Westpac of any possible error or unauthorised transaction

DATE	TRANSACTION DESCRIPTION	DEBIT	CREDIT	BALANCE
15/10/20	Deposit Smartsalary 001059935000600294		550.00	66,201.03
19/10/20	Deposit Quicksuper Quickspr2802140395		230.23	66,431.26
23/10/20	Deposit Dividend Capitol Dividend Fin20/00801032		60.00	66,491.26
23/10/20	Deposit Dividend Capitol Dividend Int20/00801083		60.00	66,551.26
26/10/20	Withdrawal Online 8167838 Bpay Tax Office Instalment tax	2,592.00		63,959.26
29/10/20	Deposit Smartsalary 001075855000600294		550.00	64,509.26
29/10/20	Withdrawal Online 1302091 Pymt Meiklejohn	10,000.00		54,509.26
30/10/20	Interest Paid		0.54	54,509.80
<b>30/10/20</b>	<b>CLOSING BALANCE</b>			<b>54,509.80</b>

## CONVENIENCE AT YOUR FINGERTIPS

Use Online, Mobile or Tablet Banking to pay bills, transfer funds, check your account balances and much more

## TRANSACTION FEE SUMMARY

To reconcile your Transaction Fee Summary you may need to refer to transactions listed on your previous statement(s).

Fee(s) charged to account 032-820 14-5949

01 OCT 2020

		Volume	Unit Price	Fee
Total	Electronic Credits	5	\$0.50	\$2.50
\$3.50	Electronic Debits	2	\$0.50	\$1.00



Statement Period  
30 October 2020 - 30 November 2020

8

**Westpac Business One Flexi**



MR W L MEIKLEJOHN  
PO BOX 390  
COWRA NSW 2794

Account Name  
**MR WILLIAM LEO MEIKLEJOHN & MRS  
GAI ROBIN MEIKLEJOHN MEIKLEJOHN  
SUPER FUND**

Customer ID  
0606 9497 **MEIKLEJOHN, WILLIAM  
LEO**  
0606 9404 **MEIKLEJOHN, GAI ROBIN**

BSB Account Number  
032-820 145 949

Opening Balance	+ \$54,509.80
Total Credits	+ \$2,342.10
Total Debits	- \$9,119.61
Closing Balance	+ \$47,732.29

**INTEREST RATES (PER ANNUM) ON CREDIT BALANCES**

Effective Date	\$0 to \$1999	Over \$1999 to \$9999	Over \$9999 to \$19999	Over \$19999 to \$49999
17 Mar 2020	0.01 %	0.01 %	0.01 %	0.01 %
13 Nov 2020	0.00 %	0.00 %	0.00 %	0.00 %

Effective Date	Over \$49999 to \$99999	Over \$99999 to \$249999	Over \$249999 to \$499999	Over \$499999
17 Mar 2020	0.01 %	0.01 %	0.01 %	0.02 %
13 Nov 2020	0.00 %	0.00 %	0.00 %	0.00 %

**TRANSACTIONS**

Please check all entries on this statement and promptly inform Westpac of any possible error or unauthorised transaction

DATE	TRANSACTION DESCRIPTION	DEBIT	CREDIT	BALANCE
30/10/20	<b>STATEMENT OPENING BALANCE</b>			<b>54,509.80</b>
02/11/20	Deposit Quicksuper Quickspr2812382143		313.96	54,823.76
02/11/20	Transaction Fee	6.50		54,817.26
02/11/20	Withdrawal Online 6492133 Bpay Tax Office Tax	488.16		54,329.10
06/11/20	Withdrawal Online 1586834 Pymt Aw Boys	330.00		53,999.10
09/11/20	Withdrawal Online 1595063 Pymt Balance ac	2,508.00		51,491.10
10/11/20	Withdrawal Online 1381094 Tfr Westpac Cho GM part pension	1,100.00		50,391.10

S001963 / M001146 / 336 / CN2CNCPW

**TRANSACTIONS**

Please check all entries on this statement and promptly inform Westpac of any possible error or unauthorised transaction

DATE	TRANSACTION DESCRIPTION	DEBIT	CREDIT	BALANCE
10/11/20	Withdrawal Online 1496926 Tfr Cash Manage Bm part pension	1,200.00		49,191.10
12/11/20	Deposit Smartsalary 001091267000600294		550.00	49,741.10
16/11/20	Deposit Quicksuper Quickspr2823004320		313.97	50,055.07
18/11/20	Deposit Dividend Dividend 001253185828		300.00	50,355.07
26/11/20	Deposit Smartsalary 001107605000600294		550.00	50,905.07
26/11/20	Payment By Authority To Westpac Securiti B Bbus 34295216-00	3,486.95		47,418.12
30/11/20	Interest Paid		0.20	47,418.32
30/11/20	Deposit Quicksuper Quickspr2833806104		313.97	47,732.29
30/11/20	<b>CLOSING BALANCE</b>			<b>47,732.29</b>

**CONVENIENCE AT YOUR FINGERTIPS**

Use Online, Mobile or Tablet Banking to pay bills, transfer funds, check your account balances and much more

**TRANSACTION FEE SUMMARY**

To reconcile your Transaction Fee Summary you may need to refer to transactions listed on your previous statement(s).

Fee(s) charged to account 032-820 14-5949

02 NOV 2020

Total  
\$6.50Electronic Credits  
Electronic Debits

Volume	Unit Price	Fee
8	\$0.50	\$4.00
5	\$0.50	\$2.50



Statement Period  
30 November 2020 - 31 December 2020

**Westpac Business One Flexi**



MR W L MEIKLEJOHN  
PO BOX 390  
COWRA NSW 2794

020

Account Name  
MR WILLIAM LEO MEIKLEJOHN & MRS  
GAI ROBIN MEIKLEJOHN MEIKLEJOHN  
SUPER FUND

Customer ID  
0606 9497 MEIKLEJOHN, WILLIAM  
LEO  
0606 9404 MEIKLEJOHN, GAI ROBIN

BSB Account Number  
032-820 145 949

Opening Balance + \$47,732.29  
Total Credits + \$1,768.35  
Total Debits - \$3,727.28  
Closing Balance + \$45,773.36

**INTEREST RATES (PER ANNUM) ON CREDIT BALANCES**

Effective Date	\$0 to \$1999	Over \$1999 to \$9999	Over \$9999 to \$19999	Over \$19999 to \$49999
13 Nov 2020	0.00 %	0.00 %	0.00 %	0.00 %

Effective Date	Over \$49999 to \$99999	Over \$99999 to \$249999	Over \$249999 to \$499999	Over \$499999
13 Nov 2020	0.00 %	0.00 %	0.00 %	0.00 %

**TRANSACTIONS**

Please check all entries on this statement and promptly inform Westpac of any possible error or unauthorised transaction

DATE	TRANSACTION DESCRIPTION	DEBIT	CREDIT	BALANCE
30/11/20	<b>STATEMENT OPENING BALANCE</b>			<b>47,732.29</b>
01/12/20	Transaction Fee	6.00		47,726.29
10/12/20	Deposit Smartsalary 001123632000600294		550.00	48,276.29
10/12/20	Withdrawal Online 1774274 Tfr Cash Manage Bm part pension	1,200.00		47,076.29
10/12/20	Withdrawal Online 1774308 Tfr Westpac Cho GM part pension	1,100.00		45,976.29
14/12/20	Deposit Quicksuper Quickspr2844911201		396.25	46,372.54
21/12/20	Withdrawal Online 8480840 Bpay Pls Anreo Pilbra	1,421.28		44,951.26
24/12/20	Deposit Smartsalary 001139472000600294		550.00	45,501.26
24/12/20	Deposit Quicksuper Quickspr2852886336		272.10	45,773.36

S005629 / M003059 / 001 / CN2CNCPPW





**TRANSACTIONS**

Please check all entries on this statement and promptly inform Westpac of any possible error or unauthorised transaction

DATE	TRANSACTION DESCRIPTION	DEBIT	CREDIT	BALANCE
31/12/20	CLOSING BALANCE			45,773.36

**CONVENIENCE AT YOUR FINGERTIPS**

Use Online, Mobile or Tablet Banking to pay bills, transfer funds, check your account balances and much more

**TRANSACTION FEE SUMMARY**

To reconcile your Transaction Fee Summary you may need to refer to transactions listed on your previous statement(s).

Fee(s) charged to account 032-820 14-5949

01 DEC 2020

		Volume	Unit Price	Fee
Total	Electronic Credits	6	\$0.50	\$3.00
\$6.00	Electronic Debits	6	\$0.50	\$3.00



Statement Period  
31 December 2020 - 29 January 2021

12

**Westpac Business One Flexi**

  
MR W L MEIKLEJOHN  
PO BOX 390  
COWRA NSW 2794

Account Name  
MR WILLIAM LEO MEIKLEJOHN & MRS  
GAI ROBIN MEIKLEJOHN MEIKLEJOHN  
SUPER FUND

Customer ID  
0606 9497 MEIKLEJOHN, WILLIAM  
LEO  
0606 9404 MEIKLEJOHN, GAI ROBIN

BSB Account Number  
032-820 145 949

Opening Balance	+ \$45,773.36
Total Credits	+ \$30,330.53
Total Debits	- \$2,303.50
Closing Balance	+ \$73,800.39

**INTEREST RATES (PER ANNUM) ON CREDIT BALANCES**

Effective Date	\$0 to \$1999	Over \$1999 to \$9999	Over \$9999 to \$19999	Over \$19999 to \$49999
13 Nov 2020	0.00 %	0.00 %	0.00 %	0.00 %

Effective Date	Over \$49999 to \$99999	Over \$99999 to \$249999	Over \$249999 to \$499999	Over \$499999
13 Nov 2020	0.00 %	0.00 %	0.00 %	0.00 %

**TRANSACTIONS**

Please check all entries on this statement and promptly inform Westpac of any possible error or unauthorised transaction

DATE	TRANSACTION DESCRIPTION	DEBIT	CREDIT	BALANCE
31/12/20	<b>STATEMENT OPENING BALANCE</b>			<b>45,773.36</b>
04/01/21	Transaction Fee	3.50		45,769.86
07/01/21	Deposit Quicksuper Quickspr2861211998		230.23	46,000.09
07/01/21	Deposit Smartsalary 001151959000600294		550.00	46,550.09
11/01/21	Withdrawal Online 1584487 Tfr Cash Manage Bm part pension	1,200.00		45,350.09
11/01/21	Withdrawal Online 1587846 Tfr Westpac Cho GM part pension	1,100.00		44,250.09
13/01/21	Deposit Westpac Securiti S Fpc 34688186-00		14,276.57	58,526.66
13/01/21	Deposit Westpac Securiti S Fpc 34688185-00		14,488.25	73,014.91
21/01/21	Deposit Smartsalary 001167945000600294		550.00	73,564.91
25/01/21	Deposit Quicksuper Quickspr2874207632		235.48	73,800.39



**TRANSACTIONS**

Please check all entries on this statement and promptly inform Westpac of any possible error or unauthorised transaction

DATE	TRANSACTION DESCRIPTION	DEBIT	CREDIT	BALANCE
29/01/21	CLOSING BALANCE			73,800.39

**CONVENIENCE AT YOUR FINGERTIPS**

Use Online, Mobile or Tablet Banking to pay bills, transfer funds, check your account balances and much more

**TRANSACTION FEE SUMMARY**

To reconcile your Transaction Fee Summary you may need to refer to transactions listed on your previous statement(s).

Fee(s) charged to account 032-820 14-5949

04 JAN 2021

		Volume	Unit Price	Fee
Total	Electronic Credits	4	\$0.50	\$2.00
\$3.50	Electronic Debits	3	\$0.50	\$1.50



Statement Period  
29 January 2021 - 26 February 2021

74

**Westpac Business One Flexi**



MR W L MEIKLEJOHN  
PO BOX 390  
COWRA NSW 2794

020

Account Name  
**MR WILLIAM LEO MEIKLEJOHN & MRS  
GAI ROBIN MEIKLEJOHN MEIKLEJOHN  
SUPER FUND**

Customer ID  
0606 9497 **MEIKLEJOHN, WILLIAM  
LEO**  
0606 9404 **MEIKLEJOHN, GAI ROBIN**

BSB Account Number  
032-820 145 949

Opening Balance + \$73,800.39  
Total Credits + \$18,681.95  
Total Debits - \$2,304.00  
Closing Balance + \$90,178.34

**INTEREST RATES (PER ANNUM) ON CREDIT BALANCES**

Effective Date	\$0 to \$1999	Over \$1999 to \$9999	Over \$9999 to \$19999	Over \$19999 to \$49999
13 Nov 2020	0.00 %	0.00 %	0.00 %	0.00 %

Effective Date	Over \$49999 to \$99999	Over \$99999 to \$249999	Over \$249999 to \$499999	Over \$499999
13 Nov 2020	0.00 %	0.00 %	0.00 %	0.00 %

**TRANSACTIONS**

Please check all entries on this statement and promptly inform Westpac of any possible error or unauthorised transaction

DATE	TRANSACTION DESCRIPTION	DEBIT	CREDIT	BALANCE
29/01/21	<b>STATEMENT OPENING BALANCE</b>			<b>73,800.39</b>
01/02/21	Transaction Fee	4.00		73,796.39
03/02/21	Deposit Westpac Securiti S Caj 34893769-00		3,273.05	77,069.44
03/02/21	Deposit Westpac Securiti S Axe 34893712-00		14,329.31	91,398.75
04/02/21	Deposit Smartsalary 001183320000600294		550.00	91,948.75
08/02/21	Deposit Quicksuper Quickspr2884761143		272.70	92,221.45
10/02/21	Withdrawal Online 1589823 Tfr Westpac Cho GM part pension	1,100.00		91,121.45
10/02/21	Withdrawal Online 1636192 Tfr Cash Manage Bm part pension	1,200.00		89,921.45
22/02/21	Deposit Quicksuper Quickspr2895884869		256.89	90,178.34
26/02/21	<b>CLOSING BALANCE</b>			<b>90,178.34</b>

S004756 / M002377 / 058 / CNECNCPCW



**CONVENIENCE AT YOUR FINGERTIPS**

Use Online, Mobile or Tablet Banking to pay bills, transfer funds, check your account balances and much more

**TRANSACTION FEE SUMMARY**

To reconcile your Transaction Fee Summary you may need to refer to transactions listed on your previous statement(s).

Fee(s) charged to account 032-820 14-5949

01 FEB 2021

		<b>Volume</b>	<b>Unit Price</b>	<b>Fee</b>
Total	Electronic Credits	6	\$0.50	\$3.00
<b>\$4.00</b>	Electronic Debits	2	\$0.50	\$1.00



Statement Period  
26 February 2021 - 31 March 2021

16

**Westpac Business One Flexi**

MR W L MEIKLEJOHN  
PO BOX 390  
COWRA NSW 2794

Account Name  
**MR WILLIAM LEO MEIKLEJOHN & MRS  
GAI ROBIN MEIKLEJOHN MEIKLEJOHN  
SUPER FUND**

Customer ID  
0606 9497 **MEIKLEJOHN, WILLIAM  
LEO**  
0606 9404 **MEIKLEJOHN, GAI ROBIN**

BSB Account Number  
032-820 145 949

Opening Balance	+ \$90,178.34
Total Credits	+ \$15,177.17
Total Debits	- \$18,330.45
Closing Balance	+ \$87,025.06

**INTEREST RATES (PER ANNUM) ON CREDIT BALANCES**

Effective Date	\$0 to \$1999	Over \$1999 to \$9999	Over \$9999 to \$19999	Over \$19999 to \$49999
13 Nov 2020	0.00 %	0.00 %	0.00 %	0.00 %

Effective Date	Over \$49999 to \$99999	Over \$99999 to \$249999	Over \$249999 to \$499999	Over \$499999
13 Nov 2020	0.00 %	0.00 %	0.00 %	0.00 %

**TRANSACTIONS**

Please check all entries on this statement and promptly inform Westpac of any possible error or unauthorised transaction

DATE	TRANSACTION DESCRIPTION	DEBIT	CREDIT	BALANCE
<b>26/02/21</b>	<b>STATEMENT OPENING BALANCE</b>			<b>90,178.34</b>
01/03/21	Deposit Online 2846969 Tfr Cash Manage Lease Sf		12,000.00	102,178.34
01/03/21	Transaction Fee	3.50		102,174.84
04/03/21	Deposit Smartsalary 001216670000600294		548.18	102,723.02
08/03/21	Deposit Quicksuper Quickspr2907492955		256.89	102,979.91
10/03/21	Withdrawal Online 1557541 Tfr Cash Manage Bm part pension	1,200.00		101,779.91
10/03/21	Withdrawal Online 1584623 Tfr Westpac Cho GM part pension	1,100.00		100,679.91
15/03/21	Payment By Authority To Westpac Securiti B Wsa 35317440-00	6,026.95		94,652.96

S003569 / M001694 / 091 / CN2CNCPPW



17

**TRANSACTIONS**

Please check all entries on this statement and promptly inform Westpac of any possible error or unauthorised transaction

DATE	TRANSACTION DESCRIPTION	DEBIT	CREDIT	BALANCE
18/03/21	Deposit Smartsalary 001232989000600294		550.00	95,202.96
22/03/21	Deposit Quicksuper Quickspr2918958870		235.48	95,438.44
22/03/21	Withdrawal Online 5923013 Bpay Fpc Spp 20 Fpc	10,000.00		85,438.44
26/03/21	Deposit Dividend Evn Itm Div 001258657455		1,586.62	87,025.06
31/03/21	<b>CLOSING BALANCE</b>			<b>87,025.06</b>

**CONVENIENCE AT YOUR FINGERTIPS**

Use Online, Mobile or Tablet Banking to pay bills, transfer funds, check your account balances and much more

**TRANSACTION FEE SUMMARY**

To reconcile your Transaction Fee Summary you may need to refer to transactions listed on your previous statement(s).

Fee(s) charged to account 032-820 14-5949

01 MAR 2021

		Volume	Unit Price	Fee
Total	Electronic Credits	5	\$0.50	\$2.50
\$3.50	Electronic Debits	2	\$0.50	\$1.00

S003589 / M001694 / 091 / CN2CONCFW



Statement Period  
31 March 2021 - 30 April 2021

18

**Westpac Business One Flexi**



MR W L MEIKLEJOHN  
PO BOX 390  
COWRA NSW 2794

020

Account Name  
**MR WILLIAM LEO MEIKLEJOHN & MRS  
GAI ROBIN MEIKLEJOHN MEIKLEJOHN  
SUPER FUND**

Customer ID  
**0606 9497 MEIKLEJOHN, WILLIAM  
LEO  
0606 9404 MEIKLEJOHN, GAI ROBIN**

BSB Account Number  
**032-820 145 949**

Opening Balance	+ \$87,025.06
Total Credits	+ \$34,120.96
Total Debits	- \$62,449.39
Closing Balance	+ \$58,696.63

**INTEREST RATES (PER ANNUM) ON CREDIT BALANCES**

Effective Date	\$0 to \$1999	Over \$1999 to \$9999	Over \$9999 to \$19999	Over \$19999 to \$49999
13 Nov 2020	0.00 %	0.00 %	0.00 %	0.00 %

Effective Date	Over \$49999 to \$99999	Over \$99999 to \$249999	Over \$249999 to \$499999	Over \$499999
13 Nov 2020	0.00 %	0.00 %	0.00 %	0.00 %

**TRANSACTIONS**

Please check all entries on this statement and promptly inform Westpac of any possible error or unauthorised transaction

DATE	TRANSACTION DESCRIPTION	DEBIT	CREDIT	BALANCE
<b>31/03/21</b>	<b>STATEMENT OPENING BALANCE</b>			<b>87,025.06</b>
01/04/21	Deposit Smartsalary 001249687000600294		550.00	87,575.06
01/04/21	Transaction Fee	5.00		87,570.06
06/04/21	Deposit Quicksuper Quickspr2929966191		235.48	87,805.54
06/04/21	Withdrawal Online 1027187 Bpay Automic Pt 13334 Red	2,133.44		85,672.10
06/04/21	Withdrawal Online 5872635 Bpay Tax Office Ato	2,965.00		82,707.10
12/04/21	Withdrawal Online 1399845 Tfr Cash Manage Bm part pension	1,200.00		81,507.10
12/04/21	Withdrawal Online 1414044 Tfr Westpac Cho GM part pension	1,100.00		80,407.10



**TRANSACTIONS**

Please check all entries on this statement and promptly inform Westpac of any possible error or unauthorised transaction

DATE	TRANSACTION DESCRIPTION	DEBIT	CREDIT	BALANCE
15/04/21	Deposit Smartsalary 001263546000600294		550.00	80,957.10
19/04/21	Deposit Online 2936916 Tfr Cash Manage Lease Sfield		12,000.00	92,957.10
19/04/21	Deposit Quicksuper Quickspr2940682256		235.48	93,192.58
20/04/21	Payment By Authority To Westpac Securiti B Sfr 35612296-00	12,266.95		80,925.63
27/04/21	Withdrawal Online 4300939 Bpay Tax Office	2,779.00		78,146.63
29/04/21	Deposit Smartsalary 001279727000600294		550.00	78,696.63
30/04/21	Deposit-Osko Payment Reversal 1546460 30 Apr 2021 Ac14 Account is unable to accept payment		20,000.00	98,696.63
30/04/21	Withdrawal-Osko Payment 1546460 Anz Meiklejohn Super Fund	20,000.00		78,696.63
30/04/21	Withdrawal Online 1570155 Pymt Anz Meikle From westpac	20,000.00		58,696.63
30/04/21	<b>CLOSING BALANCE</b>			<b>58,696.63</b>

**CONVENIENCE AT YOUR FINGERTIPS**

Use Online, Mobile or Tablet Banking to pay bills, transfer funds, check your account balances and much more

**TRANSACTION FEE SUMMARY**

To reconcile your Transaction Fee Summary you may need to refer to transactions listed on your previous statement(s).

Fee(s) charged to account 032-820 14-5949

01 APR 2021

		Volume	Unit Price	Fee
Total	Electronic Credits	6	\$0.50	\$3.00
\$5.00	Electronic Debits	4	\$0.50	\$2.00



Statement Period  
30 April 2021 - 31 May 2021

20

**Westpac Business One Flexi**



MR W L MEIKLEJOHN  
PO BOX 390  
COWRA NSW 2794

Account Name  
MR WILLIAM LEO MEIKLEJOHN & MRS  
GAI ROBIN MEIKLEJOHN MEIKLEJOHN  
SUPER FUND

Customer ID  
0606 9497 MEIKLEJOHN, WILLIAM  
LEO  
0606 9404 MEIKLEJOHN, GAI ROBIN

BSB Account Number  
032-820 145 949

Opening Balance	+ \$58,696.63
Total Credits	+ \$47,406.44
Total Debits	- \$2,306.50
Closing Balance	+ \$103,796.57

**INTEREST RATES (PER ANNUM) ON CREDIT BALANCES**

Effective Date	\$0 to \$1999	Over \$1999 to \$9999	Over \$9999 to \$19999	Over \$19999 to \$49999
13 Nov 2020	0.00 %	0.00 %	0.00 %	0.00 %

Effective Date	Over \$49999 to \$99999	Over \$99999 to \$249999	Over \$249999 to \$499999	Over \$499999
13 Nov 2020	0.00 %	0.00 %	0.00 %	0.00 %

**TRANSACTIONS**

Please check all entries on this statement and promptly inform Westpac of any possible error or unauthorised transaction

DATE	TRANSACTION DESCRIPTION	DEBIT	CREDIT	BALANCE
30/04/21	<b>STATEMENT OPENING BALANCE</b>			<b>58,696.63</b>
03/05/21	Deposit Quicksuper Quickspr2952169253		235.48	58,932.11
03/05/21	Transaction Fee	6.50		58,925.61
05/05/21	Deposit Online 2723050 Tfr Cash Manage Bm Super		25,000.00	83,925.61
05/05/21	Rtgs High Value Payment Ref No 0306855 W And G Meiklejoh From Saxo		20,000.00	103,925.61
10/05/21	Withdrawal Online 1577935 Tfr Cash Manage Bm part pension	1,200.00		102,725.61
10/05/21	Withdrawal Online 1673653 Tfr Westpac Cho GM part pension	1,100.00		101,625.61
13/05/21	Deposit Smartsalary 001296926000600294		550.00	102,175.61

S005198 / M002716 / 152 / CN2CNCPPW



**TRANSACTIONS**

Please check all entries on this statement and promptly inform Westpac of any possible error or unauthorised transaction

DATE	TRANSACTION DESCRIPTION	DEBIT	CREDIT	BALANCE
17/05/21	Deposit Quicksuper Quickspr2963617917		235.48	102,411.09
21/05/21	Deposit Dividend Dividend 001260227463		600.00	103,011.09
27/05/21	Deposit Smartsalary 001312715000600294		550.00	103,561.09
31/05/21	Deposit Quicksuper Quickspr2974121338		235.48	103,796.57
31/05/21	<b>CLOSING BALANCE</b>			<b>103,796.57</b>

**CONVENIENCE AT YOUR FINGERTIPS**

Use Online, Mobile or Tablet Banking to pay bills, transfer funds, check your account balances and much more

**TRANSACTION FEE SUMMARY**

To reconcile your Transaction Fee Summary you may need to refer to transactions listed on your previous statement(s).

Fee(s) charged to account 032-820 14-5949

03 MAY 2021

Total  
\$6.50

Electronic Credits
Electronic Debits


Volume	Unit Price	Fee
6	\$0.50	\$3.00
7	\$0.50	\$3.50



Statement Period  
31 May 2021 - 30 June 2021

22

**Westpac Business One Flexi**

 020  
MR W L MEIKLEJOHN  
PO BOX 390  
COWRA NSW 2794

Account Name  
MR WILLIAM LEO MEIKLEJOHN & MRS  
GAI ROBIN MEIKLEJOHN MEIKLEJOHN  
SUPER FUND

Customer ID  
0606 9497 MEIKLEJOHN, WILLIAM  
LEO  
0606 9404 MEIKLEJOHN, GAI ROBIN

BSB Account Number  
032-820 145 949

Opening Balance	+ \$103,796.57
Total Credits	+ \$2,680.95
Total Debits	- \$47,204.50
Closing Balance	+ \$59,273.02

**INTEREST RATES (PER ANNUM) ON CREDIT BALANCES**

Effective Date	\$0 to \$1999	Over \$1999 to \$9999	Over \$9999 to \$19999	Over \$19999 to \$49999
13 Nov 2020	0.00 %	0.00 %	0.00 %	0.00 %

Effective Date	Over \$49999 to \$99999	Over \$99999 to \$249999	Over \$249999 to \$499999	Over \$499999
13 Nov 2020	0.00 %	0.00 %	0.00 %	0.00 %

**TRANSACTIONS**

Please check all entries on this statement and promptly inform Westpac of any possible error or unauthorised transaction

DATE	TRANSACTION DESCRIPTION	DEBIT	CREDIT	BALANCE
31/05/21	STATEMENT OPENING BALANCE			103,796.57
01/06/21	Transaction Fee	4.50		103,792.07
03/06/21	Withdrawal Online 1343100 Pymt Anz Meikle To Anz	20,000.00		83,792.07
10/06/21	Deposit Smartsalary 001329831000600294		550.00	84,342.07
10/06/21	Withdrawal Online 1437159 Tfr Cash Manage Bm part pension	1,200.00		83,142.07
10/06/21	Withdrawal Online 1475885 Tfr Westpac Cho GM part pension	1,100.00		82,042.07
14/06/21	Deposit Quicksuper Quickspr2984094326		256.89	82,298.96
16/06/21	Deposit Dividend Fat Prohets Jun21/00800375		1,088.58	83,387.54
22/06/21	Withdrawal Online 1800361 Pymt Anz Meikle	20,000.00		63,387.54

5009494 / M004710 / 182 / CN2CNCPW



**TRANSACTIONS**

Please check all entries on this statement and promptly inform Westpac of any possible error or unauthorised transaction

DATE	TRANSACTION DESCRIPTION	DEBIT	CREDIT	BALANCE
24/06/21	Deposit Smallsalary 001348779000600294		550.00	63,937.54
28/06/21	Deposit Quicksuper Quickspr2993867956		235.48	64,173.02
28/06/21	Withdrawal Online 1569662 Tfr Cash Manage To Bm	3,500.00		60,673.02
29/06/21	Withdrawal Online 0871514 Bpay Automatic PI Rxl	1,400.00		59,273.02
30/06/21	<b>CLOSING BALANCE</b>			<b>59,273.02</b>

**CONVENIENCE AT YOUR FINGERTIPS**

Use Online, Mobile or Tablet Banking to pay bills, transfer funds, check your account balances and much more

**TRANSACTION FEE SUMMARY**

To reconcile your Transaction Fee Summary you may need to refer to transactions listed on your previous statement(s).

Fee(s) charged to account 032-820 14-5949

01 JUN 2021

		Volume	Unit Price	Fee
Total	Electronic Credits	7	\$0.50	\$3.50
\$4.50	Electronic Debits	2	\$0.50	\$1.00

Date	Descriptor	Debit \$	Credit \$	Balance \$
1/07/2020	OPENING BALANCE			0
30/04/2021	Opening Balance			0
30/04/2021	FROM WILLIAM MEIKLEJ		20000	20000
6/05/2021	Bght 7000	4145.6		15854.4
24/05/2021	Bght 60 PLI	3585.03		12269.37
25/05/2021	Bght 400 TI	5149.36		7120.01
31/05/2021	CREDIT INTEREST PAID		0.12	7120.13
1/06/2021	Bght 200 C.	6963.92		156.21
3/06/2021	EXTERNAL - FROM WILLIAM MEIKLEJ		20000	20156.21
9/06/2021	Bght 400 P:	12202.41		7953.8
18/06/2021	Bght 100 P	5039.18		2914.62
22/06/2021	EXTERNAL - FROM WILLIAM MEIKLEJ		20000	22914.62
30/06/2021	CREDIT INTEREST PAID		0.11	22914.73
30/06/2021	CLOSING BALANCE			22914.73
	TOTALS	37085.5	60000.23	

AFFIDAVIT – Statutory Declaration 30/06/2021

I, William Meiklejohn of 531 Darbys Falls Rd Cowra NSW 2794, do solemnly declare as follows

1. We are the trustees of the Meiklejohn Super Fund
2. We declare that @2250.5 ounces of silver are in our possession and stored in an Australian safety deposit box at Westpac Banking Corp
3. Any changes will be documented at the time and supplied to our accountant for taxation purposes
4. Value as of 30/6/202<sup>1</sup>~~0~~ is @ \$34.10/oz – Total value \$76742.05

Bill Meiklejohn  
Trustee

AFFIDAVIT – Statutory Declaration 31/07/2020

I, William Meiklejohn of 531 Darbys Falls Rd Cowra NSW 2794, do solemnly declare as follows

- 1. We are the trustees of the Meiklejohn Super Fund
- 2. We declare that @32.15 ounces of gold are in our possession and stored in an Australian safety deposit box at Westpac Banking Corp
- \* 3. Any changes will be documented at the time and supplied to our accountant for taxation purposes \*
- 4. Value as of 30/6/2020 is @ \$2586.45/oz – Total value \$83154.36



Bill Meiklejohn  
Trustee

@ \$2,392.80/oz

= \$76,928.52.

@ 30/6/21





# Latest Market Prices - Retail

27

Wednesday, 30 June 2021 5:01 PM - Exchange Rate: **USD -> AUD \$ .7523**

## Gold

Spot Price AUD \$ **2342.75** USD \$ **1762.45**

### ABC Gold

Product	Sell	BuyBack
400oz ABC Gold Bar 99.99%	\$947,095.00	\$924,896.00
1oz ABC (Pool Alloc) Gold	\$2,365.30	\$2,312.20
1/2oz ABC Cast Bar Gold	\$1,216.40	\$1,156.10
1oz Gold Cast Bar	<b>\$2,392.80</b>	\$2,312.20
Luong 37.5grm Gold Cast Bar	\$2,884.40	\$2,787.60
37.5gram ABC Gold Tael 9999	\$2,891.40	\$2,787.60
50g ABC Gold Cast Bar 9999	\$3,838.00	\$3,716.90
2oz Gold Cast Bar	\$4,775.50	\$4,624.50
100grm Gold Cast Bar	\$7,651.90	\$7,433.90
5oz Gold Cast Bar	\$11,878.80	\$11,561.20
250g Gold Cast Bar	\$19,081.00	\$18,585.80
10oz Gold Cast Bar	\$23,727.50	\$23,122.40

### PAMP Gold

1grm Minted Gold Bar	\$115.30	\$74.30
2.5grm Minted Gold Bar	\$243.30	\$185.80
5grm Minted Gold Bar	\$441.60	\$371.70
10grm Minted Gold Bar	\$818.20	\$743.40
1/2 oz Minted Gold Bar	\$1,236.40	\$1,156.10
20g Minted Gold Bar	\$1,576.40	\$1,486.80
1oz Minted Gold Bar	\$2,427.80	\$2,312.20
50grm Minted Gold Bar	\$3,866.00	\$3,716.90
100grm Minted Gold Bar	\$7,706.90	\$7,433.90
5oz Minted Gold Bar	\$11,963.80	\$11,561.20
10oz Minted Gold Bar	\$23,827.50	\$23,122.40

### PAMP Gold Limited

1oz PAMP Gold Minted Lakshmi 9999	\$2,432.80	\$2,312.20
-----------------------------------	------------	------------

### Gold Coins

1oz Royal Australian Mint Rat Gold Coin	\$2,462.80	\$2,312.20
1oz Beneath the Southern Skies Gold	\$2,452.80	\$2,312.20
Maple Leaf 1oz Gold Coin 99.99%	\$2,442.80	\$2,312.20

### Perth Mint Gold Coins

Kangaroo 1oz Gold Coin	\$2,437.80	\$2,312.20
------------------------	------------	------------

## Silver

Spot Price AUD \$ **34.55** USD \$ **25.99**

per KG AUD \$ **1111** USD \$ **836**

### ABC Silver

Product	Sell	BuyBack
1oz Silver Coin Generic Brand	\$39.60	\$33.20
10oz Silver Cast Bar	\$395.50	\$333.00
500g Cast Bar	\$625.40	\$535.30
1kg ABC Bullion Cast Bar Silver	\$1,193.30	\$1,070.60
100oz ABC Silver Cast Bar 999	\$3,657.00	\$3,330.00
5kg ABC Bullion Cast Bar	\$5,853.90	\$5,353.00
1kg Silver (Pool Allocated)	\$1,149.40	\$1,070.60

### PAMP Silver

1kg PAMP Cast Bar Silver LIMITED	\$1,200.80	\$1,070.60
----------------------------------	------------	------------

### Silver Coins

2oz Canada Goose Silver Coin	\$141.10	\$66.30
1oz Silver Maple	\$44.60	\$33.20

## Platinum

Spot Price AUD \$ **1446.23** USD \$ **1088**

### Platinum

* Fine Platinum (Pt) Granules 999.5%	\$58.82	\$45.09
1oz ABC Platinum Minted Tablet 999.5	\$1,531.20	\$1,373.70
50g ABC Platinum Minted Tablet 999.5	\$2,454.80	\$2,208.20
100g ABC Platinum Minted Tablet	\$4,829.60	\$4,416.50
50x1g CombiBar ABC Platinum Minted	\$2,774.80	\$2,208.20
500g ABC Platinum Minted Tablet 999.5	\$23,888.20	\$22,082.20
1kg ABC Platinum Minted Tablet 999.5	\$47,651.30	\$44,164.50

## Palladium

Spot Price AUD \$ **3630.2** USD \$ **2731**

Portfolio as of 30-Jun-2021

Value of positions  
145,396.99

Account value  
148,152.83

Cash  
2,755.84

145,396.99

Abs. Exposure, AUD

-15,322.94

P/L ex. costs, AUD



Stocks



125,058 (86 %)

Stocks



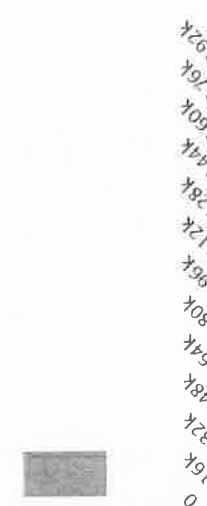
Exchange traded products(ETF,  
ETC, ETN)

1,684

Exchange traded products(ETF,  
ETC, ETN)

1,684

Exchange traded products(ETF,  
ETC, ETN)



20,339 (14 %)

Exchange traded products(ETF,  
ETC, ETN)

1,684

Exchange traded products(ETF,  
ETC, ETN)

Holdings

Instrument	Currency	Amount	Open Price	Current price	% Price	P/L ex. costs	Abs. Exposure	Abs. Exposure %
<b>Stocks</b>								
ACE Convergence Acquisition Corp. (ISIN: KYG0083D1209)	USD	300	12.24000	9.96000	-18.63 %	-17,006.5	125,058	86.01 %
Almonty Industries Inc. (ISIN: CA0203981034)	CAD	8000	1.04000	1.05000	0.96 %	561.8	3,957	2.72 %
Auxly Cannabis Group Inc (ISIN: CA05335P1099)	CAD	5000	1.06000	0.26000	-75.47 %	-4,051.6	8,972	6.17 %
Dolly Varden Silver Corp. (ISIN: CA2568272058)	CAD	10000	0.96000	0.61000	-36.46 %	-3,632.1	1,389	0.96 %
Equinox Gold Corp. (ISIN: CA29446Y5020)	CAD	3000	5.87500	8.61000	46.55 %	9,413.1	6,516	4.48 %
Hut 8 Mining Corp. (ISIN: CA44812T1021)	CAD	1800	1.72000	5.37000	212.21 %	7,053.4	27,590	18.98 %
Lucara Diamond Corp. (ISIN: CA54928Q1081)	CAD	9000	1.66333	0.75000	-54.91 %	-8,700.2	10,325	7.10 %
MAX Resource Corp. (ISIN: CA57772U3073)	CAD	20000	0.30000	0.21500	-28.33 %	-1,779.2	7,210	4.96 %
Micro Focus International Plc (ISIN: GB00BJ1F4N75)	GBP	1000	558.00000	547.00000	-1.97 %	-200.1	4,593	3.16 %
Nokia Oyj (ISIN: FI0009000681)	EUR	2200	4.53800	4.51550	-0.50 %	-783.7	15,598	10.73 %
PureCycle Technologies Inc. (ISIN: US74623V1035)	USD	500	34.41380	23.65000	-31.28 %	-6,569.1	15,658	10.77 %

Instrument	Currency	Amount	Open Price	Current price	% Price	P/L ex. costs	Abs. Exposure	Abs. Exposure %
Spanish Mountain Gold Ltd (ISIN: CA8464811097)	CAD	13000	0.52692	0.25000	-52.55 %	-3,755.2	3,471	2.39 %
Spirit Airlines Inc. (ISIN: US8465771021)	USD	200	40.30000	30.44000	-24.47 %	-2,358.9	8,062	5.54 %
Walbridge Mining Co Ltd (ISIN: CA9323971023)	CAD	3000	0.95500	0.53000	-44.50 %	-1,391.9	1,698	1.17 %
<b>Exchange traded products(ETF, ETC, ETN)</b>						<b>1,683.5</b>	<b>20,339</b>	<b>13.99 %</b>
iShares MSCI Global Silver Miners ETF (ISIN: US4642863272)	USD	1000	12.89051	15.36000	19.16 %	1,683.5	20,339	13.99 %

30



## SHARE INVESTING

MR WILLIAM LEO MEIKLEJOHN + MRS GAI ROBIN MEIKLEJOHN <MEIKLEJOHN  
SUPER FUND A/C>

531 DARBYS FALLS ROAD  
COWRA NSW 2794

### Holdings

At close of business: 30/06/2021

Trading Account Number: 593907

Code	Company Name	Closing Price	FX Rate	Quantity	Value
CAL:US	Caleres	27.290 USD	1.326	200	7,281.518
MBTN:CH	MEYER BURGER N	0.570 CHF	1.434	7,000	5,750.686
PLBY:US	PLBY Group	38.890 USD	1.326	160	8,301.304
PSTH:US	Pershing Square Tontine Holdings Ltd	22.760 USD	1.326	400	12,145.646
TMKR:US	Tastemaker Acquisition Corp	9.720 USD	1.326	400	5,186.981
<b>Total</b>					<b>38,666.135</b>

While every effort has been made to provide you with an accurate transaction summary, we give no warranty of accuracy or reliability and take no responsibility for any errors or omissions including by negligence. You should confirm the information, holdings and valuations contained herein. All prices and values are denominated in AUD unless otherwise indicated. The ANZ Share Investing service is provided by CMC Markets Stockbroking Limited (ABN 69 081 002 851, AFSL 246381), a Participant of the ASX Group (CMC Markets Stockbroking), SSX (Sydney Stock Exchange) and Chi-X (Chi-X Australia) at the request of Australia and New Zealand Banking Group Limited ABN 11 005 357 522.

Page 3 of 6

Generated : 27/10/2021 04:12 PM



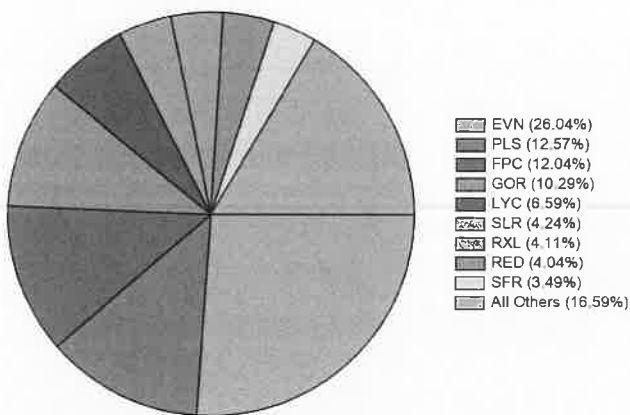
# Financial Year Summary

1 JULY 2020 - 30 JUNE 2021

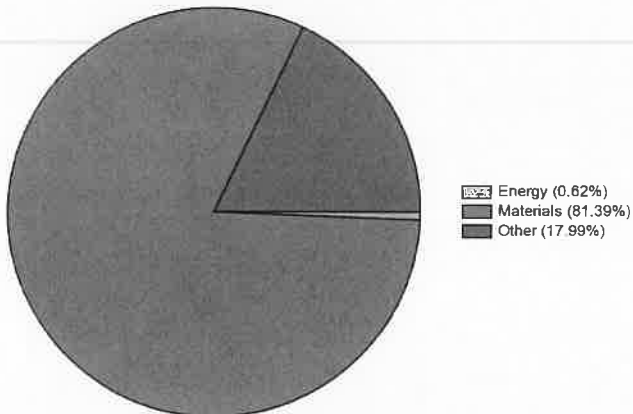
Portfolio Valuation	Account Number	Account Name	Value as at 30 June 2021
Shares	1214293	MR WILLIAM & MRS GAI MEIKLEJOHN - <MEIKLEJOHN SUPER FUND A/C>	\$391,674.34
<b>TOTAL PORTFOLIO VALUE</b>			<b>\$391,674.34</b>

## Allocation as at 30 June 2021

### Shares in your portfolio



### Sectors in your portfolio



Estimated Interest & Dividends	2020-2021 Financial Year
Est. Franked Dividends	\$5,649.54
Est. Unfranked Dividends	\$900.00
Est. Franking Credits	\$2,421.22
Est. Interest Received from Interest Rate Securities	\$0.00
<b>TOTAL INCOME</b>	<b>\$6,549.54</b>

Fees & Charges	2020-2021 Financial Year
Total Brokerage (inc. GST)	\$269.50
Total Subscriptions (inc. GST)	\$0.00
Other Fees (inc. GST)	Nil
<b>TOTAL FEES &amp; CHARGES</b>	<b>\$269.50</b>

#### DISCLAIMER

This statement relates to Westpac Online Investing share trading activities which are provided through Westpac Securities Limited ABN 39 067 924 221, AFSL 233723 ("Westpac Securities") by Australian Investment Exchange Limited ABN 71 076 515 930, AFSL 241400 ("the Participant"), a participant of the ASX Group and Chi-X Australia. Information contained in this statement is believed to be accurate at the time the statement is generated. Westpac Securities and its related entities do not accept any liability for any errors or omissions contained in this statement, or any responsibility for any action taken in reliance on this statement. This statement is a summary document only and it is not intended to replace any document which contains information that may be required for taxation purposes. It does not constitute tax advice. Although we can give you information about your accounts, we are unable to give you tax advice. If you need more information to complete your tax return, please consult your accountant or tax adviser to obtain professional tax advice. You should retain your CHESS statements, dividend statements, confirmation contract notes and bank account statements for income tax purposes. If there are any errors in this statement, please contact us on 13 13 31 (within Australia) or +61 2 8241 0208 (outside Australia), Monday to Friday between 8am and 7pm (AEST).



# Portfolio Valuation

32

30 JUNE 2021

SHARES - 1214293 - HIN 29824207

MR WILLIAM &amp; MRS GAI MEIKLEJOHN - &lt;MEIKLEJOHN SUPER FUND A/C&gt;

Portfolio	Units	Unit Price	Portfolio Value	% of Portfolio
ARD - ARGENT MINERALS FPO (ORDINARY FULLY PAID)	187,500	\$0.0400	\$7,500.00 ✓	1.91%
ARDOA - ARGENT MINERALS OPT OCT21 (OPTION EXPIRING 29-OCT-2021)	18,750	\$0.0060	\$112.50 ✓	0.03%
AZS - AZURE MINERALS FPO (ORDINARY FULLY PAID)	16,579	\$0.2300	\$3,813.17 ✓	0.97%
BBUS - BETA US STRONG BEAR TMF UNITS (BETASHARES US EQY STRONG BEAR - CH (HEDGE FUND))	9,000	\$1.0850	\$9,765.00 ✓	2.49%
BSR - BASSARI RESOURCES FPO (ORDINARY FULLY PAID)	225,000	\$0.0120	\$2,700.00 ✓	0.69%
CZL - CONS ZINC LTD FPO (ORDINARY FULLY PAID)	33,939	\$0.0370	\$1,255.74 ✓	0.32%
CZLOB - CONS ZINC LTD OPT JUN23 (OPTION EXPIRING 01-JUN-2023)	2,424	\$0.0070	\$16.97 ✗	0.00%
EN1 - ENGAGE:BDR LIMITED FPO (ORDINARY FULLY PAID)	13,000	\$0.0050	\$65.00 ✓	0.02%
ESS - ESSENTIAL METALS LTD FPO (ORDINARY FULLY PAID)	45,000	\$0.0950	\$4,275.00 ✓	1.09%
EVN - EVOLUTION MINING LTD FPO (ORDINARY FULLY PAID)	22,666	\$4.5000	\$101,997.00 ✓	26.04%
FPC - FAT PROPHETS GBL LTD FPO (ORDINARY FULLY PAID)	36,286	\$1.3000	\$47,171.80 ✓	12.04%
GOR - GOLD ROAD RES LTD FPO (ORDINARY FULLY PAID)	32,000	\$1.2600	\$40,320.00 ✓	10.29%
JMS - JUPITER MINES. FPO (ORDINARY FULLY PAID)	30,000	\$0.2900	\$8,700.00 ✓	2.22%
JNO - JUNO FPO (ORDINARY FULLY PAID)	1,838	\$0.1950	\$358.41 ✓	0.09%
LYC - LYNAS RARE EARTHS FPO (ORDINARY FULLY PAID)	4,520	\$5.7100	\$25,809.20 ✓	6.59%
OGC - OCEANAGOLD CORP. CDI 1:1 (CHESS DEPOSITARY INTEREST 1:1)	3,000	\$2.4400	\$7,320.00 ✓	1.87%
OKU - OKLO RESOURCES LTD FPO (ORDINARY FULLY PAID)	22,000	\$0.1100	\$2,420.00 ✓	0.62%
PLS - PILBARA MIN LTD FPO (ORDINARY FULLY PAID)	33,948	\$1.4500	\$49,224.60 ✓	12.57%
RED - RED 5 LIMITED FPO (ORDINARY FULLY PAID)	83,334	\$0.1900	\$15,833.46 ✓	4.04%
RXL - ROX RESOURCES FPO (ORDINARY FULLY PAID)	554,541	\$0.0290	\$16,081.69 ✓	4.11%
SBM - ST BARBARA LIMITED FPO (ORDINARY FULLY PAID)	4,180	\$1.7050	\$7,126.90 ✓	1.82%
SFR - SANDFIRE RESOURCES FPO (ORDINARY FULLY PAID)	2,000	\$6.8300	\$13,660.00 ✓	3.49%
SGQ - ST GEORGE MIN LTD FPO (ORDINARY FULLY PAID)	34,966	\$0.0670	\$2,342.72 ✓	0.60%
SLR - SILVER LAKE RESOURCE FPO (ORDINARY FULLY PAID)	10,000	\$1.6600	\$16,600.00 ✓	4.24%
TRY - TROY RESOURCES LTD FPO (ORDINARY FULLY PAID)	902	\$0.0390	\$35.18 ✓	0.01%

Portfolio	Units	Unit Price	Portfolio Value	% of Portfolio
WSA - WESTERN AREAS LTD FPO (ORDINARY FULLY PAID)	3,000	\$2.3900	\$7,170.00 /	1.83%
		<b>TOTAL</b>	<b>\$391,674.34</b>	<b>100.00%</b>



# Interest & Estimated Dividend Summary <sup>34</sup>

1 JULY 2020 - 30 JUNE 2021

SHARES - 1214293 - HIN 29824207

MR WILLIAM & MRS GAI MEIKLEJOHN - <MEIKLEJOHN SUPER FUND A/C>

## ESTIMATED DIVIDEND SUMMARY

### CAJ - CAPITOL HEALTH FPO (ORDINARY FULLY PAID)

Ex-div date	Payment Date	Type	Dividend per share	Units	Est. Unfranked Amount	Est. Franked Amount	Est. Total Dividend	Est. Franking Credit
24-Sep-2020	23-Oct-2020	Final	\$0.0050	12,000	\$0.00	\$60.00	\$60.00	\$25.71
05-Mar-2020	23-Oct-2020	Interim	\$0.0050	12,000	\$0.00	\$60.00	\$60.00	\$25.71
<b>Sub Total</b>					<b>\$0.00</b>	<b>\$120.00</b>	<b>\$120.00</b>	<b>\$51.42</b>

### EVN - EVOLUTION MINING LTD FPO (ORDINARY FULLY PAID)

Ex-div date	Payment Date	Type	Dividend per share	Units	Est. Unfranked Amount	Est. Franked Amount	Est. Total Dividend	Est. Franking Credit
01-Mar-2021	26-Mar-2021	Interim	\$0.0700	22,666	\$0.00	\$1,586.62	\$1,586.62	\$679.98
24-Aug-2020	25-Sep-2020	Final	\$0.0900	22,666	\$0.00	\$2,039.94	\$2,039.94	\$874.26
<b>Sub Total</b>					<b>\$0.00</b>	<b>\$3,626.56</b>	<b>\$3,626.56</b>	<b>\$1,554.24</b>

### FPC - FAT PROPHETS GBL LTD FPO (ORDINARY FULLY PAID)

Ex-div date	Payment Date	Type	Dividend per share	Units	Est. Unfranked Amount	Est. Franked Amount	Est. Total Dividend	Est. Franking Credit
31-May-2021	16-Jun-2021	Interim	\$0.0300	36,286	\$0.00	\$1,088.58	\$1,088.58	\$466.53
<b>Sub Total</b>					<b>\$0.00</b>	<b>\$1,088.58</b>	<b>\$1,088.58</b>	<b>\$466.53</b>

### GOR - GOLD ROAD RES LTD FPO (ORDINARY FULLY PAID)

Ex-div date	Payment Date	Type	Dividend per share	Units	Est. Unfranked Amount	Est. Franked Amount	Est. Total Dividend	Est. Franking Credit
25-Mar-2021	14-Apr-2021	Final	\$0.0150	32,000	\$0.00	\$480.00	\$480.00	\$205.71
<b>Sub Total</b>					<b>\$0.00</b>	<b>\$480.00</b>	<b>\$480.00</b>	<b>\$205.71</b>

### JMS - JUPITER MINES. FPO (ORDINARY FULLY PAID)

Ex-div date	Payment Date	Type	Dividend per share	Units	Est. Unfranked Amount	Est. Franked Amount	Est. Total Dividend	Est. Franking Credit
06-May-2021	21-May-2021	Final	\$0.0200	30,000	\$600.00	\$0.00	\$600.00	\$0.00
03-Nov-2020	18-Nov-2020	Interim	\$0.0100	30,000	\$300.00	\$0.00	\$300.00	\$0.00
<b>Sub Total</b>					<b>\$900.00</b>	<b>\$0.00</b>	<b>\$900.00</b>	<b>\$0.00</b>

### SBM - ST BARBARA LIMITED FPO (ORDINARY FULLY PAID)

Ex-div date	Payment Date	Type	Dividend per share	Units	Est. Unfranked Amount	Est. Franked Amount	Est. Total Dividend	Est. Franking Credit
02-Mar-2021	24-Mar-2021	Interim	\$0.0400	4,180	\$0.00	\$167.20	\$167.20	\$71.66



**SBM - ST BARBARA LIMITED FPO (ORDINARY FULLY PAID)**

Ex-div date	Payment Date	Type	Dividend per share	Units	Est. Unfranked Amount	Est. Franked Amount	Est. Total Dividend	Est. Franking Credit
07-Sep-2020	29-Sep-2020	Final	\$0.0400	4,180	\$0.00	\$167.20	\$167.20	\$71.66
<b>Sub Total</b>					<b>\$0.00</b>	<b>\$334.40</b>	<b>\$334.40</b>	<b>\$143.32</b>
<b>TOTAL</b>					<b>\$900.00</b>	<b>\$5,649.54</b>	<b>\$6,549.54</b>	<b>\$2,421.22</b>

**ESTIMATED INTEREST RECEIVED**

There are no transactions on this account for the given period.

**TOTAL****\$0.00**

(1) This is an estimate prepared by AUSIEX based upon units that you hold in accordance with our records. Your actual entitlement will be determined by whether or not a company's share registry shows you as owning shares at the relevant record dates. Amounts that may have been withheld for failing to provide your tax file number to your share registries are not disclosed on this report.

Dividends are estimated by AUSIEX based on the total registered Units held on the Record Date of the dividend. The following fields are estimated in accordance with the calculations outlined below:

- (a) Units = Total registered units of security held on the Record Date of the dividend  
 (b) Est. Unfranked Amount = Units X Dividend per security X Unfranked %  
 (c) Est. Franked Amount = Units X Dividend per security X Franked %  
 (d) Est. Franking Credit = (Est. Franked Amount X company tax rate)/(100 - company tax rate)  
 (e) Est. Total Dividend = Units x Dividend per security

(2) If you have total franking credit amounts greater than \$5,000, in order to be eligible to claim the benefit of the franking credit, you must have held the security for at least 45 consecutive days, not including date of purchase and date of sale. Where the 45 day holding requirement has not been satisfied, the holding period rule (also known as the 45 day rule) may apply to deny the franking credits attached to the dividend received in respect of the particular security. If you have bought shares in the special 2 day trading period that is available after a company's shares go "ex-dividend" then you may not be entitled to franking credits on these shares. If that situation applies to you please speak to your tax adviser.

Please refer to your dividend statement provided by the Share Registry for any foreign tax credits you may be entitled to and breakdown of any trust distribution you may have received.

For details of the components of your ASX listed trust distributions you will need to refer to the Annual Tax Statement issued by the trust manager.

**DISCLAIMER**

This statement relates to Westpac Online Investing share trading activities which are provided through Westpac Securities Limited ABN 39 087 924 221, AFSL 233723 ("Westpac Securities") by Australian Investment Exchange Limited ABN 71 076 515 930, AFSL 241400 ("the Participant"), a participant of the ASX Group and Chi-X Australia. Information contained in this statement is believed to be accurate at the time the statement is generated. Westpac Securities and its related entities do not accept any liability for any errors or omissions contained in this statement, or any responsibility for any action taken in reliance on this statement. This statement is a summary document only and it is not intended to replace any document which contains information that may be required for taxation purposes. It does not constitute tax advice. Although we can give you information about your accounts, we are unable to give you tax advice. If you need more information to complete your tax return, please consult your accountant or tax adviser to obtain professional tax advice. You should retain your CHESS statements, dividend statements, confirmation contract notes and bank account statements for income tax purposes. If there are any errors in this statement, please contact us on 13 13 31 (within Australia) or +61 2 8241 0208 (outside Australia), Monday to Friday between 8am and 7pm (AEST).

**GLOSSARY**

Units	The number of registered securities that you own.
Unit Price	The Portfolio Valuation 'Unit Price' is calculated using a 'Reference' Price provided by the ASX which takes into account an adjustment to determine value at Close of Market if the Security does not trade in the Closing Single Price Auction on the Valuation Date. The Unit Price in the Transaction Summary is the average price paid for each unit of stock as detailed in your contract note.
Brokerage	The fee or charge that is paid by you when transacting a buy or sell.
Holder Identification Number (HIN)	When you are CHESS sponsored with a Broker you will be issued a unique number, called a HIN. Multiple holdings can be registered under the single HIN. A HIN starts with the letter X and usually followed by 10 numbers, e.g. X0001234567.
Dividend	A dividend is a payment made to shareholders from the company. This payment is a portion of the company's profits. ASX listed companies typically pay dividends twice a year, usually as an 'interim' dividend and a 'final dividend'. From time to time, a company may also pay a 'special' dividend.
Ex-dividend date	The ex-dividend date occurs two business days before the company's Record Date. To be entitled to a dividend a shareholder must have purchased the shares before the ex-dividend date. If you purchase shares on or after that date, the previous owner of the shares (and not you) is entitled to the dividend.
Interim dividend	A dividend paid during a year representing a return based on the previous six months' financial performance and the outlook for the future.
Final dividend	A dividend paid during a year representing a return based on the previous twelve months' financial performance.
Special dividend	A dividend paid by the company outside typical recurring (interim and final) dividend cycle.
Record date	The record date is the date the share registries use in determining who is entitled to a dividend or entitlement associated with a security. Those who held the security in the company and were on the register on the record date are eligible for the entitlement.
Payment date	The date on which a declared dividend is scheduled to be paid.
Unfranked dividend	Dividends which do not carry a franking credit.
Franked dividend	Franked dividends are paid to security holders out of profits on which the company has already paid tax.
Franking /Imputation Credit	A franking credit is your share of tax paid by a company on the profits from which your dividend are paid. They are also known as Imputation Credits.
Total subscriptions	Total subscriptions can include, but are not limited to: Trader Pro fees, Morningstar research subscription fees and trading alerts.
Other fees	Other fees can include, but are not limited to: Off market transfer fees, conditional trading fees (added as brokerage), rejection fees, early and late settlement fees, fail fees, SRN query, rebooking fees, cheque payment fee or cheque dishonour fees and the printing and posting of contract notes.
Corporate action (CA)	Any action initiated by the company or corporation, for the purpose of giving an entitlement to shareholders.



# Transaction Summary <sup>36</sup>

1 JULY 2020 - 30 JUNE 2021

SHARES - 1214293 - HIN 29824207

MR WILLIAM & MRS GAI MEIKLEJOHN -  
<MEIKLEJOHN SUPER FUND A/C>

Total Buys and Sells	2020 - 2021 Financial Year
Total Buys (inc. Brokerage + GST)	\$47,486.70
Total Sells (inc. Brokerage + GST)	\$46,367.18

## AXE - ARCHER MATERIALS FPO (ORDINARY FULLY PAID)

Date	Type	Quantity	Unit Price	Trade Value	Brokerage+GST	GST	CNote	Total Value
01-Feb-2021	Sell	-20,618	\$0.6963	-\$14,356.26	\$26.95	\$2.45	34893712	-\$14,329.31
<b>Sub Total</b>					<b>\$26.95</b>	<b>\$2.45</b>		<b>-\$14,329.31</b>

## BBUS - BETA US STRONG BEAR TMF UNITS (TRADING MANAGED FUND UNITS FULLY PAID)

Date	Type	Quantity	Unit Price	Trade Value	Brokerage+GST	GST	CNote	Total Value
24-Nov-2020	Buy	2,000	\$1.7300	\$3,460.00	\$26.95	\$2.45	34295216	\$3,486.95
27-Aug-2020	Buy	3,000	\$1.9850	\$5,955.00	\$26.95	\$2.45	33411040	\$5,981.95
<b>Sub Total</b>					<b>\$53.90</b>	<b>\$4.90</b>		<b>\$9,468.90</b>

## CAJ - CAPITOL HEALTH FPO (ORDINARY FULLY PAID)

Date	Type	Quantity	Unit Price	Trade Value	Brokerage+GST	GST	CNote	Total Value
01-Feb-2021	Sell	-12,000	\$0.2750	-\$3,300.00	\$26.95	\$2.45	34893769	-\$3,273.05
<b>Sub Total</b>					<b>\$26.95</b>	<b>\$2.45</b>		<b>-\$3,273.05</b>

## FPC - FAT PROPHETS GBL LTD FPO (ORDINARY FULLY PAID)

Date	Type	Quantity	Unit Price	Trade Value	Brokerage+GST	GST	CNote	Total Value
11-Jan-2021	Sell	-10,836	\$1.3200	-\$14,303.52	\$26.95	\$2.45	34688186	-\$14,276.57
11-Jan-2021	Sell	-10,752	\$1.3500	-\$14,515.20	\$26.95	\$2.45	34688185	-\$14,488.25
<b>Sub Total</b>					<b>\$53.90</b>	<b>\$4.90</b>		<b>-\$28,764.82</b>

## LYC - LYNAS CORPORATION FPO (ORDINARY FULLY PAID)

Date	Type	Quantity	Unit Price	Trade Value	Brokerage+GST	GST	CNote	Total Value
22-Jul-2020	Buy	4,000	\$2.1800	\$8,720.00	\$26.95	\$2.45	33027317	\$8,746.95
<b>Sub Total</b>					<b>\$26.95</b>	<b>\$2.45</b>		<b>\$8,746.95</b>

## PLS - PILBARA MIN LTD FPO (ORDINARY FULLY PAID)

Date	Type	Quantity	Unit Price	Trade Value	Brokerage+GST	GST	CNote	Total Value
18-Aug-2020	Buy	30,000	\$0.3650	\$10,950.00	\$26.95	\$2.45	33296826	\$10,976.95
<b>Sub Total</b>					<b>\$26.95</b>	<b>\$2.45</b>		<b>\$10,976.95</b>

**SFR - SANDFIRE RESOURCES FPO (ORDINARY FULLY PAID)**

Date	Type	Quantity	Unit Price	Trade Value	Brokerage+GST	GST	CNote	Total Value
16-Apr-2021	Buy	2,000	\$6.1200	\$12,240.00	\$26.95	\$2.45	35612296	\$12,266.95
<b>Sub Total</b>					<b>\$26.95</b>	<b>\$2.45</b>		<b>\$12,266.95</b>

**WSA - WESTERN AREAS LTD FPO (ORDINARY FULLY PAID)**

Date	Type	Quantity	Unit Price	Trade Value	Brokerage+GST	GST	CNote	Total Value
11-Mar-2021	Buy	3,000	\$2.0000	\$6,000.00	\$26.95	\$2.45	35317440	\$6,026.95
<b>Sub Total</b>					<b>\$26.95</b>	<b>\$2.45</b>		<b>\$6,026.95</b>



**GOLD  
ROAD  
RESOURCES**

ABN 13 109 289 527

T 000659 000 GOR



MR WILLIAM MEIKLEJOHN &  
MRS GAI MEIKLEJOHN  
<MEIKLEJOHN SUPER FUND A/C>  
PO BOX 390  
COWRA NSW 2794

**Update your information:**

38

**Online:**  
[www.computershare.com.au/easyupdate/GOR](http://www.computershare.com.au/easyupdate/GOR)

**By Mail:**  
Computershare Investor Services Pty Limited  
GPO Box 2975 Melbourne  
Victoria 3001 Australia

**Enquiries:**

(within Australia) 1300 850 505  
(international) +61 3 9415 4000

**Holder Identification Number (HIN)**

**HIN WITHHELD**

ASX Code	GOR
TFN/ABN Status	Not Quoted
Record Date	26 March 2021
Payment Date	14 April 2021

**2020 Final Dividend**

Dear Shareholder,

This payment represents a final dividend of 1.5 cents per share in respect of the six months ended 31 December 2020. This dividend is paid on the shares registered in your name and entitled to participate as at the record date of 26 March 2021. This payment is 100% franked at the corporate tax rate of 30%.

Please register at [www.computershare.com.au/easyupdate/GOR](http://www.computershare.com.au/easyupdate/GOR) in order to update your TFN, bank account and other details online.

Class Description	Amount per Security	Number of Securities	Franked Amount	Unfranked Amount	Gross Payment
Ordinary Shares	1.5 cents	32,000	\$480.00	\$0.00	\$480.00
<b>Net Payment</b>					<b>\$480.00</b>
Franking Credit					\$205.71

**Note:** You should retain this statement to assist you in preparing your tax return.

**Important Notice**

We note that as at the Record Date we had not received your direct credit banking instructions and as a result, in accordance with the Company's direct credit dividend payment policy, we have been unable to effect payment of your dividend entitlement. Your dividend entitlement will be deposited into your nominated account after receipt of your valid direct credit banking instructions. Please register at [www.computershare.com.au/easyupdate/GOR](http://www.computershare.com.au/easyupdate/GOR) in order to update your direct credit banking instructions online.

If you have submitted your direct credit banking instructions since the Record Date, we will be banking your payment entitlement shortly. Upon crediting the dividend payment to your nominated account, a further advice will be sent to your registered address to confirm the deposit of that amount.



**Australian Government**  
**Australian Taxation Office**

**Agent** BALANCE ACCOUNTANTS & ADVISERS  
**Client** THE TRUSTEE FOR MEIKLEJOHN SUPERANNUATION FUND  
**ABN** 48 254 188 699  
**TFN** 97 472 602

34

## Activity statement 001

<b>Date generated</b>	04/11/2021
<b>Overdue</b>	\$0.00
<b>Not yet due</b>	\$0.00
<b>Balance</b>	\$0.00

## Transactions

20 results found - from **04 November 2019** to **04 November 2021** sorted by **processed date** ordered **newest to oldest**

Processed date	Effective date	Description	Debit (DR)	Credit (CR)	Balance
2 Nov 2021	1 Nov 2021	Payment received		\$2,779.00	\$0.00
1 Nov 2021	1 Nov 2021	General interest charge			\$2,779.00 DR
31 Oct 2021	28 Oct 2021	Original Activity Statement for the period ending 30 Sep 21 - PAYG Instalments	\$2,779.00		\$2,779.00 DR
1 Aug 2021	1 Aug 2021	General interest charge			\$0.00
1 Aug 2021	28 Jul 2021	Original Activity Statement for the period ending 30 Jun 21 - PAYG Instalments	\$2,779.00		\$0.00
12 Jul 2021	9 Jul 2021	Payment received		\$2,779.00	\$2,779.00 CR
2 May 2021	28 Apr 2021	Original Activity Statement for the period ending 31 Mar 21 - PAYG Instalments	\$2,779.00		\$0.00
28 Apr 2021	27 Apr 2021	Payment received		\$2,779.00	\$2,779.00 CR
7 Apr 2021	7 Apr 2021	General interest charge			\$0.00
7 Apr 2021	6 Apr 2021	Payment received		\$2,965.00	\$0.00
1 Apr 2021	1 Apr 2021	General interest charge			\$2,965.00 DR