

D L MCMILLAN SUPERANNUATION FUND
PROFIT/LOSS ON DISPOSAL OF INVESTMENT AT 20 JULY 2020

Asset Details

Account Code 747/001
 Asset Infocus Portfolio Sma00237990
 Date Sold 20 July 2020

Disposal Details

	Profit/(Loss) Summary	Taxable	Non Taxable	Total
Units Sold	1.0000			
Original Cost	10,007.81			
Consideration	11,388.21	949.87	474.94	1,424.81
Total Tax Deferred [^]				
- Tax Deferred and Tax Exempt	44.41			
- Tax Free	0.00			
Building Depreciation				
Notional Capital Gain	0.00			
Total Profit/(Loss)	1,424.81			

(Building depreciation and Notional capital gain are not included in the calculations or journal entries but as an adjustment to Taxable Capital Profits/(Losses))

For assets acquired before 21 September 1999 and held for 12 months or more, a fund can calculate capital gains using either the Indexation Method or the Discounted Method. For assets acquired after 21 September 1999 and held for 12 months or more, a fund can only calculate capital gains using the Discounted Method. For assets held less than 12 months, neither the Indexation Method or Discounted Method can be used. These disposals generate "Other" Capital Gains/Losses.

Journal Entry

This Journal Entry assumes the consideration received has been posted to the Disposal of Investments Proceeds Account (A/c: 491)

Account Description	Account	Units	Debit	Credit	Tax Deferred	Disc Capital Gain
Disposal of Investments Proceeds Account	491		11,388.21			
Infocus Portfolio Sma00237990	747/001	1.0000		10,007.81		
Taxable Profit/(Loss)	235/003			949.87		
Non Taxable Profit/(Loss)	236/003			474.94		
Distributions Received	238/001		44.41		44.41	

* Best/selected method

[^] Tax adjustments include deferred tax and tax free components

D L MCMILLAN SUPERANNUATION FUND
PROFIT/LOSS ON DISPOSAL OF INVESTMENT AT 20 JULY 2020

Asset Details

Account Code 747/001
 Asset Infocus Portfolio Sma00237990
 Date Sold 20 July 2020

Transactions Details

Transaction Date	Transaction Type	Units	Cost	Cost Base Adjust [^]	Adjusted Cost Base	CPI Purchase	CPI Sale	CGT Cost Base	Consideration	Method	Taxable Profit/(Loss)*	Non Taxable Profit/(Loss)*
Purchase Transactions												
19/01/2016	Purchase	1.0000	10,007.81	44.41	9,963.40			9,963.40	11,388.21	Discounted *	949.87	474.94
19/01/2016	Instalment									Indexation	1,424.81	
19/01/2016	Instalment									Other *		
19/01/2016	Instalment									Other *		
19/01/2016	Instalment									Other *		
19/01/2016	Instalment									Other *		
19/01/2016	Instalment									Other *		
19/01/2016	Instalment									Other *		
19/01/2016	Instalment									Other *		
19/01/2016	Instalment									Other *		
19/01/2016	Instalment									Other *		
19/01/2016	Instalment									Other *		
		1.0000	10,007.81	44.41	9,963.40			9,963.40	11,388.21		949.87	474.94

[^] Tax adjustments include deferred tax and tax free components.

* Best/selected method

Income Transactions

Transaction Date	Transaction Type	Income	Tax Deferred	Building Dpn	Tax Free	CPI Income	CPI Sale	Indexed Tax Deferred
30/06/2016		231.5100	2.39					2.39
30/06/2017		995.4500	18.52	0.33				18.52
30/06/2018		1,677.5900	23.50	0.78				23.50
30/06/2020		291.0800	4.29					
		3,195.6300	44.41	5.40				44.41



Investment summary

D L McMillan Superannuation Fund

Prepared by Mr SMA Adviser of Praemium

Your adviser

Address Level 3 50 Queen St, Melbourne, VIC, 3000, AUS
Email Address support@praemium.com.au
Contact Number 86221222

Your details

Address Unit 36, 21 Usher Avenue, LABRADOR, QLD, 4215, AUS
Email Address debs200000@yahoo.com.au
Contact Number



To access live updates, log in to your investor portal
Use your mobile phone camera to scan this image

1-3

D L McMillan Superannuation Fund

Investment summary

01 Jul 2020 to 30 Jun 2021



Your account	\$	Your performance	Since 01/07/2020
Starting market value	11,578.80	Periods to 09 Jul 2020	
Total additions	25.91	Portfolio return before expenses (TWR)	0.58%
Total withdrawals	-11,651.75	Portfolio return after expenses (TWR)	0.46%
Net addition	-		
Realised and unrealised gains/losses	2.74		
Total income net of foreign tax paid	57.69		
Portfolio management fees	-13.39		
Total expenses	-13.39		
Forex movements	-		
Net internal transfers	-		
Ending market value	11,625.84		

Asset class allocation

There were no holdings as at 17 Aug 2021.

1.4

D L McMillan Superannuation Fund (SMA00237990)

Investment movements

01 Jul 2020 to 30 Jun 2021



Asset	Investment movements					Income						
	Starting market value \$	Purchases \$	Sales \$	Net adj and other \$	Gain/loss \$	Ending market value \$	Income \$	Franking credits \$	Total return \$	Total return %	Capital return %	Income return %
Domestic Shares												
AGL	136.40	-	-135.22	-	-1.18	-	-	-	-1.18	-0.9%	-0.9%	-
AMC	144.80	-	-147.28	-	2.48	-	-	-	2.48	1.7%	1.7%	-
BHP	179.10	-	-181.75	-	2.65	-	-	-	2.65	1.5%	1.5%	-
BXB	119.57	-	-119.52	-	-0.05	-	-	-	-0.05	-	-	-
CAR	106.44	-	-107.42	-	0.98	-	-	-	0.98	0.9%	0.9%	-
CBA	69.42	-	-69.75	-	0.33	-	-	-	0.33	0.5%	0.5%	-
IAG	132.71	-	-128.68	-	-4.03	-	-	-	-4.03	-3.0%	-3.0%	-
ILU	145.18	-	-148.59	-	3.41	-	-	-	3.41	2.4%	2.4%	-
LNK	135.30	-	-139.41	-	4.11	-	-	-	4.11	3.0%	3.0%	-
MPL	131.56	-	-129.45	-	-2.11	-	-	-	-2.11	-1.6%	-1.6%	-
OSH	95.10	-	-92.47	-	-2.63	-	-	-	-2.63	-2.8%	-2.8%	-
OZL	98.64	-	-107.27	-	8.63	-	-	-	8.63	8.8%	8.8%	-
SHL	121.72	-	-122.80	-	1.08	-	-	-	1.08	0.9%	0.9%	-
TLS	147.11	-	-163.44	-	16.33	-	-	-	16.33	11.1%	11.1%	-
WBC	197.45	-	-196.79	-	-0.66	-	-	-	-0.66	-0.3%	-0.3%	-
WHC	51.48	-	-54.43	-	2.95	-	-	-	2.95	5.7%	5.7%	-
WPL	129.90	-	-129.32	-	-0.58	-	-	-	-0.58	-0.5%	-0.5%	-

TS

D L McMillan Superannuation Fund (SMA00237990)

Investment movements



01 Jul 2020 to 30 Jun 2021

Investments continued

Asset	Investment movements						Income						
	Starting market value \$	Purchases \$	Sales \$	Net adj and other \$	Gain/loss \$	Ending market value \$	Income \$	Franking credits \$	Total return %	Capital return %	Income return %		
Domestic Shares	2,141.88	-	-2,173.59	-	31.71	-	-	-	31.71	1.5%	1.5%	-	
International Shares													
F100	BETASHARES FTSE 100 ETF	671.50	-	-665.87	-	-5.63	-	10.00	-	4.37	0.7%	-0.8%	1.5%
FUEL	BETASHARES GLOBAL ENERGY COMPANIES ETF - CURRENCY HEDGED	1,216.80	-	-1,185.39	-	-31.41	-	23.51	-	-7.90	-0.7%	-2.6%	1.9%
IEM	ISHARES MSCI EMERGING MARKETS ETF	117.96	-	-123.74	-	5.78	-	0.72	-	6.50	5.5%	4.9%	0.6%
IEU	ISHARES EUROPE ETF	535.95	-	-537.42	-	1.47	-	6.49	-	7.96	1.5%	0.3%	1.2%
IJP	ISHARES MSCI JAPAN ETF	970.92	-	-948.86	-	-22.06	-	7.97	-	-14.09	-1.5%	-2.3%	0.8%
IKO	ISHARES MSCI SOUTH KOREA ETF	515.22	-	-510.56	-	-4.66	-	9.54	-	4.88	1.0%	-0.9%	1.9%
INT0011AU	MORNINGSTAR MULTI ASSET RL RET FD - CL Z	875.93	-	-873.88	-	-2.05	-	-	-	-2.05	-0.2%	-0.2%	-
INT0016AU	MORNINGSTAR INTERNATIONAL SHARES HDGD Z	1,097.71	-	-1,114.68	-	16.97	-	-	-	16.97	1.6%	1.6%	-
INT0017AU	MORNINGSTAR INTERNATIONAL SHARES UNHDG Z	411.49	-	-415.25	-	3.76	-	-	-	3.76	0.9%	0.9%	-
MSTR	MORNINGSTAR INTERNATIONAL SHARES ACTIVE ETF (MANAGED FUND)	245.05	-	-248.15	-	3.10	-	-	-	3.10	1.3%	1.3%	-
VEQ	VANGUARD FTSE EUROPE SHARES ETF	158.55	-	-157.92	-	-0.63	-	1.83	-	1.20	0.8%	-0.4%	1.2%
VGE	VANGUARD FTSE EMERGING MARKETS SHARES ETF	259.80	-	-274.65	-	14.85	-	1.65	-	16.50	6.4%	5.7%	0.6%
Totals		7,076.88	-	-7,056.37	-	-20.51	-	61.71	-	41.20	0.6%	-0.3%	0.9%

16

D L McMillan Superannuation Fund (SMA00237990)

Investment movements

01 Jul 2020 to 30 Jun 2021



Asset	Investment movements					Income					
	Starting market value \$	Purchases \$	Sales \$	Net adj and other \$	Gain/loss \$	Ending market value \$	Income \$	Franking credits \$	Total return %	Capital return %	Income return %
Domestic Listed Property											
GPT	104.25	-	-102.66	-	-1.59	-	-	-	-1.59	-1.5%	-1.5%
SCG	91.14	-	-88.35	-	-2.79	-	-	-	-2.79	-3.1%	-3.1%
Totals	195.39	-	-191.01	-	-4.38	-	-	-	-4.38	-2.2%	-2.2%
International Listed Property											
URW	72.72	-	-72.92	-	0.20	-	-	-	0.20	0.3%	0.3%
Totals	72.72	-	-72.92	-	0.20	-	-	-	0.20	0.3%	0.3%
Domestic Fixed Interest											
IAF	233.02	-	-230.53	-	-2.49	-	1.66	-	-0.83	-0.4%	-1.1%
ILB	127.65	-	-126.84	-	-0.81	-	0.51	-	-0.30	-0.2%	-0.6%
QPON	206.80	-	-206.32	-	-0.48	-	0.10	-	-0.38	-0.2%	-0.2%
Totals	567.47	-	-563.69	-	-3.78	-	2.27	-	-1.51	-0.3%	-0.7%
International Fixed Interest											
INT0082AU	131.31	-	-132.28	-	0.97	-	-	-	0.97	0.7%	0.7%
Totals	131.31	-	-132.28	-	0.97	-	-	-	0.97	0.7%	0.7%
Cash & Equivalents											
BILL	902.70	-	-901.23	-	-1.47	-	0.29	-	-1.18	-0.1%	-0.2%
Totals	902.70	-	-901.23	-	-1.47	-	0.29	-	-1.18	-0.1%	-0.2%

D L McMillan Superannuation Fund (SMA00237990)

Investment movements

01 Jul 2020 to 30 Jun 2021



Investments continued

Asset	Investment movements				Income							
	Starting market value	Purchases	Sales	Net adj and other	Gain/loss	Ending market value	Income	Franking credits	Total return	Capital return	Income return	
	\$	\$	\$	\$	\$	\$	\$	\$	%	%	%	
Totals for all assets	11,088.35	-	-11,091.09	-	2.74	-	64.27	-	67.01	0.6%	-	0.6%

Other assets and liabilities

Asset or liability	Investment activity							Closing balance		
	Opening balance	Purchases & sales	Other	Income	Interest receipts	Internal transfers	Expenses		Deposits	Withdrawals
	\$	\$	\$	\$	\$	\$	\$	\$	\$	
Cash	442.66	11,091.09	-	105.35	0.13	-	-13.39	25.91	-11,651.75	-
Totals	442.66	11,091.09	-	105.35	0.13	-	-13.39	25.91	-11,651.75	-
Receivables and payables	47.79	-	-	-	-	-	-	-	-	-
Totals	47.79	-	-	-	-	-	-	-	-	-
Other assets and liabilities	490.45	11,091.09	-	105.35	0.13	-	-13.39	25.91	-11,651.75	-

Gain/loss

The gain/loss is the net of the realised and unrealised gain/loss for the performance period. The gain/loss for short options will include a realised gain from the option premium received within the period. The performance gain/loss is different from the gain/loss shown in valuation or taxation reports, which is calculated using the original cost base at a tax lot level. Please note, accurate gain/loss reporting is dependent on the provision of complete and accurate cost information across the portfolio.

Total return amount for investments

This is the total dollar return based on the realised and unrealised Gain/loss for the period before expenses, plus income and franking credits accrued. Investment movement amounts are included on an accrual basis, net of transaction costs such as brokerage.

Percentage investment returns

The percentage return for each investment is before expenses and has been calculated using the approximate return method. This method calculates the percentage total return by dividing the total return amount by the starting market value plus net investment movements within the performance period. If the ending value is zero, the total return amount including franking credits is just divided by starting value.

The percentage return attributable to income is the sum of total income and franking credits divided by the starting value plus the net of investment movements, expressed as a percentage.

The percentage capital return, which is the percentage return attributable to the investment's realised and unrealised Gain/loss, is the total percentage return minus the percentage income return.

Past performance is not an indication of future performance.

D L McMillan Superannuation Fund (SMA00237990)

Income by ex-date

01 Jul 2020 to 30 Jun 2021



Income transactions

Asset	Ex date	Payment date	Total income	DRP	Cash	Receivable	WHT	Foreign tax paid	Franking credits
Included assets									
Distributions									
BILL	1/07/2020	13/07/2020	0.29	-	0.29	-	-	-	-
F100	1/07/2020	16/07/2020	10.00	-	9.83	-	-	0.17	-
FUEL	1/07/2020	16/07/2020	23.51	-	21.05	-	-	2.46	-
BETASHARES GLOBAL ENERGY COMPANIES ETF - CURRENCY HEDGED									
IAF	1/07/2020	13/07/2020	1.66	-	1.66	-	-	-	-
IEM	1/07/2020	13/07/2020	0.72	-	0.61	-	-	0.11	-
IEU	1/07/2020	13/07/2020	6.49	-	5.48	-	-	1.01	-
IJP	1/07/2020	13/07/2020	7.97	-	6.77	-	-	1.20	-
IKO	1/07/2020	13/07/2020	9.54	-	8.12	-	-	1.42	-
ILB	1/07/2020	13/07/2020	0.51	-	0.51	-	-	-	-
QPON	1/07/2020	16/07/2020	0.10	-	0.10	-	-	-	-
BETASHARES AUSTRALIAN BANK SENIOR FLOATING RATE BOND ETF									
VEQ	1/07/2020	16/07/2020	1.83	-	1.66	-	-	0.17	-
VGE	1/07/2020	16/07/2020	1.65	-	1.48	-	-	0.17	-
Distributions totals									
			64.27	-	57.56	-	-	6.71	-
Interest from cash									
AUDCASH	9/07/2020	9/07/2020	0.03	-	0.03	-	-	-	-
AUDCASH	1/07/2020	1/07/2020	0.10	-	0.10	-	-	-	-
Interest from cash totals									
			0.13	-	0.13	-	-	-	-
Totals for included assets			64.40	-	57.69	-	-	6.71	-
Totals for all assets			64.40	-	57.69	-	-	6.71	-

19

D L McMillan Superannuation Fund (SMA00237990)

Taxation income

01 Jul 2020 to 30 Jun 2021



1-10

Income transactions ^(a)

Asset	Tax date	Interest \$	Unfranked \$	Franked \$	Franking credits entitlement			Trust cap gains \$	Non-assess \$	Gross franking credits excl \$	Aust Foreign taxes \$	Foreign Expenses taxes withheld \$	Cash \$	DRP \$	To be received \$
					Other Aust \$	Gross foreign \$	Gross \$								
Interest															
MAIN CASH ACCOUNT															
AUDCASH	01/07/2020	0.10	-	-	-	-	-	-	-	0.10	-	-	0.10	-	-
AUDCASH	09/07/2020	0.03	-	-	-	-	-	-	-	0.03	-	-	0.03	-	-
AUDCASH totals		0.13	-	-	-	-	-	-	-	0.13	-	-	0.13	-	-
Totals		0.13	-	-	-	-	-	-	-	0.13	-	-	0.13	-	-
Income transaction totals		0.13	-	-	-	-	-	-	-	0.13	-	-	0.13	-	-

(a) The income transactions disclosed in this report are recognised on a tax-derivation basis. For more details about each column, refer to the corresponding sub-section under the Income - additional information section.

Non-CGT gains/losses

There were no non-CGT gains/losses within the period.

Income transactions - additional information

Asset	Tax date	Interest ^(a) \$	Interest exempt from NRWT ^(b) \$	Interest total \$
MAIN CASH ACCOUNT				
AUDCASH	01/07/2020	0.10	-	0.10
AUDCASH	09/07/2020	0.03	-	0.03
AUDCASH totals		0.13	-	0.13
Totals		0.13	-	0.13

D L McMillan Superannuation Fund (SMA00237990)

Taxation income

01 Jul 2020 to 30 Jun 2021



Income transactions - additional information continued

(a) The amount of interest that is subject to non-resident withholding tax (NRWT).
 (b) The amount of interest that is not subject to non-resident withholding tax (NRWT).

Capital Withholding tax

Asset	Transaction Date	Capital withholding tax
Totals		-

Income accrued in previous period

Asset	Tax date	Payment date	Total income	Cash	DRP	Tax withheld	Franking credits	Foreign income tax offsets
BILL	30/06/2020	13/07/2020	\$ 0.29	\$ 0.29	-	-	-	-
F100	30/06/2020	16/07/2020	10.00	9.83	-	-	-	0.17
FUEL	30/06/2020	16/07/2020	23.51	21.05	-	-	-	2.46
IAF	30/06/2020	13/07/2020	1.66	1.66	-	-	-	-
IEM	30/06/2020	13/07/2020	0.72	0.61	-	-	-	0.11
IEU	30/06/2020	13/07/2020	6.49	5.48	-	-	-	1.01
IJP	30/06/2020	13/07/2020	7.97	6.77	-	-	-	1.20
IKO	30/06/2020	13/07/2020	9.54	8.12	-	-	-	1.42
ILB	30/06/2020	13/07/2020	0.51	0.51	-	-	-	-
INT0011AU	30/06/2020	15/07/2020	14.11	13.38	-	-	0.72	0.73
INT0017AU	30/06/2020	15/07/2020	29.42	28.28	-	-	-	1.14
INT0082AU	30/06/2020	15/07/2020	6.13	6.13	-	-	0.01	-
QPON	30/06/2020	16/07/2020	0.10	0.10	-	-	-	-
VEQ	30/06/2020	16/07/2020	1.83	1.66	-	-	-	0.17
VGE	30/06/2020	16/07/2020	1.65	1.48	-	-	-	0.17
Totals			113.93	105.35	-	-	0.73	8.58

NCMI

There were no amounts recorded in this period.

11

D L McMillan Superannuation Fund (SMA00237990)

Taxation income

01 Jul 2020 to 30 Jun 2021



Income summary ^(a)

	Interest	Unfranked	Franked	Franking credits	Other Aust	Gross foreign	Trust cap gains	Non-assess	Gross excl franking credits	Aust Foreign taxes	Foreign taxes withheld	Cash	DRP	To be received
	\$	\$	\$	\$	\$	\$	\$	\$	\$	\$	\$	\$	\$	\$
Income transactions														
Interest	0.13	-	-	-	-	-	-	-	0.13	-	-	0.13	-	-
Totals	0.13	-	-	-	-	-	-	-	0.13	-	-	0.13	-	-
Totals for all income	0.13	-	-	-	-	-	-	-	0.13	-	-	0.13	-	-

(a) The income disclosed in this report is recognised on a tax-derivation basis. For more details, refer to the corresponding section of the Income transactions report.

1-12

D L McMillan Superannuation Fund (SMA00237990)

Realised CGT

01 Jul 2020 to 30 Jun 2021



Disposals of CGT assets

Capital gain using the different calculation methods

Asset	Tax date	Purchase date	Sale date	Sale quantity	Actual cost \$	Adjusted cost ^(a) \$	Indexed cost \$	Sale proceeds \$	Gross gain \$	Discounted gain ^(b) \$	Capital gain using the different calculation methods			CGT exempt gain/loss \$	
											Indexed gain \$	Other gain \$	CGT gain ^(c) \$		
AGL ENERGY LIMITED, FPO															
AGL	18/03/2020	18/03/2020	09/07/2020	8	132.76	132.76	NA	135.22	2.46	NA	NA	2.46	2.46	NA	NA
AGL totals				8	132.76	132.76	NA	135.22	2.46	NA	NA	2.46	2.46	NA	NA
AMCOR PLC CDI 1:1 FOREIGN EXEMPT NYSE															
AMC	16/03/2020	16/03/2020	09/07/2020	10	104.36	104.36	NA	147.28	42.92	NA	NA	42.92	42.92	NA	NA
AMC totals				10	104.36	104.36	NA	147.28	42.92	NA	NA	42.92	42.92	NA	NA
BHP GROUP LIMITED FPO															
BHP	16/03/2020	16/03/2020	09/07/2020	5	129.40	129.40	NA	181.75	52.35	NA	NA	52.35	52.35	NA	NA
BHP totals				5	129.40	129.40	NA	181.75	52.35	NA	NA	52.35	52.35	NA	NA
ISHARES CORE CASH ETF															
BILL	15/05/2020	15/05/2020	09/07/2020	4	402.28	402.28	NA	400.55	-	NA	NA	NA	NA	-1.73	NA
	04/06/2020	04/06/2020	09/07/2020	5	502.57	502.57	NA	500.68	-	NA	NA	NA	NA	-1.89	NA
BILL totals				9	904.85	904.85	NA	901.23	-	NA	NA	NA	NA	-3.62	NA
BRAMBLES LIMITED FPO															
BXB	08/03/2017	08/03/2017	09/07/2020	9	81.90	81.90	NA	97.79	15.89	10.59	NA	NA	10.59	NA	NA
	20/03/2020	20/03/2020	09/07/2020	2	21.61	21.61	NA	21.73	0.12	NA	NA	0.12	0.12	NA	NA
BXB totals				11	103.51	103.51	NA	119.52	16.01	10.59	NA	0.12	10.71	NA	NA
CARSALLES.COM LIMITED, FPO															
CAR	16/03/2020	16/03/2020	09/07/2020	6	75.34	75.34	NA	107.42	32.08	NA	NA	32.08	32.08	NA	NA
CAR totals				6	75.34	75.34	NA	107.42	32.08	NA	NA	32.08	32.08	NA	NA
COMMONWEALTH BANK OF AUSTRALIA, FPO															
CBA	24/10/2018	24/10/2018	09/07/2020	1	67.34	67.34	NA	69.75	2.41	1.61	NA	NA	1.61	NA	NA
CBA totals				1	67.34	67.34	NA	69.75	2.41	1.61	NA	NA	1.61	NA	NA
BETASHARES FTSE 100 ETF															
F100	13/08/2019	13/08/2019	09/07/2020	54	524.39	524.39	NA	455.15	-	NA	NA	NA	NA	-69.24	NA
	16/03/2020	16/03/2020	09/07/2020	25	204.73	204.73	NA	210.72	5.99	NA	NA	5.99	5.99	NA	NA
F100 totals				79	729.12	729.12	NA	665.87	5.99	NA	NA	5.99	5.99	-69.24	NA
BETASHARES GLOBAL ENERGY COMPANIES ETF - CURRENCY HEDGED															
FUEL	30/10/2019	30/10/2019	09/07/2020	95	530.26	530.26	NA	333.17	-	NA	NA	NA	NA	-197.09	NA
	05/03/2020	05/03/2020	09/07/2020	76	355.23	355.23	NA	266.54	-	NA	NA	NA	NA	-88.69	NA
	10/03/2020	10/03/2020	09/07/2020	17	64.48	64.48	NA	59.62	-	NA	NA	NA	NA	-4.86	NA

1.13

D L McMillan Superannuation Fund (SMA00237990)

Realised CGT

01 Jul 2020 to 30 Jun 2021



Disposals of CGT assets continued

Capital gain using the different calculation methods

Asset	Tax date	Purchase date	Sale date	Sale quantity	Actual cost \$	Adjusted cost ^(a) \$	Indexed cost \$	Sale proceeds \$	Gross gain \$	Discounted gain ^(b) \$	Indexed gain \$	Other gain \$	CGT gain ^(c) \$	CGT loss \$	CGT exempt gain/loss \$
FUEL totals				338	1,371.33	1,371.33	NA	1,185.39	104.70	NA	NA	104.70	104.70	-290.64	NA
GPT GROUP STAPLED SECURITIES FULLY PAID - GPT															
GPT_GPT	20/01/2016	01/07/2017	09/07/2020	16	74.05	67.69	NA	65.23	-	NA	NA	NA	NA	-2.46	NA
	19/03/2020	19/03/2020	09/07/2020	9	32.32	32.32	NA	36.69	4.37	NA	NA	4.37	4.37	NA	NA
GPT_GPT totals				25	106.37	100.01	NA	101.92	4.37	NA	NA	4.37	4.37	-2.46	NA
GPT GROUP STAPLED SECURITIES FULLY PAID - GPTMH															
GPT_GPTMH	20/01/2016	01/07/2017	09/07/2020	16	1.31	1.31	NA	0.47	-	NA	NA	NA	NA	-0.84	NA
	19/03/2020	19/03/2020	09/07/2020	9	0.23	0.23	NA	0.27	0.04	NA	NA	0.04	0.04	NA	NA
GPT_GPTMH totals				25	1.54	1.54	NA	0.74	0.04	NA	NA	0.04	0.04	-0.84	NA
ISHARES CORE COMPOSITE BOND ETF															
IAF	07/03/2017	07/03/2017	09/07/2020	1	105.52	105.52	NA	115.26	9.74	6.49	NA	NA	6.49	NA	NA
	04/06/2020	04/06/2020	09/07/2020	1	116.69	116.69	NA	115.27	-	NA	NA	NA	NA	-1.42	NA
IAF totals				2	222.21	222.21	NA	230.53	9.74	6.49	NA	NA	6.49	-1.42	NA
INSURANCE AUSTRALIA GROUP LIMITED FPO															
IAG	05/03/2020	05/03/2020	09/07/2020	9	62.07	62.07	NA	50.35	-	NA	NA	NA	NA	-11.72	NA
	06/03/2020	06/03/2020	09/07/2020	9	61.14	61.14	NA	50.35	-	NA	NA	NA	NA	-10.79	NA
	18/03/2020	18/03/2020	09/07/2020	5	30.97	30.97	NA	27.98	-	NA	NA	NA	NA	-2.99	NA
IAG totals				23	154.18	154.18	NA	128.68	-	NA	NA	NA	NA	-25.50	NA
ISHARES MSCI EMERGING MARKETS ETF															
IEM	20/01/2016	22/10/2018	09/07/2020	2	83.60	83.60	NA	123.74	40.14	26.76	NA	NA	26.76	NA	NA
IEM totals				2	83.60	83.60	NA	123.74	40.14	26.76	NA	NA	26.76	NA	NA
ISHARES EUROPE ETF															
IEU	17/02/2016	24/09/2018	09/07/2020	9	468.05	468.05	NA	537.42	69.37	46.25	NA	NA	46.25	NA	NA
IEU totals				9	468.05	468.05	NA	537.42	69.37	46.25	NA	NA	46.25	NA	NA
ISHARES MSCI JAPAN ETF															
IJP	20/01/2016	22/10/2018	09/07/2020	12	789.86	789.86	NA	948.86	159.00	106.00	NA	NA	106.00	NA	NA
IJP totals				12	789.86	789.86	NA	948.86	159.00	106.00	NA	NA	106.00	NA	NA
ISHARES MSCI SOUTH KOREA ETF															
IKO	20/01/2016	22/10/2018	09/07/2020	5	337.42	337.42	NA	425.47	88.05	58.70	NA	NA	58.70	NA	NA

1.1f

D L McMillan Superannuation Fund (SMA00237990)

Realised CGT

01 Jul 2020 to 30 Jun 2021



Disposals of CGT assets continued

Capital gain using the different calculation methods

Asset	Tax date	Purchase date	Sale date	Sale quantity	Actual cost \$	Adjusted cost ^(a) \$	Indexed cost \$	Sale proceeds \$	Gross gain \$	Discounted gain ^(b) \$	Indexed gain \$	Other gain \$	CGT gain ^(c) \$	CGT loss \$	CGT exempt gain/loss \$
IKO totals															
ISHARES GOVERNMENT INFLATION ETF															
ILB	07/03/2017	07/03/2017	09/07/2020	1	112.56	112.56	NA	126.84	14.28	9.52	NA	NA	9.52	NA	NA
ILB totals				1	112.56	112.56	NA	126.84	14.28	9.52	NA	NA	9.52	NA	NA
ILUKA RESOURCES LIMITED FPO															
ILU	29/05/2019	29/05/2019	09/07/2020	6	57.74	57.74	NA	52.44	-	NA	NA	NA	NA	-5.30	NA
	30/05/2019	30/05/2019	09/07/2020	1	9.98	9.98	NA	8.74	-	NA	NA	NA	NA	-1.24	NA
	31/05/2019	31/05/2019	09/07/2020	5	49.31	49.31	NA	43.70	-	NA	NA	NA	NA	-5.61	NA
	06/08/2019	06/08/2019	09/07/2020	5	43.87	43.87	NA	43.71	-	NA	NA	NA	NA	-0.16	NA
ILU totals				17	160.90	160.90	NA	148.59	-	NA	NA	NA	NA	-12.31	NA
MORNINGSTAR MULTI ASSET RL RET FD - CLZ															
INT0011AU	19/07/2017	04/09/2019	09/07/2020	905.26	850.53	849.85	NA	873.88	24.03	16.02	NA	NA	16.02	NA	NA
INT0011AU totals				905.26	850.53	849.85	NA	873.88	24.03	16.02	NA	NA	16.02	NA	NA
MORNINGSTAR INTERNATIONAL SHARES HDGD Z															
INT0016AU	21/01/2016	21/01/2016	09/07/2020	1,562.43	575.54	575.54	NA	773.75	198.21	132.14	NA	NA	132.14	NA	NA
	19/03/2020	19/03/2020	09/07/2020	688.45	263.93	263.93	NA	340.93	77.00	NA	NA	77.00	77.00	NA	NA
INT0016AU totals				2,250.88	839.47	839.47	NA	1,114.68	275.21	132.14	NA	77.00	209.14	NA	NA
MORNINGSTAR INTERNATIONAL SHARES UNHDG Z															
INT0017AU	21/01/2016	21/01/2016	09/07/2020	455.94	356.12	356.12	NA	415.25	59.13	39.42	NA	NA	39.42	NA	NA
INT0017AU totals				455.94	356.12	356.12	NA	415.25	59.13	39.42	NA	NA	39.42	NA	NA
MORNINGSTAR INTERNATIONAL BONDS HDGD Z															
INT0082AU	05/06/2017	05/06/2017	09/07/2020	131.67	130.69	130.07	NA	132.28	2.21	1.47	NA	NA	1.47	NA	NA
INT0082AU totals				131.67	130.69	130.07	NA	132.28	2.21	1.47	NA	NA	1.47	NA	NA
LINK ADMINISTRATION HOLDINGS LIMITED FPO															
LNK	30/05/2019	30/05/2019	09/07/2020	6	46.85	46.85	NA	25.35	-	NA	NA	NA	NA	-21.50	NA
	31/05/2019	31/05/2019	09/07/2020	7	42.92	42.92	NA	29.57	-	NA	NA	NA	NA	-13.35	NA
	05/06/2019	05/06/2019	09/07/2020	8	45.27	45.27	NA	33.80	-	NA	NA	NA	NA	-11.47	NA
	06/08/2019	06/08/2019	09/07/2020	7	33.69	33.69	NA	29.57	-	NA	NA	NA	NA	-4.12	NA
	09/06/2020	09/06/2020	09/07/2020	5	24.19	24.19	NA	21.12	-	NA	NA	NA	NA	-3.07	NA
LNK totals				33	192.92	192.92	NA	139.41	-	NA	NA	NA	NA	-53.51	NA

1-15

D L McMillan Superannuation Fund (SMA00237990)

Realised CGT

01 Jul 2020 to 30 Jun 2021



Disposals of CGT assets continued

Asset	Tax date	Purchase date	Sale date	Sale quantity	Actual cost \$	Adjusted cost (a) \$	Indexed cost \$	Sale proceeds \$	Gross gain \$	Discounted gain (b) \$	Indexed gain \$	Other gain \$	CGT gain (c) \$	CGT loss \$	CGT exempt gain/loss \$
MEDIBANK PRIVATE LIMITED FPO															
MPL	05/03/2020	05/03/2020	09/07/2020	22	63.31	63.31	NA	64.73	1.42	NA	NA	1.42	1.42	NA	NA
	06/03/2020	06/03/2020	09/07/2020	22	63.46	63.46	NA	64.72	1.26	NA	NA	1.26	1.26	NA	NA
MPL totals				44	126.77	126.77	NA	129.45	2.68	NA	NA	2.68	2.68	NA	NA
MORNINGSTAR INTERNATIONAL SHARES ACTIVE ETF (MANAGED FUND)															
MSTR	07/05/2020	07/05/2020	09/07/2020	29	228.70	228.70	NA	248.15	19.45	NA	NA	19.45	19.45	NA	NA
MSTR totals				29	228.70	228.70	NA	248.15	19.45	NA	NA	19.45	19.45	NA	NA
OIL SEARCH LIMITED 10 TOEA FPO															
OSH	18/03/2020	18/03/2020	09/07/2020	25	61.39	61.39	NA	77.06	15.67	NA	NA	15.67	15.67	NA	NA
	21/04/2020	05/05/2020	09/07/2020	5	10.50	10.50	NA	15.41	4.91	NA	NA	4.91	4.91	NA	NA
OSH totals				30	71.89	71.89	NA	92.47	20.58	NA	NA	20.58	20.58	NA	NA
OZ MINERALS LIMITED FPO															
OZL	16/12/2019	16/12/2019	09/07/2020	9	103.95	103.95	NA	107.27	3.32	NA	NA	3.32	3.32	NA	NA
OZL totals				9	103.95	103.95	NA	107.27	3.32	NA	NA	3.32	3.32	NA	NA
BETASHARES AUSTRALIAN BANK SENIOR FLOATING RATE BOND ETF															
QPON	31/05/2019	31/05/2019	09/07/2020	8	205.95	205.51	NA	206.32	0.81	0.54	NA	NA	0.54	NA	NA
QPON totals				8	205.95	205.51	NA	206.32	0.81	0.54	NA	NA	0.54	NA	NA
SCENTRE GROUP STAPLED SECURITIES - LIMITED															
SCG_LTD	20/01/2016	20/01/2016	09/07/2020	17	3.11	3.11	NA	1.15	-	NA	NA	NA	NA	-1.96	NA
	24/09/2018	24/09/2018	09/07/2020	8	1.21	1.21	NA	0.54	-	NA	NA	NA	NA	-0.67	NA
	19/03/2020	19/03/2020	09/07/2020	17	0.91	0.91	NA	1.16	0.25	NA	NA	0.25	0.25	NA	NA
SCG_LTD totals				42	5.23	5.23	NA	2.85	0.25	NA	NA	0.25	0.25	-2.63	NA
SCENTRE GROUP STAPLED SECURITIES - TRUST 1															
SCG_T1	20/01/2016	20/01/2016	09/07/2020	25	35.94	37.68	NA	20.70	-	NA	NA	NA	NA	-16.98	NA
	19/03/2020	19/03/2020	09/07/2020	17	11.11	11.11	NA	14.07	2.96	NA	NA	2.96	2.96	NA	NA
SCG_T1 totals				42	47.05	48.79	NA	34.77	2.96	NA	NA	2.96	2.96	-16.98	NA
SCENTRE GROUP STAPLED SECURITIES - TRUST 2															
SCG_T2	20/01/2016	20/01/2016	09/07/2020	17	44.11	44.34	NA	20.51	-	NA	NA	NA	NA	-23.83	NA
	24/09/2018	24/09/2018	09/07/2020	8	19.24	19.65	NA	9.65	-	NA	NA	NA	NA	-10.00	NA
	19/03/2020	19/03/2020	09/07/2020	17	16.18	16.18	NA	20.52	4.34	NA	NA	4.34	4.34	NA	NA
SCG_T2 totals				42	79.53	80.17	NA	50.68	4.34	NA	NA	4.34	4.34	-33.83	NA

1-16

D L McMillan Superannuation Fund (SMA00237990)

Realised CGT

01 Jul 2020 to 30 Jun 2021



Disposals of CGT assets continued

Capital gain using the different calculation methods

Asset	Tax date	Purchase date	Sale date	Sale quantity	Actual cost \$	Adjusted cost (a) \$	Indexed cost \$	Sale proceeds \$	Gross gain \$	Discounted gain (b) \$	Indexed gain \$	Other gain \$	CGT gain (c) \$	CGT loss \$	CGT exempt gain/loss \$
SCENTRE GROUP STAPLED SECURITIES - TRUST 3															
SCG_T3	20/01/2016	20/01/2016	09/07/2020	17	0.08	0.08	NA	0.02	-	NA	NA	NA	NA	-0.06	NA
	24/09/2018	24/09/2018	09/07/2020	8	0.03	0.03	NA	0.01	-	NA	NA	NA	NA	-0.02	NA
	19/03/2020	19/03/2020	09/07/2020	17	0.02	0.02	NA	0.02	-	-	NA	NA	-	NA	NA
SCG_T3 totals				42	0.13	0.13	NA	0.05	-	-	NA	NA	-	-0.08	NA
SONIC HEALTHCARE LIMITED FPO															
SHL	20/01/2016	20/01/2016	09/07/2020	4	69.68	69.68	NA	122.80	53.12	35.41	NA	NA	35.41	NA	NA
SHL totals				4	69.68	69.68	NA	122.80	53.12	35.41	NA	NA	35.41	NA	NA
TELSTRA CORPORATION LIMITED FPO															
TLS	11/05/2018	11/05/2018	09/07/2020	20	64.32	64.32	NA	69.55	5.23	3.49	NA	NA	3.49	NA	NA
	24/09/2018	24/09/2018	09/07/2020	8	25.72	25.72	NA	27.82	2.10	1.40	NA	NA	1.40	NA	NA
	06/05/2020	06/05/2020	09/07/2020	19	59.04	59.04	NA	66.07	7.03	NA	NA	7.03	7.03	NA	NA
TLS totals				47	149.08	149.08	NA	163.44	14.36	4.89	NA	7.03	11.92	NA	NA
UNIBAIL-RODAMCO-WESTFIELD CDI 20:1 FOREIGN EXEMPT XPAR															
URW	19/03/2020	19/03/2020	09/07/2020	3	14.96	14.96	NA	12.15	-	NA	NA	NA	NA	-2.81	NA
	23/03/2020	23/03/2020	09/07/2020	15	76.14	76.14	NA	60.77	-	NA	NA	NA	NA	-15.37	NA
URW totals				18	91.10	91.10	NA	72.92	-	NA	NA	NA	NA	-18.18	NA
VANGUARD FTSE EUROPE SHARES ETF															
VEQ	05/04/2018	05/04/2018	09/07/2020	3	163.54	164.33	NA	157.92	-	NA	NA	NA	NA	-6.41	NA
VEQ totals				3	163.54	164.33	NA	157.92	-	NA	NA	NA	NA	-6.41	NA
VANGUARD FTSE EMERGING MARKETS SHARES ETF															
VGE	24/10/2018	24/10/2018	09/07/2020	2	120.96	121.21	NA	137.32	16.11	10.74	NA	NA	10.74	NA	NA
	20/03/2020	20/03/2020	09/07/2020	1	60.68	60.73	NA	68.67	7.94	NA	NA	7.94	7.94	NA	NA
	25/03/2020	25/03/2020	09/07/2020	1	61.40	61.44	NA	68.66	7.22	NA	NA	7.22	7.22	NA	NA
VGE totals				4	243.04	243.38	NA	274.65	31.27	10.74	NA	15.16	25.90	NA	NA
WESTPAC BANKING CORPORATION FPO															
WBC	16/12/2019	16/12/2019	09/07/2020	5	125.15	125.15	NA	89.45	-	NA	NA	NA	NA	-35.70	NA
	06/05/2020	06/05/2020	09/07/2020	6	96.48	96.48	NA	107.34	10.86	NA	NA	10.86	10.86	NA	NA
WBC totals				11	221.63	221.63	NA	196.79	10.86	NA	NA	10.86	10.86	-35.70	NA
WHITEHAVEN COAL LIMITED FPO															
WHC	16/12/2019	16/12/2019	09/07/2020	36	99.48	99.48	NA	54.43	-	NA	NA	NA	NA	-45.05	NA

1.17

D L McMillan Superannuation Fund (SMA00237990)

Realised CGT

01 Jul 2020 to 30 Jun 2021



Disposals of CGT assets continued

Asset	Capital gain using the different calculation methods														
	Tax date	Purchase date	Sale date	Sale quantity	Actual cost \$	Adjusted cost (a) \$	Indexed cost \$	Sale proceeds \$	Gross gain \$	Discounted gain (b) \$	Indexed gain \$	Other gain \$	CGT gain (c) \$	CGT loss \$	CGT exempt gain/loss \$
WHC totals				36	99.48	99.48	NA	54.43	-	NA	NA	NA	NA	-45.05	NA
WOODSIDE PETROLEUM LTD FPO															
WPL	11/12/2018	11/12/2018	09/07/2020	4	123.82	123.82	NA	86.21	-	NA	NA	NA	NA	-37.61	NA
	05/03/2020	05/03/2020	09/07/2020	2	55.60	55.60	NA	43.11	-	NA	NA	NA	NA	-12.49	NA
WPL totals				6	179.42	179.42	NA	129.32	-	NA	NA	NA	NA	-50.10	NA
Disposals of CGT asset totals					10,580.20	10,575.61	NA	11,091.09	1,183.98	516.88	NA	408.66	925.54	-668.50	NA

(a) Variances between Adjusted cost and Actual cost

Where the 'Sale proceeds' in respect of the CGT parcel are equal to or less than its reduced cost base, its reduced cost base is disclosed as the adjusted cost; otherwise, its cost base is disclosed as the adjusted cost. For more details, refer to the 'Adjusted cost' subsection in this report.

(b) Gains calculated using discounted method

The capital gain calculated using the discount method, after having applied the 33.33% CGT discount rate appropriate to the tax entity type of this portfolio.

(c) CGT gain calculation method

The CGT gain is calculated based on what is optimal for the disposal method selected. In some cases the indexed gain is used to optimise the use of losses. The CGT gain calculated from a less than optimal method is shown in italics for information purposes only and is excluded from the totals for the portfolio. NA is shown if a calculation method is not applicable.

Adjusted cost

Asset	Sale date	Sale quantity	Sale proceeds \$	Purchase date	Tax date	Actual cost (b) \$	Tax deferred (c) \$	Tax free (d) \$	Adjustments			Adjusted cost (e)
									AMIT cost base net amount - excess (e) \$	AMIT cost base net amount - shortfall (f) \$	Reduced cost base (h) \$	
GPT GROUP STAPLED SECURITIES FULLY PAID - GPT												
GPT_GPT	09/07/2020	16	65.23	01/07/2017	20/01/2016	74.05	2.05	-	4.31	-	-	67.69
GPT_GPT totals		16	65.23			74.05	2.05	-	4.31	-	-	67.69
MORNINGSTAR MULTI ASSET RL RET FD - CL Z												
INT0011AU	09/07/2020	905.26	873.88	04/09/2019	19/07/2017	850.53	-	-	17.75	17.07	17.07	849.85
INT0011AU totals		905.26	873.88			850.53	-	-	17.75	17.07	17.07	849.85
MORNINGSTAR INTERNATIONAL BONDS HDGD Z												
INT0082AU	09/07/2020	131.67	132.28	05/06/2017	05/06/2017	130.69	-	-	0.62	-	-	130.07
INT0082AU totals		131.67	132.28			130.69	-	-	0.62	-	-	130.07

1-18

D L McMillan Superannuation Fund (SMA00237990)

Realised CGT

01 Jul 2020 to 30 Jun 2021



Asset	Sale date	Sale quantity	Sale proceeds	Purchase date	Tax date	Actual cost (b)	Tax deferred (c)	Tax free (d)	Adjustments			Adjusted cost (a)
									AMIT cost base net amount - excess (e)	AMIT cost base net amount - shortfall (f)	Cost base (g)	
BETASHARES AUSTRALIAN BANK SENIOR FLOATING RATE BOND ETF												
QPON	09/07/2020	8	206.32	31/05/2019	31/05/2019	205.95	-	-	-	-	-	205.51
QPON totals		8	206.32			205.95	-	-	0.44	-	-	205.51
SCENTRE GROUP STAPLED SECURITIES - TRUST 1												
SCG_T1	09/07/2020	25	20.70	20/01/2016	20/01/2016	35.94	1.01	-	-	2.75	-	37.68
SCG_T1 totals		25	20.70			35.94	1.01	-	-	2.75	-	37.68
SCENTRE GROUP STAPLED SECURITIES - TRUST 2												
SCG_T2	09/07/2020	17	20.51	20/01/2016	20/01/2016	44.11	0.93	-	-	1.16	-	44.34
	09/07/2020	8	9.65	24/09/2018	24/09/2018	19.24	0.13	-	-	0.54	-	19.65
SCG_T2 totals		25	30.16			63.35	1.06	-	-	1.70	-	63.99
VANGUARD FTSE EUROPE SHARES ETF												
VEQ	09/07/2020	3	157.92	05/04/2018	05/04/2018	163.54	-	-	-	0.79	-	164.33
VEQ totals		3	157.92			163.54	-	-	-	0.79	-	164.33
VANGUARD FTSE EMERGING MARKETS SHARES ETF												
VGE	09/07/2020	2	137.32	24/10/2018	24/10/2018	120.96	-	-	-	0.25	-	121.21
	09/07/2020	1	68.67	20/03/2020	20/03/2020	60.68	-	-	-	0.05	-	60.73
	09/07/2020	1	68.66	25/03/2020	25/03/2020	61.40	-	-	-	0.04	-	61.44
VGE totals		4	274.65			243.04	-	-	-	0.34	-	243.38
Totals			1,761.14			1,767.09	4.12	-	23.12	22.65	-	1,762.50

(a) Where the sale proceeds in respect of the CGT parcel are equal to or less than its reduced cost base, its reduced cost base is disclosed as the adjusted cost in the 'Disposal of CGT assets' section of the Realised CGT report; otherwise, its cost base is disclosed as the adjusted cost in the 'Disposal of CGT assets' section of the Realised CGT report.

(b) The actual cost of the CGT parcel is its purchase cost, adjusted for all CGT events (other than CGT events E4 and E10) that have happened to it. For more details, refer to the Transaction history report. For details specific to CGT event E4, refer to footnotes (c) and (d). For details specific to CGT event E10, refer to footnotes (e) and (f).

(c) In respect of the income entitlements of a fixed trust that was not an attribution managed investment trust (a non-AMIT) at the time of the entitlement, the tax-deferred amount is the cumulative value of tax-deferred amounts (being the non-assessable part of the income entitlements, excluding all amounts calculated under section 104-71 ITAA 1997) in respect of the CGT parcel that, at the time of the income entitlement, did not exceed the CGT parcel's cost base. CGT event E4 requires that both the cost base and reduced cost base of the CGT parcel be reduced by this amount.

(d) In respect of the income entitlements of a fixed trust that was not an attribution managed investment trust (a non-AMIT) at the time of the entitlement, the tax-free amount is the cumulative value of tax-free amounts (being the non-assessable part of the income entitlements as calculated under subsection 104-71(3) ITAA 1997) in respect of the CGT parcel that, at the time of the income entitlement, did not exceed the CGT parcel's reduced cost base. CGT event E4 requires that the reduced cost base of the CGT parcel be reduced by this amount.

(e) In respect of the income entitlements of an attribution managed investment trust (AMIT), the AMIT cost base net amount - excess amount is the cumulative value of excess amounts (as calculated under paragraph 104-107C(a) ITAA 1997) in respect of the CGT parcel that, at the time of the income entitlement, did not exceed the CGT parcel's cost base. CGT event E10 requires that both the cost base and reduced cost base of the CGT parcel be reduced by this amount.

(f) In respect of the income entitlements of an attribution managed investment trust (AMIT), the AMIT cost base net amount - shortfall amount is the cumulative value of shortfall amounts (as calculated under paragraph 104-107C(b) ITAA 1997) in respect of the CGT parcel. CGT event E10 requires that both the cost base and reduced cost base of the CGT parcel be increased by this amount.

1-19

D L McMillan Superannuation Fund (SMA00237990)

Realised CGT

01 Jul 2020 to 30 Jun 2021



(g) The cost base equals the actual cost, adjusted for amounts relating to: tax deferred; AMIT cost base net amount - excess; and AMIT cost base net amount - shortfall.
 (h) The reduced cost base equals the actual cost, adjusted for amounts relating to: tax deferred; tax free; AMIT cost base net amount - excess; and AMIT cost base net amount - shortfall.

Trust CGT distributions

There were no trust CGT distributions within the period.

Summary of CGT gains/losses

	Carried forward from prior years	Total	Discounted	Indexed	Other
		\$	\$	\$	\$
Losses available to offset					
Current year losses	-668.50	-668.50	-	-	-
Total	-668.50	-668.50	-	-	-
CGT gains					
Disposals of CGT assets	1,183.98	1,183.98	775.32	-	408.66
Trust CGT distributions	-	-	-	-	-
CGT gain before losses applied	1,183.98	1,183.98	775.32	-	408.66
Losses applied	-668.50	-668.50	-259.84	-	-408.66
CGT gain after losses applied	515.48	515.48	515.48	-	-
Discount applied ^(a)	-171.83	-171.83	-171.83	NA	NA
Net capital gain	343.65	343.65	343.65	-	-

(a) The 'CGT gain after losses applied' amount multiplied by a 33.33% CGT discount rate appropriate to the tax entity type of the portfolio.

D L McMillan Superannuation Fund (SMA00237990)

Unrealised

As at 30 Jun 2021



Unrealised CGT gains/losses

There were no unrealised CGT gains/losses as at 30 Jun 2021.

Unrealised non-CGT gains/losses

There were no unrealised non-CGT gains/losses as at 30 Jun 2021.

1.21

D L McMillan Superannuation Fund (SMA00237990)

Expenses

01 Jul 2020 to 30 Jun 2021



Expenses

Expense type	Tax date	Total incl GST \$	GST \$	Pre-ECP deductible %	Pre-ECP deductible \$	Pre-ECP non-deductible \$	Narration
Investment expenses							
Portfolio management fees	8/07/2020	10.51 (a)	0.96	100%	10.51	-	Non advice Fees for the month ended 30 Jun 2020
	9/07/2020	2.88 (a)	0.26	100%	2.88	-	Non advice Fees charged on closure of account
Totals		13.39	1.22		13.39	-	
Investment expenses totals		13.39	1.22		13.39	-	
Total expenses		13.39	1.22		13.39	-	

(a) These expenses were paid from a cash book within the portfolio. All other expenses were paid from an external bank account.

The total expenses amount for taxation purposes may be different from the total expenses amount displayed in performance reports. Performance is reported on an accrual basis and therefore includes expenses with an effective date within the specified period.

The Tax statement reports expenses based on actual tax dates.

When comparing your fees in your Tax statement and Annual statement, please be aware that 'Portfolio management fees' in the Tax statement are referred to as 'Model fees' and 'Non-advice fees' in the Annual statement.

1.22

D L McMillan Superannuation Fund (SMA00237990)

Cash transactions

01 Jul 2020 to 30 Jun 2021



1-23

MAIN CASH ACCOUNT

Date	Transaction	Narration	Withdrawal	Deposit	Balance
			\$	\$	\$
01/07/2020	Opening Balance				442.66
01/07/2020	Interest Receipt	Monthly Interest		0.10	442.76
08/07/2020	Portfolio Fee	Non advice Fees for the month ended 30 Jun 2020	-10.51		432.25
09/07/2020	Interest Receipt	Interest paid on closure of account		0.03	432.28
09/07/2020	Portfolio Fee	Non advice Fees charged on closure of account	-2.88		429.40
10/07/2020	Stock Sell	Net settlement for rebalance 21482 settling on 10/07/2020		1,529.93	1,959.33
13/07/2020	Stock Sell	Net settlement for rebalance 21482 settling on 13/07/2020		8,555.00	10,514.33
13/07/2020	Income	BILL Dividend (Pay Ref 1292233879)		0.29	10,514.62
13/07/2020	Internal Transfer Out	Dividend payment, Transfer to Pending Withdrawal Account in preparation for payment on 01/08/2020 (Pay Ref 1292233879)	-0.29		10,514.33
13/07/2020	Income	ILB Dividend (Pay Ref 1292233879)		0.51	10,514.84
13/07/2020	Internal Transfer Out	Dividend payment, Transfer to Pending Withdrawal Account in preparation for payment on 01/08/2020 (Pay Ref 1292233879)	-0.51		10,514.33
13/07/2020	Income	IKO Dividend (Pay Ref 1292233879)		8.12	10,522.45
13/07/2020	Internal Transfer Out	Dividend payment, Transfer to Pending Withdrawal Account in preparation for payment on 01/08/2020 (Pay Ref 1292233879)	-8.12		10,514.33
13/07/2020	Income	IJP Dividend (Pay Ref 1292233879)		6.77	10,521.10
13/07/2020	Internal Transfer Out	Dividend payment, Transfer to Pending Withdrawal Account in preparation for payment on 01/08/2020 (Pay Ref 1292233879)	-6.77		10,514.33
13/07/2020	Income	IEM Dividend (Pay Ref 1292233879)		0.61	10,514.94
13/07/2020	Internal Transfer Out	Dividend payment, Transfer to Pending Withdrawal Account in preparation for payment on 01/08/2020 (Pay Ref 1292233879)	-0.61		10,514.33
13/07/2020	Income	IEU Dividend (Pay Ref 1292233879)		5.48	10,519.81

D L McMillan Superannuation Fund (SMA00237990)

Cash transactions

01 Jul 2020 to 30 Jun 2021



1.24

MAIN CASH ACCOUNT continued

Date	Transaction	Narration	Withdrawal	Deposit	Balance
			\$	\$	\$
13/07/2020	Internal Transfer Out	Dividend payment, Transfer to Pending Withdrawal Account in preparation for payment on 01/08/2020 (Pay Ref 1292233879)	-5.48	-	10,514.33
13/07/2020	Income	IAF Dividend (Pay Ref 1292233879)	-	1.66	10,515.99
13/07/2020	Internal Transfer Out	Dividend payment, Transfer to Pending Withdrawal Account in preparation for payment on 01/08/2020 (Pay Ref 1292233879)	-1.66	-	10,514.33
14/07/2020	Stock Sell	Net settlement for rebalance 21482 settling on 14/07/2020	-	873.88	11,388.21
15/07/2020	Income	INT0017AU Distribution (Pay Ref 1292233879)	-	28.28	11,416.49
15/07/2020	Internal Transfer Out	Dividend payment, Transfer to Pending Withdrawal Account in preparation for payment on 01/08/2020 (Pay Ref 1292233879)	-28.28	-	11,388.21
15/07/2020	Income	INT0011AU Distribution (Pay Ref 1292233879)	-	13.38	11,401.59
15/07/2020	Internal Transfer Out	Dividend payment, Transfer to Pending Withdrawal Account in preparation for payment on 01/08/2020 (Pay Ref 1292233879)	-13.38	-	11,388.21
15/07/2020	Income	INT0082AU Distribution (Pay Ref 1292233879)	-	6.13	11,394.34
15/07/2020	Internal Transfer Out	Dividend payment, Transfer to Pending Withdrawal Account in preparation for payment on 01/08/2020 (Pay Ref 1292233879)	-6.13	-	11,388.21
16/07/2020	Income	QPON Dividend (Pay Ref 1292233879)	-	0.10	11,388.31
16/07/2020	Internal Transfer Out	Dividend payment, Transfer to Pending Withdrawal Account in preparation for payment on 01/08/2020 (Pay Ref 1292233879)	-0.10	-	11,388.21
16/07/2020	Income	VEQ Dividend (Pay Ref 1292233879)	-	1.66	11,389.87
16/07/2020	Internal Transfer Out	Dividend payment, Transfer to Pending Withdrawal Account in preparation for payment on 01/08/2020 (Pay Ref 1292233879)	-1.66	-	11,388.21
16/07/2020	Income	VGE Dividend (Pay Ref 1292233879)	-	1.48	11,389.69
16/07/2020	Internal Transfer Out	Dividend payment, Transfer to Pending Withdrawal Account in preparation for payment on 01/08/2020 (Pay Ref 1292233879)	-1.48	-	11,388.21

D L McMillan Superannuation Fund (SMA00237990)

Cash transactions

01 Jul 2020 to 30 Jun 2021



1.25

MAIN CASH ACCOUNT continued

Date	Transaction	Narration	Withdrawal	Deposit	Balance
			\$	\$	\$
16/07/2020	Income	F100 Dividend (Pay Ref 1292233879)	-	9.83	11,398.04
16/07/2020	Internal Transfer Out	Dividend payment, Transfer to Pending Withdrawal Account in preparation for payment on 01/08/2020 (Pay Ref 1292233879)	-9.83	-	11,388.21
16/07/2020	Income	FUEL Dividend (Pay Ref 1292233879)	-	21.05	11,409.26
16/07/2020	Internal Transfer Out	Dividend payment, Transfer to Pending Withdrawal Account in preparation for payment on 01/08/2020 (Pay Ref 1292233879)	-21.05	-	11,388.21
20/07/2020	Internal Transfer Out	Closure Payout, transfer to pending withdrawal account in preparation for payment (Pay Ref 1291722382)	-11,388.21	-	-
20/07/2020	Internal Transfer In	Transfer from Pending Withdrawals account to fund payment (Pay Ref 1291722382)	-	11,388.21	11,388.21
20/07/2020	Withdrawal	Withdrawal from the SMA, paid via Direct Entry, (Ref=1291722382)	-11,388.21	-	-
20/07/2020	Stock Sell	Net settlement for rebalance 21482 settling on 20/07/2020	-	132.28	132.28
22/07/2020	Internal Transfer Out	Residual payout, transfer to pending withdrawal account in preparation for payment (Pay Ref 1291818984)	-132.28	-	-
22/07/2020	Internal Transfer In	Transfer from Pending Withdrawals account to fund payment (Pay Ref 1291818984)	-	132.28	132.28
22/07/2020	Withdrawal	Withdrawal from the SMA, paid via Direct Entry, (Ref=1291818984)	-132.28	-	-
03/08/2020	Internal Transfer In	Transfer from Pending Withdrawals account to fund payment (Pay Ref 1292233879)	-	105.35	105.35
03/08/2020	Withdrawal	Dividend payment, paid via Direct Entry, (Ref=1292233879)	-105.35	-	-
10/09/2020	Sundry Deposit	Trading error reimbursement	-	25.91	25.91
14/09/2020	Internal Transfer Out	Residual payout, transfer to pending withdrawal account in preparation for payment (Pay Ref 1293903896)	-25.91	-	-

op prior year

D L McMillan Superannuation Fund (SMA00237990)

Cash transactions

01 Jul 2020 to 30 Jun 2021



MAIN CASH ACCOUNT continued

Date	Transaction	Narration	Withdrawal	Deposit	Balance
14/09/2020	Internal Transfer In	Transfer from Pending Withdrawals account to fund payment (Pay Ref 1293903896)	\$ -	\$ 25.91	\$ 25.91
14/09/2020	Withdrawal	Withdrawal from the SMA, paid via Direct Entry, (Ref=1293903896)	-25.91	-	-
MAIN CASH ACCOUNT summary			Opening balance \$ 442.66	Deposits \$ 22,874.23	Closing balance \$ -

PENDING WITHDRAWALS

Date	Transaction	Narration	Withdrawal	Deposit	Balance
01/07/2020	Opening Balance		\$ -	\$ -	\$ -
13/07/2020	Internal Transfer In	(Dividend) Transfer from Cash Account in preparation for payment on 01/08/2020 (Pay Ref 1292233879)	-	0.29	0.29
13/07/2020	Internal Transfer In	(Dividend) Transfer from Cash Account in preparation for payment on 01/08/2020 (Pay Ref 1292233879)	-	0.51	0.80
13/07/2020	Internal Transfer In	(Dividend) Transfer from Cash Account in preparation for payment on 01/08/2020 (Pay Ref 1292233879)	-	8.12	8.92
13/07/2020	Internal Transfer In	(Dividend) Transfer from Cash Account in preparation for payment on 01/08/2020 (Pay Ref 1292233879)	-	6.77	15.69
13/07/2020	Internal Transfer In	(Dividend) Transfer from Cash Account in preparation for payment on 01/08/2020 (Pay Ref 1292233879)	-	0.61	16.30
13/07/2020	Internal Transfer In	(Dividend) Transfer from Cash Account in preparation for payment on 01/08/2020 (Pay Ref 1292233879)	-	5.48	21.78

1-26

D L McMillan Superannuation Fund (SMA00237990)

Cash transactions

01 Jul 2020 to 30 Jun 2021



PENDING WITHDRAWALS continued

Date	Transaction	Narration	Withdrawal	Deposit	Balance
			\$	\$	\$
13/07/2020	Internal Transfer In	(Dividend) Transfer from Cash Account in preparation for payment on 01/08/2020 (Pay Ref 1292233879)	-	1.66	23.44
15/07/2020	Internal Transfer In	(Dividend) Transfer from Cash Account in preparation for payment on 01/08/2020 (Pay Ref 1292233879)	-	28.28	51.72
15/07/2020	Internal Transfer In	(Dividend) Transfer from Cash Account in preparation for payment on 01/08/2020 (Pay Ref 1292233879)	-	13.38	65.10
15/07/2020	Internal Transfer In	(Dividend) Transfer from Cash Account in preparation for payment on 01/08/2020 (Pay Ref 1292233879)	-	6.13	71.23
16/07/2020	Internal Transfer In	(Dividend) Transfer from Cash Account in preparation for payment on 01/08/2020 (Pay Ref 1292233879)	-	0.10	71.33
16/07/2020	Internal Transfer In	(Dividend) Transfer from Cash Account in preparation for payment on 01/08/2020 (Pay Ref 1292233879)	-	1.66	72.99
16/07/2020	Internal Transfer In	(Dividend) Transfer from Cash Account in preparation for payment on 01/08/2020 (Pay Ref 1292233879)	-	1.48	74.47
16/07/2020	Internal Transfer In	(Dividend) Transfer from Cash Account in preparation for payment on 01/08/2020 (Pay Ref 1292233879)	-	9.83	84.30
16/07/2020	Internal Transfer In	(Dividend) Transfer from Cash Account in preparation for payment on 01/08/2020 (Pay Ref 1292233879)	-	21.05	105.35
20/07/2020	Internal Transfer In	(Closure Payout) transfer from cash account in preparation for payment (Pay Ref 1291722382)	-	11,388.21	11,493.56
20/07/2020	Internal Transfer Out	Transfer to Main Cash account to fund payment (Pay Ref 1291722382)	-11,388.21	-	105.35

1-27

D L McMillan Superannuation Fund (SMA00237990)

Cash transactions

01 Jul 2020 to 30 Jun 2021



PENDING WITHDRAWALS continued

Date	Transaction	Narration	Withdrawal	Deposit	Balance
22/07/2020	Internal Transfer In	(Residual payout) transfer from cash account in preparation for payment (Pay Ref 1291818984)	\$ -	\$ 132.28	\$ 237.63
22/07/2020	Internal Transfer Out	Transfer to Main Cash account to fund payment (Pay Ref 1291818984)	-132.28	-	105.35
03/08/2020	Internal Transfer Out	Transfer to Main Cash account to fund payment (Pay Ref 1292233879)	-105.35	-	-
14/09/2020	Internal Transfer In	(Residual payout) transfer from cash account in preparation for payment (Pay Ref 1293903896)	-	25.91	25.91
14/09/2020	Internal Transfer Out	Transfer to Main Cash account to fund payment (Pay Ref 1293903896)	-25.91	-	-
PENDING WITHDRAWALS summary			Opening balance	Deposits	Closing balance
			\$ -	\$ 11,651.75	\$ -
			Withdrawals		
			\$ -11,651.75		

1-28

Important notices

General notices

This report is NOT intended to be advice

The information provided on this report is not intended to influence any person in making a decision in relation to a particular financial product, class of financial products, or any interest in either. Taxation is only one of the matters that must be considered when making a decision in relation to a financial product. However, to the extent that advice is provided on this report, it does not take into account any person's particular objectives, financial situation or needs. These should be considered to determine the appropriateness of the advice, before acting on it.

Taxation

Actual Cost Details Not Supplied

Please note that where the Actual Cost details for a capital gains tax asset have not been supplied, the report may not correctly reflect the portfolio's financial position. Reports such as the Realised Report, the Unrealised Report and the Portfolio Valuation will need to be reassessed taking into account the missing cost information.

Taxation of Financial Arrangements (TOFA)

The system does not currently take the TOFA rules into consideration in the preparation of the report. Users need to ascertain the taxation implications on their investments where the TOFA rules mandatorily apply or where a voluntary election has been made to apply the TOFA rules. Users need to seek independent taxation advice in relation to the application of the TOFA rules.

D L MCMILLAN SUPERANNUATION FUND
GENERAL LEDGER FOR THE PERIOD 01/07/2020 TO 30/06/2021
FROM ACCOUNT 238/001 TO 238/001 - ENTRIES: ALL

2.1

Printed: Thursday 19 August, 2021 @ 12:58:09

Date	Ref	Type	Units	Debits \$	Credits \$	Balance \$
<u>238</u> <u>Distributions Received</u>						
<u>238/001</u> <u>Infocus Portfolio Sma00237990</u>						
20/07/2020	747001	Journal - Cash		44.41		44.41
Narration: Disposal of 1.0000 unit(s) in Infocus Portfolio Sma00237990						
22/07/2020	220720	Bank Statement			132.28	(87.87)
Narration: SMA OPERATIONS SMA00237990						
22/07/2020	300621	Closing Journal - Cash			6.71	(94.58)
Narration: Foreign credit adjustment at 30/06/2021						
14/09/2020	140920	Bank Statement			25.91	(120.49)
Narration: SMA OPERATIONS SMA00237990						
Total Debits:				\$44.41		
Total Credits:					\$164.90	
Current Year Profit/(Loss):						N/A

D L MCMILLAN SUPERANNUATION FUND
GENERAL LEDGER FOR THE PERIOD 01/07/2020 TO 30/06/2021
FROM ACCOUNT 301 TO 301 - ENTRIES: ALL

3-1

Printed: Thursday 19 August, 2021 @ 13:02:02

Date	Ref	Type	Units	Debits \$	Credits \$	Balance \$
301 <u>Accountancy Fees</u>						
14/09/2020	140920	Bank Statement		440.00	3-2 \$ 220 3-3 \$ 220	440.00
Narration: TRANSACT FUNDS TFR TO Simmons Livingston						
08/02/2021	080221	Bank Statement		165.00	3-4	605.00
Narration: TRANSACT FUNDS TFR TO Simmons Livingston						
30/06/2021	300621	Bank Statement		3,740.00	3-6	4,345.00
Narration: 2020 & 2021 years accounting fees - part of \$4400						
Total Debits:				\$4,345.00		
Total Credits:						
Current Year Profit/(Loss):						N/A



Simmons Livingstone & Associates

A.B.N. 45 163 871 958
PO Box 806, Oxenford 4210 Queensland
Tele 07 5561 8800 | Fax 07 5561 8700
simmonslivingstone.com.au

Miss D McMillan
D L McMillan Property Pty Ltd
36/21 Usher Avenue
LABRADOR QLD 4215

Tax Invoice
022738
Ref: ZMCMIDC2
31 August, 2020

Description	Amount
<p>Fee for Professional Service rendered in relation to the following:</p> <ul style="list-style-type: none"> D L McMillan Property Pty Ltd <p>The following gives details of the work undertaken:</p> <p><u>D L McMillan Property Pty Ltd</u></p> <p>Attending to secretarial matters of the company on your behalf throughout the year including acting as your registered office checking and updating your company details as required with the Australian Securities & Investments Commission (ASIC) checking and forwarding of your annual Company Statement preparation of required ASIC advices preparation of director's meeting minutes to meet solvency requirements of the ASIC and maintenance of your electronic company register and documentation contained therein.</p>	200.00
<p>Please note that this invoice is now due.</p>	<p>200.00</p> <p>GST: \$ 20.00</p> <p>Amount Due: \$ 220.00</p>

The firm reserves the right to charge interest of 11.5% compounding daily on outstanding amounts. The firm reserves the right to refer the outstanding invoices to a debt collection agency or legal practitioner, at a cost to the client. Such costs may include commission, administration fees, legal costs and interest as charged by the debt collection agency or legal practitioner.

(EFT) - Transfer to our account Ref: ZMCMIDC2
 Account Name Simmons Livingstone & Associates Invoice: 022738
 BSB: 064 445 Account: 1052 7520 31 August, 2020
Amount Due: \$ 220.00

Credit Card (Please indicate type) Mastercard Visa Card CCV

Card Number:

Cardholder Signature Expiry/.....

Liability limited by a scheme approved under Professional Standards Legislation



Simmons Livingstone & Associates

A.B.N. 45 163 871 958
PO Box 806, Oxenford 4210 Queensland
Tele 07 5561 8800 | Fax 07 5561 8700
simmonslivingstone.com.au

Miss D McMillan
D L McMillan Super Pty Ltd
36/21 Usher Avenue
LABRADOR QLD 4215

Tax Invoice
022730

Ref: MCMIDC1
31 August, 2020

Description	Amount
<p>Fee for Professional Service rendered in relation to the following:</p> <ul style="list-style-type: none"> D L McMillan Super Pty Ltd <p>The following gives details of the work undertaken:</p> <p><u>D L McMillan Super Pty Ltd</u></p> <p>Attending to secretarial matters of the company on your behalf throughout the year including acting as your registered office checking and updating your company details as required with the Australian Securities & Investments Commission (ASIC) checking and forwarding of your annual Company Statement preparation of required ASIC advices preparation of director's meeting minutes to meet solvency requirements of the ASIC and maintenance of your electronic company register and documentation contained therein.</p>	200.00

Please note that this invoice is now due.	200.00
GST: \$	20.00
Amount Due: \$	220.00

The firm reserves the right to charge interest of 11.5% compounding daily on outstanding amounts. The firm reserves the right to refer the outstanding invoices to a debt collection agency or legal practitioner, at a cost to the client. Such costs may include commission, administration fees, legal costs and interest as charged by the debt collection agency or legal practitioner.

<input type="checkbox"/> (EFT) - Transfer to our account Account Name Simmons Livingstone & Associates BSB: 064 445 Account: 1052 7520		Ref: MCMIDC1 Invoice: 022730 31 August, 2020
		Amount Due: \$ 220.00
<input type="checkbox"/> Credit Card (Please indicate type) <input type="checkbox"/> Mastercard <input type="checkbox"/> Visa		Card CCV
Card Number:	<input type="text"/> <input type="text"/> <input type="text"/> <input type="text"/> <input type="text"/> <input type="text"/> <input type="text"/> <input type="text"/> <input type="text"/> <input type="text"/> <input type="text"/> <input type="text"/> <input type="text"/> <input type="text"/> <input type="text"/>	<input type="text"/> <input type="text"/> <input type="text"/>
Cardholder	Signature	Expiry/.....
Liability limited by a scheme approved under Professional Standards Legislation		

3.4



Simmons Livingstone & Associates

A.B.N. 45 163 871 958
PO Box 806, Oxenford 4210 Queensland
Tele 07 5561 8800 | Fax 07 5561 8700
simmonslivingstone.com.au

Miss D McMillan
D L McMillan Property Pty Ltd
36/21 Usher Avenue
LABRADOR QLD 4215

Tax Invoice
022680
Ref: ZMCMIDC2
27 August, 2020

Description	Amount
<p>Fee for Professional Service rendered in relation to the following:</p> <ul style="list-style-type: none"> D L McMillian Property Pty Ltd <p>The following gives details of the work undertaken:</p> <p><u>D L McMillian Property Pty Ltd</u></p> <p>Attending to voluntary de registration of the company on your behalf including preparation of all required Australian Securities & Investments Commission (ASIC) documentation and member's meeting minutes. Payment of applicable ASIC de registration fees on your behalf. Discussions correspondence instruction and advice to you as required .</p>	150.00
Please note that this invoice is now due.	
GST: \$ 15.00 Amount Due: \$ 165.00	

The firm reserves the right to charge interest of 11.5% compounding daily on outstanding amounts. The firm reserves the right to refer the outstanding invoices to a debt collection agency or legal practioner, at a cost to the client. Such costs may include commission, administration fees, legal costs and interest as charged by the debt collection agency or legal practioner.

<input type="checkbox"/> (EFT) - Transfer to our account Account Name Simmons Livingstone & Associates BSB: 064 445 Account: 1052 7520	Ref: ZMCMIDC2 Invoice: 022680 27 August, 2020 Amount Due: \$ 165.00
<input type="checkbox"/> Credit Card (Please indicate type) <input type="checkbox"/> Mastercard <input type="checkbox"/> Visa	Card CCV
Card Number: <input type="text"/> <input type="text"/> <input type="text"/> <input type="text"/> <input type="text"/> <input type="text"/> <input type="text"/> <input type="text"/> <input type="text"/> <input type="text"/> <input type="text"/> <input type="text"/> <input type="text"/> <input type="text"/> <input type="text"/> <input type="text"/> <input type="text"/> <input type="text"/> <input type="text"/> <input type="text"/>	
Cardholder Signature Expiry/.....	
<small>Liability limited by a scheme approved under Professional Standards Legislation</small>	



The Trustees
DL McMillan Superannuation Fund
36/21 Usher Avenue
LABRADOR QLD 4215

Tax Invoice
999991621

Ref: MCMIDS1
30 June, 2021

Description	Amount
<p><u>2020 Financial Year</u></p> <p>Preparation of Financial Statements for the fund for the year ended 30th June 2020 including the following:-</p> <ul style="list-style-type: none">- Operating Statement, Statement of Financial Position & Notes to the Financial Statements- Trustee's declaration- Preparation and lodgement of income tax and regulatory return- Calculation of tax estimate- Memorandum of Resolutions- Calculations of capital gains/losses in relation to disposal of investments- Preparation of Member's Statements- Preparation of records in accordance with the auditor's requirements including payment of disbursement to Super Audits. <p><u>2021 Financial Year - windup</u></p> <p>Preparation of Financial Statements for the fund for the year ended 30th June 2021 including the following:-</p> <ul style="list-style-type: none">- Operating Statement, Statement of Financial Position & Notes to the Financial Statements- Trustee's declaration- Preparation and lodgement of income tax and regulatory return- Calculation of tax estimate- Memorandum of Resolutions	

D L MCMILLAN SUPERANNUATION FUND
GENERAL LEDGER FOR THE PERIOD 01/07/2020 TO 30/06/2021
FROM ACCOUNT 307 TO 307 - ENTRIES: ALL

4-1

Printed: Thursday 19 August, 2021 @ 13:05:34

Date	Ref	Type	Units	Debits \$	Credits \$	Balance \$
307 <u>Auditor's Remuneration</u>						
30/06/2021	300621	Bank Statement		660.00		660.00
Narration: 2020 & 2021 years audit fees - part of \$4400						
Total Debits:				\$660.00		
Total Credits:						
Current Year Profit/(Loss):						N/A

2020 \$330
 4-2
 2021 \$330

4-2

SUPER AUDITS

TAX INVOICE

Supplier: Super Audits

Auditor: A.W. Boys
SMSF Auditor Number (SAN) 100014140
Registered Company Auditor (67793)

Address: Box 3376
Rundle Mall 5000

ABN: 20 461 503 652

Services: Auditing

Date: 14 July 2021

Recipient: D L McMillan Superannuation Fund

Address: C/- PO Box 806 OXENFORD QLD 4210

Description of Services

Statutory audit of the D L McMillan Superannuation Fund for the financial year ending 30 June 2020.


Fee: \$300.00

GST: \$30.00

Total: \$330.00






Payment can be made with a cheque payable to Super Audits postal address being Box 3376 Rundle Mall 5000 or alternatively an EFT can be made BSB 015-056 Account No. 387392386.

7



AUDITING
DUE DILIGENCE
FORENSIC ACCOUNTING

Liability limited by a scheme approved under Professional Standards Legislation

 23 154 028 216  Box 3376, Rundle Mall SA 5000  0410 712 708  tony.boys32@gmail.com  www.superaudits.com.au



7.1

**Simmons
Livingstone
& Associates**

DL McMillan Super Pty Ltd ATF DL McMillan
Superannuation Fund
Unit 36, 21 Usher Avenue
LABRADOR QLD 4215

Simmons Livingstone & Associates
PO Box 806
Oxenford QLD 4210
Telephone: 07 5561 8800
Facsimile: 07 5561 8700
Email: admin@simmonslivingstone.com.au

TAX INVOICE

Tax Invoice Number :	73458000875
Date:	10 June 2021

Description	Amount
• Financial Planning Administration and Consultation	\$145.10
• GST	\$14.51
Total Amount Due: (includes GST) Terms : 7 days	\$159.61

Please detach and return with your payment or Credit Card authority to :	Infocus Securities Australia Pty Ltd PO Box 806 Oxenford QLD 4210	Account: Miss D McMillan PE ID: 414015 Invoice: 73458000875 Due Date: 17 June 2021 Adviser: Thomas Graham Amount Due: \$159.61	
--	--	--	--

If paid by Credit Card, a 1.5% surcharge will apply and the invoice value will become \$162.00 (inc GST).
 Charge \$162.00 to my MasterCard VISA

Card No :

Cardholder Name : _____

Expiry Date : ____/____

Signature of Cardholder : _____

Other Payment Methods:
 Direct Credit:
Account Name: Infocus Securities Australia Pty Ltd
Westpac BSB: 034-676
Account Number: 279166
Reference: Please include ID: 4140150875.
 (Please email accounts@infocus.com.au on the day you send your payment via direct credit to enable Infocus to correctly receipt the payment).
 Cheque: Please make cheque payable to Infocus Securities Australia Pty Ltd

Office Use Only Authority Number: Date Received:	infocus Securities Australia Pty Ltd ABN 47 097 797 049 AFSL and Australian Credit Licence No. 236523 trading as Infocus Wealth Management
---	--



ASIC
Australian Securities & Investments Commission

ABN 86 768 265 615

Inquiries
www.asic.gov.au/invoices
1300 300 630

D L MCMILLAN SUPER PTY LTD
SIMMONS LIVINGSTONE AND ASSOCIATES PTY L
PO BOX 806 OXENFORD QLD 4210

INVOICE STATEMENT
Issue date 23 Oct 20
D L MCMILLAN SUPER PTY LTD

ACN 601 359 719
Account No. 22 601359719

Summary

Opening Balance	\$55.00
New Items	\$82.00
Payments & credits	\$0.00
TOTAL DUE	\$137.00

- Amounts are not subject to GST. (Treasurer's determination - exempt taxes, fees and charges).
- Payment of your annual review fee will maintain your registration as an Australian company.

Transaction details are listed on the back of this page

Please pay

Immediately **\$137.00**

If you have already paid please ignore this invoice statement.


- Late fees will apply if you do NOT
 - tell us about a change during the period that the law allows
 - bring your company or scheme details up to date within 28 days of the date of issue of the annual statement, or
 - pay your review fee within 2 months of the annual review date.
- Information on late fee amounts can be found on the ASIC website.



ASIC
Australian Securities & Investments Commission

PAYMENT SLIP
D L MCMILLAN SUPER PTY LTD

ACN 601 359 719 Account No: 22 601359719



22 601359719

TOTAL DUE **\$137.00**
Immediately **\$137.00**

Payment options are listed on the back of this payment slip



Biller Code: 17301
Ref: 2296013597192



*814 129 0002296013597192 08

82

Transaction details:

page 2 of 2

	Transactions for this period	ASIC reference	\$ Amount
2020-10-23	Late Payment Fee 1	3X5027257480P A	\$82.00
	Outstanding transactions		
2020-08-20	Annual Review - Special Purpose Pty Co	3X5027257480P A	\$55.00
2020-10-23	Late Payment Fee 1	3X5027257480P A	\$82.00

PAYMENT OPTIONS




Billpay Code: 8929
Ref: 2296 0135 9719 208

Australia Post
Present this payment slip. Pay by cash, cheque or EFTPOS

Phone
Call 13 18 16 to pay by Mastercard or Visa

On-line
Go to postbillpay.com.au to pay by Mastercard or Visa

Mail
Mail this payment slip and cheque (do not staple) to ASIC,
Locked Bag 5000, Gippsland Mail Centre VIC 3841



Billier Code: 17301
Ref: 2296013597192

Telephone & Internet Banking – BPAY®
Contact your bank or financial institution to make this payment from your cheque, savings, debit, credit card or transaction account. More info: www.bpay.com.au

**ASIC**

Australian Securities & Investments Commission

Forms Manager

Registered Agents

Company: D L MCMILLAN SUPER PTY LTD ACN 601 359 719

Company details

Date company registered 20-08-2014
 Company next review date 20-08-2021
 Company type Australian Proprietary Company
 Company status Registered
 Home unit company No
 Superannuation trustee company Yes
 Non profit company No

Registered office

'SIMMONS LIVINGSTONE & ASSOCIATES' UNIT , 30 , 340 HOPE ISLAND ROAD , HOPE ISLAND QLD 4212

Principal place of business

UNIT 36 , 21 USHER AVENUE , LABRADOR QLD 4215

Officeholders

MCMILLAN, DEBBIE LEE

Born 02-01-1978 at GORE NEW ZEALAND

UNIT 36 , 21 USHER AVENUE , LABRADOR QLD 4215

Office(s) held: Director, appointed 20-08-2014
 Secretary, appointed 20-08-2014

Company share structure

Share class	Share description	Number issued	Total amount paid	Total amount unpaid
ORD	ORD	1	1.00	0.00

Members

MCMILLAN , DEBBIE LEE

UNIT 36 , 21 USHER AVENUE , LABRADOR QLD 4215

Share class	Total number held	Fully paid	Beneficially held
ORD	1	Yes	Yes

Document history

These are the documents most recently received by ASIC from this organisation.

Received	Number	Form Description	Status
01-02-2017	2E7830515	484 CHANGE TO COMPANY DETAILS	Processed and imaged
09-10-2015	2E2541947	484 CHANGE TO COMPANY DETAILS	Processed and imaged
12-05-2015	1F0520601	484 CHANGE TO COMPANY DETAILS	Processed and imaged

[ASIC Home](#) | [Privacy Statement](#) | [Conditions of use](#) | [Feedback](#)

Copyright 2003 Australian Securities & Investments Commission.



Rollover benefits statement

When to use this statement

1 Use this form for all rollover benefits transactions other than death benefit rollovers.

If you need to rollover a death benefit, use NAT 74924-06.2017.

If you need to correct an error for a payment made before 1 July 2013, use NAT 70944-05.2007.

Complete this form (or a similar form you create that collects the same information) if you are a trustee of a superannuation fund or provider of a retirement savings account (RSA) and any of the following apply:

- you are paying a rollover superannuation benefit other than a death benefit rollover to another fund or RSA, and you are not already providing all of this information electronically under the rollover data standards
- you have paid a rollover superannuation benefit to another fund or RSA and are providing a statement about the rollover to your member
- you are the trustee of a non-complying fund and are paying member benefits to another superannuation fund or RSA (complete section D instead of section C).

1 You must provide your member with a member statement using this form (or a similar form you create that includes the same information) for all rollovers, including if you applied the data standards and you didn't use this form for the fund-to-fund transaction.

Completing this statement

- Print clearly in BLOCK LETTERS using a black pen only.
- Place X in ALL applicable boxes.
- Use a separate form for each rollover payment you are making.

1 Read the instructions carefully. Penalties may apply if you make a false or misleading statement on this form without taking reasonable care.

Section A: Receiving fund

1 Australian business number (ABN)

2 Fund name

3 Postal address

Suburb/town/locality

State/territory

Postcode

Country if other than Australia

4 (a) Unique superannuation identifier (USI)

(b) Member client identifier

Section B: Member's details

5 Tax file number (TFN) 354 079 069

6 Full name

Title: Mr Mrs Miss Ms Other

Family name
MILLAN

First given name
DEBBIE

Other given names
LEE

7 Residential address

36/21 USHER AVENUE

Suburb/town/locality
LADRAOR

State/territory
QLD

Postcode
4215

Country if other than Australia

8 Date of birth 02 / 01 / 1978

9 Sex Male Female

10 Daytime phone number (include area code)

0406428750

11 Email address (if applicable)

debs200000@yahoo.com.au

Section C: Rollover transaction details

1 Include dollars and cents. The totals at item 13 and 14 must both equal the amount of the rollover payment.

12 Service period start date 20 / 08 / 2014

13 Tax components

Tax-free component \$ 000,002,123.02

KiwiSaver tax-free component \$ 000,000,000.00

Taxable component:

Element taxed in the fund \$ 000,012,073.98

Element untaxed in the fund \$ 000,000,000.00

Tax components TOTAL \$ 000,014,197.00

1 Make sure you apply the proportioning rule to the tax components if you are not rolling over the member's full interest in your superannuation fund.

9.3

14 Preservation amounts

Preserved amount \$

KiwiSaver preserved amount \$

Restricted non-preserved amount \$

Unrestricted non-preserved amount \$

Preservation amounts TOTAL \$

ⓘ If the rollover payment contains a KiwiSaver preserved amount, you can't make the rollover payment to a self-managed superannuation fund (SMSF) under the preservation rules.

Section D: Non-complying funds

ⓘ Only complete this section if you are a trustee of a non-complying fund.

15 Contributions made to a non-complying fund on or after 10 May 2006

\$

Section E: Transferring fund

16 Fund ABN

17 Fund name

18 Contact name

Title: Mr Mrs Miss Ms Other

Family name

First given name

Other given names

19 Daytime phone number (include area code)

20 Email address (if applicable)

Section F: Declaration

Complete the declaration that applies to you. Print your full name then sign and date declaration.

- Before you sign the declaration, check that you have provided true and correct information. Penalties may be imposed for giving false or misleading information.

Trustee, director or authorised officer declaration

Complete this declaration if you are the trustee, director or authorised officer of the superannuation fund or other provider shown in section E.

I declare that the information contained in the statement is true and correct.

Name (BLOCK LETTERS)

DEBBIE LEE McMILLAN

Trustee, director or authorised officer signature

DocuSigned by:
Debbie McMillan
 DE3A802C59AB41D...

Date

Day Month Year
 30 / 06 / 2021

OR

Authorised representative declaration

Complete this declaration if you are an authorised representative of the superannuation fund or other provider shown in section E.

I declare that:

- I have prepared the statement with the information supplied by the superannuation provider
- I have received a declaration made by the superannuation provider that the information provided to me for the preparation of this statement is true and correct
- I am authorised by the superannuation provider to give the information in the statement to the ATO.

Name (BLOCK LETTERS)

Authorised representative signature

Date

Day Month Year
 / /

Tax agent number (if you are a registered tax agent)

/

Where to send this form

- Do not send this form to the ATO.

If the rollover data standards do not apply to the transaction, you must do all of the following:

- send the form to the receiving fund in section A within seven days of paying the rollover
- provide a copy to the member in section B within 30 days of paying the rollover
- keep a copy in your records for five years.

If the rollover data standards do apply to the transaction, you must do all of the following:

- comply with the data standard requirements for the fund-to-fund interaction (do not send this form to the receiving fund in section A)
- use this form only to provide a statement to the member in section B within 30 days of paying the rollover
- keep a copy of the member statement in your records for five years.

10.1



Macquarie Cash Management Account

MACQUARIE BANK LIMITED
ABN 46 008 583 542 AFSL 237502

enquiries 1800 806 310
transact@macquarie.com
www.macquarie.com.au

GPO Box 2520
Sydney, NSW 2001



041 297886
D L MCMILLAN SUPER PTY LTD
U 36 21 USHER AVENUE
LABRADOR QLD 4215

1 Shelley Street
Sydney, NSW 2000

account balance **\$18,921.61**
as at 31 Dec 20

account name D L MCMILLAN SUPER PTY LTD ATF
D L MCMILLAN SUPERANNUATION FUND
account no. 963078944

transaction	description	debits	credits	balance
30.06.20	OPENING BALANCE			7,454.33
09.07.20	Deposit AIA AUSTRALIA LT 61993487		390.25	7,844.58
20.07.20	Deposit SMA OPERATIONS SMA00237990		11,388.21	19,232.79
22.07.20	Deposit SMA OPERATIONS SMA00237990		132.28	19,365.07
31.07.20	Interest MACQUARIE CMA INTEREST PAID*		0.54	19,365.61
03.08.20	Deposit SMA OPERATIONS SMA00237990		105.35	19,470.96
31.08.20	Interest MACQUARIE CMA INTEREST PAID*		0.88	19,471.84
14.09.20	Deposit SMA OPERATIONS SMA00237990		25.91	19,497.75
14.09.20	Funds transfer TRANSACT FUNDS TFR TO Simmons Livingston	440.00		19,057.75
30.09.20	Interest MACQUARIE CMA INTEREST PAID*		0.86	19,058.61
03.11.20	BPAY BPAY TO ASIC	137.00		18,921.61

how to make a transaction

online
Log in to www.macquarie.com.au/personal

by phone
Call 133 275 to make a phone transaction

transfers from another bank account
Transfer funds from another bank to this account:
BSB 182 512
ACCOUNT NO. 963078944

deposits using BPay
From another bank



Bill code: 667022
Ref: 963 078 944

continued on next



Macquarie Cash Management Account

enquiries 1800 806 310

account name D L MCMILLAN SUPER PTY LTD ATF
D L MCMILLAN SUPERANNUATION FUND
account no. 963078944

transaction	description	debits	credits	balance
	CLOSING BALANCE AS AT 31 DEC 20	577.00	12,044.28	18,921.61

* Stepped interest rates for the period 1 July to 30 September: balances \$0.00 to \$4,999.99 earned 0.05%
balances \$5,000.00 and above earned 0.05% pa (92 days); 1 October to 31 December: balances \$0.00 to
\$4,999.99 earned 0.00% balances \$5,000.00 and above earned 0.00% pa (92 days)

continued on next

Macquarie Cash Management Account

enquiries 1800 806 310

account name D L MCMILLAN SUPER PTY LTD ATF
D L MCMILLAN SUPERANNUATION FUND
account no. 963078944

We offer several options that allow you to make payments and view transactions free of charge

- Electronic funds transfers up to \$20,000 a day using online banking.
- Increase your limit to \$100,000 temporarily or nominate an account for unlimited transfers by contacting us.
- BPAY payments (subject to BPAY biller code limits) free of charge via online and mobile banking.
- Make the switch to free online statements by updating your preference online.

About your account

- Interest is calculated on daily balances and paid monthly. The interest rate is variable and may change at any time without prior notice.
- If you have a complaint about our service, or you'd like more information about your account including fees and charges, mistaken payments or unauthorised transactions, please read the terms and conditions for your account or contact us.

Protect your account

- Please check each entry on this statement. If you think there is an error or unauthorised transaction, please contact us right away.
- If you have new contact details, please contact us to update them.
- This statement should be kept in a safe place at all times. Please read the Product Information Statement for more details about keeping your account secure.

Access to and sharing your data

- We may provide access to or share an electronic copy of your data (account details, balance, transaction history and personal information) with other parties at your or your Financial Services Professional's request. This includes people who work with or for your Financial Services Professional such as accountants, consultants, technology platform owner/operators and others, some of whom may not be in Australia.
- Please refer to the current offer document for more information and speak with your Financial Services Professional if you have questions about how your data may be used, disclosed and/or protected.

Visit our Help Centre

- Here you'll find answers to common questions about your account. For more information, please visit help.macquarie.com

Download the Macquarie Mobile Banking app

- The Macquarie Mobile Banking app makes managing your money simple and convenient.



*The Apple logo is a trademark of Apple Inc, registered in the U.S. and other countries.
App Store is a service mark of Apple Inc. Google Logo is a trademark of Google LLC.*

10.4



Macquarie Cash Management Account

MACQUARIE BANK LIMITED
ABN 46 008 583 542 AFSL 237502

enquiries 1800 806 310
transact@macquarie.com
www.macquarie.com.au

GPO Box 2520
Sydney, NSW 2001



D L MCMILLAN SUPER PTY LTD
U 36 21 USHER AVENUE
LABRADOR QLD 4215

1 Shelley Street
Sydney, NSW 2000

account balance **\$14,197.00**
as at 30 Jun 21

account name D L MCMILLAN SUPER PTY LTD ATF
D L MCMILLAN SUPERANNUATION FUND
account no. 963078944

transaction	description	debits	credits	balance
31.12.20	OPENING BALANCE			18,921.61
08.02.21	Funds transfer TRANSACT FUNDS TFR TO Simmons Livingston	165.00		18,756.61
11.02.21	Funds transfer TRANSACT FUNDS TFR TO DEBBIE MCMILLAN	15,000.00		3,756.61
21.06.21	Deposit DEBBIE MCMILLAN DLMCMILLANSUPERPTY		5,000.00	8,756.61
22.06.21	Deposit DEBBIE MCMILLAN DLMCMILLANSUPERPTY		5,000.00	13,756.61
23.06.21	Deposit DEBBIE MCMILLAN DLMCMILLANSUPERPTY		5,000.00	18,756.61
30.06.21	Funds transfer TRANSACT FUNDS TFR TO SIMMONS LIVINGSTON	4,400.00		14,356.61
30.06.21	Funds transfer TRANSACT FUNDS TFR TO SIMMONS LIVINGSTON	159.61		14,197.00

how to make a transaction

online
Log in to www.macquarie.com.au/personal

by phone
Call 133 275 to make a phone transaction

transfers from another bank account
Transfer funds from another bank to this account:
BSB 182 512
ACCOUNT NO. 963078944

deposits using BPay
From another bank



Bill code: 667022
Ref: 963 078 944

continued on next



Macquarie Cash Management Account

enquiries 1800 806 310

account name D L MCMILLAN SUPER PTY LTD ATF
D L MCMILLAN SUPERANNUATION FUND
account no. 963078944

transaction	description	debits	credits	balance
	CLOSING BALANCE AS AT 30 JUN 21	19,724.61	15,000.00	14,197.00

* Stepped interest rates for the period 1 January to 30 June: balances \$0.00 to \$4,999.99 earned 0.00%
balances \$5,000.00 and above earned 0.00% pa (181 days)

annual interest summary 2020/2021

INTEREST PAID	2.28
TOTAL INCOME PAID	2.28

continued on next

Macquarie Cash Management Account

enquiries 1800 806 310

account name D L MCMILLAN SUPER PTY LTD ATF
D L MCMILLAN SUPERANNUATION FUND
account no. 963078944

We offer several options that allow you to make payments and view transactions free of charge

- Electronic funds transfers up to \$20,000 a day using online banking.
- Increase your limit to \$100,000 temporarily or nominate an account for unlimited transfers by contacting us.
- BPAY payments (subject to BPAY biller code limits) free of charge via online and mobile banking.
- Make the switch to free online statements by updating your preference online.

About your account

- Interest is calculated on daily balances and paid monthly. The interest rate is variable and may change at any time without prior notice.
- If you have a complaint about our service, or you'd like more information about your account including fees and charges, mistaken payments or unauthorised transactions, please read the terms and conditions for your account or contact us.

Protect your account

- Please check each entry on this statement. If you think there is an error or unauthorised transaction, please contact us right away.
- If you have new contact details, please contact us to update them.
- This statement should be kept in a safe place at all times. Please read the Product Information Statement for more details about keeping your account secure.

Access to and sharing your data

- We may provide access to or share an electronic copy of your data (account details, balance, transaction history and personal information) with other parties at your or your Financial Services Professional's request. This includes people who work with or for your Financial Services Professional such as accountants, consultants, technology platform owner/operators and others, some of whom may not be in Australia.
- Please refer to the current offer document for more information and speak with your Financial Services Professional if you have questions about how your data may be used, disclosed and/or protected.

Visit our Help Centre

- Here you'll find answers to common questions about your account. For more information, please visit help.macquarie.com

Download the Macquarie Mobile Banking app

- The Macquarie Mobile Banking app makes managing your money simple and convenient.



*The Apple logo is a trademark of Apple Inc, registered in the U.S. and other countries.
App Store is a service mark of Apple Inc. Google Logo is a trademark of Google LLC.*

10.7

BSB 182-512 **Account Number** 963078944 **Account Name**
 D L MCMILLAN SUPER PTY LTD ATF D L MCMILLAN
 SUPERANNUATION FUND



Cash Management Account Transaction Listing

From 12/06/2021 to 12/07/2021

Date	Category	Details	Debit (\$)	Credit (\$)	Balance (\$)
Jul 2021					
Jul 01	BANK CHEQUE	@super	14,197.00		0.00 //
Jun 2021					
Jun 30	TRANSACT FUNDS TFR TO SIMMONS LIVINGSTON BSB: 064445	A/C: 10527520 - Simmons/InFocus	159.61		14,197.00
Jun 30	TRANSACT FUNDS TFR TO SIMMONS LIVINGSTON BSB: 064445	A/C: 10527520 - Fees	4,400.00		14,356.61
Jun 23	DEBBIE MCMILLAN DLMCMILLANSUPERPTY			5,000.00	18,756.61
Jun 22	DEBBIE MCMILLAN DLMCMILLANSUPERPTY			5,000.00	13,756.61
Jun 21	DEBBIE MCMILLAN DLMCMILLANSUPERPTY			5,000.00	8,756.61
TOTALS			18,756.61	15,000.00	

This transaction list isn't a statement. We recommend you review all your transactions to ensure they're accurate.

D L MCMILLAN SUPERANNUATION FUND

Trial Balance at 30/06/2021

Printed: Monday 12 July, 2021 @ 11:03:46

Last Year	Account	Account Name	Units	Debits \$	Credits \$
	235	Capital Gains/(Losses) - Taxable			
87,705.34	235/001	Unit 106 Durack Park, 75 Outlook Place, Durack Q 4077			
5,026.50	235/002	Plant & Equipment 106/75 Outlook Place per QSR			
1,067.43	235/004	Air conditioner			
	238	Distributions Received			
(1,060.18)	238/001	Infocus Portfolio Sma00237990			
(5,964.59)	247	Increase in Market Value of Investments			
	250	Interest Received			
(9.46)	250/001	Cash at Bank - Macquarie CMA 182512 963078944			
	280	Rent Received			
(17,612.57)	280/001	Unit 106 Durack Park, 75 Outlook Place, Durack Q 4077			
	285	Transfers In - Preserved/Taxable			
(19,990.60)	285/001	McMillan, Debbie Lee			
	286	Transfers In - Preserved/Tax Free			
(9.40)	286/001	McMillan, Debbie Lee			
2,860.00	301	Accountancy Fees			
259.00	304	ATO Supervisory Levy			
330.00	307	Auditor's Remuneration			
40.00	315	Bank Charges			
	334	Depreciation			
796.50	334/001	Plant & Equipment 106/75 Outlook Place per QSR			
114.65	334/003	Air conditioner			
	375	Investment Expenses			
780.25	375/004	Infocus Portfolio Sma00237990			
320.00	380	Insurance			
362.00	381	Filing Fees - ASIC			
666.00	382	Fines			
	390	Life Insurance Premiums - Preserved			
609.77	390/001	McMillan, Debbie Lee			
	425	Rental Property Expenses - 106/75 Outlook Place, Durack			
56.00	425/003	Bank charges			
2,110.83	425/005	Body Corporate Expenses			
458.18	425/006	Borrowing costs			
1,061.82	425/007	Council rates			
96.00	425/008	Gardening expenses			
349.00	425/009	Insurance			
10,829.18	425/011	Interest			
72.00	425/013	Pest control			
1,057.67	425/015	Property Agent Management Fees			
489.00	425/017	Repairs & Maintenance			
61.60	425/018	Stationery, postage and petties			
794.71	425/019	Water			
(73,726.63)	490	Profit/Loss Allocation Account			
	501	McMillan, Debbie Lee (Accumulation)			
(78,838.77)	501/001	Opening Balance - Preserved/Taxable			5,086.40
(14,059.66)	501/002	Opening Balance - Preserved/Tax Free			14,069.06

D L MCMILLAN SUPERANNUATION FUND

Trial Balance at 30/06/2021

Printed: Monday 12 July, 2021 @ 11:03:46

Last Year	Account	Account Name	Units	Debits \$	Credits \$
(19,990.60)	501/021	Transfers In - Preserved/Taxable			
(9.40)	501/022	Transfers In - Preserved/Tax Free			
93,133.20	501/031	Share of Profit/(Loss) - Preserved/Taxable			
609.77	501/130	Life Insurance Premiums - Preserved/Taxable			
7,454.33	604	Cash at Bank - Macquarie CMA 182512 963078944		7,454.33	
	618	Distributions Receivable			
105.35	618/001	Infocus Portfolio Sma00237990		105.35	
	747	Managed Investments (Australian)			
11,578.80	747/001	Infocus Portfolio Sma00237990	1.0000	11,578.80	
	850	Income Tax Payable			
	850/001	Income Tax Payable		16.98	
16.98	850/002	Imputed Credits			
0.00				<u>19,155.46</u>	<u>19,155.46</u>

Current Year Profit/(Loss): \$0.00