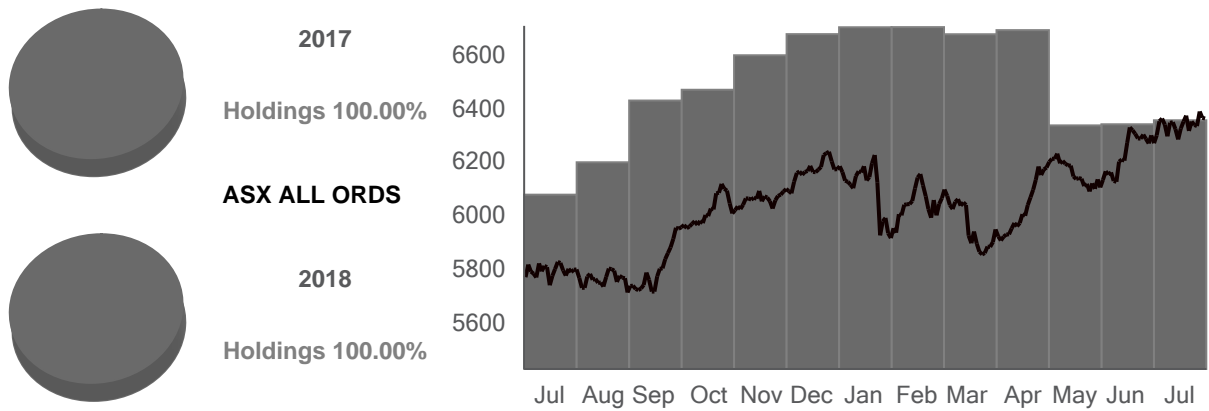




Trading Account Summary

01 Jul 2017 - 01 Jul 2018

Summary Information A/C 239279	+/-	
Holdings valuation at start of period		\$45,109.87
Holdings valuation at end of period	\$26,217.02	\$71,326.89
Portfolio at start of period		\$45,109.87
Portfolio at end of period	\$26,217.02	\$71,326.89
Total portfolio value		\$71,326.89
Total brokerage		\$294.17
Information service fees		\$0.00
Estimated dividends and distributions		\$2,412.24
Estimated franking credits		\$919.50



While every effort has been made to provide you with an accurate statement, we give no warranty of accuracy or reliability and take no responsibility for any errors or omissions including negligence by any officers, employees or agents. We encourage you to confirm the information, holdings and valuations contained herein. Information contained in the report may only relate to the period since you commenced our service.

Copyright © 2019 Third Party Platform Pty Limited. All rights reserved.

Macquarie Online Trading is a service provided by Third Party Platform Pty Ltd ("TPP") ABN 74 121 227 905 AFSL No. 314341, at the request of Macquarie Bank Limited ABN 46 008 583 542 AFSL 237502 ("MBL"). TPP is a Participant of the ASX Group. Neither TPP nor MBL are representatives of each other. Some of the fees paid to TPP for the provision of its services will be remitted to MBL. TPP and MBL do not provide personal financial advice in relation to Macquarie Online Trading. You should consider your own financial situation, particular needs and investment objectives before acting on any of the information available on this report.

Holdings valuation

01 Jul 2017 - 01 Jul 2018

Holdings valuation at 1 Jul 2017

\$45,109.87

Equities

ASX code	Description	Quantity	Cost Price	Price	Value
ANZ	ANZ BANK FPO	332	\$24.32	\$28.720	\$9,535.04
KDR	KIDMAN FPO	12,784	\$0.47	\$0.610	\$7,798.24
MQG	MACQ GROUP FPO	100	\$86.20	\$88.500	\$8,850.00
NAB	NAT. BANK FPO	319	\$25.69	\$29.590	\$9,439.21
ORG	ORIGIN ENE FPO	1,383	\$5.71	\$6.860	\$9,487.38
Sub total					\$45,109.87

Holdings valuation at 1 Jul 2018

\$71,326.89

Equities

ASX code	Description	Quantity	Cost Price	Price	Value
ANZ	ANZ BANK FPO	332	\$24.32	\$28.240	\$9,375.68
BUB	BUBS AUST FPO	2,339	\$0.86	\$0.775	\$1,812.73
D13	DEPT 13 FPO	25,000	\$0.08	\$0.090	\$2,250.00
LYC	LYNAS FPO	1,081	\$0.00	\$2.340	\$2,529.54
MQG	MACQ GROUP FPO	100	\$86.20	\$123.650	\$12,365.00
NAB	NAT. BANK FPO	319	\$25.69	\$27.410	\$8,743.79
ORG	ORIGIN ENE FPO	1,383	\$5.71	\$10.030	\$13,871.49
PM1	PURE MIN FPO	125,000	\$0.02	\$0.014	\$1,750.00
TLS	TELSTRA FPO	6,428	\$3.57	\$2.620	\$16,841.36
WBC	WESTPAC FPO	61	\$32.88	\$29.300	\$1,787.30
Sub total					\$71,326.89

While every effort has been made to provide you with an accurate statement, we give no warranty of accuracy or reliability and take no responsibility for any errors or omissions including negligence by any officers, employees or agents. We encourage you to confirm the information, holdings and valuations contained herein. Information contained in the report may only relate to the period since you commenced our service.

Copyright © 2019 Third Party Platform Pty Limited. All rights reserved.

Macquarie Online Trading is a service provided by Third Party Platform Pty Ltd ("TPP") ABN 74 121 227 905 AFSL No. 314341, at the request of Macquarie Bank Limited ABN 46 008 583 542 AFSL 237502 ("MBL"). TPP is a Participant of the ASX Group. Neither TPP nor MBL are representatives of each other. Some of the fees paid to TPP for the provision of its services will be remitted to MBL. TPP and MBL do not provide personal financial advice in relation to Macquarie Online Trading. You should consider your own financial situation, particular needs and investment objectives before acting on any of the information available on this report.

Holdings valuation (continued)

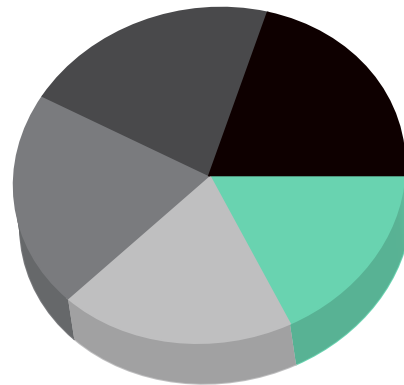
01 Jul 2017 - 01 Jul 2018

Holdings valuation at 1 Jul 2017

\$45,109.87

Holdings composition 1 Jul 2017

ANZ 21.14%
 NAB 20.92%
 KDR 17.29%
 ORG 21.03%
 MQG 19.62%

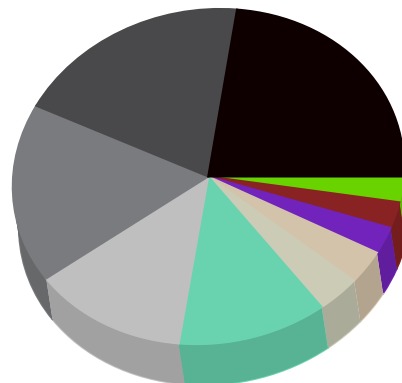


Holdings valuation at 1 Jul 2018

\$71,326.89

Holdings composition 1 Jul 2018

TLS 23.61%
 NAB 12.26%
 WBC 2.51%
 ORG 19.45%
 LYC 3.55%
 PM1 2.45%
 MQG 17.34%
 D13 3.15%
 ANZ 13.14%
 BUB 2.54%



While every effort has been made to provide you with an accurate statement, we give no warranty of accuracy or reliability and take no responsibility for any errors or omissions including negligence by any officers, employees or agents. We encourage you to confirm the information, holdings and valuations contained herein. Information contained in the report may only relate to the period since you commenced our service.

Copyright © 2019 Third Party Platform Pty Limited. All rights reserved.

Macquarie Online Trading is a service provided by Third Party Platform Pty Ltd ("TPP") ABN 74 121 227 905 AFSL No. 314341, at the request of Macquarie Bank Limited ABN 46 008 583 542 AFSL 237502 ("MBL"). TPP is a Participant of the ASX Group. Neither TPP nor MBL are representatives of each other. Some of the fees paid to TPP for the provision of its services will be remitted to MBL. TPP and MBL do not provide personal financial advice in relation to Macquarie Online Trading. You should consider your own financial situation, particular needs and investment objectives before acting on any of the information available on this report.

Transaction summary

01 Jul 2017 - 01 Jul 2018

Equities

A2M THE A2 MILK COMPANY ORDINARY

Date	Type	Action	Quantity	Unit price	Trade value	Brokerage	Other fees	GST	Total value
17/01/2018	Buy	B3485667	525	\$7.6000	\$3,990.00	\$18.14	\$0.00	\$1.81	\$4,009.95
25/01/2018	Sell	S3501125	(525)	\$8.5000	(\$4,462.50)	\$18.14	\$0.00	\$1.81	(\$4,442.55)
Sub total			0						

BUB BUBS AUST LTD ORDINARY

Date	Type	Action	Quantity	Unit price	Trade value	Brokerage	Other fees	GST	Total value
13/11/2017	Buy	B3366632	2,339	\$0.8550	\$1,999.84	\$18.14	\$0.00	\$1.81	\$2,019.79
Sub total			2,339						

D13 DEPARTMENT 13 INTL ORDINARY

Date	Type	Action	Quantity	Unit price	Trade value	Brokerage	Other fees	GST	Total value
22/11/2017	Buy	B3388104	25,000	\$0.0800	\$2,000.00	\$18.14	\$0.00	\$1.81	\$2,019.95
Sub total			25,000						

KDR KIDMAN RESOURCES LTD ORDINARY

Date	Type	Action	Quantity	Unit price	Trade value	Brokerage	Other fees	GST	Total value
10/11/2016	Buy	B2776335	3,846	\$0.5250	\$2,019.15	\$18.14	\$0.00	\$1.81	\$2,039.10
01/03/2017	Buy	B2951807	4,000	\$0.4800	\$1,920.00	\$18.14	\$0.00	\$1.81	\$1,939.95
16/03/2017	Buy	B2977860	4,938	\$0.4050	\$1,999.89	\$18.14	\$0.00	\$1.81	\$2,019.84
11/05/2018	Sell	S3683412	(12,784)	\$2.1700	(\$27,741.28)	\$30.26	\$0.00	\$3.03	(\$27,707.99)
Sub total			0						

While every effort has been made to provide you with an accurate statement, we give no warranty of accuracy or reliability and take no responsibility for any errors or omissions including negligence by any officers, employees or agents. We encourage you to confirm the information, holdings and valuations contained herein. Information contained in the report may only relate to the period since you commenced our service.

Copyright © 2019 Third Party Platform Pty Limited. All rights reserved.

Macquarie Online Trading is a service provided by Third Party Platform Pty Ltd ("TPP") ABN 74 121 227 905 AFSL No. 314341, at the request of Macquarie Bank Limited ABN 46 008 583 542 AFSL 237502 ("MBL"). TPP is a Participant of the ASX Group. Neither TPP nor MBL are representatives of each other. Some of the fees paid to TPP for the provision of its services will be remitted to MBL. TPP and MBL do not provide personal financial advice in relation to Macquarie Online Trading. You should consider your own financial situation, particular needs and investment objectives before acting on any of the information available on this report.

Transaction summary (continued)

01 Jul 2017 - 01 Jul 2018

LYC LYNAS CORPORATION ORDINARY

Date	Type	Action	Quantity	Unit price	Trade value	Brokerage	Other fees	GST	Total value
04/09/2017	Buy	B3242133	10,810	\$0.1850	\$1,999.85	\$18.14	\$0.00	\$1.81	\$2,019.80
04/12/2017	Out	Transfer	(10,810)	\$0.0000	(\$0.00)	\$0.00	\$0.00	\$0.00	(\$0.00)
04/12/2017	In	Transfer	1,081	\$0.0000	\$0.00	\$0.00	\$0.00	\$0.00	\$0.00
Sub total			1,081						

PM1 PURE MINERALS LTD ORDINARY

Date	Type	Action	Quantity	Unit price	Trade value	Brokerage	Other fees	GST	Total value
09/02/2018	Buy	B3535089	125,000	\$0.0160	\$1,999.99	\$18.14	\$0.00	\$1.81	\$2,019.94
Sub total			125,000						

STO SANTOS LTD ORDINARY

Date	Type	Action	Quantity	Unit price	Trade value	Brokerage	Other fees	GST	Total value
10/07/2017	Buy	B3154200	1,724	\$2.9100	\$5,016.84	\$18.14	\$0.00	\$1.81	\$5,036.79
13/10/2017	Sell	S3305955	(1,724)	\$4.1600	(\$7,171.84)	\$18.14	\$0.00	\$1.81	(\$7,151.89)
Sub total			0						

SYR SYRAH RESOURCES ORDINARY

Date	Type	Action	Quantity	Unit price	Trade value	Brokerage	Other fees	GST	Total value
16/08/2017	Buy	B3208109	1,992	\$2.5100	\$4,999.92	\$18.14	\$0.00	\$1.81	\$5,019.87
08/09/2017	Sell	S3250007	(1,992)	\$3.4800	(\$6,932.16)	\$18.14	\$0.00	\$1.81	(\$6,912.21)
Sub total			0						

TLS TELSTRA CORPORATION. ORDINARY

Date	Type	Action	Quantity	Unit price	Trade value	Brokerage	Other fees	GST	Total value
------	------	--------	----------	------------	-------------	-----------	------------	-----	-------------

While every effort has been made to provide you with an accurate statement, we give no warranty of accuracy or reliability and take no responsibility for any errors or omissions including negligence by any officers, employees or agents. We encourage you to confirm the information, holdings and valuations contained herein. Information contained in the report may only relate to the period since you commenced our service.

Copyright © 2019 Third Party Platform Pty Limited. All rights reserved.

Macquarie Online Trading is a service provided by Third Party Platform Pty Ltd ("TPP") ABN 74 121 227 905 AFSL No. 314341, at the request of Macquarie Bank Limited ABN 46 008 583 542 AFSL 237502 ("MBL"). TPP is a Participant of the ASX Group. Neither TPP nor MBL are representatives of each other. Some of the fees paid to TPP for the provision of its services will be remitted to MBL. TPP and MBL do not provide personal financial advice in relation to Macquarie Online Trading. You should consider your own financial situation, particular needs and investment objectives before acting on any of the information available on this report.

Transaction summary (continued)

01 Jul 2017 - 01 Jul 2018

21/09/2017	Buy	B3270239	5,000	\$3.5800	\$17,900.00	\$19.53	\$0.00	\$1.95	\$17,921.48
02/10/2017	Buy	B3284813	1,428	\$3.4900	\$4,983.72	\$18.14	\$0.00	\$1.81	\$5,003.67
Sub total			6,428						

WBC

WESTPAC BANKING CORP ORDINARY

Date	Type	Action	Quantity	Unit price	Trade value	Brokerage	Other fees	GST	Total value
07/11/2017	Buy	B3352836	61	\$32.5500	\$1,985.55	\$18.14	\$0.00	\$1.81	\$2,005.50
Sub total			61						

Please note that the Transaction Date listed of any Off Market Transfers (Transfer) may not necessarily match the Date of Purchase listed on the Off Market transfer form.

While every effort has been made to provide you with an accurate statement, we give no warranty of accuracy or reliability and take no responsibility for any errors or omissions including negligence by any officers, employees or agents. We encourage you to confirm the information, holdings and valuations contained herein. Information contained in the report may only relate to the period since you commenced our service.

Copyright © 2019 Third Party Platform Pty Limited. All rights reserved.

Macquarie Online Trading is a service provided by Third Party Platform Pty Ltd ("TPP") ABN 74 121 227 905 AFSL No. 314341, at the request of Macquarie Bank Limited ABN 46 008 583 542 AFSL 237502 ("MBL"). TPP is a Participant of the ASX Group. Neither TPP nor MBL are representatives of each other. Some of the fees paid to TPP for the provision of its services will be remitted to MBL. TPP and MBL do not provide personal financial advice in relation to Macquarie Online Trading. You should consider your own financial situation, particular needs and investment objectives before acting on any of the information available on this report.

Brokerage & information services

01 Jul 2017 - 01 Jul 2018

July 2017	Amount	GST	Total
Brokerage and trail fees	\$18.14	\$1.81	\$19.95
Information services	\$0.00	\$0.00	\$0.00
	\$18.14	\$1.81	\$19.95

August 2017	Amount	GST	Total
Brokerage and trail fees	\$18.14	\$1.81	\$19.95
Information services	\$0.00	\$0.00	\$0.00
	\$18.14	\$1.81	\$19.95

September 2017	Amount	GST	Total
Brokerage and trail fees	\$55.81	\$5.57	\$61.38
Information services	\$0.00	\$0.00	\$0.00
	\$55.81	\$5.57	\$61.38

October 2017	Amount	GST	Total
Brokerage and trail fees	\$36.28	\$3.62	\$39.90
Information services	\$0.00	\$0.00	\$0.00
	\$36.28	\$3.62	\$39.90

While every effort has been made to provide you with an accurate statement, we give no warranty of accuracy or reliability and take no responsibility for any errors or omissions including negligence by any officers, employees or agents. We encourage you to confirm the information, holdings and valuations contained herein. Information contained in the report may only relate to the period since you commenced our service.

Copyright © 2019 Third Party Platform Pty Limited. All rights reserved.

Macquarie Online Trading is a service provided by Third Party Platform Pty Ltd ("TPP") ABN 74 121 227 905 AFSL No. 314341, at the request of Macquarie Bank Limited ABN 46 008 583 542 AFSL 237502 ("MBL"). TPP is a Participant of the ASX Group. Neither TPP nor MBL are representatives of each other. Some of the fees paid to TPP for the provision of its services will be remitted to MBL. TPP and MBL do not provide personal financial advice in relation to Macquarie Online Trading. You should consider your own financial situation, particular needs and investment objectives before acting on any of the information available on this report.

Brokerage & information services (continued)

01 Jul 2017 - 01 Jul 2018

November 2017	Amount	GST	Total
Brokerage and trail fees	\$54.42	\$5.43	\$59.85
Information services	\$0.00	\$0.00	\$0.00
	\$54.42	\$5.43	\$59.85

January 2018	Amount	GST	Total
Brokerage and trail fees	\$36.28	\$3.62	\$39.90
Information services	\$0.00	\$0.00	\$0.00
	\$36.28	\$3.62	\$39.90

February 2018	Amount	GST	Total
Brokerage and trail fees	\$18.14	\$1.81	\$19.95
Information services	\$0.00	\$0.00	\$0.00
	\$18.14	\$1.81	\$19.95

While every effort has been made to provide you with an accurate statement, we give no warranty of accuracy or reliability and take no responsibility for any errors or omissions including negligence by any officers, employees or agents. We encourage you to confirm the information, holdings and valuations contained herein. Information contained in the report may only relate to the period since you commenced our service.

Copyright © 2019 Third Party Platform Pty Limited. All rights reserved.

Macquarie Online Trading is a service provided by Third Party Platform Pty Ltd ("TPP") ABN 74 121 227 905 AFSL No. 314341, at the request of Macquarie Bank Limited ABN 46 008 583 542 AFSL 237502 ("MBL"). TPP is a Participant of the ASX Group. Neither TPP nor MBL are representatives of each other. Some of the fees paid to TPP for the provision of its services will be remitted to MBL. TPP and MBL do not provide personal financial advice in relation to Macquarie Online Trading. You should consider your own financial situation, particular needs and investment objectives before acting on any of the information available on this report.

Brokerage & information services (continued)

01 Jul 2017 - 01 Jul 2018

May 2018	Amount	GST	Total
Brokerage and trail fees	\$30.26	\$3.03	\$33.29
Information services	\$0.00	\$0.00	\$0.00
	\$30.26	\$3.03	\$33.29

Brokerage total	\$267.47	\$26.70	\$294.17
Information services total	\$0.00	\$0.00	\$0.00

While every effort has been made to provide you with an accurate statement, we give no warranty of accuracy or reliability and take no responsibility for any errors or omissions including negligence by any officers, employees or agents. We encourage you to confirm the information, holdings and valuations contained herein. Information contained in the report may only relate to the period since you commenced our service.

Copyright © 2019 Third Party Platform Pty Limited. All rights reserved.

Macquarie Online Trading is a service provided by Third Party Platform Pty Ltd ("TPP") ABN 74 121 227 905 AFSL No. 314341, at the request of Macquarie Bank Limited ABN 46 008 583 542 AFSL 237502 ("MBL"). TPP is a Participant of the ASX Group. Neither TPP nor MBL are representatives of each other. Some of the fees paid to TPP for the provision of its services will be remitted to MBL. TPP and MBL do not provide personal financial advice in relation to Macquarie Online Trading. You should consider your own financial situation, particular needs and investment objectives before acting on any of the information available on this report.

Estimated dividends & distributions

01 Jul 2017 - 01 Jul 2018

ANZ ANZ BANKING GRP LTD ORDINARY

Ex div. date	Payment date	Type	Div. amount	Franking %	Balance	Franking credit	Est. dividend
08/05/2017	03/07/2017	Interim	\$0.80	100.00%	332	\$113.83	\$265.60
13/11/2017	18/12/2017	Final	\$0.80	100.00%	332	\$113.83	\$265.60
Estimated sub total						\$227.66	\$531.20

MQG MACQUARIE GROUP LTD ORDINARY

Ex div. date	Payment date	Type	Div. amount	Franking %	Balance	Franking credit	Est. dividend
16/05/2017	03/07/2017	Final	\$2.80	45.00%	100	\$54.00	\$280.00
07/11/2017	13/12/2017	Interim	\$2.05	45.00%	100	\$39.54	\$205.00
Estimated sub total						\$93.54	\$485.00

NAB NATIONAL AUST. BANK ORDINARY

Ex div. date	Payment date	Type	Div. amount	Franking %	Balance	Franking credit	Est. dividend
16/05/2017	05/07/2017	Interim	\$0.99	100.00%	319	\$135.35	\$315.81
09/11/2017	13/12/2017	Final	\$0.99	100.00%	319	\$135.35	\$315.81
Estimated sub total						\$270.70	\$631.62

TLS TELSTRA CORPORATION. ORDINARY

Ex div. date	Payment date	Type	Div. amount	Franking %	Balance	Franking credit	Est. dividend
28/02/2018	29/03/2018	Interim	\$0.11	100.00%	6,428	\$303.03	\$707.08
Estimated sub total						\$303.03	\$707.08

While every effort has been made to provide you with an accurate statement, we give no warranty of accuracy or reliability and take no responsibility for any errors or omissions including negligence by any officers, employees or agents. We encourage you to confirm the information, holdings and valuations contained herein. Information contained in the report may only relate to the period since you commenced our service.

Copyright © 2019 Third Party Platform Pty Limited. All rights reserved.

Macquarie Online Trading is a service provided by Third Party Platform Pty Ltd ("TPP") ABN 74 121 227 905 AFSL No. 314341, at the request of Macquarie Bank Limited ABN 46 008 583 542 AFSL 237502 ("MBL"). TPP is a Participant of the ASX Group. Neither TPP nor MBL are representatives of each other. Some of the fees paid to TPP for the provision of its services will be remitted to MBL. TPP and MBL do not provide personal financial advice in relation to Macquarie Online Trading. You should consider your own financial situation, particular needs and investment objectives before acting on any of the information available on this report.

Estimated dividends & distributions (continued)

01 Jul 2017 - 01 Jul 2018

WBC		WESTPAC BANKING CORP ORDINARY					
Ex div. date	Payment date	Type	Div. amount	Franking %	Balance	Franking credit	Est. dividend
13/11/2017	22/12/2017	Final	\$0.94	100.00%	61	\$24.57	\$57.34
Estimated sub total						\$24.57	\$57.34
Estimated total						\$919.50	\$2,412.24

The information presented in this report is a general estimation and is intended as a guide for indicative purposes only. It is an extrapolation of our understanding of your holdings against publicly available dividend entitlement and payment information. It should not be considered a replacement for your own records. We encourage you to confirm the information and holdings represented here.

While every effort has been made to provide you with an accurate statement, we give no warranty of accuracy or reliability and take no responsibility for any errors or omissions including negligence by any officers, employees or agents. We encourage you to confirm the information, holdings and valuations contained herein. Information contained in the report may only relate to the period since you commenced our service.

Copyright © 2019 Third Party Platform Pty Limited. All rights reserved.

Macquarie Online Trading is a service provided by Third Party Platform Pty Ltd ("TPP") ABN 74 121 227 905 AFSL No. 314341, at the request of Macquarie Bank Limited ABN 46 008 583 542 AFSL 237502 ("MBL"). TPP is a Participant of the ASX Group. Neither TPP nor MBL are representatives of each other. Some of the fees paid to TPP for the provision of its services will be remitted to MBL. TPP and MBL do not provide personal financial advice in relation to Macquarie Online Trading. You should consider your own financial situation, particular needs and investment objectives before acting on any of the information available on this report.