

# Financial Report

for the year ended  
30 June 2023

MTDonnachie Superannuation Fund



MTDonnachie Superannuation Fund

# Statement of Financial Position

As at 30 June 2023



	Note	2023 \$	2022 \$
<b>Assets</b>			
<b>Investments</b>			
Shares in Listed Companies (Australian)	2	8,524.73	18,115.05
Shares in Listed Companies (Overseas)	3	143,532.30	124,873.26
<b>Total Investments</b>		<u>152,057.03</u>	<u>142,988.31</u>
<b>Other Assets</b>			
ANZ Business Premium Saver 7672		13.43	4.45
ANZ Cash Investment Ac 6303		316.56	48.23
<b>Total Other Assets</b>		<u>329.99</u>	<u>52.68</u>
<b>Total Assets</b>		<u>152,387.02</u>	<u>143,040.99</u>
Less:			
<b>Liabilities</b>			
Income Tax Payable		788.25	666.00
<b>Total Liabilities</b>		<u>788.25</u>	<u>666.00</u>
<b>Net assets available to pay benefits</b>		<u>151,598.77</u>	<u>142,374.99</u>
Represented by:			
<b>Liability for accrued benefits allocated to members' accounts</b>	5		
Beaven, Anthony - Accumulation		129,518.89	121,598.74
Beaven, Mary - Accumulation		22,079.88	20,776.25
<b>Total Liability for accrued benefits allocated to members' accounts</b>		<u>151,598.77</u>	<u>142,374.99</u>

MB TB

## Operating Statement

For the year ended 30 June 2023

	Note	2023	2022
		\$	\$
<b>Income</b>			
<b>Investment Income</b>			
Dividends Received		7,263.31	6,044.41
Interest Received		11.46	0.05
<b>Investment Gains</b>			
Changes in Market Values			
Realised Movements in Market Value		(3,028.87)	272.66
Unrealised Movements in Market Value		7,502.61	(50,039.99)
<b>Contribution Income</b>			
Personal Non Concessional		282.52	0.00
Transfers In		0.00	9,503.65
<b>Total Income</b>		<u>12,031.03</u>	<u>(34,219.22)</u>
<b>Expenses</b>			
Accountancy Fees		1,360.00	950.00
ATO Supervisory Levy		259.00	259.00
Auditor's Remuneration		400.00	395.00
		<u>2,019.00</u>	<u>1,604.00</u>
<b>Total Expenses</b>		<u>2,019.00</u>	<u>1,604.00</u>
<b>Benefits accrued as a result of operations before income tax</b>		<u>10,012.03</u>	<u>(35,823.22)</u>
Income Tax Expense		788.25	666.00
<b>Benefits accrued as a result of operations</b>		<u>9,223.78</u>	<u>(36,489.22)</u>

# MTDonnachie Superannuation Fund

## Notes to the Financial Statements

For the year ended 30 June 2023



### Note 1: Summary of Significant Accounting Policies

The trustees have prepared the financial statements on the basis that the Superannuation Fund is not a reporting entity because it is not publicly accountable and is not required by law or governing document to prepare financial statements that comply with Australian Accounting Standards. The financial statements are therefore special purpose financial statements that have been prepared in order to meet the requirements of the Superannuation Industry (Supervision) Act 1993 and associated Regulations, the trust deed of the Fund and the needs of members.

The financial statements have been prepared on a cash basis and are based on historical costs, except for investments which have been measured at market value.

The following significant accounting policies, which are consistent with the policies applied in the previous period unless otherwise stated, have been adopted in the preparation of the financial statements.

The financial statements were authorised for issue by the Trustee(s).

#### a. Measurement of Investments

The Fund initially recognises:

- (i) an investment when it controls the future economic benefits expected to flow from the asset. For financial assets, the trade date is considered to be the date on which control of the future economic benefits attributable to the asset passes to the Fund; and
- (ii) a financial liability on the date it becomes a party to the contractual provisions of the instrument.

Investments of the Fund have been measured at market value, which refers to the amount that a willing buyer could reasonably be expected to pay to acquire an asset from a willing seller if the following assumptions were made:

- that the buyer and the seller deal with each other at arm's length in relation to the sale;
- that the sale occurred after proper marketing of the asset; and
- that the buyer and the seller acted knowledgeably and prudentially in relation to the sale.

Market value has been determined as follows:

- (i) shares and other securities listed on the Australian Securities Exchange by reference to the relevant market quotations at the end of the reporting period;
- (ii) units in managed funds by reference to the unit redemption price at the end of the reporting period;
- (iii) fixed-interest securities by reference to the redemption price at the end of the reporting period;
- (iv) unlisted investments are stated at trustees' assessment based on estimated market value at balance date or where necessary, an external valuer's opinion; and
- (v) investment properties at the trustees' assessment of the market value or where necessary a qualified independent valuer's opinion at the end of reporting period.

#### b. Cash and Cash Equivalents

Cash and cash equivalents include cash on hand and at call, deposits with banks and short-term, highly liquid investments that are readily convertible to cash and subject to an insignificant risk of change in value.

#### c. Revenue

##### Interest revenue

Interest revenue is recognised in respect of fixed-interest securities, and cash and cash equivalent balances. Interest revenue is recognised upon receipt.

##### Dividend revenue

Handwritten signatures of the trustees, appearing as "MB" and "TB".

## Notes to the Financial Statements

For the year ended 30 June 2023

Dividend revenue is recognised when the dividend has been paid or, in the case of dividend reinvestment schemes, when the dividend is credited to the benefit of the fund.

**Rental revenue**

Upon entering into each contract as a lessor, the Fund assesses if the lease is a finance or operating lease. All leases have been assessed as operating leases. Rental revenue arising from operating leases on investment properties is recognised on straight-line basis over the term of the specific lease.

**Distribution revenue**

Distributions from unit trusts and managed funds are recognised as at the date the unit value is quoted ex-distribution and if not received at the end of the reporting period, are reflected in the statement of financial position as a receivable at market value.

**Remeasurement changes in market values**

Remeasurement changes in the market values of assets are recognised as income and determined as the difference between the market value at year-end or consideration received (if sold during the year) and the market value as at the prior year-end or cost (if acquired during the period).

**Contributions**

Contributions and transfers in are recognised when the control and the benefits from the revenue have been attained and are recorded by the Fund, gross of any taxes, in the period to which they relate.

**d. Liability for Accrued Benefits**

The liability for accrued benefits represents the Fund's present obligation to pay benefits to members and beneficiaries, and has been calculated as the difference between the carrying amount of the assets and the carrying amount of the other payables and income tax liabilities as at the end of the reporting period.

**e. Trade and Other Payables**

Financial liabilities, such as trade creditors and other payables, are measured at the gross value of the outstanding balance at the end of the reporting period. The trustees have determined that the gross value of the Fund's financial liabilities is equivalent to the market value. Any remeasurement changes in the gross value of non-current financial liabilities (including liabilities for members' accrued benefits) are recognised in the operating statement in the periods in which they occur.

**f. Critical Accounting Estimates and Judgements**

The preparation of financial statements requires the trustees to make judgements, estimates and assumptions that affect the application of accounting policies and the reported amounts of assets and liabilities, income and expenses. Actual results may differ from these estimates.


Estimates and underlying assumptions are reviewed on an ongoing basis. Revisions to accounting estimates are recognised in the period in which the estimate is revised and in any future period affected.

**Note 2: Shares in Listed Companies (Australian)**

	2023 \$	2022 \$
Morella Corporation Limited	8,524.73	18,115.05
	<hr/> 8,524.73 <hr/>	<hr/> 18,115.05 <hr/>

**Note 3: Shares in Listed Companies (Overseas)**

2023 \$	2022 \$
------------	------------



## Notes to the Financial Statements

For the year ended 30 June 2023

Lloyds Banking Group Plc	143,532.30	124,873.26
	<hr/>	<hr/>
	143,532.30	124,873.26
	<hr/>	<hr/>

**Note 4: Banks and Term Deposits**


	<b>2023</b>	<b>2022</b>
	<b>\$</b>	<b>\$</b>
<b>Banks</b>		
ANZ Business Premium Saver 7672	13.43	4.45
ANZ Cash Investment Ac 6303	316.56	48.23
	<hr/>	<hr/>
	329.99	52.68
	<hr/>	<hr/>

**Note 5: Liability for Accrued Benefits**

	<b>2023</b>	<b>2022</b>
	<b>\$</b>	<b>\$</b>
Liability for accrued benefits at beginning of year	142,374.99	178,864.21
Benefits accrued as a result of operations	9,223.78	(36,489.22)
Current year member movements	0.00	0.00
	<hr/>	<hr/>
Liability for accrued benefits at end of year	151,598.77	142,374.99
	<hr/>	<hr/>

**Note 6: Subsequent Event - COVID-19**

The Coronavirus (Covid-19) pandemic is expected to cause material decline in the market value of the fund investments. The trustees are aware of the uncertainty surrounding the global markets during this time and the effects it will have on the value of the fund investments after the reporting date.



## Trustees Declaration

---

The trustees have determined that the fund is not a reporting entity and that this special purpose financial statements should be prepared in accordance with the accounting policies described in Note 1 to the financial statements.

In the opinion of the trustees:

- (i) the financial statements and notes to the financial statements for the year ended 30 June 2023 present fairly, in all material respects, the financial position of the superannuation fund at 30 June 2023 and the results of its operations for the year then ended in accordance with the accounting policies described in Note 1 to the financial statements;
- (ii) the financial statements and notes to the financial statements have been prepared in accordance with the requirements of the trust deed; and
- (iii) the operation of the superannuation fund has been carried out in accordance with its trust deed and in compliance with the requirements of the Superannuation Industry (Supervision) Act 1993 and associated Regulations during the year ended 30 June 2023.

Signed in accordance with a resolution of the trustees by:


.....  
Anthony Beaven

Trustee

.....  
Mary Beaven

Trustee

DATED:

Handwritten signatures of the trustees, Anthony Beaven and Mary Beaven.

MTDonnachie Superannuation Fund  
**Statement of Taxable Income**

For the year ended 30 June 2023



	2023
	\$
Benefits accrued as a result of operations	10,012.03
<b>Less</b>	
Increase in MV of investments	7,502.61
Realised Accounting Capital Gains	(3,028.87)
Non Taxable Contributions	282.52
	<u>4,756.26</u>
 SMSF Annual Return Rounding	 (0.77)
<b>Taxable Income or Loss</b>	<u>5,255.00</u>
Income Tax on Taxable Income or Loss	788.25
 <b>CURRENT TAX OR REFUND</b>	 <u>788.25</u>
Supervisory Levy	<u>259.00</u>
<b>AMOUNT DUE OR REFUNDABLE</b>	<u>1,047.25</u>

MB TB



# MTDonnachie Superannuation Fund

## Members Statement



Anthony Charles Beaven  
unit 6/197-201 Anzac Highway  
Plympton, South Australia, 5038, Australia

### Your Details

Date of Birth : Provided  
Age: 59  
Tax File Number: Provided  
Date Joined Fund: 25/03/2013  
Service Period Start Date: 10/07/2007  
Date Left Fund:  
Member Code: BEAANT00002A  
Account Start Date: 25/03/2013  
Account Phase: Accumulation Phase  
Account Description: Accumulation

Nominated Beneficiaries: Mary Sonia Beaven  
Nomination Type: N/A  
Vested Benefits: 129,518.89

### Your Balance

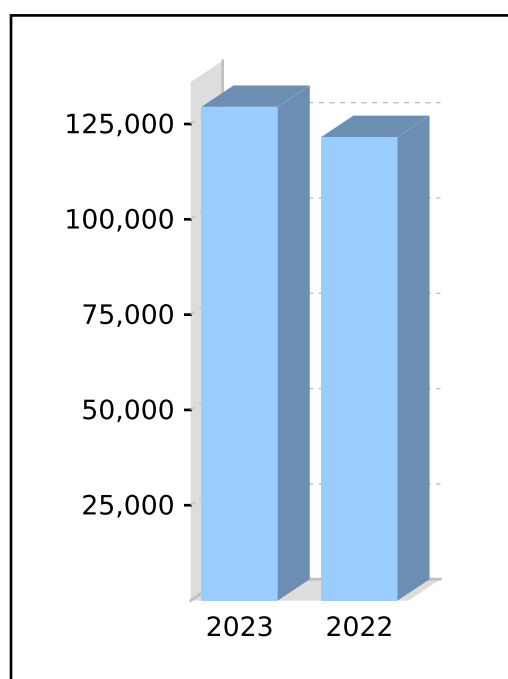
Total Benefits 129,518.89

#### Preservation Components

Preserved 129,518.89  
Unrestricted Non Preserved  
Restricted Non Preserved

#### Tax Components

Tax Free 115,935.13  
Taxable 13,583.76



### Your Detailed Account Summary

	This Year	Last Year
Opening balance at 01/07/2022	121,598.74	151,110.84
<u>Increases to Member account during the period</u>		
Employer Contributions		
Personal Contributions (Concessional)		
Personal Contributions (Non Concessional)	282.52	
Government Co-Contributions		
Other Contributions		
Proceeds of Insurance Policies		
Transfers In		9,503.65
Net Earnings	8,310.95	(38,450.78)
Internal Transfer In		
<u>Decreases to Member account during the period</u>		
Pensions Paid		
Contributions Tax		
Income Tax	673.32	564.97
No TFN Excess Contributions Tax		
Excess Contributions Tax		
Refund Excess Contributions		
Division 293 Tax		
Insurance Policy Premiums Paid		
Management Fees		
Member Expenses		
Benefits Paid/Transfers Out		
Superannuation Surcharge Tax		
Internal Transfer Out		
Closing balance at 30/06/2023	129,518.89	121,598.74

MB TB

# MTDonnachie Superannuation Fund

## Members Statement



Mary Sonia Beaven  
unit 6/197-201 Anzac Highway  
Plympton, South Australia, 5038, Australia

### Your Details

Date of Birth : Provided  
Age: 59  
Tax File Number: Provided  
Date Joined Fund: 25/03/2013  
Service Period Start Date: 25/03/2013  
Date Left Fund:  
Member Code: BEAMAR00002A  
Account Start Date: 25/03/2013  
Account Phase: Accumulation Phase  
Account Description: Accumulation

Nominated Beneficiaries: Anthony Charles Beaven  
Nomination Type: N/A  
Vested Benefits: 22,079.88

### Your Balance

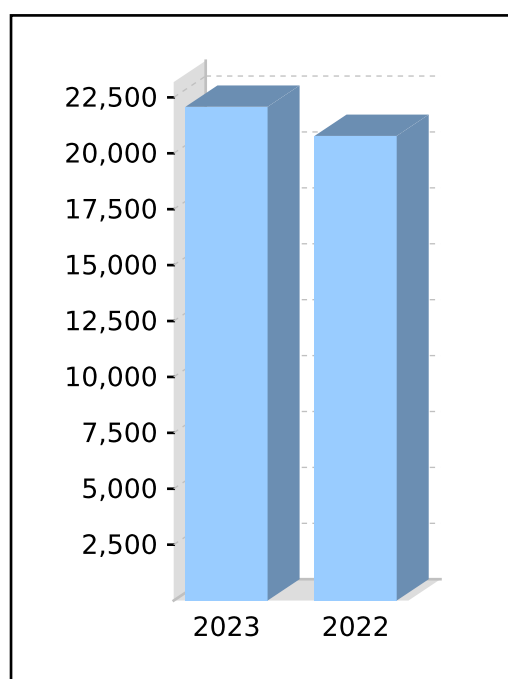
Total Benefits 22,079.88

#### Preservation Components

Preserved 22,079.88  
Unrestricted Non Preserved  
Restricted Non Preserved

#### Tax Components

Tax Free 55,887.24  
Taxable (33,807.36)



### Your Detailed Account Summary

	This Year	Last Year
Opening balance at 01/07/2022	20,776.25	27,753.37
<u>Increases to Member account during the period</u>		
Employer Contributions		
Personal Contributions (Concessional)		
Personal Contributions (Non Concessional)		
Government Co-Contributions		
Other Contributions		
Proceeds of Insurance Policies		
Transfers In		
Net Earnings	1,418.56	(6,876.09)
Internal Transfer In		
<u>Decreases to Member account during the period</u>		
Pensions Paid		
Contributions Tax		
Income Tax	114.93	101.03
No TFN Excess Contributions Tax		
Excess Contributions Tax		
Refund Excess Contributions		
Division 293 Tax		
Insurance Policy Premiums Paid		
Management Fees		
Member Expenses		
Benefits Paid/Transfers Out		
Superannuation Surcharge Tax		
Internal Transfer Out		
Closing balance at 30/06/2023	22,079.88	20,776.25

MB TB

## Members Summary

As at 30 June 2023



Opening Balances	Increases				Decreases						Closing Balance
	Contributions	Transfers In	Net Earnings	Insurance Proceeds	Pensions Paid	Contributions Tax	Taxes Paid	Benefits Paid/ Transfers Out	Insurance Premiums	Member Expenses	
Anthony Charles Beaven (Age: 59)											
BEAANT00002A - Accumulation											
121,598.74	282.52		8,310.95				673.32				129,518.89
121,598.74	282.52		8,310.95				673.32				129,518.89
Mary Sonia Beaven (Age: 59)											
BEAMAR00002A - Accumulation											
20,776.25			1,418.56				114.93				22,079.88
20,776.25			1,418.56				114.93				22,079.88
142,374.99	282.52		9,729.51				788.25				151,598.77

# MTDonnachie Superannuation Fund

## Investment Summary Report



As at 30 June 2023

Investment	Units	Market Price	Market Value	Average Cost	Accounting Cost	Unrealised Gain/(Loss)	Gain/(Loss)%	Portfolio Weight%
<b>Cash/Bank Accounts</b>								
ANZ Business Premium Saver 7672		13.430000	13.43	13.43	13.43			0.01 %
ANZ Cash Investment Ac 6303		316.560000	316.56	316.56	316.56			0.21 %
			<b>329.99</b>		<b>329.99</b>			<b>0.22 %</b>
<b>Shares in Listed Companies (Australian)</b>								
1MC.AX Morella Corporation Limited	1,065,591.00	0.008000	8,524.73	0.12	125,630.05	(117,105.32)	(93.21) %	5.59 %
			<b>8,524.73</b>		<b>125,630.05</b>	<b>(117,105.32)</b>	<b>(93.21) %</b>	<b>5.59 %</b>
<b>Shares in Listed Companies (Overseas)</b>								
LLOY.L Lloyds Banking Group Plc	172,868.00	0.830300	143,532.30	1.42	245,997.78	(102,465.48)	(41.65) %	94.19 %
			<b>143,532.30</b>		<b>245,997.78</b>	<b>(102,465.48)</b>	<b>(41.65) %</b>	<b>94.19 %</b>
			<b>152,387.02</b>		<b>371,957.82</b>	<b>(219,570.80)</b>	<b>(59.03) %</b>	<b>100.00 %</b>

MB TB

# MTDonnachie Superannuation Fund Investment Income Report



As at 30 June 2023

Investment		Total Income	Franked	Unfranked	Interest/ Other	Franking Credits	Foreign Income	Foreign Credits * 1	Assessable Income (Excl. Capital Gains) * 2	TFN Credits	Other Deductions	Distributed Capital Gains	Non- Assessable Payments
<b>Other Assets</b>													
GIC	ATO Interest	11.46			11.46	0.00	0.00	0.00	11.46			0.00	0.00
		<b>11.46</b>			<b>11.46</b>	<b>0.00</b>	<b>0.00</b>	<b>0.00</b>	<b>11.46</b>			<b>0.00</b>	<b>0.00</b>
<b>Shares in Listed Companies (Overseas)</b>													
LLOY.L	Lloyds Banking Group Plc	7,263.31					7,263.31		7,263.31		0.00		
		<b>7,263.31</b>					<b>7,263.31</b>		<b>7,263.31</b>		<b>0.00</b>		
		<b>7,274.77</b>			<b>11.46</b>	<b>0.00</b>	<b>7,263.31</b>	<b>0.00</b>	<b>7,274.77</b>		<b>0.00</b>	<b>0.00</b>	<b>0.00</b>

Assessable Income (Excl. Capital Gains) **7,274.77**

Net Capital Gain **0.00**

**Total Assessable Income 7,274.77**

\* 1 Includes foreign credits from foreign capital gains.

\* 2 Assessable Income in the SMSF Annual Return will be different as capital gains and losses from disposals of assets have not been included.

For a breakdown of Distributed Capital Gains and Non-Assessable Payments refer to Distributions Reconciliation Report.

*MB TB*

Document electronically signed



[www.fusesign.com](http://www.fusesign.com)

## Document Details

Document ID	3306c671-6bbd-41ee-ae57-c2c879711a2f
Document Bundle ID	8866204f-485a-416a-9b97-218ee388616b
Uploaded to FuseSign	2023-09-29 09:54 +10:00
FuseSign subscriber	Green Frog Super
Initiator email	support@greenfrogsuper.com.au
Signed by	Anthony Beaven (tonybeaven@talk21.com   +61 xxxxxxx 245), Mary Beaven (marybeaven@live.com.au)
System finalisation	2023-10-03 18:10 +10:00
Verify URL	<a href="https://app.fuse.work/fusesign/verify/3306c671-6bbd-41ee-ae57-c2c879711a2f">https://app.fuse.work/fusesign/verify/3306c671-6bbd-41ee-ae57-c2c879711a2f</a>

## Document Signers

### Signer 1

**Name** Anthony Beaven  
**Email** tonybeaven@talk21.com  
**Mobile** +61 xxxxxxx 245  
**IP Address** 31.54.42.166  
**Verification Mode** SMS Code

  
612AD584-2233-407D-B376-9DA74EECC8D0E

### Signer 2

**Name** Mary Beaven  
**Email** marybeaven@live.com.au  
**Mobile** N/A  
**IP Address** 31.54.42.166  
**Verification Mode** Email Code

  
01120BA7-C336-40C0-B23C-ABA7B8E8D0E

## DOCUMENT AUDIT LOG

DATE TIME	USER	TRANSACTION
2023-09-29 09:54 +10:00	SUPPORT@GREENFROGSUPER.COM.AU	DOCUMENT BUNDLE CREATED BY KAREN BARNES (SUPPORT@GREENFROGSUPER.COM.AU) (SOURCE IP ADDRESS: 59.102.93.236)
2023-09-29 09:54 +10:00	SYSTEM	EMAILS SENT TO: TONYBEAVEN@TALK21.COM (8 DOCUMENTS - 6 ACTIONS) MARYBEAVEN@LIVE.COM.AU (8 DOCUMENTS - 6 ACTIONS) SMSS SENT TO: ANTHONY BEAVEN - +61 XXXXXXX 245 (8 DOCUMENTS - 6 ACTIONS) MARY BEAVEN - +61 XXXXXXX 245 (8 DOCUMENTS - 6 ACTIONS)
2023-09-30 02:48 +10:00	ANTHONY BEAVEN	SMS VERIFICATION REQUESTED TO MOBILE ENDING IN 245
2023-09-30 03:04 +10:00	ANTHONY BEAVEN	SMS VERIFICATION REQUESTED TO MOBILE ENDING IN 245
2023-09-30 03:04 +10:00	ANTHONY BEAVEN	CODE ENTERED AND VERIFIED
2023-09-30 03:04 +10:00	ANTHONY BEAVEN	LINK OPENED FROM IP 31.54.42.166
2023-09-30 03:07 +10:00	ANTHONY BEAVEN	DOCUMENT SIGNED: 2023 FINANCIAL STATEMENTS
2023-09-30 03:07 +10:00	ANTHONY BEAVEN	ANTHONY BEAVEN HAS COMPLETED BUNDLE 8866204F-485A-416A-9B97-218EE388616B
2023-09-30 03:16 +10:00	ANTHONY BEAVEN	LINK OPENED FROM IP 31.54.42.166
2023-10-03 18:06 +10:00	MARY BEAVEN	EMAIL VERIFICATION REQUESTED TO EMAIL MARYBEAVEN@LIVE.COM.AU
2023-10-03 18:07 +10:00	MARY BEAVEN	CODE ENTERED AND VERIFIED
2023-10-03 18:07 +10:00	MARY BEAVEN	LINK OPENED FROM IP 31.54.42.166
2023-10-03 18:09 +10:00	MARY BEAVEN	DOCUMENT SIGNED: 2023 FINANCIAL STATEMENTS
2023-10-03 18:10 +10:00	SYSTEM	FINALISING DOCUMENT (3306C671-6BBB-41EE-AE57-C2C879711A2F)

## More Information

For more information on electronic signatures and to validate this document was signed by the parties listed above, please visit [www.fusesign.com](http://www.fusesign.com)