

CA/NCA OA/LIAB INC/EXP/TAX

	Source document Link	Reconciliation Link	Note Information	See Excel File	Checked	Auditor Check	Note Instruction
Cash at Bank							
	Click	Click					
	Click	Click					
	Click	Click					
	Click	Click					
	Click	Click					
	Click	Click					
	Click	Click					
	Click	Click					
Listed Securites							
	Click	Click					
	Click	Click					
	Click	Click					
	Click	Click					
	Click	Click					
	Click	Click					
	Click	Click					
Listed/ Non Listed Trusts/ Partnership							
	Click	Click					
	Click	Click					
	Click	Click					
	Click	Click					
	Click	Click					
	Click	Click					
	Click	Click					
Property							
	Click	Click					
	Click	Click					
	Click	Click					
	Click	Click					
	Click	Click					
	Click	Click					

CA/NCA OA/LIAB INC/EXP/TAX

	Source Document Link	Reconciliation Link	Note Information	See Excel File	Checked	Auditor Check	Note Instruction
Other Assets							
Distributions Receivable	Click	Click					
Income Tax Refundable	Click	Click					
	Click	Click					
	Click	Click					
	Click	Click					
	Click	Click					
	Click	Click					
Liabilities							
	Click	Click					
	Click	Click					
	Click	Click					
	Click	Click					
	Click	Click					
	Click	Click					
	Click	Click					
	Click	Click					
	Click	Click					
	Click	Click					
	Click	Click					
	Click	Click					
	Click	Click					
	Click	Click					
	Click	Click					

CA/NCA OALIAB INC/EXP/TAX

	Source document Link	Reconciliation Link	Note Information	See Excel File	Checked	Auditor Check	Note Instruction
Income							
	Click	Click					
	Click	Click					
	Click	Click					
	Click	Click					
	Click	Click					
	Click	Click					
	Click	Click					
	Click	Click					
	Click	Click					
Contributions							
	Click	Click					
	Click	Click					
	Click	Click					
	Click	Click					
	Click	Click					
Expenses							
	Click	Click					
	Click	Click					
	Click	Click					
	Click	Click					
	Click	Click					
	Click	Click					
	Click	Click					
	Click	Click					
	Click	Click					
	Click	Click					
	Click	Click					
	Click	Click					
Tax Allocation / Member Statements							
	Click	Click					
	Click	Click					
	Click	Click					
	Click	Click					

Treloar N & J Superfund Investment Summary Report

As at 30 June 2022

Investment	Units	Market Price ¹	Market Value	Average Cost	Accounting Cost	Unrealised Gain/(Loss)	Gain/(Loss)%	Portfolio Weight%	
Cash/Bank Accounts									
ANZ Cash Active 111498374		2.000000	2.00	2.00	2.00			0.00 %	
Macquarie Cash Management Account 965643216		58.120000	58.12	58.12	58.12			0.02 %	
St. George Investment Cash Account 477932770		2.010000	2.01	2.01	2.01			0.00 %	
			62.13		62.13			0.02 %	
Shares in Listed Companies (Australian)									
ALK.AX	Alkane Resources Limited	10,000.00	0.620000	6,200.00	0.91	9,134.90	(2,934.90)	(32.13) %	2.25 %
AXE.AX	Archer Materials Limited	8,848.00	0.550000	4,866.40	1.56	13,784.55	(8,918.15)	(64.70) %	1.77 %
AEF.AX	Australian Ethical Investment Limited	1,424.00	4.660000	6,635.84	10.52	14,978.42	(8,342.58)	(55.70) %	2.41 %
ASM.AX	Australian Strategic Materials Limited	2,686.00	3.450000	9,266.70	8.42	22,607.28	(13,340.58)	(59.01) %	3.37 %
CSL.AX	CSL Limited	35.00	269.060000	9,417.10	274.47	9,606.60	(189.50)	(1.97) %	3.42 %
DTL.AX	Data#3 Limited	2,138.00	4.660000	9,963.08	4.65	9,943.76	19.32	0.19 %	3.62 %
DDR.AX	Dicker Data Limited	833.00	11.040000	9,196.32	11.98	9,979.62	(783.30)	(7.85) %	3.34 %
FMG.AX	Fortescue Metals Group Ltd	1,000.00	17.530000	17,530.00	18.67	18,665.73	(1,135.73)	(6.08) %	6.37 %
HLA.AX	Healthia Limited	30.00	1.405000	42.15	1.85	55.48	(13.33)	(24.03) %	0.02 %
IEL.AX	Idp Education Limited	293.00	23.820000	6,979.26	34.07	9,981.87	(3,002.61)	(30.08) %	2.53 %
ITM.AX	Itech Minerals Ltd	25,139.00	0.310000	7,793.09	0.47	11,883.13	(4,090.04)	(34.42) %	2.83 %
MP1.AX	Megaport Limited	623.00	5.450000	3,395.35	16.04	9,993.37	(6,598.02)	(66.02) %	1.23 %
NVX.AX	Novonix Limited	1,350.00	2.280000	3,078.00	8.38	11,306.39	(8,228.39)	(72.78) %	1.12 %
PLS.AX	Pilbara Minerals Limited	9,630.00	2.290000	22,052.70	2.06	19,791.20	2,261.50	11.43 %	8.01 %
SP1.AX	Southern Cross Payments Ltd	7,500.00	1.070000*	8,025.00	1.21	9,082.50	(1,057.50)	(11.64) %	2.91 %
			124,440.99		180,794.80	(56,353.81)	(31.17) %	45.20 %	
Shares in Listed Companies (Overseas)									
AMD.NDQ	Advanced Micro Devices Inc.	124.00	111.003000	13,764.37	79.19	9,819.43	3,944.94	40.17 %	5.00 %
ASML.NDQ	ASML Holding NV - New York Shares	9.00	690.782400	6,217.04	1,034.15	9,307.32	(3,090.28)	(33.20) %	2.26 %

Treloar N & J Superfund Investment Summary Report

As at 30 June 2022

Investment	Units	Market Price ¹	Market Value	Average Cost	Accounting Cost	Unrealised Gain/(Loss)	Gain/(Loss)%	Portfolio Weight%	
NET.NYE	Cloudflare Inc - Ordinary Shares - Class A	33.00	63.507000	2,095.73	125.72	4,148.85	(2,053.12)	(49.49) %	0.76 %
GTLB.NDQ	Gitlab Inc - Ordinary Shares - Class A	114.00	77.137500	8,793.68	128.81	14,684.39	(5,890.71)	(40.12) %	3.19 %
HCP.NDQ	HashiCorp Inc - Ordinary Shares - Class A	148.00	42.734800	6,324.75	122.44	18,121.33	(11,796.58)	(65.10) %	2.30 %
NVDA.NDQ	NVIDIA Corp	56.00	220.046500	12,322.60	219.38	12,285.49	37.11	0.30 %	4.48 %
OP26	OP26	72.00	0.000000	0.00	0.00	0.00	0.00	0.00 %	0.00 %
SHOP.NYE	Shopify Inc - Ordinary Shares - Class A	8.00	45.347700	362.78	1,850.91	14,807.25	(14,444.47)	(97.55) %	0.13 %
PATH.NYE	UiPath Inc - Ordinary Shares - Class A	133.00	26.404400	3,511.79	73.19	9,734.30	(6,222.51)	(63.92) %	1.28 %
			53,392.74		92,908.36	(39,515.62)	(42.53) %	19.39 %	
Units in Unlisted Unit Trusts (Australian)									
VTPL	Visie Three Pty Ltd	97,439.93	1.000000	97,439.93	1.00	97,439.93	0.00	0.00 %	35.39 %
			97,439.93		97,439.93	0.00	0.00 %	35.39 %	
			275,335.79		371,205.22	(95,869.43)	(25.83) %	100.00 %	

¹Market Prices as at Reporting Date. Note: Where prices unavailable, system will use last known price

* Investments using last known price

Investment	Market Price	Market Price Date
Southern Cross Payments Ltd	1.070000	01/10/2019



MACQUARIE

Macquarie Cash Management Account

MACQUARIE BANK LIMITED
ABN 46 008 583 542 AFSL 237502

enquiries 1800 806 310
transact@macquarie.com
www.macquarie.com.au

GPO Box 2520
Sydney, NSW 2001



044 389610

TRELOAR N & J SF PTY LTD
389 STANLEY ST
NORTH WARD QLD 4810

1 Shelley Street
Sydney, NSW 2000

account balance **\$47,204.90**
as at 31 Dec 21

account name TRELOAR N & J SF PTY LTD ATF
TRELOAR N & J SUPER FUND
account no. 965643216

transaction	description	debits	credits	balance
30.06.21	OPENING BALANCE			57.03
08.07.21	BPAY	55.00		2.03
28.07.21	Deposit		1,056.77	1,058.80
29.07.21	Funds transfer	1,056.80		2.00
25.08.21	Deposit		7,883.50	7,885.50
25.08.21	Deposit		7,847.66	15,733.16
25.08.21	Deposit		6,715.70	22,448.86
25.08.21	Deposit		10,181.82	32,630.68
25.08.21	Deposit		9,868.35	42,499.03
25.08.21	Deposit		9,319.09	51,818.12
25.08.21	Deposit		6,621.48	58,439.60
25.08.21	Deposit		6,295.31	64,734.91

PENSION *SOLD STOCKS/CASH*

how to make a transaction

online
Log in to www.macquarie.com.au/personal

by phone
Call 133 275 to make a phone transaction

transfers from another bank account
Transfer funds from another bank to this account:
BSB 182 512
ACCOUNT NO. 965643216

deposits using BPay
From another bank



Biller code: 667022
Ref: 965 643 216

continued on next



Macquarie Cash Management Account

enquiries 1800 806 310

account name TRELOAR N & J SF PTY LTD ATF
TRELOAR N & J SUPER FUND
account no. 965643216

PENSION

transaction	description	debits	credits	balance
25.08.21	Deposit 15865076 SOLD 678 Z1P @7.1200		4,744.86	69,479.77
27.08.21	Deposit CMC MARKETS STOC 17479411		127,000.00	196,479.77
31.08.21	Interest MACQUARIE CMA INTEREST PAID*		3.70	196,483.47
01.09.21	Deposit CMC MARKETS STOC 17544588		17,000.00	213,483.47
01.09.21	Deposit CMC MARKETS STOC 17543219		67,500.00	280,983.47
01.09.21	Deposit GPS INVESTMENT F Return of Capital		394,573.10	675,556.57
02.09.21	Deposit GPS INVESTMENT F Pooled Int		1,843.14	677,399.71
02.09.21	Funds transfer PP TO CBC LAWYERS PTY LTD LP TRUST ACC	100,000.00		577,399.71
02.09.21	Funds transfer TRANSACT FUNDS TFR TO CBC LAWYERS PTY LT	99,999.00		477,400.71
03.09.21	Funds transfer TRANSACT FUNDS TFR TO CBC LAWYERS PTY LT	99,998.00		377,402.71
06.09.21	Funds transfer TRANSACT FUNDS TFR TO CBC LAWYERS PTY LT	99,996.00		277,406.71
07.09.21	Funds transfer PP TO CBC LAWYERS PTY LTD LP TRUST ACC	99,997.00		177,409.71
08.09.21	Funds transfer PP TO CBC LAWYERS PTY LTD LP TRUST ACC	99,995.00		77,414.71
09.09.21	Funds transfer PP TO CBC LAWYERS PTY LTD LP TRUST ACC	77,412.71		2.00
30.09.21	Interest MACQUARIE CMA INTEREST PAID*		9.25	11.25
01.10.21	Deposit TRELOAR NT Bring Forward NT NIGEL ①		40,000.00	40,011.25
01.10.21	Deposit ① JENNIFER TRELOAR Jenny Treloar CMC JENNY		100,000.00	140,011.25
04.10.21	Deposit TRELOAR NT Bring Forward NT2 NIGEL ②		40,000.00	180,011.25
04.10.21	Funds transfer TRANSACT FUNDS TFR TO Treloar NJ Superfu	100,000.00		80,011.25
05.10.21	Deposit NIGEL TRELOAR Bring Forward NT3 NIGEL ③		40,000.00	120,011.25
06.10.21	Deposit NIGEL TRELOAR Bring Forward NT4 NIGEL ④		26,816.00	146,827.25
06.10.21	Funds transfer TRANSACT FUNDS TFR TO TRELOAR NJ SUPERFU	100,000.00		46,827.25
12.10.21	Deposit ② JENNIFER TRELOAR 389 Stanley Street JENNY		100,000.00	146,827.25
14.10.21	Funds transfer TRANSACT FUNDS TFR TO TRELOAR NJ SUPERFU	100,000.00		46,827.25
19.10.21	BPAY BPAY TO AXE SPP 2021	15,000.00		31,827.25
27.10.21	Deposit HLA FNL DIVIDEND 001267571016		0.75	31,828.00
29.10.21	Interest MACQUARIE CMA INTEREST PAID*		5.98	31,833.98

NIGEL
\$146816

JENNY BRING FORWARD

continued on next

SOLD STOCKS / CASH / GPS PAYMENT TO \$0



Macquarie Cash Management Account

enquiries 1800 806 310

account name TRELOAR N & J SF PTY LTD ATF
TRELOAR N & J SUPER FUND
account no. 965643216

transaction	description	debits	credits	balance
12.11.21	Deposit ^③ JENNIFER TRELOAR 389 Stanley Street		15,000.00	46,833.98
15.11.21	Deposit NIGEL TRELOAR Axe Share refund 2		5,000.00	51,833.98
15.11.21	Deposit NIGEL TRELOAR AXE refund 1		5,000.00	56,833.98
16.11.21	Deposit NIGEL TRELOAR Axe Share Refund 3		3,097.31	59,931.29
19.11.21	Funds transfer TRANSACT FUNDS TFR TO NIGEL TRELOAR	7,931.29		52,000.00
30.11.21	Interest MACQUARIE CMA INTEREST PAID*		2.73	52,002.73
31.12.21	Interest MACQUARIE CMA INTEREST PAID*		2.17	52,004.90
31.12.21	Funds transfer TRANSACT FUNDS TFR TO NIGEL TRELOAR	4,800.00		47,204.90
	CLOSING BALANCE AS AT 31 DEC 21	1,006,240.80	1,053,388.67	47,204.90

* Interest rate for the period 1 July to 14 November: 0.12% pa (137 days); 15 November to 31 December: 0.05% pa (47 days)

JENNY BRING FORWARD
① + ② + ③ = \$215,000

NIGEL BRING FORWARD
① + ② + ③ + ④
= \$146,816

1ST PENSION PAYMENT
SINCE FUND RESET

2ND PENSION PAYMENT
SINCE FUND RESET



Macquarie Cash Management Account

MACQUARIE BANK LIMITED
ABN 46 008 583 542 AFSL 237502

enquiries 1800 806 310
transact@macquarie.com
www.macquarie.com.au

GPO Box 2520
Sydney, NSW 2001



TRELOAR N & J SF PTY LTD
389 STANLEY ST
NORTH WARD QLD 4810

1 Shelley Street
Sydney, NSW 2000

account balance **\$58.12**
as at 30 Jun 22

account name TRELOAR N & J SF PTY LTD ATF
TRELOAR N & J SUPER FUND
account no. 965643216

transaction	description	debits	credits	balance
31.12.21	OPENING BALANCE			47,204.90
17.01.22	Funds transfer TRANSACT FUNDS TFR TO NIGEL TRELOAR	1,200.00		46,004.90
31.01.22	Interest MACQUARIE CMA INTEREST PAID*		1.92	46,006.82
14.02.22	Funds transfer TRANSACT FUNDS TFR TO NIGEL TRELOAR	3,000.00		43,006.82
28.02.22	Interest MACQUARIE CMA INTEREST PAID*		1.70	43,008.52
16.03.22	Funds transfer TRANSACT FUNDS TFR TO NIGEL TRELOAR	4,000.00		39,008.52
18.03.22	Funds transfer PP TO SUPERHELP AUSTRALIA PTY LTD	1,725.00		37,283.52
24.03.22	Deposit HLA ITM DIV 001275146096		0.60	37,284.12
31.03.22	Interest MACQUARIE CMA INTEREST PAID*		1.72	37,285.84
31.03.22	Deposit ATO ATO003000016183468		912.77	38,198.61
31.03.22	Deposit CMC MARKETS STOC 20510538		14,715.00	52,913.61
31.03.22	Funds transfer TRANSACT FUNDS TFR TO NIGEL TRELOAR	2,000.00		50,913.61

how to make a transaction

online
Log in to www.macquarie.com.au/personal

by phone
Call 133 275 to make a phone transaction

transfers from another bank account
Transfer funds from another bank to this account:
BSB 182 512
ACCOUNT NO. 965643216

deposits using BPay
From another bank



Bill code: 667022
Ref: 965 643 216

continued on next



Macquarie Cash Management Account

enquiries 1800 806 310

account name TRELOAR N & J SF PTY LTD ATF
TRELOAR N & J SUPER FUND
account no. 965643216

	transaction	description	debits	credits	balance
01.04.22	Funds transfer	TRANSACT FUNDS TFR TO GPS INVESTMENT FUN	50,000.00		913.61
02.05.22	Deposit	CMC MARKETS STOC 20924345		45,956.93	46,870.54
04.05.22	Funds transfer	TRANSACT FUNDS TFR TO GPS INVESTMENT FUN	46,868.54		2.00
06.05.22	Deposit	CMC MARKETS STOC 20997262		344.00	346.00
09.05.22	BPAY	BPAY TO ASIC	344.00		2.00
24.05.22	Deposit	CMC MARKETS STOC 21232331		56.00	58.00
31.05.22	Interest	MACQUARIE CMA INTEREST PAID*		0.12	58.12
23.06.22	Deposit	CMC MARKETS STOC 21612783		612.68	670.80
24.06.22	Funds transfer	TRANSACT FUNDS TFR TO NIGEL TRELOAR	612.68		58.12
		CLOSING BALANCE AS AT 30 JUN 22	109,750.22	62,603.44	58.12

* Interest rate for the period 1 January to 16 June: 0.05% pa (167 days); 17 June to 30 June: balances \$0.00 to \$4,999.99 earned 0.25% balances \$5,000.00 and above earned 0.25% pa (14 days)

continued on next



Macquarie Cash Management Account

enquiries 1800 806 310

account name TRELOAR N & J SF PTY LTD ATF
TRELOAR N & J SUPER FUND
account no. 965643216

Please note the following financial services companies and/or financial advisers have authority on your account.

Name	Authority Type
CMC MARKETS STOCKBROKING LIMITED	General withdrawal authority
AXIS INVESTMENT CENTRE PTY LTD	General withdrawal authority
JKM ACCOUNTANTS PTY LTD	Enquiry authority
KLINGNER TIMOTHY R KPS WEALTH PTY LTD	Enquiry authority

Authority descriptions

Enquiry authority - you authorise the third party to have access to information about your account.

General withdrawal authority - you authorise the third party to:

- withdraw their fees from your account,
- withdraw funds from your account to make payments on your behalf directly to the Australian Taxation Office (ATO), and
- make payments and withdrawals for any purpose including settlement or investment.

Please consider carefully who you appoint as a third party authority on your account as we may follow their instructions as if they were yours. It is important that you understand this risk and carefully consider what level of authority you give to them. For more information on third party authority levels search 'Macquarie Help' in your browser to find our Help Centre.

annual interest summary 2021/2022

INTEREST PAID	29.29
TOTAL INCOME PAID	29.29

Statement of Account

INVESTMENT CASH ACCOUNT

Customer Enquiries 13 33 30
 (24 hours, seven days)
BSB Number 114-879
Account Number 477932770
Statement Period 25/04/2021 to 24/10/2021
Statement No. 9(page 1 of 3)

TRELOAR N & J SF PTY LTD ATF
 TRELOAR N & J SUPER FUND

Account Summary

Opening Balance		Total Credits		Total Debits		Closing Balance
2.00	+	500,002.05	-	500,000.00	=	4.05

Transaction Details

Date	Transaction Description	Debit	Credit	Balance \$
25 APR	OPENING BALANCE			2.00
01 JUN	GPS INVESTMENT F Return Capital		500,000.00	500,002.00
16 JUN	TELEGRAPHIC TFR (RTGS)	500,000.00		2.00
30 JUN	CREDIT INTEREST		2.05	4.05
24 OCT	CLOSING BALANCE			4.05

Interest Details

	Credit Interest	Debit Interest
Year to Date	\$0.00	\$0.00
Previous Year	\$2.05	\$0.00

Information

- Please check all entries on this statement and inform the Bank promptly of any error or unauthorised transaction.
- If your card is lost or stolen, please call us immediately on 1800 028 208.
- This statement should be retained for taxation purposes.
- When enquiring about the "termination value" of your account, you can visit your nearest branch or call 1300 658 120 and say "existing account".
- To contact us to make suggestions, compliments or find out more about our products and services, please call the customer enquiries number on this statement. This service may also be used to address and resolve complaints.

Statement of Account

INVESTMENT CASH ACCOUNT

Customer Enquiries 13 33 30
 (24 hours, seven days)
BSB Number 114-879
Account Number 477932770
Statement Period 25/10/2021 to 23/04/2022
Statement No. 10(page 1 of 3)

TRELOAR N & J SF PTY LTD ATF
 TRELOAR N & J SUPER FUND

Account Summary

Opening Balance		Total Credits		Total Debits		Closing Balance
4.05	+	13,095.27	-	13,097.31	=	2.01

Transaction Details

Date	Transaction Description	Debit	Credit	Balance \$
25 OCT	OPENING BALANCE			4.05
10 NOV	CHEQUE DEPOSIT		13,095.26	13,099.31
13 NOV	INTERNET WITHDRAWAL 13NOV 10:50 AXE refund 1	5,000.00		8,099.31
15 NOV	INTERNET WITHDRAWAL 15NOV 17:21 Axe Share refund 2	5,000.00		3,099.31
16 NOV	INTERNET WITHDRAWAL 16NOV 08:11 Axe Share Refund 3	3,097.31		2.00
30 NOV	CREDIT INTEREST		0.01	2.01
23 APR	CLOSING BALANCE			2.01

Interest Details

	Credit Interest	Debit Interest
Year to Date	\$0.01	\$0.00
Previous Year	\$2.05	\$0.00

Information

- Please check all entries on this statement and inform the Bank promptly of any error or unauthorised transaction.
- If your card is lost or stolen, please call us immediately on 1800 028 208.
- This statement should be retained for taxation purposes.
- When enquiring about the "termination value" of your account, you can visit your nearest branch or call 1300 658 120 and say "existing account".
- To contact us to make suggestions, compliments or find out more about our products and services, please call the customer enquiries number on this statement. This service may also be used to address and resolve complaints.

My Accounts

Transfers, payments & BPAY®

Manage my accounts

Products, tools & calculators

My details & settings

Security, SMS & email alerts

Account Details

Select a different account

Investment Cash Account BSB 114-879 Acc 477 932 770 View eStatements	\$2.01 Available balance: \$2.01
Account Type	Investment Cash Account
Card Authorisations	\$0.00
Current Interest Rate	0.25% p.a.
Interest Earned Last Financial Year (01/07/2021 - 30/06/2022)	\$0.01
Interest Earned To Date (01/07/2022 - to date)	\$0.00

Quick Links

- Salary credit form
- Lost or stolen cards
- Gambling block
- Change card PIN
- Open High Interest Savings account
- Apply for a Credit Card
- Register for SMS & Email Alerts
- Dispute a Card Transaction

Pending Transactions

Request Date	Description	Amount
No Pending transactions found		

Transaction History

Date	Description	Category	Debit	Credit	Balance
Last 7 days Last 30 days All Select a date range					
Refine by: <input type="text"/> Amount(\$): <input type="text"/> From: <input type="text"/> To: <input type="text"/>					
	Closing Balance				\$2.01
30/11/2021	Credit Interest	Deposits		\$0.01	\$2.01
16/11/2021	Internet Withdrawal 16Nov08:11 Axe Share Refund 3	Withdrawals & Transfers	\$3,097.31		\$2.00
15/11/2021	Internet Withdrawal 15Nov17:21 Axe Share Refund 2	Withdrawals & Transfers	\$5,000.00		\$3,099.31
13/11/2021	Internet Withdrawal 13Nov10:50 Axe Refund 1	Withdrawals & Transfers	\$5,000.00		\$8,099.31
10/11/2021	Cheque Deposit	Deposits		\$13,095.26	\$13,099.31

Postal Address

NIGEL TRELOAR
389 STANLEY STREET, NORTH WARD QLD 4810

Trading Account Number

289523

Trading Account Name

TRELOAR N & J SF P/L


BSB

014-936

Cash Account Number

111498374

How to read your cash account statement:



Australia and New Zealand Banking Group Limited (ANZ)
ABN 11 005 357 522.

Statement

7777770000000SDT001 **A**

Summary	
Statement No.	1
Opening Balance	0.00
Total In	0.00
Total Out	0.00
Closing Balance	0.00

Account	Account Description	Statement Start	Statement End
SBA 112233 900500704 B	CLI Client	13 Apr 2018	30 Sep 2018

Account Transactions					
Settled Date	Transaction Date	Reference	Description	Amount	Balance
			Brought Forward Balance		0.00
		C	No Bank Transactions		
			Carried Forward Balance		0.00

A The number displayed after the zeros is your cash account number.

Note: Your full BSB and cash account number can be found at the top of this page.

B This is an ANZ internal reference number for this account.

C Each transaction has a unique reference number. Use this if you need to query a specific transaction with CMC Markets.



Australia and New Zealand Banking Group Limited (ANZ)
ABN 11 005 357 522.

Statement

CMC Markets Stockbroking Limited ATF TRELOAR N & J SF PTY
LTD - TRELOAR NJ SUPERFUND A/C
8164360000111498374

Summary

Statement No.	6
Opening Balance	8,478.97
Total In	1.05
Total Out	8,478.02
Closing Balance	2.00

Account	Account Description	Statement Start	Statement End
SBA 112233 900628384	CLI Client	01 Jul 2021	31 Jul 2021

Account Transactions					
Settled Date	Transaction Date	Reference	Description	Amount	Balance
			Brought Forward Balance		8,478.97
06/07/2021	06/07/2021	49A02U8Z6R	16736834	1.05	8,480.02
19/07/2021	19/07/2021	49A02W99GA	C15389128	-7,421.25	1,058.77
28/07/2021	28/07/2021	49A02XVKMA	17028852	-1,056.77	2.00
			Carried Forward Balance		2.00

Postal Address

NIGEL TRELOAR
389 STANLEY STREET, NORTH WARD QLD 4810

Trading Account Number

289523

Trading Account Name

TRELOAR N & J SF P/L


BSB

014-936

Cash Account Number

111498374

How to read your cash account statement:



Australia and New Zealand Banking Group Limited (ANZ)
ABN 11 005 357 522.

Statement

7777770000000SDT001 **A**

Summary	
Statement No.	1
Opening Balance	0.00
Total In	0.00
Total Out	0.00
Closing Balance	0.00

Account	Account Description	Statement Start	Statement End
SBA 112233 900500704 B	CLI Client	13 Apr 2018	30 Sep 2018

Account Transactions					
Settled Date	Transaction Date	Reference	Description	Amount	Balance
			Brought Forward Balance		0.00
		C	No Bank Transactions		
			Carried Forward Balance		0.00

A The number displayed after the zeros is your cash account number.

Note: Your full BSB and cash account number can be found at the top of this page.

B This is an ANZ internal reference number for this account.

C Each transaction has a unique reference number. Use this if you need to query a specific transaction with CMC Markets.



Australia and New Zealand Banking Group Limited (ANZ)
ABN 11 005 357 522.

Statement

CMC Markets Stockbroking Limited ATF TRELOAR N & J SF PTY
LTD - TRELOAR NJ SUPERFUND A/C
8164360000111498374

Summary

Statement No.	7
Opening Balance	2.00
Total In	196,756.40
Total Out	128,991.55
Closing Balance	67,766.85

Account	Account Description	Statement Start	Statement End
SBA 112233 900628384	CLI Client	01 Aug 2021	31 Aug 2021

Account Transactions

Settled Date	Transaction Date	Reference	Description	Amount	Balance
			Brought Forward Balance		2.00
11/08/2021	11/08/2021	49A02ZZ8UR	C15675261	30,728.49	30,730.49
18/08/2021	18/08/2021	49A030ZBPA	C15760633	-1,991.55	28,738.94
25/08/2021	25/08/2021	49A035FAQR	C15860523	45,630.09	74,369.03
26/08/2021	26/08/2021	49A035MIFR	C15879841	18,666.95	93,035.98
26/08/2021	26/08/2021	49A035MIHR	C15879160	18,206.35	111,242.33
26/08/2021	26/08/2021	49A035MIJR	C15879770	9,621.90	120,864.23
27/08/2021	27/08/2021	49A035VWPR	C15901306	6,212.25	127,076.48
27/08/2021	27/08/2021	49A035YBAR	C15910312	10,611.68	137,688.16
27/08/2021	27/08/2021	49A035YBBR	C15909668	7,395.22	145,083.38
27/08/2021	27/08/2021	49A035YBCR	C15910056	7,066.24	152,149.62
27/08/2021	27/08/2021	49A0362DIA	17479410	-127,000.00	25,149.62
30/08/2021	30/08/2021	49A0364LUR	C15913575	20,411.38	45,561.00
30/08/2021	30/08/2021	49A0364LVR	C15911892	12,015.75	57,576.75
31/08/2021	31/08/2021	49A036GX7R	C15935523	10,190.10	67,766.85
			Carried Forward Balance		67,766.85

Postal Address

NIGEL TRELOAR
389 STANLEY STREET, NORTH WARD QLD 4810

Trading Account Number

289523

Trading Account Name

TRELOAR N & J SF P/L


BSB

014-936

Cash Account Number

111498374

How to read your cash account statement:



Australia and New Zealand Banking Group Limited (ANZ)
ABN 11 005 357 522.

Statement

7777770000000SDT001 **A**

Summary	
Statement No.	1
Opening Balance	0.00
Total In	0.00
Total Out	0.00
Closing Balance	0.00

Account	Account Description	Statement Start	Statement End
SBA 112233 900500704 B	CLI Client	13 Apr 2018	30 Sep 2018

Account Transactions				
Settled Date	Transaction Date	Reference	Description	Balance
			Brought Forward Balance	0.00
		C	No Bank Transactions	
			Carried Forward Balance	0.00

A The number displayed after the zeros is your cash account number.

Note: Your full BSB and cash account number can be found at the top of this page.

B This is an ANZ internal reference number for this account.

C Each transaction has a unique reference number. Use this if you need to query a specific transaction with CMC Markets.



Australia and New Zealand Banking Group Limited (ANZ)
ABN 11 005 357 522.

Statement

CMC Markets Stockbroking Limited ATF TRELOAR N & J SF P/L
TRELOAR NJ SUPERFUND A/C
8164360000111498374
389 STANLEY STREET
NORTH WARD

Summary

Statement No.	8
Opening Balance	67,766.85
Total In	18,057.94
Total Out	84,500.00
Closing Balance	1,324.79

Account	Account Description	Statement Start	Statement End
SBA 112233 900628384	CLI Client	01 Sep 2021	30 Sep 2021

Account Transactions					
Settled Date	Transaction Date	Reference	Description	Amount	Balance
			Brought Forward Balance		67,766.85
01/09/2021	02/09/2021	0902665845	DIV DDR ITM DIV TRANSFER DIV DDR ITM DIV FROM 111498374 001263622871	104.94	67,871.79
01/09/2021	01/09/2021	49A036KRFR	C15967509	16,889.53	84,761.32
01/09/2021	01/09/2021	49A036RMUA	17543218	-67,500.00	17,261.32
01/09/2021	01/09/2021	49A036RUKA	17544587	-17,000.00	261.32
28/09/2021	28/09/2021	49A03BSF6R	17963882	2.14	263.46
30/09/2021	01/10/2021	1001062877	DIV FMG DIVIDEND TRANSFER DIV FMG DIVIDEND FROM 111498374 001267472875	1,061.33	1,324.79
			Carried Forward Balance		1,324.79

Postal Address

NIGEL TRELOAR
389 STANLEY STREET, NORTH WARD QLD 4810

Trading Account Number

289523

Trading Account Name

TRELOAR N & J SF P/L


BSB

014-936

Cash Account Number

111498374

How to read your cash account statement:



Australia and New Zealand Banking Group Limited (ANZ)
ABN 11 005 357 522.

Statement

7777770000000SDT001 **A**

Summary	
Statement No.	1
Opening Balance	0.00
Total In	0.00
Total Out	0.00
Closing Balance	0.00

Account	Account Description	Statement Start	Statement End
SBA 112233 900500704 B	CLI Client	13 Apr 2018	30 Sep 2018

Account Transactions				
Settled Date	Transaction Date	Reference	Description	Balance
			Brought Forward Balance	0.00
		C	No Bank Transactions	
			Carried Forward Balance	0.00

A The number displayed after the zeros is your cash account number.

Note: Your full BSB and cash account number can be found at the top of this page.

B This is an ANZ internal reference number for this account.

C Each transaction has a unique reference number. Use this if you need to query a specific transaction with CMC Markets.



Australia and New Zealand Banking Group Limited (ANZ)
ABN 11 005 357 522.

Statement

CMC Markets Stockbroking Limited ATF TRELOAR N & J SF P/L
TRELOAR NJ SUPERFUND A/C
8164360000111498374
389 STANLEY STREET
NORTH WARD

Summary

Statement No.	8
Opening Balance	67,766.85
Total In	18,057.94
Total Out	84,500.00
Closing Balance	1,324.79

Account	Account Description	Statement Start	Statement End
SBA 112233 900628384	CLI Client	01 Sep 2021	30 Sep 2021

Account Transactions					
Settled Date	Transaction Date	Reference	Description	Amount	Balance
			Brought Forward Balance		67,766.85
01/09/2021	02/09/2021	0902665845	DIV DDR ITM DIV TRANSFER DIV DDR ITM DIV FROM 111498374 001263622871	104.94	67,871.79
01/09/2021	01/09/2021	49A036KRFR	C15967509	16,889.53	84,761.32
01/09/2021	01/09/2021	49A036RMUA	17543218	-67,500.00	17,261.32
01/09/2021	01/09/2021	49A036RUKA	17544587	-17,000.00	261.32
28/09/2021	28/09/2021	49A03BSF6R	17963882	2.14	263.46
30/09/2021	01/10/2021	1001062877	DIV FMG DIVIDEND TRANSFER DIV FMG DIVIDEND FROM 111498374 001267472875	1,061.33	1,324.79
			Carried Forward Balance		1,324.79

Postal Address

NIGEL TRELOAR
389 STANLEY STREET, NORTH WARD QLD 4810

Trading Account Number

289523

Trading Account Name

TRELOAR N & J SF P/L


BSB

014-936

Cash Account Number

111498374

How to read your cash account statement:



Australia and New Zealand Banking Group Limited (ANZ)
ABN 11 005 357 522.

Statement

7777770000000SDT001 **A**

Summary	
Statement No.	1
Opening Balance	0.00
Total In	0.00
Total Out	0.00
Closing Balance	0.00

Account	Account Description	Statement Start	Statement End
SBA 112233 900500704 B	CLI Client	13 Apr 2018	30 Sep 2018

Account Transactions				
Settled Date	Transaction Date	Reference	Description	Balance
			Brought Forward Balance	0.00
		C	No Bank Transactions	
			Carried Forward Balance	0.00

A The number displayed after the zeros is your cash account number.

Note: Your full BSB and cash account number can be found at the top of this page.

B This is an ANZ internal reference number for this account.

C Each transaction has a unique reference number. Use this if you need to query a specific transaction with CMC Markets.



Australia and New Zealand Banking Group Limited (ANZ)
ABN 11 005 357 522.

Statement

CMC Markets Stockbroking Limited ATF TRELOAR N & J SF P/L
TRELOAR NJ SUPERFUND A/C
8164360000111498374
389 STANLEY STREET
NORTH WARD

Summary

Statement No.	9
Opening Balance	1,324.79
Total In	300,000.00
Total Out	235,028.19
Closing Balance	66,296.60

Account	Account Description	Statement Start	Statement End
SBA 112233 900628384	CLI Client	01 Oct 2021	31 Oct 2021

Account Transactions					
Settled Date	Transaction Date	Reference	Description	Amount	Balance
			Brought Forward Balance		1,324.79
04/10/2021	05/10/2021	1005121344	BringForwardJMT1 TRANSFER SETTLE CR FROM 111498374 BringForwardJMT1	100,000.00	101,324.79
06/10/2021	07/10/2021	1007154885	TO ANZ TRADING ACC TRANSFER SETTLE CR FROM 111498374 TO ANZ TRADING ACC	100,000.00	201,324.79
06/10/2021	06/10/2021	49A03DEJFA	C16444015	-1,310.60	200,014.19
07/10/2021	07/10/2021	49A03DO7ZA	C16469610	-9,793.75	190,220.44
07/10/2021	07/10/2021	49A03DO80A	C16469492	-14,807.25	175,413.19
07/10/2021	07/10/2021	49A03DO82A	C16469378	-9,537.07	165,876.12
07/10/2021	07/10/2021	49A03DO83A	C16469404	-9,611.20	156,264.92
07/10/2021	07/10/2021	49A03DO85A	C16469464	-9,734.30	146,530.62
11/10/2021	11/10/2021	49A03E6IGA	C16490766	-9,993.37	136,537.25
11/10/2021	11/10/2021	49A03E6IHA	C16502372	-19,454.22	117,083.03
11/10/2021	11/10/2021	49A03E6IIA	C16491089	-9,134.90	107,948.13
11/10/2021	11/10/2021	49A03E6IKA	C16490670	-9,934.68	98,013.45
11/10/2021	11/10/2021	49A03E6ILA	C16490961	-9,943.76	88,069.69
11/10/2021	11/10/2021	49A03E6INA	C16490810	-9,979.62	78,090.07
11/10/2021	11/10/2021	49A03E6IOA	C16495958	-9,981.87	68,108.20

Account	Account Description	Statement Start	Statement End
SBA 112233 900628384	CLI Client	01 Oct 2021	31 Oct 2021

Account Transactions					
Settled Date	Transaction Date	Reference	Description	Amount	Balance
14/10/2021	15/10/2021	1015268975	FUNDS TRANSFER TRANSFER SETTLE CR FROM 111498374 FUNDS TRANSFER	100,000.00	168,108.20
14/10/2021	14/10/2021	49A03ETM9A	C16544041	-9,791.60	158,316.60
14/10/2021	14/10/2021	49A03ETMAA	C16551450	-14,978.42	143,338.18
15/10/2021	15/10/2021	49A03F2MJA	C16562574	-7,166.70	136,171.48
15/10/2021	15/10/2021	49A03F2MKA	C16556113	-9,894.53	126,276.95
15/10/2021	15/10/2021	49A03F2MMA	C16559612	-9,993.99	116,282.96
19/10/2021	19/10/2021	49A03FKLHA	C16605024	-14,684.39	101,598.57
21/10/2021	21/10/2021	49A03GK39A	C16630170	-5,997.40	95,601.17
21/10/2021	21/10/2021	49A03GK3BA	C16629180	-9,997.65	85,603.52
21/10/2021	21/10/2021	49A03GK3DA	C16630208	-9,999.60	75,603.92
22/10/2021	22/10/2021	49A03H0UCA	C16661146	-9,307.32	66,296.60
			Carried Forward Balance		66,296.60

Postal Address

NIGEL TRELOAR
389 STANLEY STREET, NORTH WARD QLD 4810

Trading Account Number

289523

Trading Account Name

TRELOAR N & J SF P/L


BSB

014-936

Cash Account Number

111498374

How to read your cash account statement:



Australia and New Zealand Banking Group Limited (ANZ)
ABN 11 005 357 522.

Statement

7777770000000SDT001 **A**

Summary	
Statement No.	1
Opening Balance	0.00
Total In	0.00
Total Out	0.00
Closing Balance	0.00

Account	Account Description	Statement Start	Statement End
SBA 112233 900500704 B	CLI Client	13 Apr 2018	30 Sep 2018

Account Transactions				
Settled Date	Transaction Date	Reference	Description	Balance
			Brought Forward Balance	0.00
		C	No Bank Transactions	
			Carried Forward Balance	0.00

A The number displayed after the zeros is your cash account number.

Note: Your full BSB and cash account number can be found at the top of this page.

B This is an ANZ internal reference number for this account.

C Each transaction has a unique reference number. Use this if you need to query a specific transaction with CMC Markets.



Australia and New Zealand Banking Group Limited (ANZ)
ABN 11 005 357 522.

Statement

CMC Markets Stockbroking Limited ATF TRELOAR N & J SF P/L
TRELOAR NJ SUPERFUND A/C
8164360000111498374
389 STANLEY STREET
NORTH WARD

Summary

Statement No.	10
Opening Balance	66,296.60
Total In	21.71
Total Out	10,995.75
Closing Balance	55,322.56

Account	Account Description	Statement Start	Statement End
SBA 112233 900628384	CLI Client	01 Nov 2021	30 Nov 2021

Account Transactions

Settled Date	Transaction Date	Reference	Description	Amount	Balance
			Brought Forward Balance		66,296.60
12/11/2021	12/11/2021	49A03KXXHA	C16933826	-9,995.79	56,300.81
19/11/2021	19/11/2021	49A03MH4RA	C17027917	-999.96	55,300.85
19/11/2021	19/11/2021	49A03MJI3R	18786096	21.71	55,322.56
			Carried Forward Balance		55,322.56

Postal Address

NIGEL TRELOAR
389 STANLEY STREET, NORTH WARD QLD 4810

Trading Account Number

289523

Trading Account Name

TRELOAR N & J SF P/L


BSB

014-936

Cash Account Number

111498374

How to read your cash account statement:



Australia and New Zealand Banking Group Limited (ANZ)
ABN 11 005 357 522.

Statement

7777770000000SDT001 **A**

Summary	
Statement No.	1
Opening Balance	0.00
Total In	0.00
Total Out	0.00
Closing Balance	0.00

Account	Account Description	Statement Start	Statement End
SBA 112233 900500704 B	CLI Client	13 Apr 2018	30 Sep 2018

Account Transactions					
Settled Date	Transaction Date	Reference	Description	Amount	Balance
			Brought Forward Balance		0.00
		C	No Bank Transactions		
			Carried Forward Balance		0.00

A The number displayed after the zeros is your cash account number.

Note: Your full BSB and cash account number can be found at the top of this page.

B This is an ANZ internal reference number for this account.

C Each transaction has a unique reference number. Use this if you need to query a specific transaction with CMC Markets.



Australia and New Zealand Banking Group Limited (ANZ)
ABN 11 005 357 522.

Statement

CMC Markets Stockbroking Limited ATF TRELOAR N & J SF P/L
TRELOAR NJ SUPERFUND A/C
8164360000111498374
389 STANLEY STREET
NORTH WARD

Summary

Statement No.	11
Opening Balance	55,322.56
Total In	74.97
Total Out	15,341.59
Closing Balance	40,055.94

Account	Account Description	Statement Start	Statement End
SBA 112233 900628384	CLI Client	01 Dec 2021	31 Dec 2021

Account Transactions					
Settled Date	Transaction Date	Reference	Description	Amount	Balance
			Brought Forward Balance		55,322.56
01/12/2021	02/12/2021	1202828198	DIV DDR DIV DEC21 TRANSFER DIV DDR DIV DEC21 FROM 111498374 001269934085	74.97	55,397.53
16/12/2021	16/12/2021	49A03QQA7A	C17353360	-5,734.99	49,662.54
21/12/2021	21/12/2021	49A03RD6MA	C17391960	-9,606.60	40,055.94
			Carried Forward Balance		40,055.94

Postal Address

NIGEL TRELOAR
389 STANLEY STREET, NORTH WARD QLD 4810

Trading Account Number

289523

Trading Account Name

TRELOAR N & J SF P/L


BSB

014-936

Cash Account Number

111498374

How to read your cash account statement:



Australia and New Zealand Banking Group Limited (ANZ)
ABN 11 005 357 522.

Statement

7777770000000SDT001 **A**

Summary	
Statement No.	1
Opening Balance	0.00
Total In	0.00
Total Out	0.00
Closing Balance	0.00

Account	Account Description	Statement Start	Statement End
SBA 112233 900500704 B	CLI Client	13 Apr 2018	30 Sep 2018

Account Transactions				
Settled Date	Transaction Date	Reference	Description	Balance
			Brought Forward Balance	0.00
		C	No Bank Transactions	
			Carried Forward Balance	0.00

A The number displayed after the zeros is your cash account number.

Note: Your full BSB and cash account number can be found at the top of this page.

B This is an ANZ internal reference number for this account.

C Each transaction has a unique reference number. Use this if you need to query a specific transaction with CMC Markets.



Australia and New Zealand Banking Group Limited (ANZ)
ABN 11 005 357 522.

Statement

CMC Markets Stockbroking Limited ATF TRELOAR N & J SF P/L
TRELOAR NJ SUPERFUND A/C
8164360000111498374
389 STANLEY STREET
North Ward

Summary

Statement No.	12
Opening Balance	40,055.94
Total In	2.17
Total Out	12,386.34
Closing Balance	27,671.77

Account	Account Description	Statement Start	Statement End
SBA 112233 900628384	CLI Client	01 Jan 2022	31 Jan 2022

Account Transactions

Settled Date	Transaction Date	Reference	Description	Amount	Balance
			Brought Forward Balance		40,055.94
05/01/2022	05/01/2022	49A03SYTGA	C17493254	-12,386.34	27,669.60
10/01/2022	10/01/2022	49A03TKG4R	19366468	2.17	27,671.77
			Carried Forward Balance		27,671.77

Postal Address

NIGEL TRELOAR
389 STANLEY STREET, NORTH WARD QLD 4810

Trading Account Number

289523

Trading Account Name

TRELOAR N & J SF P/L


BSB

014-936

Cash Account Number

111498374

How to read your cash account statement:



Australia and New Zealand Banking Group Limited (ANZ)
ABN 11 005 357 522.

Statement

7777770000000SDT001 **A**

Summary	
Statement No.	1
Opening Balance	0.00
Total In	0.00
Total Out	0.00
Closing Balance	0.00

Account	Account Description	Statement Start	Statement End
SBA 112233 900500704 B	CLI Client	13 Apr 2018	30 Sep 2018

Account Transactions					
Settled Date	Transaction Date	Reference	Description	Amount	Balance
			Brought Forward Balance		0.00
		C	No Bank Transactions		
			Carried Forward Balance		0.00

A The number displayed after the zeros is your cash account number.

Note: Your full BSB and cash account number can be found at the top of this page.

B This is an ANZ internal reference number for this account.

C Each transaction has a unique reference number. Use this if you need to query a specific transaction with CMC Markets.



Australia and New Zealand Banking Group Limited (ANZ)
ABN 11 005 357 522.

Statement

CMC Markets Stockbroking Limited ATF TRELOAR N & J SF P/L
TRELOAR NJ SUPERFUND A/C
8164360000111498374
389 STANLEY STREET
North Ward

Summary

Statement No.	13
Opening Balance	27,671.77
Total In	4,410.40
Total Out	0.00
Closing Balance	32,082.17

Account	Account Description	Statement Start	Statement End
SBA 112233 900628384	CLI Client	01 Feb 2022	28 Feb 2022

Account Transactions					
Settled Date	Transaction Date	Reference	Description	Amount	Balance
			Brought Forward Balance		27,671.77
10/02/2022	10/02/2022	49A03ZFATR	C17973223	4,410.40	32,082.17
			Carried Forward Balance		32,082.17

Postal Address

NIGEL TRELOAR
389 STANLEY STREET, NORTH WARD QLD 4810

Trading Account Number

289523

Trading Account Name

TRELOAR N & J SF P/L


BSB

014-936

Cash Account Number

111498374

How to read your cash account statement:



Australia and New Zealand Banking Group Limited (ANZ)
ABN 11 005 357 522.

Statement

7777770000000SDT001 **A**

Summary	
Statement No.	1
Opening Balance	0.00
Total In	0.00
Total Out	0.00
Closing Balance	0.00

Account	Account Description	Statement Start	Statement End
SBA 112233 900500704 B	CLI Client	13 Apr 2018	30 Sep 2018

Account Transactions				
Settled Date	Transaction Date	Reference	Description	Balance
			Brought Forward Balance	0.00
		C	No Bank Transactions	
			Carried Forward Balance	0.00

A The number displayed after the zeros is your cash account number.

Note: Your full BSB and cash account number can be found at the top of this page.

B This is an ANZ internal reference number for this account.

C Each transaction has a unique reference number. Use this if you need to query a specific transaction with CMC Markets.



Australia and New Zealand Banking Group Limited (ANZ)
ABN 11 005 357 522.

Statement

CMC Markets Stockbroking Limited ATF TRELOAR N & J SF P/L
TRELOAR NJ SUPERFUND A/C
8164360000111498374
389 STANLEY STREET
North Ward

Summary

Statement No.	14
Opening Balance	32,082.17
Total In	1,222.24
Total Out	14,715.00
Closing Balance	18,589.41

Account	Account Description	Statement Start	Statement End
SBA 112233 900628384	CLI Client	01 Mar 2022	31 Mar 2022

Account Transactions					
Settled Date	Transaction Date	Reference	Description	Amount	Balance
			Brought Forward Balance		32,082.17
01/03/2022	02/03/2022	0302841828	DIV DDR DIV TRANSFER DIV DDR DIV FROM 111498374 001271572418	124.95	32,207.12
17/03/2022	18/03/2022	0318055027	DIV AEF DIV TRANSFER DIV AEF DIV FROM 111498374 001273358258	42.72	32,249.84
28/03/2022	29/03/2022	0329166917	DIV IEL ITM DIV TRANSFER DIV IEL ITM DIV FROM 111498374 001275089064	39.56	32,289.40
30/03/2022	31/03/2022	0331191213	DIV FMG DIVIDEND TRANSFER DIV FMG DIVIDEND FROM 111498374 001273160325	860.00	33,149.40
31/03/2022	01/04/2022	0401223575	DIV DATA3 ITM DIV TRANSFER DIV DATA3 ITM DIV FROM 111498374 001276268410	155.01	33,304.41
31/03/2022	31/03/2022	49A047W58A	20510537	-14,715.00	18,589.41
			Carried Forward Balance		18,589.41

Postal Address

NIGEL TRELOAR

389 STANLEY STREET, NORTH WARD QLD 4810

Trading Account Number

289523

Trading Account Name

TRELOAR N & J SF P/L


BSB

014-936

Cash Account Number

111498374

How to read your cash account statement:



Australia and New Zealand Banking Group Limited (ANZ)
ABN 11 005 357 522.

Statement

7777770000000SDT001 **A**

Summary	
Statement No.	1
Opening Balance	0.00
Total In	0.00
Total Out	0.00
Closing Balance	0.00

Account	Account Description	Statement Start	Statement End
SBA 112233 900500704 B	CLI Client	13 Apr 2018	30 Sep 2018

Account Transactions					
Settled Date	Transaction Date	Reference	Description	Amount	Balance
			Brought Forward Balance		0.00
		C	No Bank Transactions		
			Carried Forward Balance		0.00

A The number displayed after the zeros is your cash account number.

Note: Your full BSB and cash account number can be found at the top of this page.

B This is an ANZ internal reference number for this account.

C Each transaction has a unique reference number. Use this if you need to query a specific transaction with CMC Markets.



Australia and New Zealand Banking Group Limited (ANZ)
ABN 11 005 357 522.

Statement

CMC Markets Stockbroking Limited ATF TRELOAR N & J SF P/L
TRELOAR NJ SUPERFUND A/C
8164360000111498374
389 STANLEY STREET
North Ward

Summary

Statement No.	15
Opening Balance	18,589.41
Total In	51.89
Total Out	4,999.72
Closing Balance	13,641.58

Account	Account Description	Statement Start	Statement End
SBA 112233 900628384	CLI Client	01 Apr 2022	30 Apr 2022

Account Transactions					
Settled Date	Transaction Date	Reference	Description	Amount	Balance
			Brought Forward Balance		18,589.41
01/04/2022	01/04/2022	49A0488UCR	20531940	2.09	18,591.50
06/04/2022	07/04/2022	0407293338	DIV CSL LTD DIVIDEND TRANSFER DIV CSL LTD DIVIDEND FROM 111498374 22AUD/00921240	49.80	18,641.30
07/04/2022	07/04/2022	49A0498R8A	C18665210	-4,999.72	13,641.58
			Carried Forward Balance		13,641.58

Postal Address

NIGEL TRELOAR

389 STANLEY STREET, NORTH WARD QLD 4810

Trading Account Number

289523

Trading Account Name

TRELOAR N & J SF P/L


BSB

014-936

Cash Account Number

111498374

How to read your cash account statement:



Australia and New Zealand Banking Group Limited (ANZ)
ABN 11 005 357 522.

Statement

7777770000000SDT001 **A**

Summary	
Statement No.	1
Opening Balance	0.00
Total In	0.00
Total Out	0.00
Closing Balance	0.00

Account	Account Description	Statement Start	Statement End
SBA 112233 900500704 B	CLI Client	13 Apr 2018	30 Sep 2018

Account Transactions				
Settled Date	Transaction Date	Reference	Description	Balance
			Brought Forward Balance	0.00
		C	No Bank Transactions	
			Carried Forward Balance	0.00

A The number displayed after the zeros is your cash account number.

Note: Your full BSB and cash account number can be found at the top of this page.

B This is an ANZ internal reference number for this account.

C Each transaction has a unique reference number. Use this if you need to query a specific transaction with CMC Markets.



Australia and New Zealand Banking Group Limited (ANZ)
ABN 11 005 357 522.

Statement

CMC Markets Stockbroking Limited ATF TRELOAR N & J SF P/L
TRELOAR NJ SUPERFUND A/C

8164360000111498374

389 STANLEY STREET

North Ward

Summary

Statement No.	16
Opening Balance	13,641.58
Total In	43,268.17
Total Out	56,907.50
Closing Balance	2.25

Account	Account Description	Statement Start	Statement End
SBA 112233 900628384	CLI Client	01 May 2022	31 May 2022

Account Transactions

Settled Date	Transaction Date	Reference	Description	Amount	Balance
			Brought Forward Balance		13,641.58
02/05/2022	02/05/2022	49A04CM64R	C18919914	26,558.31	40,199.89
02/05/2022	02/05/2022	49A04CM65R	C18919788	5,759.04	45,958.93
02/05/2022	02/05/2022	49A04CTA3A	20924344	-45,956.93	2.00
04/05/2022	04/05/2022	49A04D62MR	C18952173	4,191.96	4,193.96
04/05/2022	04/05/2022	49A04D72LA	C18952420	-4,148.84	45.12
06/05/2022	06/05/2022	49A04DLZVR	C18980291	6,715.47	6,760.59
06/05/2022	06/05/2022	49A04DQ13A	C18980350	-5,877.18	883.41
06/05/2022	06/05/2022	49A04DSNCA	20997261	-344.00	539.41
12/05/2022	12/05/2022	49A04ER4JA	C19052378	-524.55	14.86
20/05/2022	20/05/2022	49A04G1ALR	21192166	43.39	58.25
24/05/2022	24/05/2022	49A04GIJ1A	21232330	-56.00	2.25
			Carried Forward Balance		2.25

Postal Address

NIGEL TRELOAR
389 STANLEY STREET, NORTH WARD QLD 4810

Trading Account Number

289523

Trading Account Name

TRELOAR N & J SF P/L


BSB

014-936

Cash Account Number

111498374

How to read your cash account statement:



Australia and New Zealand Banking Group Limited (ANZ)
ABN 11 005 357 522.

Statement

7777770000000SDT001 **A**

Summary	
Statement No.	1
Opening Balance	0.00
Total In	0.00
Total Out	0.00
Closing Balance	0.00

Account	Account Description	Statement Start	Statement End
SBA 112233 900500704 B	CLI Client	13 Apr 2018	30 Sep 2018

Account Transactions				
Settled Date	Transaction Date	Reference	Description	Balance
			Brought Forward Balance	0.00
		C	No Bank Transactions	
			Carried Forward Balance	0.00

A The number displayed after the zeros is your cash account number.

Note: Your full BSB and cash account number can be found at the top of this page.

B This is an ANZ internal reference number for this account.

C Each transaction has a unique reference number. Use this if you need to query a specific transaction with CMC Markets.



Australia and New Zealand Banking Group Limited (ANZ)
ABN 11 005 357 522.

Statement

CMC Markets Stockbroking Limited ATF TRELOAR N & J SF P/L
TRELOAR NJ SUPERFUND A/C
8164360000111498374
389 STANLEY STREET
North Ward

Summary

Statement No.	17
Opening Balance	2.25
Total In	612.43
Total Out	612.68
Closing Balance	2.00

Account	Account Description	Statement Start	Statement End
SBA 112233 900628384	CLI Client	01 Jun 2022	30 Jun 2022

Account Transactions					
Settled Date	Transaction Date	Reference	Description	Amount	Balance
			Brought Forward Balance		2.25
01/06/2022	02/06/2022	0602889201	DIV DDR DIV TRANSFER DIV DDR DIV FROM 111498374 001277215941	108.29	110.54
01/06/2022	01/06/2022	49A04HDUMR	C19265133	504.14	614.68
23/06/2022	23/06/2022	49A04KTIKA	21612782	-612.68	2.00
			Carried Forward Balance		2.00



\$116,373.84 + \$8,067.15 = \$124,440.99

TRELOAR N & J SF P/L <TRELOAR NJ SUPERFUND A/C>
 389 STANLEY STREET
 NORTH WARD QLD 4810
 AUSTRALIA

Portfolio Report

At close of business: 30/06/2022

Trading Account Number: 289523

Domestic Equities Report

Security code	Sector	Company name	Quantity	Last Price	Average Cost AUD	Cost Value AUD	Market Value AUD	Gain/loss AUD	Gain/loss (%)	(%) of Holdings	Price to earnings*	Earnings per share*	Current dividends (c)*	Franking (%)*	Dividend yield (%)*	FX Rate
AEF	Financial	AUSTRALIAN ETHICAL INVESTMENT LIMITED	1,424	4.660	10.52	14,978.42	6,635.840	-8,342.58	-55.70%		45.776	0.102	8.00	100.00%	1.72	
ALK	Materials	ALKANE RESOURCES LIMITED	10,000	0.620	0.91	9,134.90	6,200.000	-2,934.90	-32.13%		4.909	0.126	0.00	0.00%	0.00	
ASM	Materials	AUSTRALIAN STRATEGIC MATERIALS LIMITED	2,686	3.450	8.40	22,561.32	9,266.700	-13,294.62	-58.93%			-0.091	0.00	0.00%	0.00	
AXE	Information Technology	ARCHER MATERIALS LIMITED	8,848	0.550	1.34	11,886.08	4,866.400	-7,019.68	-59.06%			-0.014	0.00	0.00%	0.00	
CSL	Health Care	CSL LIMITED	35	269.060	274.47	9,606.60	9,417.100	-189.50	-1.97%		37.993	7.082	301.25	0.00%	1.12	
DDR	Information Technology	DICKER DATA LIMITED	833	11.040	11.98	9,979.62	9,196.320	-783.30	-7.85%		25.897	0.426	50.00	100.00%	4.53	
DTL	Information Technology	DATA#3 LIMITED	2,138	4.660	4.65	9,943.76	9,963.080	19.32	0.19%		25.285	0.184	16.75	100.00%	3.59	
FMG	Materials	FORTESCUE METALS GROUP LTD	1,000	17.530	18.67	18,665.73	17,530.000	-1,135.73	-6.08%		4.413	3.972	297.00	100.00%	16.94	
IEL	Consumer Discretionary	IDP EDUCATION LIMITED	293	23.820	34.07	9,981.87	6,979.260	-3,002.61	-30.08%		109.016	0.219	13.50	9.00%	0.57	
ITM	Materials	ITECH MINERALS LTD	25,139	0.310	0.47	11,876.86	7,793.090	-4,083.77	-34.38%			-0.013	0.00	0.00%	0.00	
MP1	Information Technology	MEGAPORT LIMITED	623	5.450	16.04	9,993.37	3,395.350	-6,598.02	-66.02%			-0.310	0.00	0.00%	0.00	
NVX	Information Technology	NOVONIX LIMITED	1,350	2.280	8.38	11,306.39	3,078.000	-8,228.39	-72.78%			-0.083	0.00	0.00%	0.00	
PLS	Materials	PILBARA MINERALS	9,630	2.290	2.06	19,791.20	22,052.700	2,261.50	11.43%		81.786	0.028	0.00	0.00%	0.00	

While every effort has been made to provide you with an accurate transaction summary, we give no warranty of accuracy or reliability and take no responsibility for any errors or omissions including by negligence. You should confirm the information, holdings and valuations contained herein. All prices and values are denominated in AUD unless otherwise indicated. CMC Markets Stockbroking is the trading name of CMC Markets Stockbroking Limited (ABN 69 081 002 851, AFSL No. 246381), a Participant of the Australian Stock Exchange (ASX Group).



TRELOAR N & J SF P/L <TRELOAR NJ SUPERFUND A/C>
 389 STANLEY STREET
 NORTH WARD QLD 4810
 AUSTRALIA

Portfolio Report

At close of business: 30/06/2022

Trading Account Number: 289523

Security code	Sector	Company name	Quantity	Last Price	Average Cost AUD	Cost Value AUD	Market Value AUD	Gain/loss AUD	Gain/loss (%)	(%) of Holdings	Price to earnings*	Earnings per share*	Current dividends (c)*	Franking (%)*	Dividend yield (%)*	FX Rate
LIMITED																
Total						116,373.84					2.19					

* Fundamental data is current data as at 12/08/2022

International Equities Report

Security code	Sector	Company name	Quantity	Last Price	Average Cost AUD	Cost Value AUD	Market Value AUD	Gain/loss AUD	Gain/loss (%)	(%) of Holdings	Price to earnings*	Earnings per share*	Current dividends (c)*	Franking (%)*	Dividend yield (%)*	FX Rate
AMD:US	Technology	Advanced Micro Devices	124	76.470USD	79.19	9,819.43	13,751.582	3,932.15	40.04%							1.442
ASML:US		ASML Holding NV	9	475.880USD	1,034.15	9,307.32	6,211.262	-3,096.06	-33.26%							1.442
GTLB:US		GitLab	114	53.140USD	128.81	14,684.39	8,785.496	-5,898.89	-40.17%							1.442
HCP:US		HashiCorp	148	29.440USD	122.44	18,121.33	6,318.870	-11,802.46	-65.13%							1.442
NET:US		Cloudflare	33	43.640USD	125.72	4,148.84	2,088.520	-2,060.32	-49.66%							1.442
NVDA:US	Technology	NVIDIA Corp	56	151.590USD	219.38	12,285.49	12,311.145	25.66	0.21%							1.442
OP26:CMC			72		0.00	0.00										
PATH:US		UiPath	133	18.250USD	73.19	9,734.30	3,520.095	-6,214.20	-63.84%							1.442
SHOP:US	Technology	Shopify	8	31.230USD	1,850.91	14,807.25	362.328	-14,444.92	-97.55%							1.442
Total						53,349.30										

* Fundamental data is current data as at 12/08/2022

While every effort has been made to provide you with an accurate transaction summary, we give no warranty of accuracy or reliability and take no responsibility for any errors or omissions including by negligence. You should confirm the information, holdings and valuations contained herein. All prices and values are denominated in AUD unless otherwise indicated. CMC Markets Stockbroking is the trading name of CMC Markets Stockbroking Limited (ABN 69 081 002 851, AFSL No. 246381), a Participant of the Australian Stock Exchange (ASX Group).

TRELOAR N & J SF PTY LTD <TRELOAR N & J S/F A/C>
389 STANLEY STREET
NORTH WARD QLD 4810
AUSTRALIA

Holdings

At close of business: 30/06/2022

Adviser: Timothy Klingner

Trading Account Number: 6649751

Code	Company Name	Closing Price	FX Rate	Quantity	Value
HLA	HEALTHIA LIMITED	1.405		30	42.150
SP1	SOUTHERN CROSS PAYMENTS LTD	1.070		7,500	8,025.000
Total					8,067.150

While every effort has been made to provide you with an accurate transaction summary, we give no warranty of accuracy or reliability and take no responsibility for any errors or omissions including by negligence. You should confirm the information, holdings and valuations contained herein. All prices and values are denominated in AUD unless otherwise indicated. Stockbroking services are provided by CMC Markets Stockbroking Limited (ABN 69 081 002 851, AFSL No.246381), a Participant of the ASX Group (Australian Securities Exchange).

Mr & Mrs Treloar
389 Stanley Street
NORTH WARD QLD 4810

GPS INVEST SELECT FUND INVESTMENT STATEMENT - JUNE 2022

Investor Name	Treloar N & J Superfund
Investor No.	220062
TFN	Held
Non-Resident Withholding Tax	No


IMPORTANT NOTICE

Please advise us immediately of any discrepancies in the transactions or investment activity on your statement of account or if you contemplate changing your address. When making inquiries by telephone or in writing please give your account number. We urge you to keep this statement with your investment records.

INVESTMENT BALANCE - JUNE 2022

INVESTMENTS	OPENING BALANCE	CLOSING BALANCE	INTEREST
Select Trust Account	\$0.00	\$0.00	\$0.00
Visie Three Pty Ltd	\$0.00	\$97,439.93	\$132.14
TOTAL	\$0.00	\$97,439.93	\$132.14

TRANSACTIONS - JUNE 2022

* Units are issued at an Application Price of \$1.00 per Unit.

Select Trust Account			Investment Rate: .15%
DATE	TRANSACTION	AMOUNT	BALANCE
31/05/2022	Balance Forward		\$0.00
22/06/2022	Movement of Capital	-\$97,439.93	-\$97,439.93
22/06/2022	Movement of Capital	\$97,439.93	\$0.00

Visie Three Pty Ltd			Investment Rate: 5.5%
DATE	TRANSACTION	AMOUNT	BALANCE
31/05/2022	Balance Forward		\$0.00
22/06/2022	Investment of Capital	\$97,439.93	\$97,439.93

Treloar N & J Superfund Investment Movement Report

As at 30 June 2022

Investment	Opening Balance		Additions		Disposals			Closing Balance		
	Units	Cost	Units	Cost	Units	Cost	Accounting Profit/(Loss)	Units	Cost	Market Value
Bank Accounts										
ANZ Cash Active 111498374		8,478.97		564,479.37		(572,956.34)			2.00	2.00
Macquarie Cash Management Account 965643216		57.03		1,115,992.11		(1,115,991.02)			58.12	58.12
St. George Investment Cash Account 477932770		4.05		13,095.27		(13,097.31)			2.01	2.01
		8,540.05		1,693,566.75		(1,702,044.67)			62.13	62.13
Fixed Interest Securities (Australian) - Unitised										
SHSAGPSIPFI - GPS Invest Pooled Fund Investment	390,971.13	390,971.13	101,041.90	101,041.90	(492,013.03)	(492,013.03)	0.00		0.00	
		390,971.13		101,041.90		(492,013.03)	0.00		0.00	
Shares in Listed Companies (Australian)										
APT.AX - Afterpay Limited	91.00	9,925.93			(91.00)	(9,925.93)	2,089.82		0.00	
ALK.AX - Alkane Resources Limited			10,000.00	9,134.90				10,000.00	9,134.90	6,200.00
AXE.AX - Archer Materials Limited			8,848.00	26,886.08		(13,101.53)	0.00	8,848.00	13,784.55	4,866.40
AUB.AX - AUB Group Limited	371.00	7,176.06			(371.00)	(7,176.06)	2,143.03		0.00	
AEF.AX - Australian Ethical Investment Limited	2,010.00	14,065.57	1,424.00	14,978.42	(2,010.00)	(14,065.57)	4,601.38	1,424.00	14,978.42	6,635.84

Treloar N & J Superfund Investment Movement Report

As at 30 June 2022

Investment	Opening Balance		Additions		Disposals			Closing Balance		
	Units	Cost	Units	Cost	Units	Cost	Accounting Profit/(Loss)	Units	Cost	Market Value
ASM.AX - Australian Strategic Materials Limited	5,185.00	16,973.01	1,901.00	19,991.64	(4,400.00)	(14,357.37)	41,462.82	2,686.00	22,607.28	9,266.70
CCP.AX - Credit Corp Group Limited	213.00	7,171.50			(213.00)	(7,171.50)	(550.02)		0.00	
CSL.AX - CSL Limited			35.00	9,606.60				35.00	9,606.60	9,417.10
DTL.AX - Data#3 Limited	1,793.00	9,958.46	2,138.00	9,943.76	(1,793.00)	(9,958.46)	(336.56)	2,138.00	9,943.76	9,963.08
DDR.AX - Dicker Data Limited	1,166.00	7,681.18	833.00	9,979.62	(1,166.00)	(7,681.18)	10,525.17	833.00	9,979.62	9,196.32
EOS.AX - Electro Optic Systems Holdings Limited			269.00	524.55	(269.00)	(524.55)	(20.41)		0.00	
EML.AX - EML Payments Limited	1,789.00	8,938.64			(1,789.00)	(8,938.64)	(2,222.94)		0.00	
FMG.AX - Fortescue Metals Group Ltd	503.00	11,499.03	497.00	7,166.70				1,000.00	18,665.73	17,530.00
HLA.AX - Healthia Limited	3,891.00	7,195.84			(3,861.00)	(7,140.36)	(845.05)	30.00	55.48	42.15
IEL.AX - Idp Education Limited			293.00	9,981.87				293.00	9,981.87	6,979.26
ISX.AX - Isignthis Ltd	7,500.00	9,082.50			(7,500.00)	(9,082.50)			0.00	
ITM.AX - Itech Minerals Ltd			25,139.00	11,883.13				25,139.00	11,883.13	7,793.09

Treloar N & J Superfund

Investment Movement Report

As at 30 June 2022

Investment	Opening Balance		Additions		Disposals			Closing Balance		
	Units	Cost	Units	Cost	Units	Cost	Accounting Profit/(Loss)	Units	Cost	Market Value
JIN.AX - Jumbo Interactive Limited	567.00	6,795.78			(567.00)	(6,795.78)	3,072.57		0.00	
LOV.AX - Lovisa Holdings Limited	476.00	7,174.91			(476.00)	(7,174.91)	672.75		0.00	
MP1.AX - Megaport Limited	365.00	4,682.06	623.00	9,993.37	(365.00)	(4,682.06)	1,530.19	623.00	9,993.37	3,395.35
NCK.AX - Nick Scali Limited - Accumulation	674.00	7,170.87			(674.00)	(7,170.87)	712.63		0.00	
NVX.AX - Novonix Limited			1,350.00	11,306.39				1,350.00	11,306.39	3,078.00
PLS.AX - Pilbara Minerals Limited	8,999.00	9,864.91	9,630.00	19,791.20	(8,999.00)	(9,864.91)	10,546.47	9,630.00	19,791.20	22,052.70
PWH.AX - Pwr Holdings Limited	1,296.00	7,160.68			(1,296.00)	(7,160.68)	3,021.14		0.00	
SP1.AX - Southern Cross Payments Ltd			7,500.00	9,082.50				7,500.00	9,082.50	8,025.00
TPW.AX - Temple & Webster Group Ltd			1,331.00	15,932.08	(1,331.00)	(15,932.08)	(9,216.61)		0.00	
Z1P.AX - Zip Co Limited.	678.00	7,170.89			(678.00)	(7,170.89)	(2,426.03)		0.00	
		159,687.82		196,182.81		(175,075.83)	64,760.35		180,794.80	124,440.99

Shares in Listed Companies (Overseas)

AMD.NDQ4 - Advanced Micro Devices Inc.

124.00 9,819.43

124.00 9,819.43 13,764.37

Treloar N & J Superfund

Investment Movement Report

As at 30 June 2022

Investment	Opening Balance		Additions		Disposals			Closing Balance		
	Units	Cost	Units	Cost	Units	Cost	Accounting Profit/(Loss)	Units	Cost	Market Value
ASML.NDQ2 - ASML Holding NV - New York Shares			9.00	9,307.32				9.00	9,307.32	6,217.04
SQ.NYE3 - Block Inc - Ordinary Shares - Class A			30.00	9,537.07	(30.00)	(9,537.07)	(5,345.11)		0.00	
NET.NYE - Cloudflare Inc - Ordinary Shares - Class A	383.00	15,438.06	139.00	23,603.06	(489.00)	(34,892.27)	39,284.05	33.00	4,148.85	2,095.73
CRSR.NDQ - Corsair Gaming Inc	188.00	8,300.12	274.00	9,793.75	(462.00)	(18,093.87)	(5,268.59)		0.00	
GTLB.NDQ - Gitlab Inc - Ordinary Shares - Class A			114.00	14,684.39				114.00	14,684.39	8,793.68
HCP.NDQ - HashiCorp Inc - Ordinary Shares - Class A			148.00	18,121.33				148.00	18,121.33	6,324.75
MRNA.NDQ1 - Moderna Inc			21.00	9,611.20	(21.00)	(9,611.20)	(5,200.80)		0.00	
NVDA.NDQ8 - NVIDIA Corp	7.00	4,864.24	49.00	7,421.25				56.00	12,285.49	12,322.60
OP26 - OP26			72.00	0.00				72.00	0.00	0.00
SHOP.NYE2 - Shopify Inc - Ordinary Shares - Class A	5.00	6,219.85	8.00	14,807.25	(5.00)	(6,219.85)	4,391.83	8.00	14,807.25	362.78
PATH.NYE - UiPath Inc - Ordinary Shares - Class A	86.00	7,785.63	133.00	9,734.30	(86.00)	(7,785.63)	(390.41)	133.00	9,734.30	3,511.79
		52,427.33		126,620.92		(86,139.89)	27,470.97		92,908.36	53,392.74

Shares in Unlisted Companies (Australian)

Treloar N & J Superfund Investment Movement Report

As at 30 June 2022

Investment	Opening Balance		Additions		Disposals			Closing Balance		Market Value
	Units	Cost	Units	Cost	Units	Cost	Accounting Profit/(Loss)	Units	Cost	
SHSADCPU - DC Power Co	889.00	499.73			(889.00)	(499.73)	(499.73)		0.00	
		499.73				(499.73)	(499.73)		0.00	
Units in Unlisted Unit Trusts (Australian)										
VTPL - Visie Three Pty Ltd			97,439.93	97,439.93				97,439.93	97,439.93	97,439.93
				97,439.93					97,439.93	97,439.93
	612,126.06			2,214,852.31		(2,455,773.15)	91,731.59		371,205.22	275,335.79

TRELOAR N & J SF P/L <TRELOAR NJ SUPERFUND A/C>
 389 STANLEY STREET
 NORTH WARD QLD 4810
 AUSTRALIA

Confirmations

Period: 01/07/2021 - 30/06/2022

Trading Account Number: 289523

Code	Confirmation No.	Type	Trade Date	Settlement Date	Price	Quantity	Brokerage	GST	Other fees	Consideration
NVDA:US	15389128	Buy	16/07/2021	19/07/2021	1,060.179	7	0.00	0.00	0.00	7,421.25
Av Price:784.0400 USD. Rate:1.352199. Exch Fees:0										
NET:US	15675261	Sell	10/08/2021	11/08/2021	167.916	183	0.00	0.00	0.16	30,728.49
Av Price:124 USD. Rate:1.354162. Exch Fees:0.1567										
AXE	15760633	Buy	16/08/2021	18/08/2021	2.770	715	10.00	1.00	0.00	1,991.55
ASM	15860523	Sell	23/08/2021	25/08/2021	12.688	3600	41.52	4.15	0.00	45,630.09
AEF	15879841	Sell	24/08/2021	26/08/2021	9.296	2010	16.99	1.70	0.00	18,666.95
DTL	15879770	Sell	24/08/2021	26/08/2021	5.373	1793	10.00	1.00	0.00	9,621.90
DDR	15879160	Sell	24/08/2021	26/08/2021	15.630	1166	16.57	1.66	0.00	18,206.35
MP1	15901306	Sell	25/08/2021	27/08/2021	17.050	365	10.00	1.00	0.00	6,212.25
PLS	15913575	Sell	26/08/2021	30/08/2021	2.270	8999	14.86	1.49	0.00	20,411.38
APT	15911892	Sell	26/08/2021	30/08/2021	132.150	91	9.00	0.90	0.00	12,015.75
SHOP:US	15910312	Sell	26/08/2021	27/08/2021	2,122.346	5	0.00	0.00	0.05	10,611.68
Av Price:1555 USD. Rate:1.364853. Exch Fees:0.0541										
CRSR:US	15910056	Sell	26/08/2021	27/08/2021	37.587	188	0.00	0.00	0.04	7,066.24
Av Price:27.5 USD. Rate:1.366786. Exch Fees:0.0360										
PATH:US	15909668	Sell	26/08/2021	27/08/2021	85.991	86	0.00	0.00	0.04	7,395.22
Av Price:62.8 USD. Rate:1.369290. Exch Fees:0.0377										
ASM	15935523	Sell	27/08/2021	31/08/2021	12.750	800	9.00	0.90	0.00	10,190.10
NET:US	15967509	Sell	31/08/2021	01/09/2021	168.896	100	0.00	0.00	0.09	16,889.53
Av Price:124 USD. Rate:1.362066. Exch Fees:0.0861										
NVX	16444015	Buy	04/10/2021	06/10/2021	5.700	228	10.00	1.00	0.00	1,310.60
CRSR:US	16469610	Buy	06/10/2021	07/10/2021	35.744	274	0.00	0.00	0.00	9,793.75
Av Price:25.8762 USD. Rate:1.381330. Exch Fees:0										
SHOP:US	16469492	Buy	06/10/2021	07/10/2021	1,850.906	8	0.00	0.00	0.00	14,807.25
Av Price:1340 USD. Rate:1.381273. Exch Fees:0										
PATH:US	16469464	Buy	06/10/2021	07/10/2021	73.190	133	0.00	0.00	0.00	9,734.30
Av Price:52.9300 USD. Rate:1.382773. Exch Fees:0										
MRNA:US	16469404	Buy	06/10/2021	07/10/2021	457.676	21	0.00	0.00	0.00	9,611.20
Av Price:331.1300 USD. Rate:1.382165. Exch Fees:0										
SQ:US	16469378	Buy	06/10/2021	07/10/2021	317.902	30	0.00	0.00	0.00	9,537.07
Av Price:230 USD. Rate:1.382184. Exch Fees:0										
IEL	16495958	Buy	07/10/2021	11/10/2021	34.034	293	9.00	0.90	0.00	9,981.87
ALK	16491089	Buy	07/10/2021	11/10/2021	0.913	10000	9.00	0.90	0.00	9,134.90
DTL	16490961	Buy	07/10/2021	11/10/2021	4.646	2138	10.00	1.00	0.00	9,943.76
DDR	16490810	Buy	07/10/2021	11/10/2021	11.967	833	10.00	1.00	0.00	9,979.62
MP1	16490766	Buy	07/10/2021	11/10/2021	16.023	623	10.00	1.00	0.00	9,993.37
TPW	16490670	Buy	07/10/2021	11/10/2021	11.648	852	10.00	1.00	0.00	9,934.68
NET:US	16502372	Buy	08/10/2021	11/10/2021	183.530	106	0.00	0.00	0.00	19,454.22
Av Price:133 USD. Rate:1.379928. Exch Fees:0										
AEF	16551450	Buy	12/10/2021	14/10/2021	10.510	1424	10.88	1.09	0.00	14,978.42
PLS	16544041	Buy	12/10/2021	14/10/2021	2.007	4873	9.00	0.90	0.00	9,791.60
FMG	16562574	Buy	13/10/2021	15/10/2021	14.400	497	9.00	0.90	0.00	7,166.70

While every effort has been made to provide you with an accurate transaction summary, we give no warranty of accuracy or reliability and take no responsibility for any errors or omissions including by negligence. You should confirm the information, holdings and valuations contained herein. All prices and values are denominated in AUD unless otherwise indicated. CMC Markets Stockbroking is the trading name of CMC Markets Stockbroking Limited (ABN 69 081 002 851, AFSL No. 246381), a Participant of the Australian Stock Exchange (ASX Group).



TRELOAR N & J SF P/L <TRELOAR NJ SUPERFUND A/C>
 389 STANLEY STREET
 NORTH WARD QLD 4810
 AUSTRALIA

Confirmations

Period: 01/07/2021 - 30/06/2022

Trading Account Number: 289523

Code	Confirmation No.	Type	Trade Date	Settlement Date	Price	Quantity	Brokerage	GST	Other fees	Consideration
ASM	16559612	Buy	13/10/2021	15/10/2021	10.667	936	9.00	0.90	0.00	9,993.99
AXE	16556113	Buy	13/10/2021	15/10/2021	1.450	6819	9.00	0.90	0.00	9,894.53
GTLB:US	16605024	Buy	18/10/2021	19/10/2021	128.810	114	0.00	0.00	0.00	14,684.39
Av Price:95 USD. Rate:1.355899. Exch Fees:0										
PLS	16630208	Buy	19/10/2021	21/10/2021	2.100	4757	9.00	0.90	0.00	9,999.60
TPW	16630170	Buy	19/10/2021	21/10/2021	12.500	479	9.00	0.90	0.00	5,997.40
ASM	16629180	Buy	19/10/2021	21/10/2021	10.350	965	9.00	0.90	0.00	9,997.65
ASML:US	16661146	Buy	21/10/2021	22/10/2021	1,034.147	9	0.00	0.00	0.00	9,307.32
Av Price:770 USD. Rate:1.343047. Exch Fees:0										
NVX	16933826	Buy	10/11/2021	12/11/2021	8.900	1122	9.08	0.91	0.00	9,995.79
ITM	17027917	Buy	17/11/2021	19/11/2021	0.290	3414	9.00	0.90	0.00	999.96
HCP:US	17353360	Buy	15/12/2021	16/12/2021	119.479	48	0.00	0.00	0.00	5,734.99
Av Price:84.3900 USD. Rate:1.415796. Exch Fees:0										
CSL	17391960	Buy	17/12/2021	21/12/2021	274.160	35	10.00	1.00	0.00	9,606.60
HCP:US	17493254	Buy	04/01/2022	05/01/2022	123.863	100	0.00	0.00	0.00	12,386.34
Av Price:88.5 USD. Rate:1.399586. Exch Fees:0										
MRNA:US	17973223	Sell	09/02/2022	10/02/2022	210.020	21	0.00	0.00	0.02	4,410.40
Av Price:150.6300 USD. Rate:1.394277. Exch Fees:0.0225										
ITM	18665210	Buy	05/04/2022	07/04/2022	0.440	11338	10.00	1.00	0.00	4,999.72
NET:US	18919914	Sell	29/04/2022	02/05/2022	128.925	206	0.00	0.00	0.14	26,558.31
Av Price:92 USD. Rate:1.401353. Exch Fees:0.1354										
CRSR:US	18919788	Sell	29/04/2022	02/05/2022	21.019	274	0.00	0.00	0.03	5,759.04
Av Price:15 USD. Rate:1.401235. Exch Fees:0.0294										
NET:US	18952420	Buy	03/05/2022	04/05/2022	125.722	33	0.00	0.00	0.00	4,148.84
Av Price:88 USD. Rate:1.428663. Exch Fees:0										
SQ:US	18952173	Sell	03/05/2022	04/05/2022	139.733	30	0.00	0.00	0.02	4,191.96
Av Price:99.0900 USD. Rate:1.410160. Exch Fees:0.0214										
ITM	18980350	Buy	04/05/2022	06/05/2022	0.573	10237	10.00	1.00	0.00	5,877.18
TPW	18980291	Sell	04/05/2022	06/05/2022	5.054	1331	10.00	1.00	0.00	6,715.47
EOS	19052378	Buy	10/05/2022	12/05/2022	1.950	269	0.00	0.00	0.00	524.55
EOS	19265133	Sell	30/05/2022	01/06/2022	1.915	269	10.00	1.00	0.00	504.14

While every effort has been made to provide you with an accurate transaction summary, we give no warranty of accuracy or reliability and take no responsibility for any errors or omissions including by negligence. You should confirm the information, holdings and valuations contained herein. All prices and values are denominated in AUD unless otherwise indicated. CMC Markets Stockbroking is the trading name of CMC Markets Stockbroking Limited (ABN 69 081 002 851, AFSL No. 246381), a Participant of the Australian Stock Exchange (ASX Group).

TRELOAR N & J SF PTY LTD <TRELOAR N & J S/F A/C>
389 STANLEY STREET
NORTH WARD QLD 4810
AUSTRALIA

Confirmations

Period: 01/07/2021 - 30/06/2022

Adviser: Timothy Klingner

Trading Account Number: 6649751

Code	Confirmation No.	Type	Trade Date	Settlement Date	Price	Quantity	Brokerage	GST	Other fees	Consideration
Z1P	15865076	Sell	23/08/2021	25/08/2021	7.120	678	75.00	7.50	0.00	4,744.86
PWH	15865063	Sell	23/08/2021	25/08/2021	7.920	1296	75.00	7.50	0.00	10,181.82
NCK	15865020	Sell	23/08/2021	25/08/2021	11.819	674	75.00	7.50	0.00	7,883.50
LOV	15865012	Sell	23/08/2021	25/08/2021	16.660	476	75.00	7.50	0.00	7,847.66
JIN	15864970	Sell	23/08/2021	25/08/2021	17.550	567	75.00	7.50	0.00	9,868.35
HLA	15864958	Sell	23/08/2021	25/08/2021	1.652	3861	75.00	7.50	0.00	6,295.31
EML	15864951	Sell	23/08/2021	25/08/2021	3.800	1789	75.00	7.50	0.00	6,715.70
CCP	15864944	Sell	23/08/2021	25/08/2021	31.474	213	75.00	7.50	0.00	6,621.48
AUB	15864861	Sell	23/08/2021	25/08/2021	25.341	371	75.00	7.50	0.00	9,319.09

While every effort has been made to provide you with an accurate transaction summary, we give no warranty of accuracy or reliability and take no responsibility for any errors or omissions including by negligence. You should confirm the information, holdings and valuations contained herein. All prices and values are denominated in AUD unless otherwise indicated. Stockbroking services are provided by CMC Markets Stockbroking Limited (ABN 69 081 002 851, AFSL No.246381), a Participant of the ASX Group (Australian Securities Exchange).

Mr & Mrs Treloar
ntreloar57@gmail.com

4 April 2022

Investor No. 170093

Dear Mr & Mrs Treloar,



Investment Overview
GPS Investment Fund Limited

GPS Invest Pooled Fund ("the Fund") (ARSN: 149 257 410)

Your investment of new capital in the Fund has been processed. Please see below the details of your investment.

Investment Details

Investment Date	New Investment	Unit Price	Units Allotted	Total No. of Units
4 April 2022	\$50,000.00	\$1.00	50,000.00	50,000.00

You will begin earning interest on your Total No. of Units as of the Investment Date and interest is paid monthly.

If you have any questions, please call us on 1800 999 109 between 8:00am and 5:00pm Monday to Friday AEST or email info@gpsinvest.com.au anytime.

Thank you for investing with GPS.

Yours sincerely,

Courtney Alexander

Courtney Alexander | Administration & Investor Services
Info@gpsinvest.com.au

Mr & Mrs Treloar
 46 Gladstone Street
 PIMLICO QLD 4812

GPS INVEST POOLED FUND INVESTMENT STATEMENT

From: 01 May 2022 To: 31 May 2022

Investor Name:	Treloar N & J SF Pty Ltd
Investor Number:	170093
TFN:	Held
Non-Resident Withholding Tax:	

	BillCode: 69526
	Ref: 1700939
Telephone & Internet Banking – BPAY® <small>Contact your bank or financial institution to make this payment from your cheque, savings, debit or transaction account. More info: www.bpay.com.au</small>	

Please check your details and investment activity and call us regarding any errors on this statement. Please retain this statement for taxation purposes. If you have any questions regarding your statement, please call us on 1800 999 109 or email info@gpsinvest.com.au and quote the above investor number.

TRANSACTIONS

Date	Transaction	Amount	Balance
	Balance brought forward from : 30 Apr 2022		\$50,000.00
1/05/2022	Mortgage Pool Distribution	\$184.93	\$50,184.93
5/05/2022	Investment of Capital	\$46,868.54	\$97,053.47
	Balance as at : 31 May 2022		\$97,053.47

Units are issued at an Application Price of \$1.00 per Unit.

Total fees and costs you paid - Nil

Where GPS determines there is an amount available for Distribution, the Fund will pay a Distribution out of income received during the month within 10 business days after the end of the month for which it is calculated.

INTEREST EARNED

Date	Interest Period	Interest Rate	Amount
01/05/2022	01 Apr 2022 to 30 Apr 2022	5.00 %	\$184.93

Mr & Mrs Treloar
 389 Stanley Street
 NORTH WARD QLD 4810

GPS INVEST POOLED FUND INVESTMENT STATEMENT

From: 01 Jun 2022 To: 30 Jun 2022

Investor Name:	Treloar N & J SF Pty Ltd
Investor Number:	170093
TFN:	Held
Non-Resident Withholding Tax:	

BPAY	BillerCode: 69526
	Ref: 1700939
Telephone & Internet Banking – BPAY® <small>Contact your bank or financial institution to make this payment from your cheque, savings, debit or transaction account. More info: www.bpay.com.au</small>	

Please check your details and investment activity and call us regarding any errors on this statement. Please retain this statement for taxation purposes. If you have any questions regarding your statement, please call us on 1800 999 109 or email info@gpsinvest.com.au and quote the above investor number.

TRANSACTIONS

Date	Transaction	Amount	Balance
	Balance brought forward from : 31 May 2022		\$97,053.47
1/06/2022	Mortgage Pool Distribution	\$386.46	\$97,439.93
22/06/2022	Withdrawal of Capital	-\$97,439.93	\$0.00
	Balance as at : 30 Jun 2022		\$0.00

Units are issued at an Application Price of \$1.00 per Unit.

Total fees and costs you paid - Nil

Where GPS determines there is an amount available for Distribution, the Fund will pay a Distribution out of income received during the month within 10 business days after the end of the month for which it is calculated.

INTEREST EARNED

Date	Interest Period	Interest Rate	Amount
01/06/2022	01 May 2022 to 31 May 2022	5.00 %	\$386.46

TRANSFER OF UNITS FORM

Account to be transferred from:

Investor name Investor number
 Transfer amount Best contact number

Please note that if after this transfer your account balance decreases below the minimum invested amount any remaining funds, or any interest earned to this account after the transfer, will be deposited to your nominated bank account at GPS's discretion. Please confirm your details:

Bank name
 Account name (in full)
 BSB -
 Account number

I/We agree to transfer the Units held in the above account subject to the terms and conditions in the Fund Constitution. I/We have read and understood the latest relevant Product Disclosure Statement.

Signatory 1:

Signature
 Date
 Name (printed)
 Capacity to execute (if not investor)

Signatory 2 (if applicable):

Account to be transferred to:

Investor name Investor number

I/We have read and understood the latest relevant Product Disclosure Statement ('PDS') (available online at www.gpsinvest.com.au or by calling GPS on **1800 999 109** to receive a copy free of charge) to which this investment application applies and agree to be bound by the terms and conditions contained in that document and the Fund's constitution. I/We certify that where I/we sign on behalf of an Entity, this form is signed in accordance with the powers and the authorisations of the constituting documents for the Entity and in accordance with the original Application Form attached to the PDS. If signed under a Power of Attorney, the Attorney verifies that no notice of revocation of that Power of Attorney has been received. An original or certified copy of the Power of Attorney must be provided if not provided previously.

Even if you are the signatory for both accounts, you must sign both above and below, once for each account. If you have any questions, please call us on 1800 999 109.

Signatory 1:

Signature
 Date
 Name (printed)
 Capacity to execute

Signatory 2 (if applicable):

Application Form

Responsible Entity	GPS Investment Fund Ltd (ABN 40 145 378 383 AFSL 383080)		
Custodian	Perpetual Corporate Trust Ltd ("Perpetual") as Custodian for the Fund or Funds managed by the Fund Manager and the Co-Funder.		
Borrower	Visie Three Pty Ltd		
Security Property	378 Manly Road, Manly West Qld 4179		
Maturity Date	10th May 2023	Interest Rate	5.50% p.a.

Source of funds to be invested (specify where the funds will come from and the total to be invested)

Funds held by GPS in the GPS Invest Select Trust Account	\$
Funds repaying from <u>POOLED FUND</u> (name of loan)	\$ 97439.93
New funds deposited to GPS (contact us for payment options)	\$
Total amount to be invested (please total the above)	\$

Investor Details

I have an active GPS Invest Select Fund account Investor number: 170093

I do not have a GPS Invest Select Fund account

Upon receipt of this Application Form a member of our Investor Services team will forward you the necessary paperwork to register as a Fund Investor.

- I/we acknowledge that I/we have previously received and read the relevant PDS for the Fund and confirm I/we have understood and accepted the contents therein.¹ I/We the above mentioned Investor confirm my/our instructions to you to advance at your discretion the investment sum referred to on the above mortgage investment, which I/we have approved. I/We confirm that all investment details listed above were completed and advised to me/us prior to my acceptance of this investment. The terms of the investment are subject to settlement of the mortgage loan on the same terms as stated in this SPDS.
- I/we acknowledge that the loan to valuation ratio is to a maximum of 64.99% (excluding GST) to Select Fund Investors and 69.96% (excluding GST) for Select Fund and Subordinated Investors on an as if complete basis. I/we further acknowledge that I/we have not relied upon any advice, representation, recommendation, endorsement or opinion by or on behalf of GPS or the Fund whatsoever.
- I/we acknowledge that this loan is for the completion of a construction project, which may require subsequent advances. I/we further acknowledge that these subsequent advances have not been consented to, nor have the moneys been obtained from Investors at this time, and, therefore, there is the additional risk of project non-completion should the subsequent advances not be obtained. This additional risk may mean that in the event of default by the Borrower, the re-sale value of the security property may be diminished.
- No advice acknowledgment** - I/We acknowledge that the communications that have taken place between me/us and GPS concerning my/our mortgage investment contain factual information only. I/We acknowledge that GPS are not suggesting or implying a recommendation to hold a particular financial product and that GPS have recommended that I/we consider obtaining independent advice before making any financial decisions.

	Signatory 1	Signatory 2 (if applicable)
Signature	<u>N. T. Treloar</u>	<u>J. Treloar</u>
Date	<u>16/06/2022</u>	<u>16/06/2022</u>
Name (printed)	<u>NIGEL THOMAS TRELOR</u>	<u>JENNIFER MARY TRELOR</u>
If you are not the investor, please state your capacity to sign this form.		

IMPORTANT NOTES: GPS does not give financial product advice in relation to the Fund or on a particular mortgage investment. Before making an investment decision, you need to consider with or without the assistance of a financial adviser, whether the mortgage investment and your investment in the Fund are appropriate in light of your particular investment needs, objectives and financial circumstances. We advise that the directors and staff of GPS do not have a material interest in this mortgage investment, although they may earn fees, commissions or brokerage on the mortgage investment.

GPS believes the factual information herein is accurate and reliable, but no warranty of accuracy or reliability is given. Neither GPS, nor its officers, nor employees, nor Perpetual, nor any other person guarantees the performance of the underlying mortgage investment or the repayment of capital invested.

Mr & Mrs Treloar
 389 Stanley Street
 NORTH WARD QLD 4810

GPS INVEST SELECT FUND INVESTMENT STATEMENT - JUNE 2022

Investor Name	Treloar N & J Superfund
Investor No.	220062
TFN	Held
Non-Resident Withholding Tax	No


IMPORTANT NOTICE

Please advise us immediately of any discrepancies in the transactions or investment activity on your statement of account or if you contemplate changing your address. When making inquiries by telephone or in writing please give your account number. We urge you to keep this statement with your investment records.

INVESTMENT BALANCE - JUNE 2022

INVESTMENTS	OPENING BALANCE	CLOSING BALANCE	INTEREST
Select Trust Account	\$0.00	\$0.00	\$0.00
Visie Three Pty Ltd	\$0.00	\$97,439.93	\$132.14
TOTAL	\$0.00	\$97,439.93	\$132.14

TRANSACTIONS - JUNE 2022

* Units are issued at an Application Price of \$1.00 per Unit.

Select Trust Account			Investment Rate: .15%
DATE	TRANSACTION	AMOUNT	BALANCE
31/05/2022	Balance Forward		\$0.00
22/06/2022	Movement of Capital	-\$97,439.93	-\$97,439.93
22/06/2022	Movement of Capital	\$97,439.93	\$0.00

Visie Three Pty Ltd			Investment Rate: 5.5%
DATE	TRANSACTION	AMOUNT	BALANCE
31/05/2022	Balance Forward		\$0.00
22/06/2022	Investment of Capital	\$97,439.93	\$97,439.93

Treloar N & J Superfund

General Ledger

As at 30 June 2022

Transaction Date	Description	Units	Debit	Credit	Balance \$
Distributions Receivable (61800)					
<u>Visie Three Pty Ltd (VTPL)</u>					
30/06/2022	Visie Three Pty Ltd		132.14		132.14 DR
			132.14		132.14 DR

Total Debits: 132.14

Total Credits: 0.00

Treloar N & J Superfund
Statement of Taxable Income

For the year ended 30 June 2022

	2022
	\$
Benefits accrued as a result of operations	(426,902.37)
Less	
Exempt current pension income	76,968.00
Realised Accounting Capital Gains	91,731.60
Accounting Trust Distributions	132.14
Non Taxable Contributions	361,816.00
	<u>530,647.74</u>
Add	
Decrease in MV of investments	184,941.90
SMSF non deductible expenses	368.00
Pension Payments	27,082.68
Franking Credits	1,087.34
Foreign Credits	14.68
Net Capital Gains	71,320.00
Taxable Trust Distributions	132.14
Benefits Paid/Transfers Out	674,915.80
	<u>959,862.54</u>
SMSF Annual Return Rounding	(1.43)
Taxable Income or Loss	<u>2,311.00</u>
Income Tax on Taxable Income or Loss	346.65
Less	
Franking Credits	1,087.34
Foreign Credits	0.78
	<u>(741.47)</u>
CURRENT TAX OR REFUND	<u>(741.47)</u>
Supervisory Levy	259.00
AMOUNT DUE OR REFUNDABLE	<u>(482.47)</u>

Treloar Superannuation Fund
Details for Income Tax Payable / (Refund)

The tax payable as at June 30, 2022 comprises of the following:

Tax Payable (Cr.) / Tax Receivable (Dr.) for the Financial Year 2021-2022	(741) Dr
Add / Less: Tax Payable (Cr.) / Tax Receivable (Dr.) for 2020-2021	-
Balance as at June 30, 2022 (Tied up to the Financial Statements)	<u><u>(741) Dr</u></u>

Movement in the income tax payable/ refund receivable account is as follows: (All debits to be indicated in brackets)

Opening Balance as at July 1, 2021 (Payable (Cr.) / Receivable (Dr.))	(1,172) Dr
Add / Less: Tax paid in the current year relating to previous financial years.	
Add: Current year Tax Liability as per the Statement of Taxable Income.	347 Cr
Less: Tax installments paid in the current year (paid not raised)	
Less: Imputed Credits (to tie up with detailed Investment Income Report)	(1,087) Dr
Less: Foreign Credits (to tie up with detailed Investment Income Report)	(1) Dr
Less: TFN Credits (to tie up with detailed Investment Income Report)	-
Add / Less: Refund Adjustments (excess income tax paid in respect of earlier years)	913 Cr
Add / Less: Adjustments in respect of ATO Levy	259 Cr
Add/Less: GIC Paid	-
Balance as at June 30, 2022	<u><u>(741) Dr</u></u>

Installments Raised

Installment I - (September Quarter)	
Installment II - (December Quarter)	
Installment III - (March Quarter)	
Installment IV - (June Quarter)	
Total installments raised (To be entered in CE screen in BGL and tie with Tax return)	<u><u>-</u></u>
Less: Installments raised but not paid	
Installment IV - (June Quarter)	-
Total installments paid and taken to Income Tax Account.	<u><u>-</u></u>

Tax expenses

Current Tax (as per statement of taxable income)	347 Cr
Deferred Tax Movement	-
Prior Year Adjustment	-
Less: Imputed Credits & Foreign Credits	(1,088) Dr
To tie up in the Financial Statements (Operating Statement)	<u><u>(741) Dr</u></u>

Treloar N & J Superfund
General Ledger

As at 30 June 2022

Transaction Date	Description	Units	Debit	Credit	Balance \$
Income Tax Payable/Refundable (85000)					
Income Tax Payable/Refundable (85000)					
01/07/2021	Opening Balance				1,171.77 DR
01/07/2021	Create Entries - Income Tax Expense - 01/07/2021			14.10	1,157.67 DR
05/10/2021	Create Entries - Franking Credits Adjustment - 05/10/2021		499.83		1,657.50 DR
05/10/2021	Create Entries - Foreign Credits Adjustment - 05/10/2021		0.07		1,657.57 DR
05/10/2021	Create Entries - Income Tax Expense - 05/10/2021			795.37	862.20 DR
11/11/2021	Create Entries - Franking Credits Adjustment - 11/11/2021		0.32		862.52 DR
11/11/2021	Create Entries - Income Tax Expense - 11/11/2021			0.06	862.46 DR
31/03/2022	Deposit ATO ATO003000016183468			1,171.77	309.31 CR
30/06/2022	Create Entries - Franking Credits Adjustment - 30/06/2022		587.19		277.88 DR
30/06/2022	Create Entries - Foreign Credits Adjustment - 30/06/2022		0.71		278.59 DR
30/06/2022	Create Entries - Income Tax Expense - 30/06/2022		462.88		741.47 DR
			1,551.00	1,981.30	741.47 DR

Total Debits: 1,551.00

Total Credits: 1,981.30

Treloar N & J Superfund Distribution Reconciliation Report

For The Period 01 July 2021 - 30 June 2022

Date	Non Primary Production Income (A) * ₁				Distributed Capital Gains (B) * ₂					Foreign Income * ₃		Non-Assessable			Taxable Income	
	Payment Received	Franked	Unfranked	Interest/ Other	Franking Credits	Discounted (After Discount)	Rate * ₅	CGT Concession	Indexed	Other	Foreign Income	Foreign Credits	Tax Exempt	Tax Free		Tax Deferred / AMIT * ₆
Units in Unlisted Unit Trusts (Australian)																
VTPL Visie Three Pty Ltd																
30/06/2022	132.14			132.14			S								0.00	132.14
	132.14			132.14											0.00	132.14
<i>Net Cash Distribution:</i>		132.14														
	132.14			132.14											0.00	132.14

Treloar N & J Superfund

Distribution Reconciliation Report

For The Period 01 July 2021 - 30 June 2022

Date	Non Primary Production Income (A) * ₁				Distributed Capital Gains (B) * ₂				Foreign Income * ₃			Non-Assessable			Taxable Income
	Payment Received	Franked	Unfranked	Interest/ Other	Discounted (After Discount)	Rate * ₅	CGT Concession	Indexed	Other	Foreign Income	Foreign Credits	Tax Exempt	Tax Free	Tax Deferred / AMIT * ₆	
TOTAL	132.14			132.14										0.00	132.14

Total Distributed Gains

Discount Rate	Discounted	Gross
Superfund 1/3	0.00	0.00
Individual 50%(I)	0.00	0.00
Total	0.00	0.00

*₁ Summary of Non Primary Production Income (A)

Tax Label	Franked	Unfranked	Interest/Other	Less Other Deduction	Income Before Credits * ₇	Franking Credits	Total Including Credits
11M Gross trust distributions			132.14		132.14		132.14

*₂ Forms part of the Net Capital Gains calculation for Tax Label 11A.

*₃ Forms part of the Foreign Credits calculation for Tax Label 11D, D1, 13C1.

*₄ Taxable Income is designed to match Tax Statement provided by Fund Manager.

Taxable Income in the SMSF Annual Return will be different due to application of Capital Losses in Net Capital Gain calculation and application of different discount method.

*₅ This is the discount rate selected for the transaction. "S" being Super Funds at 1/3 and "I" being Individual at 50%.

*₆ AMIT cost base net increase is reflected as negative amount i.e. negative tax deferred and AMIT cost base net decrease is reflected as positive amount i.e. positive tax deferred.

*₇ Sum of Income Before Credits reconciles with Taxable Trust Distributions in Statement of Taxable Income.

^ Variance between Payment Received and Net Cash Distribution.

Mr & Mrs Treloar
389 Stanley Street
NORTH WARD QLD 4810

GPS INVEST SELECT FUND INVESTMENT STATEMENT

Please retain this statement for tax purposes

Investor Name:	Treloar N & J Superfund
Investor Number:	220062
Period:	01 July 2021 to 30 Jun 2022
Income Type:	Interest

If you have any questions concerning the information contained in your statement, please contact GPS on 1800 999 109 or email info@gpsinvest.com.au.

Total fees and costs you paid - Nil

Tax statement for year ending 30 June 2022

Interest Paid

Gross Interest	Withholding Tax Deducted	Net Interest
\$132.14	\$0.00	\$132.14

Receivable = \$132.14

Accrued the interest income
as per Tax Statement

PLEASE NOTE:

1. We are required to notify the Australian Taxation Office of all earnings from investments.
2. The above tax statement is the amount which shall be reported to the Australian Taxation Office and is therefore the amount which should be included in your tax return.
3. If there are any discrepancies between the above figures and your records then please contact our office by no later than **31st August 2022**.

Treloar N & J Superfund

Dividend Reconciliation Report

For The Period 01 July 2021 - 30 June 2022

Date	Net Payment Received	Australian Income			Foreign Income			Withheld		
		Unfranked	Franked	Franking Credits	Foreign Income	Foreign Credits	NZ Credits	TFN Withheld	Non-Resident	LIC Deduction
Shares in Listed Companies (Australian)										
AEF.AX Australian Ethical Investment Limited										
18/03/2022	42.72	0.00	42.72	18.31						
	42.72	0.00	42.72	18.31						
CSL.AX CSL Limited										
07/04/2022	49.80	49.80								
	49.80	49.80								
DDR.AX Dicker Data Limited										
01/09/2021	104.94	0.00	104.94	44.97						
01/12/2021	74.97	0.00	74.97	32.13						
01/03/2022	124.95	0.00	124.95	53.55						
01/06/2022	108.29	0.00	108.29	46.41						
	413.15	0.00	413.15	177.06						
DTL.AX Data#3 Limited										
31/03/2022	155.01	0.00	155.01	66.43						
	155.01	0.00	155.01	66.43						
FMG.AX Fortescue Metals Group Ltd										

Treloar N & J Superfund

Dividend Reconciliation Report

For The Period 01 July 2021 - 30 June 2022

Date	Net Payment Received	Australian Income			Foreign Income			Withheld		
		Unfranked	Franked	Franking Credits	Foreign Income	Foreign Credits	NZ Credits	TFN Withheld	Non-Resident	LIC Deduction
30/09/2021	1,061.33	0.00	1,061.33	454.86						
31/03/2022	860.00	0.00	860.00	368.57						
	1,921.33	0.00	1,921.33	823.43						
HLA.AX Healthia Limited										
27/10/2021	0.75	0.00	0.75	0.32						
24/03/2022	0.60	0.00	0.60	0.26						
	1.35	0.00	1.35	0.58						
IEL.AX Idp Education Limited										
28/03/2022	39.56	36.00	3.56	1.53						
	39.56	36.00	3.56	1.53						
	2,622.92	85.80	2,537.12	1,087.34						

Shares in Listed Companies (Overseas)

ASML.NDQ ASML Holding NV - New York Shares

19/11/2021	21.71			21.71	3.83					
20/05/2022	43.39			43.39	7.66					
	65.10			65.10	11.49					

NVDA.NDQ NVIDIA Corp

12/09/2022 15:17:23

Treloar N & J Superfund

Dividend Reconciliation Report

For The Period 01 July 2021 - 30 June 2022

Date	Net Payment Received	Australian Income			Foreign Income			Withheld		
		Unfranked	Franked	Franking Credits	Foreign Income	Foreign Credits	NZ Credits	TFN Withheld	Non-Resident	LIC Deduction
06/07/2021	1.05				1.05	0.45				
28/09/2021	2.14				2.14	0.92				
10/01/2022	2.17				2.17	0.93				
01/04/2022	2.09				2.09	0.89				
	7.45				7.45	3.19				
	72.55				72.55	14.68				
TOTAL	2,695.47	85.80	2,537.12	1,087.34	72.55	14.68				

Tax Return Reconciliation

	Totals	Tax Return Label
Unfranked	85.80	J
Franked Dividends	2,537.12	K
Franking Credits	1,087.34	L

Treloar N & J Superfund

Investment Income Comparison Report

As at 30 June 2022

Investment	Ledger Data			ASX & UUT Data							
	Transaction Date	Income Amount	Franking Credit	Date Payable	Ex Div/Dist Date	Units On Hand	45 Day Qualified	Amount per share/unit	Estimated Income	Estimated Franking*	
Reconciled											
Shares in Listed Companies (Australian)											
AEF.AX	Australian Ethical Investment Limited	18/03/2022	42.72	18.31	17/03/2022	02/03/2022	1,424.00	1,424.00	0.0300	42.72	18.31
CSL.AX	CSL Limited	07/04/2022	49.80		06/04/2022	07/03/2022	35.00	35.00	1.4229	49.80	0.00
DDR.AX	Dicker Data Limited	01/09/2021	104.94	44.97	01/09/2021	17/08/2021	1,166.00	1,166.00	0.0900	104.94	44.97
DDR.AX	Dicker Data Limited	01/12/2021	74.97	32.13	01/12/2021	12/11/2021	833.00	833.00	0.0900	74.97	32.13
DDR.AX	Dicker Data Limited	01/03/2022	124.95	53.55	01/03/2022	14/02/2022	833.00	833.00	0.1500	124.95	53.55
DDR.AX	Dicker Data Limited	01/06/2022	108.29	46.41	01/06/2022	16/05/2022	833.00	833.00	0.1300	108.29	46.41
DTL.AX	Data#3 Limited	31/03/2022	155.01	66.43	31/03/2022	16/03/2022	2,138.00	2,138.00	0.0725	155.00	66.43
FMG.AX	Fortescue Metals Group Ltd	30/09/2021	1,061.33	454.86	30/09/2021	06/09/2021	503.00	503.00	2.1100	1,061.33	454.86
FMG.AX	Fortescue Metals Group Ltd	31/03/2022	860.00	368.57	30/03/2022	28/02/2022	1,000.00	1,000.00	0.8600	860.00	368.57
HLA.AX	Healthia Limited	27/10/2021	0.75	0.32	27/10/2021	07/09/2021	30.00	30.00	0.0250	0.75	0.32
HLA.AX	Healthia Limited	24/03/2022	0.60	0.26	24/03/2022	03/03/2022	30.00	30.00	0.0200	0.60	0.26
IEL.AX	Ildp Education Limited	28/03/2022	39.56	1.53	28/03/2022	03/03/2022	293.00	293.00	0.1350	39.56	1.53
			2,622.92	1,087.34					5.1354	2,622.91	1,087.34
Unreconciled											
Shares in Listed Companies (Overseas)											
ASML.NDQ	ASML Holding NV - New York Shares	19/11/2021	21.71								
ASML.NDQ	ASML Holding NV - New York Shares	20/05/2022	43.39								
NVDA.NDQ	NVIDIA Corp	06/07/2021	1.05								
NVDA.NDQ	NVIDIA Corp	28/09/2021	2.14								
NVDA.NDQ	NVIDIA Corp	10/01/2022	2.17								

Treloar N & J Superfund

Investment Income Comparison Report

As at 30 June 2022

Investment	Ledger Data			ASX & UUT Data						
	Transaction Date	Income Amount	Franking Credit	Date Payable	Ex Div/Dist Date	Units On Hand	45 Day Qualified	Amount per share/unit	Estimated Income	Estimated Franking*
NVDA.NDQ	NVIDIA Corp	01/04/2022	2.09							
			72.55							
Units in Unlisted Unit Trusts (Australian)										
VTPL	Visie Three Pty Ltd	30/06/2022	132.14							
			132.14							
			2,827.61	1,087.34				5.1354	2,622.91	1,087.34

*Franking credit is estimated using 45 day qualified units. The estimation might not be accurate for preference shares and hedging arrangements.



044 007685

TRELOAR N & J SF PTY LTD
 <TRELOAR NJ SUPERFUND A/C>
 389 STANLEY STREET
 NORTH WARD QLD 4810

Key Details

Payment date: 17 March 2022
Record date: 3 March 2022
SRN/HIN: X*****7946
 TFN/ABN RECEIVED AND RECORDED

Interim dividend statement for the period ended 31 December 2021

This dividend is 100% franked at the company tax rate of 30%.

Description	Dividend rate per share	Participating holding	Unfranked amount	Franked amount	Total amount	Franking credit
Ordinary Shares	\$0.03	1,424	\$0.00	\$42.72	\$42.72	\$18.31
Net dividend amount:					\$42.72	

PAYMENT INSTRUCTIONS

ANZ BANK

BSB: 014-936

ACC: *****8374 **ACCOUNT NAME:** TRELOAR N & J SF PTY LTD <TRELOA

PAYMENT REFERENCE NUMBER: 001273358258

The payment has been made into the above account. If this account is not valid please turn over for instructions to update your details. Once your details have been updated, payment will be made within 4 weeks.

Retain this statement to assist in preparing your tax return.

Update your details online



What you need to do:

We need the following details to administer your security holding. To update your information in a fast, secure and environmentally friendly way visit www.linkmarketservices.com.au

1	Bank account details Payments will only be paid directly into your nominated bank account (if valid). Select Payments & Tax , click on Payment Instructions . If you wish to receive your payments in a foreign currency, simply select Foreign Currency Payment under the Payment Instructions menu subject to certain terms and conditions. You may wish to participate in the Reinvestment Plan (DRP), simply select Reinvestment Plans under the Payments & Tax menu (if DRP is applicable).
2	Email address Communication by email means you can be promptly notified of key company announcements, when payments are made and statements are available, and when voting can be accessed online for securityholder meetings. Select Communications , click on Preferences and select All communications electronically .
3	TFN, TFN exemption or ABN To update your Tax File Number (TFN), TFN exemption code or Australian Business Number (ABN) select Payments & Tax , click on Tax Details .

How to update your information:

1. Login to Link's Investor Centre at www.linkmarketservices.com.au and click on 'Investor Login' or scan the QR Code (above).
2. Enter your email address and password in **Portfolio Login**.
3. If you do not have a **Portfolio*** login, please set up a portfolio by selecting **Register Now** and follow the prompts.

Authentication may be required depending on the value of your portfolio. If you are unable to update your address or bank account details online; you must complete the relevant forms (available on Link's website) and return the completed forms to Link.

How to register for a Portfolio:

1. Enter the Issuer's name/ASX Code.
2. You will need your HIN/SRN. This important information is on your holding statement. You should always ensure to keep this information in a safe place.
3. Enter your postcode or, if your registered address is overseas, click on the Outside Australia link and select your country of residence from the drop-down list.

* Setting up a Portfolio login allows you to easily manage your holdings across issuers who use Link as their registrar.

You can also manage your Link Portfolio on the go. Simply download the **Link Investor Centre** mobile app from Apple Store or Google Play.



CSL LIMITED
ABN 99 051 588 348

085327 000 CSL



TRELOAR N & J SF PTY LTD
<TRELOAR NJ SUPERFUND A/C>
389 STANLEY STREET
NORTH WARD QLD 4810

Update your information:

Online:
www.computershare.com.au/easyupdate/CSL

By Mail:
Computershare Investor Services Pty Limited
GPO Box 2975 Melbourne
Victoria 3001 Australia

Enquiries:

(within Australia) 1800 646 882
(international) +61 3 9415 4178

Holder Identification Number (HIN)

X 0067077946

Payment Date	6 April 2022
Record Date	8 March 2022
TFN/ABN Status	Quoted
Direct Credit Reference No.	921240

Calculations are in US Dollars
This payment is in Australian Dollars

NOTIFICATION OF THE INTERIM DIVIDEND FOR THE HALF YEAR ENDED 31 DECEMBER 2021

Dear Shareholder,

We are pleased to provide you with payment of the interim dividend of US\$1.04 per share. This dividend is 100% unfranked and paid on the shares registered in your name and entitled to participate as at the record date.

Non-resident withholding tax is not payable on the unfranked component of the dividend as it consists entirely of Conduit Foreign Income.

For Australian resident shareholders, we have indicated whether or not your tax file number or ABN has been received and recorded as at the record date.

This dividend is converted to AU currency at the rate of US\$1.00 = AU\$1.368176.

Yours sincerely
Fiona Mead
Company Secretary

INTERIM DIVIDEND	RATE	NO. OF SHARES	UNFRANKED AMOUNT	FRANKED AMOUNT	FRANKING CREDIT
Ordinary Shares	US\$1.04	35	US\$36.40	US\$0.00	US\$0.00



Important Notes:

- You should retain this statement to assist you in preparing your tax return.
- The dividend amounts, franking credits and any withholding tax, where applicable, are in US Dollars. For Australian income tax reporting purposes you will need to convert these amounts to Australian Dollars using the conversion rate of US\$1.00 = AU\$1.368176.

NET DIVIDEND PAYMENT	US\$36.40
CONVERTED NET PAYMENT	AU\$49.80

284286_02_V3

BANKING INSTRUCTIONS

ANZ
BSB: 014-936 ACCOUNT NUMBER: 111498374

IF PAYMENT CANNOT BE MADE TO THE ABOVE ACCOUNT, THE DIVIDEND AMOUNT WILL BE WITHHELD PENDING RECEIPT OF YOUR VALID DIRECT CREDIT INSTRUCTIONS.

Easy Update

www.computershare.com.au/easyupdate/CSL

- Review & update your securityholding
- Review & update your direct credit instructions
- Supply your Tax File Number

Your secure access information is:

SRN/HIN: X0067077946

PLEASE NOTE: For security reasons it is important that you keep your SRN/HIN confidential.

Payment Advice

DICKER

D A T A

DICKER DATA LIMITED

ABN: 95 000 969 362

TRELOAR N & J SF PTY LTD <TRELOAR NJ SUPERFUND A/C>

46 GLADSTONE STREET

PIMLICO QLD

4812

All Registry communications to:

Dicker Data Limited

Locked Bag A14, Sydney South, NSW 1235

Telephone: +61 1300 554 474

ASX Code: **DDR**

Email: registrars@linkmarketservices.com.au

Website: <http://www.linkmarketservices.com.au/>

DIVIDEND STATEMENT

Reference No.: X*****7946

Payment Date: 01 September 2021

Record Date: 18 August 2021

Security Description	Dividend Rate per Share	Participating Shares	Unfranked Amount	Franked Amount	Total Payment	Franking Credit
DDR - FULLY PAID ORDINARY SHARES	\$0.09	1,166	\$0.00	\$104.94	\$104.94	\$44.97
		Less Withholding Tax			\$0.00	
		Net Amount			AUD 104.94	
		Represented By:				
		Direct Credit amount			AUD 104.94	

BANKING INSTRUCTIONS

The amount of AUD 104.94 was deposited to the bank account detailed below:

ANZ BANK

TRELOAR N & J SF PTY LTD <TRELOA

BSB: 014-936 **ACC:** *****8374

DIRECT CREDIT REFERENCE NO.: 1263622871

FRANKING INFORMATION

Franked Rate per Share	\$0.09
Franking Percentage	100%
Company Tax Rate	30%

The total amount together with the franking credit (if any) should be disclosed as assessable income in your Australian tax return.

Note: You may require this statement for taxation purposes. All investors should seek independent advice relevant to their own particular circumstances.

Please ensure your details are current by viewing and updating via the online service centre.

Payment Advice

DICKER

D A T A

DICKER DATA LIMITED

ABN: 95 000 969 362

TRELOAR N & J SF PTY LTD <TRELOAR NJ SUPERFUND A/C>
389 STANLEY STREET
NORTH WARD QLD
4810

All Registry communications to:

Dicker Data Limited
Locked Bag A14, Sydney South, NSW 1235
Telephone: +61 1300 554 474
ASX Code: **DDR**
Email: registrars@linkmarketservices.com.au
Website: <http://www.linkmarketservices.com.au/>

DIVIDEND STATEMENT

Reference No.: X*****7946
Payment Date: 01 June 2022
Record Date: 17 May 2022

Security Description	Dividend Rate per Share	Participating Shares	Unfranked Amount	Franked Amount	Total Payment	Franking Credit
DDR - FULLY PAID ORDINARY SHARES	\$0.13	833	\$0.00	\$108.29	\$108.29	\$46.41
		Less Withholding Tax			\$0.00	
		Net Amount			AUD 108.29	
		Represented By:				
		Direct Credit amount			AUD 108.29	

BANKING INSTRUCTIONS

The amount of AUD 108.29 was deposited to the bank account detailed below:

ANZ BANK

TRELOAR N & J SF PTY LTD <TRELOA
BSB: 014-936 ACC: *****8374

DIRECT CREDIT REFERENCE NO.: 1277215941

FRANKING INFORMATION

Franked Rate per Share	\$0.13
Franking Percentage	100%
Company Tax Rate	30%

The total amount together with the franking credit (if any) should be disclosed as assessable income in your Australian tax return.

Note: You may require this statement for taxation purposes. All investors should seek independent advice relevant to their own particular circumstances.

Please ensure your details are current by viewing and updating via the online service centre.

Payment Advice

Data#3

All Registry communications to:
C/- Link Market Services Limited
Locked Bag A14, Sydney South, NSW, 1235
Telephone: 1300 554 474
ASX Code: **DTL**
Email: registrars@linkmarketservices.com.au
Website: www.linkmarketservices.com.au

DATA#3 LIMITED

ABN: 31 010 545 267

TRELOAR N & J SF PTY LTD <TRELOAR NJ SUPERFUND A/C>
389 STANLEY STREET
NORTH WARD QLD
4810

DIVIDEND STATEMENT

Reference No.: X*****7946
Payment Date: 31 March 2022
Record Date: 17 March 2022

Security Description	Dividend Rate per Share	Participating Shares	Unfranked Amount	Franked Amount	Total Payment	Franking Credit
DTL - ORDINARY FP	\$0.0725	2,138	\$0.00	\$155.01	\$155.01	\$66.43
		Less Withholding Tax			\$0.00	
		Net Amount			AUD 155.01	
		Represented By:				
		Direct Credit amount			AUD 155.01	

BANKING INSTRUCTIONS

The amount of AUD 155.01 was deposited to the bank account detailed below:

ANZ BANK

TRELOAR N & J SF PTY LTD <TRELOA
BSB: 014-936 ACC: *****8374

DIRECT CREDIT REFERENCE NO.: 1276268410

FRANKING INFORMATION

Franked Rate per Share	\$0.0725
Franking Percentage	100%
Company Tax Rate	30%

The total amount together with the franking credit (if any) should be disclosed as assessable income in your Australian tax return.

Note: You may require this statement for taxation purposes. All investors should seek independent advice relevant to their own particular circumstances.

Please ensure your details are current by viewing and updating via the online service centre.

Payment Advice



FORTESCUE METALS GROUP LTD

ABN: 57 002 594 872

TRELOAR N & J SF PTY LTD <TRELOAR NJ SUPERFUND A/C>
389 STANLEY STREET
NORTH WARD QLD
4810

All Registry communications to:
Fortescue Metals Group Limited
Locked Bag A14, Sydney South, NSW, 1235
Telephone: 1300 554 474
ASX Code: **FMG**
Email: registrars@linkmarketservices.com.au
Website: www.linkmarketservices.com.au

DIVIDEND STATEMENT

Reference No.: X*****7946
Payment Date: 30 September 2021
Record Date: 07 September 2021

Security Description	Dividend Rate per Share	Participating Shares	Unfranked Amount	Franked Amount	Total Payment	Franking Credit
FMG - ORDINARY FULLY PAID SHARES	\$2.11	503	\$0.00	\$1,061.33	\$1,061.33	\$454.86
		Less Withholding Tax			\$0.00	
		Net Amount			AUD 1,061.33	
		Represented By:				
		Direct Credit amount			AUD 1,061.33	

BANKING INSTRUCTIONS

The amount of AUD 1,061.33 was deposited to the bank account detailed below:

ANZ BANK

TRELOAR N & J SF PTY LTD <TRELOA
BSB: 014-936 ACC: *****8374

DIRECT CREDIT REFERENCE NO.: 1267472875

FRANKING INFORMATION

Franked Rate per Share	\$2.11
Franking Percentage	100%
Company Tax Rate	30%

The total amount together with the franking credit (if any) should be disclosed as assessable income in your Australian tax return.

Note: You may require this statement for taxation purposes. All investors should seek independent advice relevant to their own particular circumstances.

Please ensure your details are current by viewing and updating via the online service centre.

Payment Advice



FORTESCUE METALS GROUP LTD

ABN: 57 002 594 872

TRELOAR N & J SF PTY LTD <TRELOAR NJ SUPERFUND A/C>
389 STANLEY STREET
NORTH WARD QLD
4810

All Registry communications to:

Fortescue Metals Group Limited
Locked Bag A14, Sydney South, NSW, 1235
Telephone: 1300 554 474
ASX Code: **FMG**
Email: registrars@linkmarketservices.com.au
Website: www.linkmarketservices.com.au

DIVIDEND STATEMENT

Reference No.: X*****7946
Payment Date: 30 March 2022
Record Date: 01 March 2022

Security Description	Dividend Rate per Share	Participating Shares	Unfranked Amount	Franked Amount	Total Payment	Franking Credit
FMG - ORDINARY FULLY PAID SHARES	\$0.86	1,000	\$0.00	\$860.00	\$860.00	\$368.57
		Less Withholding Tax			\$0.00	
		Net Amount			AUD 860.00	
		Represented By:				
		Direct Credit amount			AUD 860.00	

BANKING INSTRUCTIONS

The amount of AUD 860.00 was deposited to the bank account detailed below:

ANZ BANK

TRELOAR N & J SF PTY LTD <TRELOA
BSB: 014-936 ACC: *****8374

DIRECT CREDIT REFERENCE NO.: 1273160325

FRANKING INFORMATION

Franked Rate per Share \$0.86
Franking Percentage 100%
Company Tax Rate 30%

The total amount together with the franking credit (if any) should be disclosed as assessable income in your Australian tax return.

Note: You may require this statement for taxation purposes. All investors should seek independent advice relevant to their own particular circumstances.

Please ensure your details are current by viewing and updating via the online service centre.

19 November 2021

TRELOAR N & J SF PTY LTD, TRELOAR NJ SUPERFUND A/C
389 STANLEY STREET
NORTH WARD QLD
4810

Account Number: 289523

Account Name: TRELOAR N & J SF P/L

Dividend On: ASML:US

The following represents the dividend proceeds on your holdings of the above stock.

Pay Date	12/11/2021
Ex Date	02/11/2021
Holdings as at Ex Date	9 shares
Gross Dividend Rate	USD 2.0843094
Gross Amount	USD 18.76
Fees	USD 0.00
Tax Withheld	USD 2.81
Net amount (Local)	USD 15.94
Exchange Rate @	0.73431

Net Amount (AUD) AUD 21.71

Franking credit : $USD 2.81 / 0.73431 = \$3.83$

The funds have been credited to your account.

If you no longer wish to receive notification emails, you can manage your preferences on the platform.

19 May 2022

TRELOAR N & J SF PTY LTD, TRELOAR NJ SUPERFUND A/C
389 STANLEY STREET
NORTH WARD QLD
4810

Account Number: 289523

Account Name: TRELOAR N & J SF P/L

Dividend On: ASML:US

The following represents the dividend proceeds on your holdings of the above stock.

Pay Date	12/05/2022
Ex Date	03/05/2022
Holdings as at Ex Date	9 shares
Gross Dividend Rate	USD 3.9077788
Gross Amount	USD 35.17
Fees	USD 0.00
Tax Withheld	USD 5.28
Net amount (Local)	USD 29.89
Exchange Rate @	0.68890

Net Amount (AUD)

AUD 43.39

Franking credit : $USD 5.28 / 0.68890 = \$7.66$

The funds have been credited to your account.

06 July 2021

TRELOAR N & J SF PTY LTD, TRELOAR NJ SUPERFUND A/C
46 GLADSTONE STREET
PIMLICO QLD
4812

Account Number: 289523

Account Name: TRELOAR N & J SF P/L

Dividend On: NVDA:US

The following represents the dividend proceeds on your holdings of the above stock.

Pay Date	01/07/2021
Ex Date	09/06/2021
Holdings as at Ex Date	7 shares
Gross Dividend Rate	0.2139890
Gross Amount	USD 1.12
Tax Withheld	USD 0.34
Net amount (Local)	USD 0.78
Exchange Rate @	0.74770

Net Amount (AUD)

AUD 1.05

Franking credit : $USD 0.34 / 0.74770 = \$0.45$

The funds have been credited to your account.

NVDA:US Dividend Notification 

Tue, Sep 28, 2:53 PM (20 hours ago)

brokingservice@cmcmarkets.com.au
to me +

28 September 2021

TRELOAR N & J SF PTY LTD, TRELOAR N) SUPERFUND A/C
389 STANLEY STREET
NORTH WARD QLD
4810

Account Number: 289523

Account Name: TRELOAR N & J SF P/L

Dividend On: NVDA:US

The following represents the dividend proceeds on your holdings of the above stock.

Pay Date	23/09/2021
Ex Date	31/08/2021
Holdings as at Ex Date	56 shares
Gross Dividend Rate	USD 0.03999996
Gross Amount	USD 2.24
Fees	USD 0.00
Tax Withheld	USD 0.67
Net amount (Local)	USD 1.57
Exchange Rate @	0.73150

Net Amount (AUD) AUD 2.14

Franking credit : $USD\ 0.67 / 0.73150 = \$0.92$

The funds have been credited to your account.

If you no longer wish to receive notification emails, you can manage your preferences on the platform.

07 January 2022

TRELOAR N & J SF PTY LTD, TRELOAR NJ SUPERFUND A/C
389 STANLEY STREET
NORTH WARD QLD
4810

Account Number: 289523

Account Name: TRELOAR N & J SF P/L

Dividend On: NVDA:US

The following represents the dividend proceeds on your holdings of the above stock.

Pay Date	23/12/2021
Ex Date	01/12/2021
Holdings as at Ex Date	56 shares
Gross Dividend Rate	USD 0.0407763
Gross Amount	USD 2.28
Fees	USD 0.00
Tax Withheld	USD 0.69
Net amount (Local)	USD 1.60
Exchange Rate @	0.73825

Net Amount (AUD) AUD 2.17

Franking credit : $USD\ 0.69 / 0.73825 = \$0.93$

01 April 2022

TRELOAR N & J SF PTY LTD, TRELOAR NJ SUPERFUND A/C
389 STANLEY STREET
NORTH WARD QLD
4810

Account Number: 289523

Account Name: TRELOAR N & J SF P/L

Dividend On: NVDA:US

The following represents the dividend proceeds on your holdings of the above stock.

Pay Date	24/03/2022
Ex Date	02/03/2022
Holdings as at Ex Date	56 shares
Gross Dividend Rate	USD 0.03999999
Gross Amount	USD 2.24
Fees	USD 0.00
Tax Withheld	USD 0.67
Net amount (Local)	USD 1.57
Exchange Rate @	0.75171

Net Amount (AUD)

AUD 2.09

Franking credit : $USD 0.67 / 0.75171 = \$0.89$

The funds have been credited to your account.

Treloar N & J Superfund General Ledger

As at 30 June 2022

Transaction Date	Description	Units	Debit	Credit	Balance \$
Interest Received (25000)					
<u>Macquarie Cash Management Account 965643216 (MBL965643216)</u>					
31/08/2021	Interest MACQUARIE CMA INTEREST PAID*			3.70	3.70 CR
30/09/2021	Interest MACQUARIE CMA INTEREST PAID*			9.25	12.95 CR
29/10/2021	Interest MACQUARIE CMA INTEREST PAID*			5.98	18.93 CR
30/11/2021	Interest MACQUARIE CMA INTEREST PAID*			2.73	21.66 CR
31/12/2021	Interest MACQUARIE CMA INTEREST PAID*			2.17	23.83 CR
31/01/2022	MACQUARIE CMA INTEREST PAID			1.92	25.75 CR
28/02/2022	MACQUARIE CMA INTEREST PAID			1.70	27.45 CR
31/03/2022	Interest MACQUARIE CMA INTEREST PAID*			1.72	29.17 CR
31/05/2022	Interest MACQUARIE CMA INTEREST PAID*			0.12	29.29 CR
				29.29	29.29 CR
<u>GPS Invest Pooled Fund Investment (SHSAGPSIPFI)</u>					
01/07/2021	DRP			1,767.40	1,767.40 CR
01/08/2021	DRP			1,834.57	3,601.97 CR
02/09/2021	Deposit GPS INVESTMENT F Pooled Int			1,843.14	5,445.11 CR
01/05/2022	Mortgage Pool Distribution			184.93	5,630.04 CR
01/06/2022	Mortgage Pool Distribution			386.46	6,016.50 CR
				6,016.50	6,016.50 CR
<u>St. George Investment Cash Account 477932770 (STG47793277)</u>					
30/11/2021	Credit Interest			0.01	0.01 CR
				0.01	0.01 CR
Total Debits:	0.00				
Total Credits:	6,045.80				

Mr & Mrs Treloar
389 Stanley Street
NORTH WARD QLD 4810

GPS INVEST POOLED FUND INVESTMENT STATEMENT
Please retain this statement for tax purposes

Investor Name:	Treloar N & J SF Pty Ltd
Investor Number:	170093
Period:	01 July 2021 to 30 June 2022
Income Type:	Interest

If you have any questions concerning the information contained in your statement, please contact GPS on 1800 999 109 or email info@gpsinvest.com.au.

Total fees and costs you paid - Nil

Tax statement for year ending 30 June 2022

Gross Interest	Withholding Tax Deducted	Net Interest
\$6,016.50	\$0.00	\$6,016.50

PLEASE NOTE:

1. We are required to notify the Australian Taxation Office of all earnings from investments.
2. The above tax statement is the amount which shall be reported to the Australian Taxation Office and is therefore the amount which should be included in your tax return.
3. If there are any discrepancies between the above figures and your records then please contact our office by no later than **31st August 2022**.

Treloar N & J Superfund General Ledger

As at 30 June 2022

Transaction Date	Description	Units	Debit	Credit	Balance \$
Contributions (24200)					
<i>(Contributions) Treloar, Jennifer - Accumulation (TREJEN00001A)</i>					
01/10/2021	Deposit I JENNIFER TRELOAR Jenny Treloar CMC JENNY			100,000.00	100,000.00 CR
12/10/2021	Deposit JENNIFER TREL OAR 389 Stanley Street JENNY			100,000.00	200,000.00 CR
12/11/2021	Deposit JENNIFER TREI OAR 389 Stanley Street			15,000.00	215,000.00 CR
				215,000.00	215,000.00 CR
<i>(Contributions) Treloar, Nigel - Accumulation (TRENIG00002A)</i>					
01/10/2021	Deposit TRELOAR NT Bring Forward NT NIGEL i			40,000.00	40,000.00 CR
04/10/2021	Deposit TRELOAR NT Bring Forward NT2 NIGEL			40,000.00	80,000.00 CR
05/10/2021	Deposit NIGEL TRELOAR Bring Forward NT3 NIGEL			40,000.00	120,000.00 CR
06/10/2021	Deposit NIGEL TRELOAR Bring Forward NT4 NIGEL			26,816.00	146,816.00 CR
				146,816.00	146,816.00 CR
Total Debits:	0.00				
Total Credits:	361,816.00				

Treloar N & J Superfund

Contributions Summary Report

For The Period 01 July 2021 - 30 June 2022

Jennifer Treloar

Date of Birth:	Provided
Age:	66 (at year end)
Member Code:	TREJEN00001A
Total Super Balance*1 as at 30/06/2021:	80,970.45

Contributions Summary	2022	2021
Non-Concessional Contribution		
Personal - Non-Concessional	215,000.00	0.00
	<hr/>	<hr/>
	215,000.00	0.00
Other Contribution		
Any Other	0.00	11.00
	<hr/>	<hr/>
	0.00	11.00
Total Contributions	<hr/>	<hr/>
	215,000.00	11.00
	<hr/>	<hr/>

I, JENNIFER TRELOAR, confirm that the amounts reported above are the total contributions deposited to the fund with respect of my member balance for the period 01/07/2021 to 30/06/2022.

JENNIFER TRELOAR

*1 TSB can include information external to current fund's transaction records. The amount is per individual across all funds.

Treloar N & J Superfund

Contributions Summary Report

For The Period 01 July 2021 - 30 June 2022

Nigel Treloar

Date of Birth:	Provided
Age:	64 (at year end)
Member Code:	TRENIG00002A
Total Super Balance* ¹ as at 30/06/2021:	621,399.85

Contributions Summary	2022	2021
Non-Concessional Contribution		
Personal - Non-Concessional	146,816.00	0.00
	<hr/>	<hr/>
	146,816.00	0.00
	<hr/>	<hr/>
Total Contributions	<hr/> 146,816.00 <hr/>	<hr/> 0.00 <hr/>

I, NIGEL TRELOAR, confirm that the amounts reported above are the total contributions deposited to the fund with respect of my member balance for the period 01/07/2021 to 30/06/2022.

NIGEL TRELOAR

*1 TSB can include information external to current fund's transaction records. The amount is per individual across all funds.

Treloar N & J Superfund General Ledger

As at 30 June 2022

Transaction Date	Description	Units	Debit	Credit	Balance \$
Accountancy Fees (30100)					
<u>Accountancy Fees (30100)</u>					
18/03/2022	Funds transfer PP TO SUPERHELP AUSTRALIA PTY LTD		1,175.00		1,175.00 DR
			1,175.00		1,175.00 DR
ATO Supervisory Levy (30400)					
<u>ATO Supervisory Levy (30400)</u>					
31/03/2022	Deposit ATO ATO003000016183468		259.00		259.00 DR
			259.00		259.00 DR
Auditor's Remuneration (30700)					
<u>Auditor's Remuneration (30700)</u>					
18/03/2022	Funds transfer PP TO SUPERHELP AUSTRALIA PTY LTD		550.00		550.00 DR
			550.00		550.00 DR
ASIC Fees (30800)					
<u>ASIC Fees (30800)</u>					
28/07/2021	ASIC		55.00		55.00 DR
09/05/2022	BPAY BPAY TO ASIC		344.00		399.00 DR
			399.00		399.00 DR
Total Debits:	2,383.00				
Total Credits:	0.00				



TAX INVOICE

Treloar N & J Superfund

Invoice Date
17 Mar 2022

Invoice Number
INV-0542

ABN
60 061 126 663

SuperHelp Australia
PTY LTD
PO Box 1906
MACQUARIE
CENTRE NSW 2113
AUSTRALIA

Item	Description	Quantity	Unit Price	GST	Amount AUD
EOY	SMSF Annual Administration	1.00	1,100.00	10%	1,100.00
PENSIO NADMIN	Pension Administration	2.00	150.00	10%	300.00
ADD INV	Additional Investments	17.00	25.00	10%	425.00
MISC	MISC - Referral Discount	1.00	(100.00)	10%	(100.00)
INCLUDES GST 10%					156.82
TOTAL AUD →					1,725.00
Less Amount Paid					1,725.00
AMOUNT DUE AUD					0.00

Accountancy Fee : \$1,175.00
Audit Fee : \$550.00
Total Fee : \$1,725.00

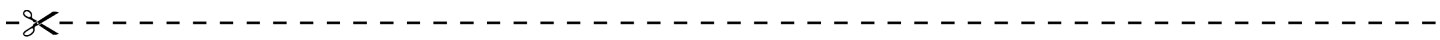
→

Due Date: 31 Mar 2022

Please pay the balance of our fees by direct credit into our bank account.

OUR BANK DETAILS (Use your name or your SMSF name as the reference):

Account Name: Superhelp Australia Pty Ltd
Bank: Commonwealth Bank
BSB: 06 2099
Account Number: 1041 7929



PAYMENT ADVICE

To: SuperHelp Australia PTY LTD
PO Box 1906
MACQUARIE CENTRE NSW 2113
AUSTRALIA

Customer Treloar N & J Superfund
Invoice Number INV-0542

Amount Due **0.00**
Due Date 31 Mar 2022

Amount Enclosed

Enter the amount you are paying above

Invoice Date 14 Mar 2022
Invoice Number X19716
Due Date 28 Mar 2022

SuperHelp Australia Pty Ltd
Attention: Sandra
PO Box 1906
MACQUARIE CENTRE NSW 2113

TAX INVOICE

Description	Amount
Preparation of SMSF Audit on behalf of the following Superannuation Fund: Treloar N & J Superfund for the year ended 30 June 2021.	
Subtotal	500.00
Total GST 10%	50.00
Invoice Total AUD	550.00
Total Net Payments AUD	0.00
Amount Due AUD	550.00

Payment Advice



DIRECT CREDIT (EFT)

Account Name: **Gold Group Consulting**
BSB: **484 799** Account No.: **20423 2240**
Please quote the invoice number(s) as a reference.



by mail

Detach this section and mail your cheque to:

Gold Group Consulting
PO Box 428
Southport QLD 4215
Australia

Client: SuperHelp Australia Pty Ltd

Invoice No : X19716

Amount Due: \$ 550.00

Due Date: 28 Mar 2022



CHARTERED ACCOUNTANTS - SINCE 1969




Your payment has been successful!

Payment receipt number is **MBL20210708213424162**

Date and time of request: **08 July 2021 13:51 (AEST)**



Print receipt

Amount	\$55.00	Description	BPAY Payment
From	Cash Management Account Treloar N & J Sf Pty Ltd Atf Treloar N & J Super Fund 182-512 000965643216	Payment type	BPAY
To	 Asic Sf Pty Asic 17301 2291509494657	Category	Fees / Other Fees
When	Paying Thursday, 08 Jul 2021 Arriving Thursday, 08 Jul 2021 (AEST)		



ASIC
Australian Securities & Investments Commission

ABN 86 768 265 615

Inquiries

www.asic.gov.au/invoices
1300 300 630

TRELOAR N & J SF PTY LTD
389 STANLEY ST NORTH WARD QLD 4810

INVOICE STATEMENT

Issue date 07 May 22

TRELOAR N & J SF PTY LTD

ACN 150 949 465

Account No. 22 150949465

Summary

Opening Balance	\$0.00
New items	\$344.00
Payments & credits	\$0.00
TOTAL DUE	\$344.00

- Amounts are not subject to GST. (Treasurer's determination - exempt taxes, fees and charges).
- Payment of your annual review fee will maintain your registration as an Australian company.

Transaction details are listed on the back of this page

Please pay

Immediately \$344.00

If you have already paid please ignore this invoice statement.

- Late fees will apply if you do NOT
 - tell us about a change during the period that the law allows
 - bring your company or scheme details up to date within 28 days of the date of issue of the annual statement, or
 - pay your review fee within 2 months of the annual review date.
- Information on late fee amounts can be found on the ASIC website.



ASIC
Australian Securities & Investments Commission

PAYMENT SLIP

TRELOAR N & J SF PTY LTD

ACN 150 949 465

Account No: 22 150949465

TOTAL DUE \$344.00
Immediately \$344.00

Payment options are listed on the back of this payment slip



Billers Code: 17301
Ref: 2291509494657



Transaction details:

page 2 of 2

	Transactions for this period	ASIC reference	\$ Amount
2022-05-05	Notice of change to regd address	7EBS11912484B A	\$344.00
	Outstanding transactions		
2022-05-05	Notice of change to regd address	7EBS11912484B A	\$344.00

PAYMENT OPTIONS



Billpay Code: 8929
Ref: 2291 5094 9465 778

Australia Post

Present this payment slip. Pay by cash, cheque or EFTPOS

Phone


Call 13 18 16 to pay by Mastercard or Visa

On-line

Go to postbillpay.com.au to pay by Mastercard or Visa

Mail

Mail this payment slip and cheque (do not staple) to ASIC,
Locked Bag 5000, Cinnamon Hill Mail Centre VIC 3841



Bill Code: 17301
Ref: 2291509494657

Telephone & Internet Banking – BPAY®
Contact your bank or financial institution to make this payment from your cheque, savings, debit, credit card or transaction account. More info: www.bpay.com.au

Treloar N & J Superfund General Ledger

As at 30 June 2022

Transaction Date	Description	Units	Debit	Credit	Balance \$
Pensions Paid (41600)					
<u>(Pensions Paid) Treloar, Jennifer - Pension (Account Based Pension) (TREJEN00002P)</u>					
02/09/2021	Pension payments		1,940.00		1,940.00 DR
			1,940.00		1,940.00 DR
<u>(Pensions Paid) Treloar, Jennifer - Pension (Account Based Pension 2) (TREJEN00003P)</u>					
02/09/2021	Pension payments		80.00		80.00 DR
			80.00		80.00 DR
<u>(Pensions Paid) Treloar, Jennifer - Pension (Account Based Pension 3) (TREJEN00004P)</u>					
17/01/2022	TRANSACT FUNDS TFR TO NIGEL TRELOAR		860.00		860.00 DR
14/02/2022	TRANSACT FUNDS TFR TO NIGEL TRELOAR		1,852.00		2,712.00 DR
16/03/2022	Funds transfer TRANSACT FUNDS TFR TO NIGEL TRELOAR		1,802.66		4,514.66 DR
			4,514.66		4,514.66 DR
<u>(Pensions Paid) Treloar, Nigel - Pension (Account Based Pension) (TRENIG00003P)</u>					
02/09/2021	Pension payments		12,430.00		12,430.00 DR
			12,430.00		12,430.00 DR
<u>(Pensions Paid) Treloar, Nigel - Pension (Account Based Pension 3) (TRENIG00006P)</u>					
31/12/2021	Funds transfer TRANSACT FUNDS TFR TO NIGEL TRELOAR		1,820.00		1,820.00 DR
17/01/2022	TRANSACT FUNDS TFR TO NIGEL TRELOAR		340.00		2,160.00 DR
14/02/2022	TRANSACT FUNDS TFR TO NIGEL TRELOAR		1,148.00		3,308.00 DR
16/03/2022	Funds transfer TRANSACT FUNDS TFR TO NIGEL TRELOAR		2,197.34		5,505.34 DR
31/03/2022	Funds transfer TRANSACT FUNDS TFR TO NIGEL TRELOAR		2,000.00		7,505.34 DR
24/06/2022	Funds transfer TRANSACT FUNDS TFR TO NIGEL TRELOAR		612.68		8,118.02 DR
			8,118.02		8,118.02 DR
Total Debits:	27,082.68				
Total Credits:	0.00				

Treloar N & J Superfund

Pension Summary

As at 30 June 2022

Member Name : Treloar, Nigel

Member Age : 64* (Date of Birth : Provided)

Member Code	Pension Type	Pension Start Date	Tax Free	Min / PF	Minimum	Maximum	Gross Pension Payments	PAYG	Net Pension Payment	Amount to reach Minimum
TRENIG00003P	Account Based Pension	19/12/2018	48.55%	2.00%	\$12,430.00*	N/A	\$12,430.00	\$0.00	\$12,430.00	\$0.00

*COVID-19 50% reduction has been applied to the minimum pension amount.

TRENIG00005P	Account Based Pension	01/07/2019 <i>End: 01/07/2021</i>	0.00%	2.00%	\$0.00	N/A	\$0.00	\$0.00	\$0.00	NIL
--------------	-----------------------	--------------------------------------	-------	-------	--------	-----	--------	--------	--------	-----

TRENIG00006P	Account Based Pension	06/10/2021	99.69%	2.00%	\$2,160.00*	N/A	\$8,118.02	\$0.00	\$8,118.02	NIL
--------------	-----------------------	------------	--------	-------	-------------	-----	------------	--------	------------	-----

*COVID-19 50% reduction has been applied to the minimum pension amount.

					\$14,590.00	\$0.00	\$20,548.02	\$0.00	\$20,548.02	\$0.00
--	--	--	--	--	--------------------	---------------	--------------------	---------------	--------------------	---------------

Member Name : Treloar, Jennifer

Member Age : 66* (Date of Birth : Provided)

Member Code	Pension Type	Pension Start Date	Tax Free	Min / PF	Minimum	Maximum	Gross Pension Payments	PAYG	Net Pension Payment	Amount to reach Minimum
TREJEN00002P	Account Based Pension	21/02/2019	100.00%	2.50%	\$1,940.00*	N/A	\$1,940.00	\$0.00	\$1,940.00	\$0.00

*COVID-19 50% reduction has been applied to the minimum pension amount.

TREJEN00003P	Account Based Pension	20/06/2019	100.00%	2.50%	\$80.00*	N/A	\$80.00	\$0.00	\$80.00	\$0.00
--------------	-----------------------	------------	---------	-------	----------	-----	---------	--------	---------	--------

*COVID-19 50% reduction has been applied to the minimum pension amount.

Treloar N & J Superfund

Pension Summary

As at 30 June 2022

TREJENO 0004P	Account Based Pension	12/11/2021	88.09%	2.50%	\$3,860.00*	N/A	\$4,514.66	\$0.00	\$4,514.66	NIL
------------------	-----------------------------	------------	--------	-------	-------------	-----	------------	--------	------------	-----

*COVID-19 50% reduction has been applied to the minimum pension amount.

					\$5,880.00	\$0.00	\$6,534.66	\$0.00	\$6,534.66	\$0.00
--	--	--	--	--	-------------------	---------------	-------------------	---------------	-------------------	---------------

Total :

					\$20,470.00	\$0.00	\$27,082.68	\$0.00	\$27,082.68	\$0.00
--	--	--	--	--	--------------------	---------------	--------------------	---------------	--------------------	---------------

*Age as at 01/07/2021 or pension start date for new pensions.

Treloar N & J Superfund General Ledger

As at 30 June 2022

Transaction Date	Description	Units	Debit	Credit	Balance \$
Benefits Paid/Transfers Out (46000)					
<u>(Benefits Paid/Transfers Out) Treloar, Jennifer - Pension (Account Based Pension) (TREJEN00002P)</u>					
02/09/2021	Lump sum payment		63,002.39		63,002.39 DR
			63,002.39		63,002.39 DR
<u>(Benefits Paid/Transfers Out) Treloar, Jennifer - Pension (Account Based Pension 2) (TREJEN00003P)</u>					
02/09/2021	Lump sum payment		3,224.82		3,224.82 DR
			3,224.82		3,224.82 DR
<u>(Benefits Paid/Transfers Out) Treloar, Nigel - Pension (Account Based Pension) (TRENIG00003P)</u>					
02/09/2021	Lump sum payment		608,688.59		608,688.59 DR
			608,688.59		608,688.59 DR
Total Debits:			674,915.80		
Total Credits:			0.00		

Section D-1: Event one

! Refer to the instructions for more information on how to complete this section. Only report one event in this section. You can report a second event in Section D-2.

11 Is the first event:

- A response to a commutation authority Go to question 12.
- An income stream that commenced prior to 1 July 2017 Go to question 13.
- An income stream that commenced on or after 1 July 2017 Go to question 13.
- A limited recourse borrowing arrangement repayment Go to question 13.
- A different transfer balance cap event Go to question 14.

Additional information to calculate a member's total super balance or concessional contributions – Go to questions 15 and 16.

Transfer balance cap event

12 Commutation authority

An event that occurred in response to a commutation authority issued by the ATO.

! A commutation authority is a notice the Commissioner issues to a super income stream provider requiring the provider to commute an amount out of a specified super income stream.

Event type:

- Commutation authority – commuted in full
- Commutation authority – commuted in part
- Commutation authority – deceased
- Commutation authority – defined benefit

➤ Go to Event details on the next page.

13 Pre-existing or new income stream event or a limited recourse borrowing arrangement (LRBA) repayment

A transfer balance cap event in relation to an income stream in existence just before 1 July 2017; a new income stream that commenced on or after 1 July 2017; or an LRBA repayment.

! If you select either **child death benefit income stream** or **child reversionary income stream** you must complete Section F and you can only report one event on this report.

Event type:

- Super income stream
- Reversionary income stream
- LRBA repayment

! If you select one of the below events you can only report one event in this report. Refer to the instructions for more information.

- Child death benefit income stream
- Child reversionary income stream

➤ Go to Event details on the next page.

14 Other transfer balance cap event

Any other transfer balance cap event.

! If your member has voluntarily requested that you commute an amount, select **Member commutation** event type. Do not use this event type if you are responding to a commutation authority from the ATO.

Event type:

- Member commutation
- Income stream stops being in retirement phase
- Structured settlement – post 1 July 2017

➤ Go to Event details on the next page.

Other information

15 Total super balance

Complete this question to provide information regarding the total super balance of a member. Refer to ato.gov.au/totalsuperbalance for more information on Total super balance.

! Do not use these event types if you are reporting about your member's transfer balance cap. Retirement phase value is used to calculate your member's total super balance and is only required from 30 June 2018.

Event type:

Accumulation phase value Retirement phase value (30 June 2018 only)

16 Concessional contributions

Information regarding the notional taxed contributions of a member.

! Only use this event type if you are reporting information for your member's notional taxed contributions.

Event type:

Uncapped notional taxed contributions (from 2017–18 financial year onwards)

Event details

! You must complete Q17 and Q18 for each event reported with the exception of Commutation authority (deceased) and commutation authority – defined benefit. Refer to the instructions for more information on how to complete this section.

17 **Effective date** / /

18 **Value** \$.

19 **If you are responding to a commutation authority, was the commutation paid directly to the member?**
(ie, paid out of the super system)

! Only complete this question if the *Reporting event type* is **Commutation authority – commuted in full** or **Commutation authority – commuted in part**.

If unknown leave this question blank.

No Yes

Section E-1: Member account details

! Only certain event types require you to answer question 20. Refer to the instructions for more information on how to complete this question.

20 Member account type

Account-based income stream

Capped defined benefit income stream just before 1 July 2017

Market-linked capped defined benefit income stream just before 1 July 2017

Capped defined benefit income stream on or after 1 July 2017

21 Is the account closed?

No Yes

22 Unique superannuation identifier (USI)

If you don't have a USI leave this question blank

23 Member account number

T R E J E N 0 0 0 0 2 P

24 Member client identifier (number)

If you don't have a member client identifier leave this question blank

T R E L J E N N 0 0 0 1

Section D-2: Event two

! Refer to the instructions for more information on how to complete this section. Only report one event in this section. You can report a third event in Section D-3.

11 Is the second event:

- A response to a commutation authority Go to question 12.
- An income stream that commenced prior to 1 July 2017 Go to question 13.
- An income stream that commenced on or after 1 July 2017 Go to question 13.
- A limited recourse borrowing arrangement repayment Go to question 13.
- A different transfer balance cap event Go to question 14.

Additional information to calculate a member's total super balance or concessional contributions – Go to questions 15 and 16.

Transfer balance cap event

12 Commutation authority

An event that occurred in response to a commutation authority issued by the ATO.

! A commutation authority is a notice the Commissioner issues to a super income stream provider requiring the provider to commute an amount out of a specified super income stream.

Event type:

- Commutation authority – commuted in full
- Commutation authority – commuted in part
- Commutation authority – deceased
- Commutation authority – defined benefit

> Go to Event details on the next page.

13 Pre-existing or new income stream event or a limited recourse borrowing arrangement (LRBA) repayment

A transfer balance cap event in relation to an income stream in existence just before 1 July 2017; a new income stream that commenced on or after 1 July 2017; or an LRBA repayment.

! If you select either **child death benefit income stream** or **child reversionary income stream** you must complete Section F and you can only report one event on this report.

Event type:

- Super income stream
- Reversionary income stream
- LRBA repayment

> Go to Event details on the next page.

14 Other transfer balance cap event

Any other transfer balance cap event.

! If your member has voluntarily requested that you commute an amount, select **Member commutation** event type. Do not use this event type if you are responding to a commutation authority from the ATO.

Event type:

- Member commutation
- Income stream stops being in retirement phase
- Structured settlement – post 1 July 2017

> Go to Event details on the next page.

Other information

15 Total super balance

Complete this question to provide information regarding the total super balance of a member. Refer to ato.gov.au/totalsuperbalance for more information on Total super balance.

❗ Do not use these event types if you are reporting about your member's transfer balance cap. Retirement phase value is used to calculate your member's total super balance and is only required from 30 June 2018.

Event type:

Accumulation phase value Retirement phase value (30 June 2018 only)

16 Concessional contributions

Information regarding the notional taxed contributions of a member.

❗ Only use this event type if you are reporting information for your member's notional taxed contributions.

Event type:

Uncapped notional taxed contributions (from 2017–18 financial year onwards)

Event details

❗ You must complete Q17 and Q18 for each event reported with the exception of Commutation authority (deceased) and commutation authority – defined benefit. Refer to the instructions for more information on how to complete this section.

17 **Effective date** / /

18 **Value** \$.

19 **If you are responding to a commutation authority, was the commutation paid directly to the member?** (ie, paid out of the super system)

❗ Only complete this question if the *Reporting event type* is **Commutation authority – commuted in full** or **Commutation authority – commuted in part**.

If unknown leave this question blank.

No Yes

Section E-2: Member account details

❗ Only certain event types require you to answer question 20. Refer to the instructions for more information on how to complete this question.

20 Member account type

Account-based income stream

Capped defined benefit income stream just before 1 July 2017

Market-linked capped defined benefit income stream just before 1 July 2017

Capped defined benefit income stream on or after 1 July 2017

21 Is the account closed?

No Yes

22 Unique superannuation identifier (USI)

If you don't have a USI leave this question blank

23 Member account number

T R E J E N 0 0 0 0 3 P

24 Member client identifier (number)

If you don't have a member client identifier leave this question blank

T R E L J E N N 0 0 0 1

Section D-3: Event three

Refer to the instructions for more information on how to complete this section. Only report one event in this section. You can report a fourth event in Section D-4.

11 Is the third event:

- A response to a commutation authority Go to question 12.
- An income stream that commenced prior to 1 July 2017 Go to question 13.
- An income stream that commenced on or after 1 July 2017 Go to question 13.
- A limited recourse borrowing arrangement repayment Go to question 13.
- A different transfer balance cap event Go to question 14.

Additional information to calculate a member's total super balance or concessional contributions – Go to questions 15 and 16.

Transfer balance cap event

12 Commutation authority

An event that occurred in response to a commutation authority issued by the ATO.

A commutation authority is a notice the Commissioner issues to a super income stream provider requiring the provider to commute an amount out of a specified super income stream.

Event type:

- Commutation authority – commuted in full
- Commutation authority – commuted in part
- Commutation authority – deceased
- Commutation authority – defined benefit

Go to Event details on the next page.

13 Pre-existing or new income stream event or a limited recourse borrowing arrangement (LRBA) repayment

A transfer balance cap event in relation to an income stream in existence just before 1 July 2017; a new income stream that commenced on or after 1 July 2017; or an LRBA repayment.

If you select either **child death benefit income stream** or **child reversionary income stream** you must complete Section F and you can only report one event on this report.

Event type:

- Super income stream
- Reversionary income stream
- LRBA repayment

Go to Event details on the next page.

14 Other transfer balance cap event

Any other transfer balance cap event.

If your member has voluntarily requested that you commute an amount, select **Member commutation** event type. Do not use this event type if you are responding to a commutation authority from the ATO.

Event type:

- Member commutation
- Income stream stops being in retirement phase
- Structured settlement – post 1 July 2017

Go to Event details on the next page.

Section D-4: Event four

! Refer to the instructions for more information on how to complete this section. Only report one event in this section.

11 Is the fourth event:

- A response to a commutation authority Go to question 12.
- An income stream that commenced prior to 1 July 2017 Go to question 13.
- An income stream that commenced on or after 1 July 2017 Go to question 13.
- A limited recourse borrowing arrangement repayment Go to question 13.
- A different transfer balance cap event Go to question 14.

Additional information to calculate a member's total super balance or concessional contributions – Go to questions 15 and 16.

Transfer balance cap event

12 Commutation authority

An event that occurred in response to a commutation authority issued by the ATO.

! A commutation authority is a notice the Commissioner issues to a super income stream provider requiring the provider to commute an amount out of a specified super income stream.

Event type:

- Commutation authority – commuted in full
- Commutation authority – commuted in part
- Commutation authority – deceased
- Commutation authority – defined benefit

➤ Go to Event details on the next page.

13 Pre-existing or new income stream event or a limited recourse borrowing arrangement (LRBA) repayment

A transfer balance cap event in relation to an income stream in existence just before 1 July 2017; a new income stream that commenced on or after 1 July 2017; or an LRBA repayment.

! If you select either **child death benefit income stream** or **child reversionary income stream** you must complete Section F and you can only report one event on this report.

Event type:

- Super income stream
- Reversionary income stream
- LRBA repayment

➤ Go to Event details on the next page.

14 Other transfer balance cap event

Any other transfer balance cap event.

! If your member has voluntarily requested that you commute an amount, select **Member commutation** event type. Do not use this event type if you are responding to a commutation authority from the ATO.

Event type:

- Member commutation
- Income stream stops being in retirement phase
- Structured settlement – post 1 July 2017

➤ Go to Event details on the next page.

Section G: Declarations

Complete the declaration that applies to you. Print your full name then sign and date the declaration.

! Before you sign the declaration, check that you have provided true and correct information. Penalties may be imposed for giving false or misleading information.

Trustee, director or authorised officer declaration

Complete this declaration if you are the trustee, director or authorised officer of the super provider.


I declare that the information contained in the statement is true and correct.

Name

J E N N I F E R T R E L O A R

Business hours phone number (include area code) 0 4 2 0 9 2 4 1 4 0

Trustee, director or authorised officer signature



Date ^{Day} 2 2 / ^{Month} 0 3 / ^{Year} 2 0 2 2

OR

Authorised representative declaration

Complete this declaration if you are an authorised representative of the super provider or life insurance company.

I declare that:

- I have prepared the statement with the information supplied by the super provider or life insurance company
- I have received a declaration made by the super provider or life insurance company that the information provided to me for the preparation of this statement is true and correct
- I am authorised by the super provider or life insurance company to give the information in the statement to the ATO.

Name

Business hours phone number (include area code)

Authorised representative signature

Date ^{Day} / ^{Month} / ^{Year}

Lodging this report

Do not remove any pages when lodging your report, all pages must be returned for the form to be accepted.

You can lodge this report via:

- Tax Agent Portal
- Business Portal if you are a business portal user
- Post

Lodging through the Tax Agent Portal or Business Portal means you will receive an instant receipt.

If you are lodging by post, use the postal address below:

Australian Taxation Office
PO BOX 3006
PENRITH NSW 2740



Super transfer balance account report

Who should complete this report?

Super providers and life insurance companies should complete this report when:

- there is a transfer balance account reporting requirement
- further information is required to calculate a member's total super balance
- further information is required to determine a member's concessional contributions amount
- incorrect information has previously been reported to us.

The obligation to report is on:

- the trustee of the fund for a super fund, including self-managed super funds (SMSFs) or an approved deposit fund (ADF)
- the retirement savings account (RSA) provider for an RSA
- a director of the life insurance company for a life insurance company.

Instructions

Follow the Super transfer balance account report instructions for assistance when completing this report.

You must complete and lodge separate reports for each member. If you have more than four events to report for a member you must lodge separate reports. However, if you are reporting a child death benefit income stream or a child reversionary income stream you can only report one event per report.

To cancel or update information already reported to us, you must cancel the original report. Ensure the "Yes" box in Section B is clearly marked and lodge the report exactly the same as the original event. A new report can then be lodged with the correct information.

Completing this report

- Print clearly, using a BLACK pen only.
- Use BLOCK LETTERS and print one character per box.

S	M	I	T	#		S	T				
---	---	---	---	---	--	---	---	--	--	--	--

- Place in ALL applicable boxes.



Section A: Member details

1 Tax file number (TFN)

! You don't have to provide the TFN to us. However, if you do, it will help us identify the member correctly and process your report quickly. For more information on privacy, refer to ato.gov.au/privacy

2 Name

Title: Mr Mrs Miss Ms Other

Family name
T R E L O A R

First given name
N I G E L

3 Date of birth
Day: / Month: / Year:

4 Current residential address

4 6 G L A D S T O N E S T R E E T

Suburb/town
P I M L I C O

State/territory
Q L D
(Australia only)

Postcode
4 8 1 2
(Australia only)

Country if other than Australia

Section D-1: Event one

Refer to the instructions for more information on how to complete this section. Only report one event in this section. You can report a second event in Section D-2.

11 Is the first event:

- A response to a commutation authority Go to question 12.
- An income stream that commenced prior to 1 July 2017 Go to question 13.
- An income stream that commenced on or after 1 July 2017 Go to question 13.
- A limited recourse borrowing arrangement repayment Go to question 13.
- A different transfer balance cap event Go to question 14.

Additional information to calculate a member's total super balance or concessional contributions – Go to questions 15 and 16.

Transfer balance cap event

12 Commutation authority

An event that occurred in response to a commutation authority issued by the ATO.

A commutation authority is a notice the Commissioner issues to a super income stream provider requiring the provider to commute an amount out of a specified super income stream.

Event type:

- Commutation authority – commuted in full
- Commutation authority – commuted in part
- Commutation authority – deceased
- Commutation authority – defined benefit

Go to Event details on the next page.

13 Pre-existing or new income stream event or a limited recourse borrowing arrangement (LRBA) repayment

A transfer balance cap event in relation to an income stream in existence just before 1 July 2017; a new income stream that commenced on or after 1 July 2017; or an LRBA repayment.

If you select either **child death benefit income stream** or **child reversionary income stream** you must complete Section F and you can only report one event on this report.

Event type:

- Super income stream
- Reversionary income stream
- LRBA repayment

If you select one of the below events you can only report one event in this report. Refer to the instructions for more information.

- Child death benefit income stream
- Child reversionary income stream

Go to Event details on the next page.

14 Other transfer balance cap event

Any other transfer balance cap event.

If your member has voluntarily requested that you commute an amount, select **Member commutation** event type. Do not use this event type if you are responding to a commutation authority from the ATO.

Event type:

- Member commutation
- Income stream stops being in retirement phase
- Structured settlement – post 1 July 2017

Go to Event details on the next page.

Section D-2: Event two

! Refer to the instructions for more information on how to complete this section. Only report one event in this section. You can report a third event in Section D-3.

11 Is the second event:

A response to a commutation authority Go to question 12.

An income stream that commenced prior to 1 July 2017 Go to question 13.

An income stream that commenced on or after 1 July 2017 Go to question 13.

A limited recourse borrowing arrangement repayment Go to question 13.

A different transfer balance cap event Go to question 14.

Additional information to calculate a member's total super balance or concessional contributions – Go to questions 15 and 16.

Transfer balance cap event

12 Commutation authority

An event that occurred in response to a commutation authority issued by the ATO.

! A commutation authority is a notice the Commissioner issues to a super income stream provider requiring the provider to commute an amount out of a specified super income stream.

Event type:

Commutation authority – commuted in full

Commutation authority – commuted in part

Commutation authority – deceased

Commutation authority – defined benefit

> Go to Event details on the next page.

13 Pre-existing or new income stream event or a limited recourse borrowing arrangement (LRBA) repayment

A transfer balance cap event in relation to an income stream in existence just before 1 July 2017; a new income stream that commenced on or after 1 July 2017; or an LRBA repayment.

! If you select either **child death benefit income stream** or **child reversionary income stream** you must complete Section F and you can only report one event on this report.

Event type:

Super income stream

Reversionary income stream

LRBA repayment

> Go to Event details on the next page.

14 Other transfer balance cap event

Any other transfer balance cap event.

! If your member has voluntarily requested that you commute an amount, select **Member commutation** event type. Do not use this event type if you are responding to a commutation authority from the ATO.

Event type:

Member commutation

Income stream stops being in retirement phase

Structured settlement – post 1 July 2017

> Go to Event details on the next page.

Section D-3: Event three

! Refer to the instructions for more information on how to complete this section. Only report one event in this section. You can report a fourth event in Section D-4.

11 Is the third event:

A response to a commutation authority Go to question 12.

An income stream that commenced prior to 1 July 2017 Go to question 13.

An income stream that commenced on or after 1 July 2017 Go to question 13.

A limited recourse borrowing arrangement repayment Go to question 13.

A different transfer balance cap event Go to question 14.

Additional information to calculate a member's total super balance or concessional contributions – Go to questions 15 and 16.

Transfer balance cap event

12 Commutation authority

An event that occurred in response to a commutation authority issued by the ATO.

! A commutation authority is a notice the Commissioner issues to a super income stream provider requiring the provider to commute an amount out of a specified super income stream.

Event type:

Commutation authority – commuted in full

Commutation authority – commuted in part

Commutation authority – deceased

Commutation authority – defined benefit

➤ Go to Event details on the next page.

13 Pre-existing or new income stream event or a limited recourse borrowing arrangement (LRBA) repayment

A transfer balance cap event in relation to an income stream in existence just before 1 July 2017; a new income stream that commenced on or after 1 July 2017; or an LRBA repayment.

! If you select either **child death benefit income stream** or **child reversionary income stream** you must complete Section F and you can only report one event on this report.

Event type:

Super income stream

Reversionary income stream

LRBA repayment

➤ Go to Event details on the next page.

14 Other transfer balance cap event

Any other transfer balance cap event.

! If your member has voluntarily requested that you commute an amount, select **Member commutation** event type. Do not use this event type if you are responding to a commutation authority from the ATO.

Event type:

Member commutation

Income stream stops being in retirement phase

Structured settlement – post 1 July 2017

➤ Go to Event details on the next page.

Section D-4: Event four

! Refer to the instructions for more information on how to complete this section. Only report one event in this section.

11 Is the fourth event:

- A response to a commutation authority Go to question 12.
- An income stream that commenced prior to 1 July 2017 Go to question 13.
- An income stream that commenced on or after 1 July 2017 Go to question 13.
- A limited recourse borrowing arrangement repayment Go to question 13.
- A different transfer balance cap event Go to question 14.

Additional information to calculate a member's total super balance or concessional contributions – Go to questions 15 and 16.

Transfer balance cap event

12 Commutation authority

An event that occurred in response to a commutation authority issued by the ATO.

! A commutation authority is a notice the Commissioner issues to a super income stream provider requiring the provider to commute an amount out of a specified super income stream.

Event type:

- Commutation authority – commuted in full
- Commutation authority – commuted in part
- Commutation authority – deceased
- Commutation authority – defined benefit

➤ Go to Event details on the next page.

13 Pre-existing or new income stream event or a limited recourse borrowing arrangement (LRBA) repayment

A transfer balance cap event in relation to an income stream in existence just before 1 July 2017; a new income stream that commenced on or after 1 July 2017; or an LRBA repayment.

! If you select either **child death benefit income stream** or **child reversionary income stream** you must complete Section F and you can only report one event on this report.

Event type:

- Super income stream
- Reversionary income stream
- LRBA repayment

➤ Go to Event details on the next page.

14 Other transfer balance cap event

Any other transfer balance cap event.

! If your member has voluntarily requested that you commute an amount, select **Member commutation** event type. Do not use this event type if you are responding to a commutation authority from the ATO.

Event type:

- Member commutation
- Income stream stops being in retirement phase
- Structured settlement – post 1 July 2017

➤ Go to Event details on the next page.

Section G: Declarations

Complete the declaration that applies to you. Print your full name then sign and date the declaration.

- ❶ Before you sign the declaration, check that you have provided true and correct information. Penalties may be imposed for giving false or misleading information.

Trustee, director or authorised officer declaration

Complete this declaration if you are the trustee, director or authorised officer of the super provider.

I declare that the information contained in the statement is true and correct.

Name

N.T.
N I G E L T R E L O A R

Business hours phone number (include area code)

0 4 2 0 9 2 4 1 4 0

Trustee, director or authorised officer signature

N.T. Trelow

Date 22 / 03 / 2022

OR

Authorised representative declaration

Complete this declaration if you are an authorised representative of the super provider or life insurance company.

I declare that:

- I have prepared the statement with the information supplied by the super provider or life insurance company
- I have received a declaration made by the super provider or life insurance company that the information provided to me for the preparation of this statement is true and correct
- I am authorised by the super provider or life insurance company to give the information in the statement to the ATO.

Name

Business hours phone number (include area code)

Authorised representative signature

Date / /

Lodging this report

Do not remove any pages when lodging your report, all pages must be returned for the form to be accepted.

You can lodge this report via:

- Tax Agent Portal
- Business Portal if you are a business portal user
- Post

Lodging through the Tax Agent Portal or Business Portal means you will receive an instant receipt.

If you are lodging by post, use the postal address below:

Australian Taxation Office
PO BOX 3006
PENRITH NSW 2740

Treloar N & J Superfund

Market Movement Report

As at 30 June 2022

Investment	Date	Description	Unrealised				Realised			Total
			Units	Accounting Cost Movement	Market Movement	Depreciation	Balance	Consideration	Accounting Cost Base	
AEF.AX - Australian Ethical Investment Limited										
	01/07/2021	Opening Balance	2,010.00	0.00	0.00	0.00	16,964.40	0.00	0.00	0.00
	01/07/2021	Revaluation	0.00	0.00	(100.50)	0.00	16,863.90	0.00	0.00	0.00
	26/08/2021	Disposal	(2,010.00)	(14,065.57)	0.00	0.00	2,798.33	18,666.95	14,065.57	4,601.38
	26/08/2021	Writeback	0.00	0.00	(2,898.83)	0.00	(100.50)	0.00	0.00	0.00
	02/09/2021	Revaluation	0.00	0.00	100.50	0.00	0.00	0.00	0.00	0.00
	05/10/2021	Revaluation	0.00	0.00	100.50	0.00	100.50	0.00	0.00	0.00
	05/10/2021	Revaluation	0.00	0.00	(100.50)	0.00	0.00	0.00	0.00	0.00
	14/10/2021	Purchase	1,424.00	14,978.42	0.00	0.00	14,978.42	0.00	0.00	0.00
	14/10/2021	Revaluation	0.00	0.00	1,041.58	0.00	16,020.00	0.00	0.00	0.00
	11/11/2021	Revaluation	0.00	0.00	4,743.98	0.00	20,763.98	0.00	0.00	0.00
	11/11/2021	Revaluation	0.00	0.00	(1,041.58)	0.00	19,722.40	0.00	0.00	0.00
	12/11/2021	Revaluation	0.00	0.00	555.36	0.00	20,277.76	0.00	0.00	0.00
	31/03/2022	Revaluation	0.00	0.00	(9,868.32)	0.00	10,409.44	0.00	0.00	0.00
	30/06/2022	Revaluation	0.00	0.00	(3,773.60)	0.00	6,635.84	0.00	0.00	0.00
	30/06/2022		1,424.00	912.85	(11,241.41)	0.00	6,635.84	18,666.95	14,065.57	4,601.38
ALK.AX - Alkane Resources Limited										
	01/07/2021	Opening Balance	0.00	0.00	0.00	0.00	0.00	0.00	0.00	0.00
	11/10/2021	Purchase	10,000.00	9,134.90	0.00	0.00	9,134.90	0.00	0.00	0.00
	14/10/2021	Revaluation	0.00	0.00	365.10	0.00	9,500.00	0.00	0.00	0.00
	11/11/2021	Revaluation	0.00	0.00	265.10	0.00	9,765.10	0.00	0.00	0.00
	11/11/2021	Revaluation	0.00	0.00	(365.10)	0.00	9,400.00	0.00	0.00	0.00
	12/11/2021	Revaluation	0.00	0.00	(200.00)	0.00	9,200.00	0.00	0.00	0.00
	31/03/2022	Revaluation	0.00	0.00	2,250.00	0.00	11,450.00	0.00	0.00	0.00
	30/06/2022	Revaluation	0.00	0.00	(5,250.00)	0.00	6,200.00	0.00	0.00	0.00
	30/06/2022		10,000.00	9,134.90	(2,934.90)	0.00	6,200.00	0.00	0.00	0.00
AMD.NDQ4 - Advanced Micro Devices Inc.										
	01/07/2021	Opening Balance	124.00	0.00	0.00	0.00	15,492.57	0.00	0.00	0.00
	01/07/2021	Revaluation	0.00	0.00	(30.27)	0.00	15,462.30	0.00	0.00	0.00
	02/09/2021	Revaluation	0.00	0.00	2,885.67	0.00	18,347.97	0.00	0.00	0.00
	05/10/2021	Revaluation	0.00	0.00	1,914.76	0.00	20,262.73	0.00	0.00	0.00
	05/10/2021	Revaluation	0.00	0.00	(2,885.67)	0.00	17,377.06	0.00	0.00	0.00
	14/10/2021	Revaluation	0.00	0.00	3,303.80	0.00	20,680.86	0.00	0.00	0.00
	11/11/2021	Revaluation	0.00	0.00	6,659.02	0.00	27,339.88	0.00	0.00	0.00
	11/11/2021	Revaluation	0.00	0.00	(2,551.76)	0.00	24,788.12	0.00	0.00	0.00

Treloar N & J Superfund

Market Movement Report

As at 30 June 2022

Investment	Date	Description	Unrealised				Realised			Total
			Units	Accounting Cost Movement	Market Movement	Depreciation	Balance	Consideration	Accounting Cost Base	
	12/11/2021	Revaluation	0.00	0.00	377.74	0.00	25,165.86	0.00	0.00	0.00
	31/03/2022	Revaluation	0.00	0.00	(4,742.81)	0.00	20,423.05	0.00	0.00	0.00
	30/06/2022	Revaluation	0.00	0.00	(6,658.68)	0.00	13,764.37	0.00	0.00	0.00
	30/06/2022		124.00	0.00	(1,728.20)	0.00	13,764.37	0.00	0.00	0.00
APT.AX - Afterpay Limited										
	01/07/2021	Opening Balance	91.00	0.00	0.00	0.00	10,753.47	0.00	0.00	0.00
	01/07/2021	Revaluation	0.00	0.00	80.08	0.00	10,833.55	0.00	0.00	0.00
	30/08/2021	Disposal	(91.00)	(9,925.93)	0.00	0.00	907.62	12,015.75	9,925.93	2,089.82
	30/08/2021	Writeback	0.00	0.00	(827.54)	0.00	80.08	0.00	0.00	0.00
	02/09/2021	Revaluation	0.00	0.00	(80.08)	0.00	0.00	0.00	0.00	0.00
	05/10/2021	Revaluation	0.00	0.00	(80.08)	0.00	(80.08)	0.00	0.00	0.00
	05/10/2021	Revaluation	0.00	0.00	80.08	0.00	0.00	0.00	0.00	0.00
	30/06/2022		0.00	(9,925.93)	(827.54)	0.00	0.00	12,015.75	9,925.93	2,089.82
ASM.AX - Australian Strategic Materials Limited										
	01/07/2021	Opening Balance	5,185.00	0.00	0.00	0.00	40,443.00	0.00	0.00	0.00
	01/07/2021	Revaluation	0.00	0.00	(2,644.35)	0.00	37,798.65	0.00	0.00	0.00
	25/08/2021	Disposal	(3,600.00)	(12,497.22)	0.00	0.00	25,301.43	45,630.09	12,497.22	33,132.87
	25/08/2021	Writeback	0.00	0.00	(4,981.35)	0.00	20,320.08	0.00	0.00	0.00
	31/08/2021	Disposal	(800.00)	(1,860.15)	0.00	0.00	18,459.93	10,190.10	1,860.15	8,329.95
	31/08/2021	Writeback	0.00	0.00	(9,331.81)	0.00	9,128.12	0.00	0.00	0.00
	02/09/2021	Revaluation	0.00	0.00	(367.52)	0.00	8,760.60	0.00	0.00	0.00
	05/10/2021	Revaluation	0.00	0.00	(1,364.47)	0.00	7,396.13	0.00	0.00	0.00
	05/10/2021	Revaluation	0.00	0.00	367.52	0.00	7,763.65	0.00	0.00	0.00
	14/10/2021	Revaluation	0.00	0.00	(2,854.87)	0.00	4,908.78	0.00	0.00	0.00
	15/10/2021	Purchase	936.00	9,993.99	0.00	0.00	14,902.77	0.00	0.00	0.00
	21/10/2021	Purchase	965.00	9,997.65	0.00	0.00	24,900.42	0.00	0.00	0.00
	11/11/2021	Revaluation	0.00	0.00	4,023.11	0.00	28,923.53	0.00	0.00	0.00
	11/11/2021	Revaluation	0.00	0.00	3,577.07	0.00	32,500.60	0.00	0.00	0.00
	12/11/2021	Revaluation	0.00	0.00	537.20	0.00	33,037.80	0.00	0.00	0.00
	31/03/2022	Revaluation	0.00	0.00	(13,080.82)	0.00	19,956.98	0.00	0.00	0.00
	30/06/2022	Revaluation	0.00	0.00	(10,690.28)	0.00	9,266.70	0.00	0.00	0.00
	30/06/2022		2,686.00	5,634.27	(36,810.57)	0.00	9,266.70	55,820.19	14,357.37	41,462.82

Treloar N & J Superfund

Market Movement Report

As at 30 June 2022

Investment	Date	Description	Unrealised				Realised			Total
			Units	Accounting Cost Movement	Market Movement	Depreciation	Balance	Consideration	Accounting Cost Base	
ASML.NDQ2 - ASML Holding NV - New York Shares										
	22/10/2021	Purchase	9.00	9,307.32	0.00	0.00	9,307.32	0.00	0.00	0.00
	11/11/2021	Revaluation	0.00	0.00	961.72	0.00	10,269.04	0.00	0.00	0.00
	12/11/2021	Revaluation	0.00	0.00	249.24	0.00	10,518.28	0.00	0.00	0.00
	31/03/2022	Revaluation	0.00	0.00	(1,988.13)	0.00	8,530.15	0.00	0.00	0.00
	30/06/2022	Revaluation	0.00	0.00	(2,313.11)	0.00	6,217.04	0.00	0.00	0.00
	30/06/2022		9.00	9,307.32	(3,090.28)	0.00	6,217.04	0.00	0.00	0.00
AUB.AX - AUB Group Limited										
	01/07/2021	Opening Balance	371.00	0.00	0.00	0.00	8,306.69	0.00	0.00	0.00
	01/07/2021	Revaluation	0.00	0.00	(192.92)	0.00	8,113.77	0.00	0.00	0.00
	25/08/2021	Disposal	(371.00)	(7,176.06)	0.00	0.00	937.71	9,319.09	7,176.06	2,143.03
	25/08/2021	Writeback	0.00	0.00	(1,130.63)	0.00	(192.92)	0.00	0.00	0.00
	02/09/2021	Revaluation	0.00	0.00	192.92	0.00	0.00	0.00	0.00	0.00
	05/10/2021	Revaluation	0.00	0.00	192.92	0.00	192.92	0.00	0.00	0.00
	05/10/2021	Revaluation	0.00	0.00	(192.92)	0.00	0.00	0.00	0.00	0.00
	30/06/2022		0.00	(7,176.06)	(1,130.63)	0.00	0.00	9,319.09	7,176.06	2,143.03
AXE.AX - Archer Materials Limited										
	18/08/2021	Purchase	715.00	1,991.55	0.00	0.00	1,991.55	0.00	0.00	0.00
	02/09/2021	Revaluation	0.00	0.00	(754.60)	0.00	1,236.95	0.00	0.00	0.00
	05/10/2021	Revaluation	0.00	0.00	(894.02)	0.00	342.93	0.00	0.00	0.00
	05/10/2021	Revaluation	0.00	0.00	754.60	0.00	1,097.53	0.00	0.00	0.00
	14/10/2021	Demerger	0.00	(6.27)	0.00	0.00	1,091.26			
	14/10/2021	Revaluation	0.00	0.00	(819.83)	0.00	271.43	0.00	0.00	0.00
	15/10/2021	Purchase	6,819.00	9,894.53	0.00	0.00	10,165.96	0.00	0.00	0.00
	19/10/2021	Purchase	1,314.00	15,000.00	0.00	0.00	25,165.96	0.00	0.00	0.00
	10/11/2021	Return Of Capital	0.00	(13,095.26)	0.00	0.00	12,070.70			
	11/11/2021	Revaluation	0.00	0.00	828.33	0.00	12,899.03	0.00	0.00	0.00
	11/11/2021	Revaluation	0.00	0.00	418.50	0.00	13,317.53	0.00	0.00	0.00
	11/11/2021	Revaluation	0.00	0.00	396.87	0.00	13,714.40	0.00	0.00	0.00
	12/11/2021	Revaluation	0.00	0.00	(44.24)	0.00	13,670.16	0.00	0.00	0.00
	31/03/2022	Revaluation	0.00	0.00	(5,972.40)	0.00	7,697.76	0.00	0.00	0.00
	30/06/2022	Revaluation	0.00	0.00	(2,831.36)	0.00	4,866.40	0.00	0.00	0.00
	30/06/2022		8,848.00	13,784.55	(8,918.15)	0.00	4,866.40	0.00	0.00	0.00

Treloar N & J Superfund

Market Movement Report

As at 30 June 2022

Investment	Date	Description	Unrealised				Realised			Total
			Units	Accounting Cost Movement	Market Movement	Depreciation	Balance	Consideration	Accounting Cost Base	
CCP.AX - Credit Corp Group Limited										
	01/07/2021	Opening Balance	213.00	0.00	0.00	0.00	6,332.49	0.00	0.00	0.00
	01/07/2021	Revaluation	0.00	0.00	(48.99)	0.00	6,283.50	0.00	0.00	0.00
	25/08/2021	Disposal	(213.00)	(7,171.50)	0.00	0.00	(888.00)	6,621.48	7,171.50	(550.02)
	25/08/2021	Writeback	0.00	0.00	839.01	0.00	(48.99)	0.00	0.00	0.00
	02/09/2021	Revaluation	0.00	0.00	48.99	0.00	0.00	0.00	0.00	0.00
	05/10/2021	Revaluation	0.00	0.00	48.99	0.00	48.99	0.00	0.00	0.00
	05/10/2021	Revaluation	0.00	0.00	(48.99)	0.00	0.00	0.00	0.00	0.00
	30/06/2022		0.00	(7,171.50)	839.01	0.00	0.00	6,621.48	7,171.50	(550.02)
CRSR.NDQ - Corsair Gaming Inc										
	01/07/2021	Opening Balance	188.00	0.00	0.00	0.00	8,324.72	0.00	0.00	0.00
	01/07/2021	Revaluation	0.00	0.00	(81.65)	0.00	8,243.07	0.00	0.00	0.00
	27/08/2021	Disposal	(188.00)	(8,300.12)	0.00	0.00	(57.05)	7,066.24	8,300.12	(1,233.88)
	27/08/2021	Writeback	0.00	0.00	(24.60)	0.00	(81.65)	0.00	0.00	0.00
	02/09/2021	Revaluation	0.00	0.00	81.65	0.00	0.00	0.00	0.00	0.00
	05/10/2021	Revaluation	0.00	0.00	81.65	0.00	81.65	0.00	0.00	0.00
	05/10/2021	Revaluation	0.00	0.00	(81.65)	0.00	0.00	0.00	0.00	0.00
	07/10/2021	Purchase	274.00	9,793.75	0.00	0.00	9,793.75	0.00	0.00	0.00
	14/10/2021	Revaluation	0.00	0.00	212.37	0.00	10,006.12	0.00	0.00	0.00
	11/11/2021	Revaluation	0.00	0.00	(98.47)	0.00	9,907.65	0.00	0.00	0.00
	11/11/2021	Revaluation	0.00	0.00	(172.84)	0.00	9,734.81	0.00	0.00	0.00
	12/11/2021	Revaluation	0.00	0.00	240.79	0.00	9,975.60	0.00	0.00	0.00
	31/03/2022	Revaluation	0.00	0.00	(1,838.38)	0.00	8,137.22	0.00	0.00	0.00
	02/05/2022	Disposal	(274.00)	(9,793.75)	0.00	0.00	(1,656.53)	5,759.04	9,793.75	(4,034.71)
	02/05/2022	Writeback	0.00	0.00	1,656.53	0.00	0.00	0.00	0.00	0.00
	30/06/2022		0.00	(8,300.12)	(24.60)	0.00	0.00	12,825.28	18,093.87	(5,268.59)
CSL.AX - CSL Limited										
	21/12/2021	Purchase	35.00	9,606.60	0.00	0.00	9,606.60	0.00	0.00	0.00
	31/03/2022	Revaluation	0.00	0.00	(154.85)	0.00	9,451.75	0.00	0.00	0.00
	30/06/2022	Revaluation	0.00	0.00	(34.65)	0.00	9,417.10	0.00	0.00	0.00
	30/06/2022		35.00	9,606.60	(189.50)	0.00	9,417.10	0.00	0.00	0.00

Treloar N & J Superfund

Market Movement Report

As at 30 June 2022

Investment	Date	Description	Unrealised				Realised			Total
			Units	Accounting Cost Movement	Market Movement	Depreciation	Balance	Consideration	Accounting Cost Base	
DDR.AX - Dicker Data Limited										
	01/07/2021	Opening Balance	1,166.00	0.00	0.00	0.00	12,895.96	0.00	0.00	0.00
	26/08/2021	Disposal	(1,166.00)	(7,681.18)	0.00	0.00	5,214.78	18,206.35	7,681.18	10,525.17
	02/09/2021	Revaluation	0.00	0.00	(5,214.78)	0.00	0.00	0.00	0.00	0.00
	05/10/2021	Revaluation	0.00	0.00	(5,214.78)	0.00	(5,214.78)	0.00	0.00	0.00
	05/10/2021	Revaluation	0.00	0.00	5,214.78	0.00	0.00	0.00	0.00	0.00
	11/10/2021	Purchase	833.00	9,979.62	0.00	0.00	9,979.62	0.00	0.00	0.00
	14/10/2021	Revaluation	0.00	0.00	(4,590.31)	0.00	5,389.31	0.00	0.00	0.00
	11/11/2021	Revaluation	0.00	0.00	2,107.21	0.00	7,496.52	0.00	0.00	0.00
	11/11/2021	Revaluation	0.00	0.00	4,590.31	0.00	12,086.83	0.00	0.00	0.00
	12/11/2021	Revaluation	0.00	0.00	(249.90)	0.00	11,836.93	0.00	0.00	0.00
	31/03/2022	Revaluation	0.00	0.00	441.49	0.00	12,278.42	0.00	0.00	0.00
	30/06/2022	Revaluation	0.00	0.00	(3,082.10)	0.00	9,196.32	0.00	0.00	0.00
	30/06/2022		833.00	2,298.44	(5,998.08)	0.00	9,196.32	18,206.35	7,681.18	10,525.17
DTL.AX - Data#3 Limited										
	01/07/2021	Opening Balance	1,793.00	0.00	0.00	0.00	10,058.73	0.00	0.00	0.00
	01/07/2021	Revaluation	0.00	0.00	(286.88)	0.00	9,771.85	0.00	0.00	0.00
	26/08/2021	Disposal	(1,793.00)	(9,958.46)	0.00	0.00	(186.61)	9,621.90	9,958.46	(336.56)
	26/08/2021	Writeback	0.00	0.00	(100.27)	0.00	(286.88)	0.00	0.00	0.00
	02/09/2021	Revaluation	0.00	0.00	286.88	0.00	0.00	0.00	0.00	0.00
	05/10/2021	Revaluation	0.00	0.00	286.88	0.00	286.88	0.00	0.00	0.00
	05/10/2021	Revaluation	0.00	0.00	(286.88)	0.00	0.00	0.00	0.00	0.00
	11/10/2021	Purchase	2,138.00	9,943.76	0.00	0.00	9,943.76	0.00	0.00	0.00
	14/10/2021	Revaluation	0.00	0.00	1,430.40	0.00	11,374.16	0.00	0.00	0.00
	11/11/2021	Revaluation	0.00	0.00	2,328.36	0.00	13,702.52	0.00	0.00	0.00
	11/11/2021	Revaluation	0.00	0.00	(1,430.40)	0.00	12,272.12	0.00	0.00	0.00
	12/11/2021	Revaluation	0.00	0.00	406.22	0.00	12,678.34	0.00	0.00	0.00
	31/03/2022	Revaluation	0.00	0.00	85.52	0.00	12,763.86	0.00	0.00	0.00
	30/06/2022	Revaluation	0.00	0.00	(2,800.78)	0.00	9,963.08	0.00	0.00	0.00
	30/06/2022		2,138.00	(14.70)	(80.95)	0.00	9,963.08	9,621.90	9,958.46	(336.56)
EML.AX - EML Payments Limited										
	01/07/2021	Opening Balance	1,789.00	0.00	0.00	0.00	6,225.72	0.00	0.00	0.00
	01/07/2021	Revaluation	0.00	0.00	268.35	0.00	6,494.07	0.00	0.00	0.00
	25/08/2021	Disposal	(1,789.00)	(8,938.64)	0.00	0.00	(2,444.57)	6,715.70	8,938.64	(2,222.94)
	25/08/2021	Writeback	0.00	0.00	2,712.92	0.00	268.35	0.00	0.00	0.00

Treloar N & J Superfund

Market Movement Report

As at 30 June 2022

Investment	Date	Description	Unrealised				Realised			Total
			Units	Accounting Cost Movement	Market Movement	Depreciation	Balance	Consideration	Accounting Cost Base	
	02/09/2021	Revaluation	0.00	0.00	(268.35)	0.00	0.00	0.00	0.00	0.00
	05/10/2021	Revaluation	0.00	0.00	(268.35)	0.00	(268.35)	0.00	0.00	0.00
	05/10/2021	Revaluation	0.00	0.00	268.35	0.00	0.00	0.00	0.00	0.00
	30/06/2022		0.00	(8,938.64)	2,712.92	0.00	0.00	6,715.70	8,938.64	(2,222.94)
EOS.AX - Electro Optic Systems Holdings Limited										
	01/07/2021	Opening Balance	0.00	0.00	0.00	0.00	0.00	0.00	0.00	0.00
	12/05/2022	Purchase	269.00	524.55	0.00	0.00	524.55	0.00	0.00	0.00
	01/06/2022	Disposal	(269.00)	(524.55)	0.00	0.00	0.00	504.14	524.55	(20.41)
	30/06/2022		0.00	0.00	0.00	0.00	0.00	504.14	524.55	(20.41)
FMG.AX - Fortescue Metals Group Ltd										
	01/07/2021	Opening Balance	503.00	0.00	0.00	0.00	11,740.02	0.00	0.00	0.00
	01/07/2021	Revaluation	0.00	0.00	125.75	0.00	11,865.77	0.00	0.00	0.00
	02/09/2021	Revaluation	0.00	0.00	(1,448.64)	0.00	10,417.13	0.00	0.00	0.00
	05/10/2021	Revaluation	0.00	0.00	(4,713.11)	0.00	5,704.02	0.00	0.00	0.00
	05/10/2021	Revaluation	0.00	0.00	1,448.64	0.00	7,152.66	0.00	0.00	0.00
	14/10/2021	Revaluation	0.00	0.00	(4,537.06)	0.00	2,615.60	0.00	0.00	0.00
	15/10/2021	Purchase	497.00	7,166.70	0.00	0.00	9,782.30	0.00	0.00	0.00
	11/11/2021	Revaluation	0.00	0.00	1,286.57	0.00	11,068.87	0.00	0.00	0.00
	11/11/2021	Revaluation	0.00	0.00	4,381.13	0.00	15,450.00	0.00	0.00	0.00
	12/11/2021	Revaluation	0.00	0.00	300.00	0.00	15,750.00	0.00	0.00	0.00
	31/03/2022	Revaluation	0.00	0.00	4,050.00	0.00	19,800.00	0.00	0.00	0.00
	30/06/2022	Revaluation	0.00	0.00	(2,270.00)	0.00	17,530.00	0.00	0.00	0.00
	30/06/2022		1,000.00	7,166.70	(1,376.72)	0.00	17,530.00	0.00	0.00	0.00
GTLB.NDQ - Gitlab Inc - Ordinary Shares - Class A										
	19/10/2021	Purchase	114.00	14,684.39	0.00	0.00	14,684.39	0.00	0.00	0.00
	11/11/2021	Revaluation	0.00	0.00	4,316.65	0.00	19,001.04	0.00	0.00	0.00
	12/11/2021	Revaluation	0.00	0.00	554.34	0.00	19,555.38	0.00	0.00	0.00
	31/03/2022	Revaluation	0.00	0.00	(10,774.54)	0.00	8,780.84	0.00	0.00	0.00
	30/06/2022	Revaluation	0.00	0.00	12.84	0.00	8,793.68	0.00	0.00	0.00
	30/06/2022		114.00	14,684.39	(5,890.71)	0.00	8,793.68	0.00	0.00	0.00
HCP.NDQ - HashiCorp Inc - Ordinary Shares - Class A										
	16/12/2021	Purchase	48.00	5,734.99	0.00	0.00	5,734.99	0.00	0.00	0.00
	05/01/2022	Purchase	100.00	12,386.34	0.00	0.00	18,121.33	0.00	0.00	0.00
	31/03/2022	Revaluation	0.00	0.00	(6,854.18)	0.00	11,267.15	0.00	0.00	0.00

Treloar N & J Superfund

Market Movement Report

As at 30 June 2022

Investment	Date	Description	Unrealised				Realised			Total
			Units	Accounting Cost Movement	Market Movement	Depreciation	Balance	Consideration	Accounting Cost Base	
	30/06/2022	Revaluation	0.00	0.00	(4,942.40)	0.00	6,324.75	0.00	0.00	0.00
	30/06/2022		148.00	18,121.33	(11,796.58)	0.00	6,324.75	0.00	0.00	0.00
HLA.AX - Healthia Limited										
	01/07/2021	Opening Balance	3,891.00	0.00	0.00	0.00	7,937.64	0.00	0.00	0.00
	25/08/2021	Disposal	(3,861.00)	(7,140.36)	0.00	0.00	797.28	6,295.31	7,140.36	(845.05)
	25/08/2021	Writeback	0.00	0.00	(736.08)	0.00	61.20	0.00	0.00	0.00
	02/09/2021	Revaluation	0.00	0.00	(2.10)	0.00	59.10	0.00	0.00	0.00
	05/10/2021	Revaluation	0.00	0.00	(7.20)	0.00	51.90	0.00	0.00	0.00
	05/10/2021	Revaluation	0.00	0.00	2.10	0.00	54.00	0.00	0.00	0.00
	14/10/2021	Revaluation	0.00	0.00	(7.20)	0.00	46.80	0.00	0.00	0.00
	11/11/2021	Revaluation	0.00	0.00	1.80	0.00	48.60	0.00	0.00	0.00
	11/11/2021	Revaluation	0.00	0.00	8.40	0.00	57.00	0.00	0.00	0.00
	31/03/2022	Revaluation	0.00	0.00	(2.70)	0.00	54.30	0.00	0.00	0.00
	30/06/2022	Revaluation	0.00	0.00	(12.15)	0.00	42.15	0.00	0.00	0.00
	30/06/2022		30.00	(7,140.36)	(755.13)	0.00	42.15	6,295.31	7,140.36	(845.05)
IEL.AX - Idp Education Limited										
	11/10/2021	Purchase	293.00	9,981.87	0.00	0.00	9,981.87	0.00	0.00	0.00
	14/10/2021	Revaluation	0.00	0.00	407.91	0.00	10,389.78	0.00	0.00	0.00
	11/11/2021	Revaluation	0.00	0.00	1,357.23	0.00	11,747.01	0.00	0.00	0.00
	11/11/2021	Revaluation	0.00	0.00	(407.91)	0.00	11,339.10	0.00	0.00	0.00
	12/11/2021	Revaluation	0.00	0.00	52.74	0.00	11,391.84	0.00	0.00	0.00
	31/03/2022	Revaluation	0.00	0.00	(2,135.97)	0.00	9,255.87	0.00	0.00	0.00
	30/06/2022	Revaluation	0.00	0.00	(2,276.61)	0.00	6,979.26	0.00	0.00	0.00
	30/06/2022		293.00	9,981.87	(3,002.61)	0.00	6,979.26	0.00	0.00	0.00
ISX.AX - Isignthis Ltd										
	01/07/2021	Opening Balance	7,500.00	0.00	0.00	0.00	8,025.00	0.00	0.00	0.00
	31/03/2022	Revaluation	0.00	0.00	(8,025.00)	0.00	0.00	0.00	0.00	0.00
	25/05/2022	Code/Class Change	(7,500.00)	0.00	0.00	0.00	0.00	0.00	0.00	0.00
	25/05/2022	Code/Class Change	0.00	(9,082.50)	0.00	0.00	(9,082.50)	9,082.50	9,082.50	0.00
	30/06/2022	Revaluation	0.00	0.00	9,082.50	0.00	0.00	0.00	0.00	0.00
	30/06/2022		0.00	(9,082.50)	1,057.50	0.00	0.00	9,082.50	9,082.50	0.00

Treloar N & J Superfund

Market Movement Report

As at 30 June 2022

Investment	Date	Description	Unrealised				Realised			Total
			Units	Accounting Cost Movement	Market Movement	Depreciation	Balance	Consideration	Accounting Cost Base	
ITM.AX - Itech Minerals Ltd										
	14/10/2021	Demerger	150.00	6.27	0.00	0.00	6.27			
	11/11/2021	Revaluation	0.00	0.00	(382.50)	0.00	(376.23)	0.00	0.00	0.00
	11/11/2021	Revaluation	0.00	0.00	412.23	0.00	36.00	0.00	0.00	0.00
	19/11/2021	Purchase	3,414.00	999.96	0.00	0.00	1,035.96	0.00	0.00	0.00
	31/03/2022	Revaluation	0.00	0.00	621.69	0.00	1,657.65	0.00	0.00	0.00
	07/04/2022	Purchase	11,338.00	4,999.72	0.00	0.00	6,657.37	0.00	0.00	0.00
	06/05/2022	Purchase	10,237.00	5,877.18	0.00	0.00	12,534.55	0.00	0.00	0.00
	30/06/2022	Revaluation	0.00	0.00	(4,741.46)	0.00	7,793.09	0.00	0.00	0.00
	30/06/2022		25,139.00	11,883.13	(4,090.04)	0.00	7,793.09	0.00	0.00	0.00
JIN.AX - Jumbo Interactive Limited										
	01/07/2021	Opening Balance	567.00	0.00	0.00	0.00	10,075.59	0.00	0.00	0.00
	01/07/2021	Revaluation	0.00	0.00	(345.87)	0.00	9,729.72	0.00	0.00	0.00
	25/08/2021	Disposal	(567.00)	(6,795.78)	0.00	0.00	2,933.94	9,868.35	6,795.78	3,072.57
	25/08/2021	Writeback	0.00	0.00	(3,279.81)	0.00	(345.87)	0.00	0.00	0.00
	02/09/2021	Revaluation	0.00	0.00	345.87	0.00	0.00	0.00	0.00	0.00
	05/10/2021	Revaluation	0.00	0.00	345.87	0.00	345.87	0.00	0.00	0.00
	05/10/2021	Revaluation	0.00	0.00	(345.87)	0.00	0.00	0.00	0.00	0.00
	30/06/2022		0.00	(6,795.78)	(3,279.81)	0.00	0.00	9,868.35	6,795.78	3,072.57
LOV.AX - Lovisa Holdings Limited										
	01/07/2021	Opening Balance	476.00	0.00	0.00	0.00	7,259.00	0.00	0.00	0.00
	01/07/2021	Revaluation	0.00	0.00	166.60	0.00	7,425.60	0.00	0.00	0.00
	25/08/2021	Disposal	(476.00)	(7,174.91)	0.00	0.00	250.69	7,847.66	7,174.91	672.75
	25/08/2021	Writeback	0.00	0.00	(84.09)	0.00	166.60	0.00	0.00	0.00
	02/09/2021	Revaluation	0.00	0.00	(166.60)	0.00	0.00	0.00	0.00	0.00
	05/10/2021	Revaluation	0.00	0.00	(166.60)	0.00	(166.60)	0.00	0.00	0.00
	05/10/2021	Revaluation	0.00	0.00	166.60	0.00	0.00	0.00	0.00	0.00
	30/06/2022		0.00	(7,174.91)	(84.09)	0.00	0.00	7,847.66	7,174.91	672.75
MP1.AX - Megaport Limited										
	01/07/2021	Opening Balance	365.00	0.00	0.00	0.00	6,726.95	0.00	0.00	0.00
	01/07/2021	Revaluation	0.00	0.00	(124.10)	0.00	6,602.85	0.00	0.00	0.00
	27/08/2021	Disposal	(365.00)	(4,682.06)	0.00	0.00	1,920.79	6,212.25	4,682.06	1,530.19
	02/09/2021	Revaluation	0.00	0.00	(1,920.79)	0.00	0.00	0.00	0.00	0.00
	05/10/2021	Revaluation	0.00	0.00	(1,920.79)	0.00	(1,920.79)	0.00	0.00	0.00

Treloar N & J Superfund

Market Movement Report

As at 30 June 2022

Investment	Date	Description	Unrealised				Realised			Total
			Units	Accounting Cost Movement	Market Movement	Depreciation	Balance	Consideration	Accounting Cost Base	
	05/10/2021	Revaluation	0.00	0.00	1,920.79	0.00	0.00	0.00	0.00	0.00
	11/10/2021	Purchase	623.00	9,993.37	0.00	0.00	9,993.37	0.00	0.00	0.00
	14/10/2021	Revaluation	0.00	0.00	(1,011.16)	0.00	8,982.21	0.00	0.00	0.00
	11/11/2021	Revaluation	0.00	0.00	2,796.82	0.00	11,779.03	0.00	0.00	0.00
	11/11/2021	Revaluation	0.00	0.00	1,011.16	0.00	12,790.19	0.00	0.00	0.00
	12/11/2021	Revaluation	0.00	0.00	137.06	0.00	12,927.25	0.00	0.00	0.00
	31/03/2022	Revaluation	0.00	0.00	(4,130.49)	0.00	8,796.76	0.00	0.00	0.00
	30/06/2022	Revaluation	0.00	0.00	(5,401.41)	0.00	3,395.35	0.00	0.00	0.00
	30/06/2022		623.00	5,311.31	(8,642.91)	0.00	3,395.35	6,212.25	4,682.06	1,530.19
MRNA.NDQ1 - Moderna Inc										
	07/10/2021	Purchase	21.00	9,611.20	0.00	0.00	9,611.20	0.00	0.00	0.00
	14/10/2021	Revaluation	0.00	0.00	(177.69)	0.00	9,433.51	0.00	0.00	0.00
	11/11/2021	Revaluation	0.00	0.00	(2,429.98)	0.00	7,003.53	0.00	0.00	0.00
	11/11/2021	Revaluation	0.00	0.00	(510.89)	0.00	6,492.64	0.00	0.00	0.00
	12/11/2021	Revaluation	0.00	0.00	169.90	0.00	6,662.54	0.00	0.00	0.00
	10/02/2022	Disposal	(21.00)	(9,611.20)	0.00	0.00	(2,948.66)	4,410.40	9,611.20	(5,200.80)
	31/03/2022	Revaluation	0.00	0.00	2,948.66	0.00	0.00	0.00	0.00	0.00
	30/06/2022		0.00	0.00	0.00	0.00	0.00	4,410.40	9,611.20	(5,200.80)
NCK.AX - Nick Scali Limited - Accumulation										
	01/07/2021	Opening Balance	674.00	0.00	0.00	0.00	7,899.28	0.00	0.00	0.00
	01/07/2021	Revaluation	0.00	0.00	(195.46)	0.00	7,703.82	0.00	0.00	0.00
	25/08/2021	Disposal	(674.00)	(7,170.87)	0.00	0.00	532.95	7,883.50	7,170.87	712.63
	25/08/2021	Writeback	0.00	0.00	(728.41)	0.00	(195.46)	0.00	0.00	0.00
	02/09/2021	Revaluation	0.00	0.00	195.46	0.00	0.00	0.00	0.00	0.00
	05/10/2021	Revaluation	0.00	0.00	195.46	0.00	195.46	0.00	0.00	0.00
	05/10/2021	Revaluation	0.00	0.00	(195.46)	0.00	0.00	0.00	0.00	0.00
	30/06/2022		0.00	(7,170.87)	(728.41)	0.00	0.00	7,883.50	7,170.87	712.63
NET.NYE - Cloudflare Inc - Ordinary Shares - Class A										
	01/07/2021	Opening Balance	383.00	0.00	0.00	0.00	53,919.54	0.00	0.00	0.00
	01/07/2021	Revaluation	0.00	0.00	(489.93)	0.00	53,429.61	0.00	0.00	0.00
	11/08/2021	Disposal	(183.00)	(7,902.01)	0.00	0.00	45,527.60	30,728.49	7,902.01	22,826.48
	11/08/2021	Writeback	0.00	0.00	(18,386.71)	0.00	27,140.89	0.00	0.00	0.00
	01/09/2021	Disposal	(100.00)	(3,768.02)	0.00	0.00	23,372.87	16,889.53	3,768.02	13,121.51
	01/09/2021	Writeback	0.00	0.00	(10,047.39)	0.00	13,325.48	0.00	0.00	0.00

Treloar N & J Superfund

Market Movement Report

As at 30 June 2022

Investment	Date	Description	Unrealised				Realised			Total
			Units	Accounting Cost Movement	Market Movement	Depreciation	Balance	Consideration	Accounting Cost Base	
	02/09/2021	Revaluation	0.00	0.00	4,101.35	0.00	17,426.83	0.00	0.00	0.00
	05/10/2021	Revaluation	0.00	0.00	3,961.51	0.00	21,388.34	0.00	0.00	0.00
	05/10/2021	Revaluation	0.00	0.00	(4,101.35)	0.00	17,286.99	0.00	0.00	0.00
	11/10/2021	Purchase	106.00	19,454.22	0.00	0.00	36,741.21	0.00	0.00	0.00
	14/10/2021	Revaluation	0.00	0.00	12,815.47	0.00	49,556.68	0.00	0.00	0.00
	11/11/2021	Revaluation	0.00	0.00	17,093.30	0.00	66,649.98	0.00	0.00	0.00
	11/11/2021	Revaluation	0.00	0.00	(11,297.35)	0.00	55,352.63	0.00	0.00	0.00
	12/11/2021	Revaluation	0.00	0.00	2,532.05	0.00	57,884.68	0.00	0.00	0.00
	31/03/2022	Revaluation	0.00	0.00	(22,086.60)	0.00	35,798.08	0.00	0.00	0.00
	02/05/2022	Disposal	(206.00)	(23,222.24)	0.00	0.00	12,575.84	26,558.31	23,222.24	3,336.07
	02/05/2022	Writeback	0.00	0.00	(12,575.83)	0.00	0.01	0.00	0.00	0.00
	04/05/2022	Purchase	33.00	4,148.84	0.00	0.00	4,148.85	0.00	0.00	0.00
	30/06/2022	Revaluation	0.00	0.00	(2,053.12)	0.00	2,095.73	0.00	0.00	0.00
	30/06/2022		33.00	(11,289.21)	(40,534.60)	0.00	2,095.73	74,176.33	34,892.27	39,284.06
NVDA.NDQ8 - NVIDIA Corp										
	01/07/2021	Opening Balance	7.00	0.00	0.00	0.00	7,449.72	0.00	0.00	0.00
	01/07/2021	Revaluation	0.00	0.00	113.24	0.00	7,562.96	0.00	0.00	0.00
	19/07/2021	Purchase	7.00	7,421.25	0.00	0.00	14,984.21	0.00	0.00	0.00
	20/07/2021	Share Split	42.00	0.00	0.00	0.00	14,984.21	0.00	0.00	0.00
	02/09/2021	Revaluation	0.00	0.00	2,010.04	0.00	16,994.25	0.00	0.00	0.00
	05/10/2021	Revaluation	0.00	0.00	779.81	0.00	17,774.06	0.00	0.00	0.00
	05/10/2021	Revaluation	0.00	0.00	(2,010.04)	0.00	15,764.02	0.00	0.00	0.00
	14/10/2021	Revaluation	0.00	0.00	1,612.19	0.00	17,376.21	0.00	0.00	0.00
	11/11/2021	Revaluation	0.00	0.00	1,772.70	0.00	19,148.91	0.00	0.00	0.00
	11/11/2021	Revaluation	0.00	0.00	5,652.06	0.00	24,800.97	0.00	0.00	0.00
	11/11/2021	Revaluation	0.00	0.00	(152.18)	0.00	24,648.79	0.00	0.00	0.00
	11/11/2021	Revaluation	0.00	0.00	(1,348.68)	0.00	23,300.11	0.00	0.00	0.00
	12/11/2021	Revaluation	0.00	0.00	13.59	0.00	23,313.70	0.00	0.00	0.00
	31/03/2022	Revaluation	0.00	0.00	(476.63)	0.00	22,837.07	0.00	0.00	0.00
	30/06/2022	Revaluation	0.00	0.00	(10,514.47)	0.00	12,322.60	0.00	0.00	0.00
	30/06/2022		56.00	7,421.25	(2,548.37)	0.00	12,322.60	0.00	0.00	0.00
NVX.AX - Novonix Limited										
	06/10/2021	Purchase	228.00	1,310.60	0.00	0.00	1,310.60	0.00	0.00	0.00
	14/10/2021	Revaluation	0.00	0.00	(81.68)	0.00	1,228.92	0.00	0.00	0.00
	11/11/2021	Revaluation	0.00	0.00	859.56	0.00	2,088.48	0.00	0.00	0.00

Treloar N & J Superfund

Market Movement Report

As at 30 June 2022

Investment	Date	Description	Unrealised				Realised			Total
			Units	Accounting Cost Movement	Market Movement	Depreciation	Balance	Consideration	Accounting Cost Base	
	11/11/2021	Revaluation	0.00	0.00	(29.64)	0.00	2,058.84	0.00	0.00	0.00
	12/11/2021	Purchase	1,122.00	9,995.79	0.00	0.00	12,054.63	0.00	0.00	0.00
	12/11/2021	Revaluation	0.00	0.00	297.87	0.00	12,352.50	0.00	0.00	0.00
	31/03/2022	Revaluation	0.00	0.00	(4,725.00)	0.00	7,627.50	0.00	0.00	0.00
	30/06/2022	Revaluation	0.00	0.00	(4,549.50)	0.00	3,078.00	0.00	0.00	0.00
	30/06/2022		1,350.00	11,306.39	(8,228.39)	0.00	3,078.00	0.00	0.00	0.00
OP26 - OP26										
	01/07/2021	Purchase	72.00	0.00	0.00	0.00	0.00	0.00	0.00	0.00
	30/06/2022		72.00	0.00	0.00	0.00	0.00	0.00	0.00	0.00
PATH.NYE - UiPath Inc - Ordinary Shares - Class A										
	01/07/2021	Opening Balance	86.00	0.00	0.00	0.00	7,770.66	0.00	0.00	0.00
	01/07/2021	Revaluation	0.00	0.00	(26.87)	0.00	7,743.79	0.00	0.00	0.00
	27/08/2021	Disposal	(86.00)	(7,785.63)	0.00	0.00	(41.84)	7,395.22	7,785.63	(390.41)
	27/08/2021	Writeback	0.00	0.00	14.97	0.00	(26.87)	0.00	0.00	0.00
	02/09/2021	Revaluation	0.00	0.00	26.87	0.00	0.00	0.00	0.00	0.00
	05/10/2021	Revaluation	0.00	0.00	26.87	0.00	26.87	0.00	0.00	0.00
	05/10/2021	Revaluation	0.00	0.00	(26.87)	0.00	0.00	0.00	0.00	0.00
	07/10/2021	Purchase	133.00	9,734.30	0.00	0.00	9,734.30	0.00	0.00	0.00
	14/10/2021	Revaluation	0.00	0.00	(499.19)	0.00	9,235.11	0.00	0.00	0.00
	11/11/2021	Revaluation	0.00	0.00	904.03	0.00	10,139.14	0.00	0.00	0.00
	11/11/2021	Revaluation	0.00	0.00	322.04	0.00	10,461.18	0.00	0.00	0.00
	12/11/2021	Revaluation	0.00	0.00	(660.02)	0.00	9,801.16	0.00	0.00	0.00
	31/03/2022	Revaluation	0.00	0.00	(4,219.50)	0.00	5,581.66	0.00	0.00	0.00
	30/06/2022	Revaluation	0.00	0.00	(2,069.87)	0.00	3,511.79	0.00	0.00	0.00
	30/06/2022		133.00	1,948.67	(6,207.54)	0.00	3,511.79	7,395.22	7,785.63	(390.41)
PLS.AX - Pilbara Minerals Limited										
	01/07/2021	Opening Balance	8,999.00	0.00	0.00	0.00	13,048.55	0.00	0.00	0.00
	01/07/2021	Revaluation	0.00	0.00	45.00	0.00	13,093.55	0.00	0.00	0.00
	30/08/2021	Disposal	(8,999.00)	(9,864.91)	0.00	0.00	3,228.64	20,411.38	9,864.91	10,546.47
	30/08/2021	Writeback	0.00	0.00	(3,183.64)	0.00	45.00	0.00	0.00	0.00
	02/09/2021	Revaluation	0.00	0.00	(45.00)	0.00	0.00	0.00	0.00	0.00
	05/10/2021	Revaluation	0.00	0.00	(45.00)	0.00	(45.00)	0.00	0.00	0.00
	05/10/2021	Revaluation	0.00	0.00	45.00	0.00	0.00	0.00	0.00	0.00
	14/10/2021	Purchase	4,873.00	9,791.60	0.00	0.00	9,791.60	0.00	0.00	0.00

Treloar N & J Superfund

Market Movement Report

As at 30 June 2022

Investment	Date	Description	Unrealised				Realised			Total
			Units	Accounting Cost Movement	Market Movement	Depreciation	Balance	Consideration	Accounting Cost Base	
	14/10/2021	Revaluation	0.00	0.00	246.78	0.00	10,038.38	0.00	0.00	0.00
	21/10/2021	Purchase	4,757.00	9,999.60	0.00	0.00	20,037.98	0.00	0.00	0.00
	11/11/2021	Revaluation	0.00	0.00	2,743.00	0.00	22,780.98	0.00	0.00	0.00
	11/11/2021	Revaluation	0.00	0.00	(246.78)	0.00	22,534.20	0.00	0.00	0.00
	12/11/2021	Revaluation	0.00	0.00	963.00	0.00	23,497.20	0.00	0.00	0.00
	31/03/2022	Revaluation	0.00	0.00	7,415.10	0.00	30,912.30	0.00	0.00	0.00
	30/06/2022	Revaluation	0.00	0.00	(8,859.60)	0.00	22,052.70	0.00	0.00	0.00
	30/06/2022		9,630.00	9,926.29	(922.14)	0.00	22,052.70	20,411.38	9,864.91	10,546.47
PWH.AX - Pwr Holdings Limited										
	01/07/2021	Opening Balance	1,296.00	0.00	0.00	0.00	9,188.64	0.00	0.00	0.00
	01/07/2021	Revaluation	0.00	0.00	(259.20)	0.00	8,929.44	0.00	0.00	0.00
	25/08/2021	Disposal	(1,296.00)	(7,160.68)	0.00	0.00	1,768.76	10,181.82	7,160.68	3,021.14
	25/08/2021	Writeback	0.00	0.00	(2,027.96)	0.00	(259.20)	0.00	0.00	0.00
	02/09/2021	Revaluation	0.00	0.00	259.20	0.00	0.00	0.00	0.00	0.00
	05/10/2021	Revaluation	0.00	0.00	259.20	0.00	259.20	0.00	0.00	0.00
	05/10/2021	Revaluation	0.00	0.00	(259.20)	0.00	0.00	0.00	0.00	0.00
	30/06/2022		0.00	(7,160.68)	(2,027.96)	0.00	0.00	10,181.82	7,160.68	3,021.14
SHOP.NYE2 - Shopify Inc - Ordinary Shares - Class A										
	01/07/2021	Opening Balance	5.00	0.00	0.00	0.00	9,716.55	0.00	0.00	0.00
	01/07/2021	Revaluation	0.00	0.00	25.53	0.00	9,742.08	0.00	0.00	0.00
	27/08/2021	Disposal	(5.00)	(6,219.85)	0.00	0.00	3,522.23	10,611.68	6,219.85	4,391.83
	27/08/2021	Writeback	0.00	0.00	(3,496.70)	0.00	25.53	0.00	0.00	0.00
	02/09/2021	Revaluation	0.00	0.00	(25.53)	0.00	0.00	0.00	0.00	0.00
	05/10/2021	Revaluation	0.00	0.00	(25.53)	0.00	(25.53)	0.00	0.00	0.00
	05/10/2021	Revaluation	0.00	0.00	25.53	0.00	0.00	0.00	0.00	0.00
	07/10/2021	Purchase	8.00	14,807.25	0.00	0.00	14,807.25	0.00	0.00	0.00
	14/10/2021	Revaluation	0.00	0.00	425.56	0.00	15,232.81	0.00	0.00	0.00
	11/11/2021	Revaluation	0.00	0.00	957.53	0.00	16,190.34	0.00	0.00	0.00
	11/11/2021	Revaluation	0.00	0.00	133.21	0.00	16,323.55	0.00	0.00	0.00
	12/11/2021	Revaluation	0.00	0.00	2,005.20	0.00	18,328.75	0.00	0.00	0.00
	31/03/2022	Revaluation	0.00	0.00	(10,373.87)	0.00	7,954.88	0.00	0.00	0.00
	30/06/2022	Revaluation	0.00	0.00	(7,592.10)	0.00	362.78	0.00	0.00	0.00
	30/06/2022		8.00	8,587.40	(17,941.17)	0.00	362.78	10,611.68	6,219.85	4,391.83

Treloar N & J Superfund

Market Movement Report

As at 30 June 2022

Investment	Date	Description	Unrealised				Realised			Total
			Units	Accounting Cost Movement	Market Movement	Depreciation	Balance	Consideration	Accounting Cost Base	
SHSADCPU - DC Power Co										
	01/07/2021	Opening Balance	889.00	0.00	0.00	0.00	0.00	0.00	0.00	0.00
	30/06/2022	Disposal	(889.00)	(499.73)	0.00	0.00	(499.73)	0.00	499.73	(499.73)
	30/06/2022	Writeback	0.00	0.00	499.73	0.00	0.00	0.00	0.00	0.00
	30/06/2022		0.00	(499.73)	499.73	0.00	0.00	0.00	499.73	(499.73)
SHSAGPSIPFI - GPS Invest Pooled Fund Investment										
	01/07/2021	Opening Balance	390,971.13	0.00	0.00	0.00	390,971.13	0.00	0.00	0.00
	01/07/2021	Purchase	1,767.40	1,767.40	0.00	0.00	392,738.53	0.00	0.00	0.00
	01/08/2021	Purchase	1,834.57	1,834.57	0.00	0.00	394,573.10	0.00	0.00	0.00
	01/09/2021	Disposal	(394,573.10)	(394,573.10)	0.00	0.00	0.00	394,573.10	394,573.10	0.00
	01/04/2022	Purchase	50,000.00	50,000.00	0.00	0.00	50,000.00	0.00	0.00	0.00
	01/05/2022	Purchase	184.93	184.93	0.00	0.00	50,184.93	0.00	0.00	0.00
	04/05/2022	Purchase	46,868.54	46,868.54	0.00	0.00	97,053.47	0.00	0.00	0.00
	01/06/2022	Purchase	386.46	386.46	0.00	0.00	97,439.93	0.00	0.00	0.00
	22/06/2022	Disposal	(97,439.93)	(97,439.93)	0.00	0.00	0.00	97,439.93	97,439.93	0.00
	30/06/2022		0.00	(390,971.13)	0.00	0.00	0.00	492,013.03	492,013.03	0.00
SP1.AX - Southern Cross Payments Ltd										
	25/05/2022	Code/Class Change	7,500.00	9,082.50	0.00	0.00	9,082.50	0.00	0.00	0.00
	30/06/2022	Revaluation	0.00	0.00	(1,057.50)	0.00	8,025.00	0.00	0.00	0.00
	30/06/2022		7,500.00	9,082.50	(1,057.50)	0.00	8,025.00	0.00	0.00	0.00
SQ.NYE3 - Block Inc - Ordinary Shares - Class A										
	07/10/2021	Purchase	30.00	9,537.07	0.00	0.00	9,537.07	0.00	0.00	0.00
	14/10/2021	Revaluation	0.00	0.00	509.36	0.00	10,046.43	0.00	0.00	0.00
	11/11/2021	Revaluation	0.00	0.00	(962.64)	0.00	9,083.79	0.00	0.00	0.00
	11/11/2021	Revaluation	0.00	0.00	219.74	0.00	9,303.53	0.00	0.00	0.00
	12/11/2021	Revaluation	0.00	0.00	54.23	0.00	9,357.76	0.00	0.00	0.00
	31/03/2022	Revaluation	0.00	0.00	(3,470.03)	0.00	5,887.73	0.00	0.00	0.00
	04/05/2022	Disposal	(30.00)	(9,537.07)	0.00	0.00	(3,649.34)	4,191.96	9,537.07	(5,345.11)
	04/05/2022	Writeback	0.00	0.00	3,649.34	0.00	0.00	0.00	0.00	0.00
	30/06/2022		0.00	0.00	0.00	0.00	0.00	4,191.96	9,537.07	(5,345.11)
TPW.AX - Temple & Webster Group Ltd										
	01/07/2021	Opening Balance	0.00	0.00	0.00	0.00	0.00	0.00	0.00	0.00
	11/10/2021	Purchase	852.00	9,934.68	0.00	0.00	9,934.68	0.00	0.00	0.00
	14/10/2021	Revaluation	0.00	0.00	1,039.08	0.00	10,973.76	0.00	0.00	0.00

Treloar N & J Superfund

Market Movement Report

As at 30 June 2022

Investment	Date	Description	Unrealised				Realised			Total
			Units	Accounting Cost Movement	Market Movement	Depreciation	Balance	Consideration	Accounting Cost Base	
	21/10/2021	Purchase	479.00	5,997.40	0.00	0.00	16,971.16	0.00	0.00	0.00
	11/11/2021	Revaluation	0.00	0.00	(1,810.17)	0.00	15,160.99	0.00	0.00	0.00
	11/11/2021	Revaluation	0.00	0.00	(1,039.08)	0.00	14,121.91	0.00	0.00	0.00
	12/11/2021	Revaluation	0.00	0.00	332.75	0.00	14,454.66	0.00	0.00	0.00
	31/03/2022	Revaluation	0.00	0.00	(5,297.38)	0.00	9,157.28	0.00	0.00	0.00
	06/05/2022	Disposal	(1,331.00)	(15,932.08)	0.00	0.00	(6,774.80)	6,715.47	15,932.08	(9,216.61)
	06/05/2022	Writeback	0.00	0.00	6,774.80	0.00	0.00	0.00	0.00	0.00
	30/06/2022		0.00	0.00	0.00	0.00	0.00	6,715.47	15,932.08	(9,216.61)
VTPL - Visie Three Pty Ltd										
	22/06/2022	Purchase	97,439.93	97,439.93	0.00	0.00	97,439.93	0.00	0.00	0.00
	30/06/2022		97,439.93	97,439.93	0.00	0.00	97,439.93	0.00	0.00	0.00
Z1P.AX - Zip Co Limited.										
	01/07/2021	Opening Balance	678.00	0.00	0.00	0.00	5,132.46	0.00	0.00	0.00
	01/07/2021	Revaluation	0.00	0.00	88.14	0.00	5,220.60	0.00	0.00	0.00
	25/08/2021	Disposal	(678.00)	(7,170.89)	0.00	0.00	(1,950.29)	4,744.86	7,170.89	(2,426.03)
	25/08/2021	Writeback	0.00	0.00	2,038.43	0.00	88.14	0.00	0.00	0.00
	02/09/2021	Revaluation	0.00	0.00	(88.14)	0.00	0.00	0.00	0.00	0.00
	05/10/2021	Revaluation	0.00	0.00	(88.14)	0.00	(88.14)	0.00	0.00	0.00
	05/10/2021	Revaluation	0.00	0.00	88.14	0.00	0.00	0.00	0.00	0.00
	30/06/2022		0.00	(7,170.89)	2,038.43	0.00	0.00	4,744.86	7,170.89	(2,426.03)
Total Market Movement			(184,941.90)				91,731.60			(93,210.30)

**CCH**

a Wolters Kluwer business

Suggested Retail Price: \$80

Archer Materials Limited**AXE**

Registry: Computershare Investor Services Pty Limited GPO Box 1903 ADELAIDE SA 5001 Registry Phone: (08) 8236 2300
Further registry details, including free-call phone and fax, email address etc., may be found in CGT Reporter listing for this corporate entity

Security Prices

Security	Price (¢)	Date	Security	Price (¢)	Date	Security	Price (¢)	Date
AXE	55.0	30/06/2022	AXE	7.2	30/06/2016	AXE	10.0	30/06/2010
AXE	112.5	31/12/2021	AXE	8.2	31/12/2015	AXE	15.0	31/12/2009
AXE	95.0	30/06/2021	AXE	9.3	30/06/2015	AXEO	0.3	31/12/2009
AXE	52.0	31/12/2020	AXE	13.0	31/12/2014	AXE	7.5	30/06/2009
AXE	60.0	30/06/2020	AXE	14.5	30/06/2014	AXEO	1.0	30/06/2009
AXE	15.5	31/12/2019	AXE	17.5	31/12/2013	AXE	5.0	31/12/2008
AXE	11.0	30/06/2019	AXE	13.0	30/06/2013	AXEO	1.5	31/12/2008
AXE	8.0	31/12/2018	AXE	19.0	31/12/2012	AXE	14.0	30/06/2008
AXE	11.0	30/06/2018	AXE	21.5	30/06/2012	AXEO	3.6	30/06/2008
AXE	14.0	31/12/2017	AXE	11.5	31/12/2011	AXE	20.0	31/12/2007
AXE	3.6	30/06/2017	AXE	13.5	30/06/2011	AXE	16.0	14/08/2007
AXE	6.8	31/12/2016	AXE	17.0	31/12/2010			

Dividends

Share Type	Dividend Type	Period Ending	Record Date	Dividend Paid	Dividend Amount (¢)	Frank Imputation (%)	LIC Credit (¢)	DCG (%)	D.R.P. (¢)	BOP/DEP (¢)	Notes
ORD	Nil	31/12/17	01/01/01	01/01/01	0.000	0.0					No dividend paid since listing; 14/8/07.

Corporate Actions

Activity	Date	Description / Notes
ATO Ruling	15/12/2021	CR 2021/98: AXE return of capital after sales of project to iTech Minerals Ltd (ITM) by in-specie distribution of 1 ITM share for every 4.785 AXE shares. Record date 13/10/21. implementation date 15/10/21. CGT event G1 applies.
ATO Ruling	15/12/2021	CR 2021/98: Capital reduction amount 20 cents per iTech share (multiplied by the number of iTech shares received)
Capital Return of Equity	13/10/2021	Capital reduction amount was 4.17973c per share. (20c per ITM share / 4.785)
Purchase Plan	01/10/2021	SPP of shares at \$1.45 per share. Record date 01/10/21. Issue date 27/10/21.
Purchase Plan	27/05/2020	SPP of shares at 60c each as at 27/05/20 to raise \$3M. Payable 22/06/20
Name changed	05/11/2019	from: Archer Exploration Limited
Purchase Plan	04/11/2019	SPP of 15.3M shares at 13c each to raise \$3M as at 4/11/19. Payable 26/11/19.
Placement	21/05/2019	Placement of 4.28M shares at 7c each to raise \$0.3M
Purchase Plan	03/11/2017	Archer Explorations Share Purchase Plan offered shares at 7.5c each, with 1:2 free 28/2/19 7.5c options.
Purchase Plan	10/05/2016	Archer Explorations Share Purchase Plan offered shares at 8c each, with 1:1 free 30/6/17 12c options. Payable 7/6/16.
Purchase Plan	28/03/2012	Archer Exploration placed 10M shares at 30c, ahead of a Share Purchase Plan, also at 30c. Payable 3/5/12.
Placement	04/07/2011	Archer Exploration placed 3M shares at 17.5c each to raise \$0.5M.
Note	13/01/2010	Hudson Investment swapped 2 HGL per 3 AXE with select investors to emerge with 18.2% of Archer.
Bonus Issue	13/02/2008	1 : 2 bonus of 10 Options at 13/02/08 Ex 7/02/08 1:2 bonus of options, exercisable at 25c by 2/2010.
Public Offer	14/08/2007	Listed on 14/8/07 as Archer Exploration Ltd: IPO of 35M shrs at 20c ea to raise \$7M. Broker: Lands Kirwan Tong.
Priority	29/06/2007	UraniumSA shareholders got priority in Archer Explorations IPO of shares at 20c each.
Note	01/06/2007	Prior to its IPO Archer issued 29M shares incl 18.4M to vendors, 6M shares at 10c ea & 4M shares at 0.001c ea.

Archer Materials Limited

Treloar N & J Superfund

Realised Capital Gains Report

For The Period 01 July 2021 - 30 June 2022

Investment		Accounting Treatment				Tax Treatment						
Purchase Contract Date	Disposal Contract Date	Units	Cost	Proceeds	Accounting Profit/(Loss)	Adjusted Cost Base	Reduced Cost Base	Indexed Cost Base	Indexed Gains	Discounted Gains (Gross)	Other Gains	Capital Loss
Fixed Interest Securities (Australian) - Unitised												
SHSAGPSIPFI - GPS Invest Pooled Fund Investment												
30/06/2019	01/09/2021	357,744.11	357,744.11	357,744.11	0.00	357,744.11	357,744.11	0.00	0.00	0.00	0.00	0.00
01/08/2020	01/09/2021	4,760.52	4,760.52	4,760.52	0.00	4,760.52	4,760.52	0.00	0.00	0.00	0.00	0.00
01/09/2020	01/09/2021	4,786.80	4,786.80	4,786.80	0.00	4,786.80	4,786.80	0.00	0.00	0.00	0.00	0.00
01/07/2020	01/09/2021	4,582.47	4,582.47	4,582.47	0.00	4,582.47	4,582.47	0.00	0.00	0.00	0.00	0.00
01/10/2020	01/09/2021	4,657.96	4,657.96	4,657.96	0.00	4,657.96	4,657.96	0.00	0.00	0.00	0.00	0.00
01/11/2020	01/09/2021	4,838.94	4,838.94	4,838.94	0.00	4,838.94	4,838.94	0.00	0.00	0.00	0.00	0.00
01/07/2021	01/09/2021	1,767.40	1,767.40	1,767.40	0.00	1,767.40	1,767.40	0.00	0.00	0.00	0.00	0.00
01/08/2021	01/09/2021	1,834.57	1,834.57	1,834.57	0.00	1,834.57	1,834.57	0.00	0.00	0.00	0.00	0.00
01/01/2021	01/09/2021	4,891.64	4,891.64	4,891.64	0.00	4,891.64	4,891.64	0.00	0.00	0.00	0.00	0.00
01/12/2020	01/09/2021	4,708.69	4,708.69	4,708.69	0.00	4,708.69	4,708.69	0.00	0.00	0.00	0.00	0.00
		394,573.10	394,573.10	394,573.10	0.00	394,573.10	394,573.10	0.00	0.00	0.00	0.00	0.00
01/06/2022	22/06/2022	386.46	386.46	386.46	0.00	386.46	386.46	0.00	0.00	0.00	0.00	0.00
04/05/2022	22/06/2022	46,868.54	46,868.54	46,868.54	0.00	46,868.54	46,868.54	0.00	0.00	0.00	0.00	0.00
01/05/2022	22/06/2022	184.93	184.93	184.93	0.00	184.93	184.93	0.00	0.00	0.00	0.00	0.00
04/04/2022	22/06/2022	50,000.00	50,000.00	50,000.00	0.00	50,000.00	50,000.00	0.00	0.00	0.00	0.00	0.00
		97,439.93	97,439.93	97,439.93	0.00	97,439.93	97,439.93	0.00	0.00	0.00	0.00	0.00
		492,013.03	492,013.03	492,013.03	0.00	492,013.03	492,013.03	0.00	0.00	0.00	0.00	0.00
Shares in Listed Companies (Australian)												
AEF.AX - Australian Ethical Investment Limited												
10/06/2021	26/08/2021	1,010.00	7,568.37	9,379.91	1,811.54	7,568.37	7,568.37	0.00	0.00	0.00	1,811.54	0.00
26/02/2021	26/08/2021	232.00	1,527.36	2,154.59	627.24	1,527.36	1,527.36	0.00	0.00	0.00	627.24	0.00

Treloar N & J Superfund

Realised Capital Gains Report

For The Period 01 July 2021 - 30 June 2022

Investment		Accounting Treatment				Tax Treatment						
Purchase Contract Date	Disposal Contract Date	Units	Cost	Proceeds	Accounting Profit/(Loss)	Adjusted Cost Base	Reduced Cost Base	Indexed Cost Base	Indexed Gains	Discounted Gains (Gross)	Other Gains	Capital Loss
Shares in Listed Companies (Australian)												
09/03/2021	26/08/2021	768.00	4,969.84	7,132.45	2,162.61	4,969.84	4,969.84	0.00	0.00	0.00	2,162.61	0.00
		2,010.00	14,065.57	18,666.95	4,601.39	14,065.57	14,065.57	0.00	0.00	0.00	4,601.39	0.00
APT.AX - Afterpay Limited												
09/03/2021	30/08/2021	91.00	9,925.93	12,015.75	2,089.82	9,925.93	9,925.93	0.00	0.00	0.00	2,089.82	0.00
		91.00	9,925.93	12,015.75	2,089.82	9,925.93	9,925.93	0.00	0.00	0.00	2,089.82	0.00
ASM.AX - Australian Strategic Materials Limited												
09/11/2020	25/08/2021	2,854.00	9,940.29	36,174.52	26,234.23	9,940.29	9,940.29	0.00	0.00	0.00	26,234.23	0.00
11/11/2020	25/08/2021	746.00	2,556.93	9,455.57	6,898.64	2,556.93	2,556.93	0.00	0.00	0.00	6,898.64	0.00
		3,600.00	12,497.22	45,630.09	33,132.87	12,497.22	12,497.22	0.00	0.00	0.00	33,132.87	0.00
27/08/2020	31/08/2021	800.00	1,860.15	10,190.10	8,329.95	1,860.15	1,860.15	0.00	0.00	8,329.95	0.00	0.00
		800.00	1,860.15	10,190.10	8,329.95	1,860.15	1,860.15	0.00	0.00	8,329.95	0.00	0.00
AUB.AX - AUB Group Limited												
05/03/2021	25/08/2021	371.00	7,176.06	9,319.09	2,143.03	7,176.06	7,176.06	0.00	0.00	0.00	2,143.03	0.00
		371.00	7,176.06	9,319.09	2,143.03	7,176.06	7,176.06	0.00	0.00	0.00	2,143.03	0.00
CCP.AX - Credit Corp Group Limited												
05/03/2021	25/08/2021	213.00	7,171.50	6,621.48	(550.02)	7,171.50	7,171.50	0.00	0.00	0.00	0.00	(550.02)
		213.00	7,171.50	6,621.48	(550.02)	7,171.50	7,171.50	0.00	0.00	0.00	0.00	(550.02)
DDR.AX - Dicker Data Limited												
20/03/2020	26/08/2021	458.00	2,391.05	7,151.38	4,760.33	2,391.05	2,391.05	0.00	0.00	4,760.33	0.00	0.00
15/09/2020	26/08/2021	708.00	5,290.13	11,054.97	5,764.84	5,290.13	5,290.13	0.00	0.00	0.00	5,764.84	0.00

Treloar N & J Superfund

Realised Capital Gains Report

For The Period 01 July 2021 - 30 June 2022

Investment		Accounting Treatment				Tax Treatment						
Purchase Contract Date	Disposal Contract Date	Units	Cost	Proceeds	Accounting Profit/(Loss)	Adjusted Cost Base	Reduced Cost Base	Indexed Cost Base	Indexed Gains	Discounted Gains (Gross)	Other Gains	Capital Loss
Shares in Listed Companies (Australian)												
		1,166.00	7,681.18	18,206.35	10,525.17	7,681.18	7,681.18	0.00	0.00	4,760.33	5,764.84	0.00
DTL.AX - Data#3 Limited												
04/06/2021	26/08/2021	1,793.00	9,958.46	9,621.90	(336.56)	9,958.46	9,958.46	0.00	0.00	0.00	0.00	(336.56)
		1,793.00	9,958.46	9,621.90	(336.56)	9,958.46	9,958.46	0.00	0.00	0.00	0.00	(336.56)
EML.AX - EML Payments Limited												
02/03/2021	25/08/2021	1,789.00	8,938.64	6,715.70	(2,222.94)	8,938.64	8,938.64	0.00	0.00	0.00	0.00	(2,222.94)
		1,789.00	8,938.64	6,715.70	(2,222.94)	8,938.64	8,938.64	0.00	0.00	0.00	0.00	(2,222.94)
EOS.AX - Electro Optic Systems Holdings Limited												
12/05/2022	30/05/2022	269.00	524.55	504.14	(20.41)	524.55	524.55	0.00	0.00	0.00	0.00	(20.41)
		269.00	524.55	504.14	(20.41)	524.55	524.55	0.00	0.00	0.00	0.00	(20.41)
HLA.AX - Healthia Limited												
05/03/2021	25/08/2021	3,861.00	7,140.36	6,295.31	(845.05)	7,140.36	7,140.36	0.00	0.00	0.00	0.00	(845.05)
		3,861.00	7,140.36	6,295.31	(845.05)	7,140.36	7,140.36	0.00	0.00	0.00	0.00	(845.05)
JIN.AX - Jumbo Interactive Limited												
03/06/2020	25/08/2021	567.00	6,795.78	9,868.35	3,072.57	6,795.78	6,795.78	0.00	0.00	3,072.57	0.00	0.00
		567.00	6,795.78	9,868.35	3,072.57	6,795.78	6,795.78	0.00	0.00	3,072.57	0.00	0.00
LOV.AX - Lovisa Holdings Limited												
05/03/2021	25/08/2021	476.00	7,174.91	7,847.66	672.75	7,174.91	7,174.91	0.00	0.00	0.00	672.75	0.00
		476.00	7,174.91	7,847.66	672.75	7,174.91	7,174.91	0.00	0.00	0.00	672.75	0.00
MP1.AX - Megaport Limited												

Treloar N & J Superfund

Realised Capital Gains Report

For The Period 01 July 2021 - 30 June 2022

Investment		Accounting Treatment				Tax Treatment						
Purchase Contract Date	Disposal Contract Date	Units	Cost	Proceeds	Accounting Profit/(Loss)	Adjusted Cost Base	Reduced Cost Base	Indexed Cost Base	Indexed Gains	Discounted Gains (Gross)	Other Gains	Capital Loss
Shares in Listed Companies (Australian)												
03/02/2021	27/08/2021	365.00	4,682.06	6,212.25	1,530.19	4,682.06	4,682.06	0.00	0.00	0.00	1,530.19	0.00
		365.00	4,682.06	6,212.25	1,530.19	4,682.06	4,682.06	0.00	0.00	0.00	1,530.19	0.00
NCK.AX - Nick Scali Limited - Accumulation												
05/03/2021	25/08/2021	674.00	7,170.87	7,883.50	712.63	7,170.87	7,170.87	0.00	0.00	0.00	712.63	0.00
		674.00	7,170.87	7,883.50	712.63	7,170.87	7,170.87	0.00	0.00	0.00	712.63	0.00
PLS.AX - Pilbara Minerals Limited												
01/02/2021	30/08/2021	8,999.00	9,864.91	20,411.38	10,546.47	9,864.91	9,864.91	0.00	0.00	0.00	10,546.47	0.00
		8,999.00	9,864.91	20,411.38	10,546.47	9,864.91	9,864.91	0.00	0.00	0.00	10,546.47	0.00
PWH.AX - Pwr Holdings Limited												
05/03/2021	25/08/2021	1,296.00	7,160.68	10,181.82	3,021.14	7,160.68	7,160.68	0.00	0.00	0.00	3,021.14	0.00
		1,296.00	7,160.68	10,181.82	3,021.14	7,160.68	7,160.68	0.00	0.00	0.00	3,021.14	0.00
TPW.AX - Temple & Webster Group Ltd												
21/10/2021	06/05/2022	479.00	5,997.40	2,416.76	(3,580.64)	5,997.40	5,997.40	0.00	0.00	0.00	0.00	(3,580.64)
11/10/2021	06/05/2022	852.00	9,934.68	4,298.71	(5,635.97)	9,934.68	9,934.68	0.00	0.00	0.00	0.00	(5,635.97)
		1,331.00	15,932.08	6,715.47	(9,216.61)	15,932.08	15,932.08	0.00	0.00	0.00	0.00	(9,216.61)
Z1P.AX - Zip Co Limited.												
03/03/2021	25/08/2021	678.00	7,170.89	4,744.86	(2,426.03)	7,170.89	7,170.89	0.00	0.00	0.00	0.00	(2,426.03)
		678.00	7,170.89	4,744.86	(2,426.03)	7,170.89	7,170.89	0.00	0.00	0.00	0.00	(2,426.03)
		30,349.00	152,891.80	217,652.15	64,760.36	152,891.80	152,891.80	0.00	0.00	16,162.85	64,215.13	(15,617.62)

Shares in Listed Companies (Overseas)

Treloar N & J Superfund

Realised Capital Gains Report

For The Period 01 July 2021 - 30 June 2022

Investment		Accounting Treatment				Tax Treatment						
Purchase Contract Date	Disposal Contract Date	Units	Cost	Proceeds	Accounting Profit/(Loss)	Adjusted Cost Base	Reduced Cost Base	Indexed Cost Base	Indexed Gains	Discounted Gains (Gross)	Other Gains	Capital Loss
Shares in Listed Companies (Overseas)												
CRSR.NDQ - Corsair Gaming Inc												
22/06/2021	27/08/2021	188.00	8,300.12	7,066.24	(1,233.88)	8,300.12	8,300.12	0.00	0.00	0.00	0.00	(1,233.88)
		188.00	8,300.12	7,066.24	(1,233.88)	8,300.12	8,300.12	0.00	0.00	0.00	0.00	(1,233.88)
07/10/2021	02/05/2022	274.00	9,793.75	5,759.04	(4,034.71)	9,793.75	9,793.75	0.00	0.00	0.00	0.00	(4,034.71)
		274.00	9,793.75	5,759.04	(4,034.71)	9,793.75	9,793.75	0.00	0.00	0.00	0.00	(4,034.71)
MRNA.NDQ1 - Moderna Inc												
07/10/2021	10/02/2022	21.00	9,611.20	4,410.40	(5,200.80)	9,611.20	9,611.20	0.00	0.00	0.00	0.00	(5,200.80)
		21.00	9,611.20	4,410.40	(5,200.80)	9,611.20	9,611.20	0.00	0.00	0.00	0.00	(5,200.80)
NET.NYE - Cloudflare Inc - Ordinary Shares - Class A												
28/07/2020	11/08/2021	83.00	4,133.99	13,936.97	9,802.98	4,133.99	4,133.99	0.00	0.00	9,802.98	0.00	0.00
07/05/2020	11/08/2021	100.00	3,768.02	16,791.52	13,023.50	3,768.02	3,768.02	0.00	0.00	13,023.50	0.00	0.00
		183.00	7,902.01	30,728.49	22,826.48	7,902.01	7,902.01	0.00	0.00	22,826.48	0.00	0.00
07/05/2020	01/09/2021	100.00	3,768.02	16,889.53	13,121.51	3,768.02	3,768.02	0.00	0.00	13,121.51	0.00	0.00
		100.00	3,768.02	16,889.53	13,121.51	3,768.02	3,768.02	0.00	0.00	13,121.51	0.00	0.00
07/05/2020	02/05/2022	100.00	3,768.02	12,892.38	9,124.36	3,768.02	3,768.02	0.00	0.00	9,124.36	0.00	0.00
11/10/2021	02/05/2022	106.00	19,454.22	13,665.93	(5,788.29)	19,454.22	19,454.22	0.00	0.00	0.00	0.00	(5,788.29)
		206.00	23,222.24	26,558.31	3,336.07	23,222.24	23,222.24	0.00	0.00	9,124.36	0.00	(5,788.29)
PATH.NYE - UiPath Inc - Ordinary Shares - Class A												
25/06/2021	27/08/2021	86.00	7,785.63	7,395.22	(390.41)	7,785.63	7,785.63	0.00	0.00	0.00	0.00	(390.41)
		86.00	7,785.63	7,395.22	(390.41)	7,785.63	7,785.63	0.00	0.00	0.00	0.00	(390.41)

Treloar N & J Superfund

Realised Capital Gains Report

For The Period 01 July 2021 - 30 June 2022

Investment		Accounting Treatment				Tax Treatment						
Purchase Contract Date	Disposal Contract Date	Units	Cost	Proceeds	Accounting Profit/(Loss)	Adjusted Cost Base	Reduced Cost Base	Indexed Cost Base	Indexed Gains	Discounted Gains (Gross)	Other Gains	Capital Loss
Shares in Listed Companies (Overseas)												
SHOP.NYE2 - Shopify Inc - Ordinary Shares - Class A												
23/09/2020	27/08/2021	5.00	6,219.85	10,611.68	4,391.83	6,219.85	6,219.85	0.00	0.00	0.00	4,391.83	0.00
		5.00	6,219.85	10,611.68	4,391.83	6,219.85	6,219.85	0.00	0.00	0.00	4,391.83	0.00
SQ.NYE3 - Block Inc - Ordinary Shares - Class A												
07/10/2021	04/05/2022	30.00	9,537.07	4,191.96	(5,345.11)	9,537.07	9,537.07	0.00	0.00	0.00	0.00	(5,345.11)
		30.00	9,537.07	4,191.96	(5,345.11)	9,537.07	9,537.07	0.00	0.00	0.00	0.00	(5,345.11)
		1,093.00	86,139.89	113,610.87	27,470.98	86,139.89	86,139.89	0.00	0.00	45,072.35	4,391.83	(21,993.20)
Shares in Unlisted Companies (Australian)												
SHSADCPU - DC Power Co												
07/08/2019	30/06/2022	789.00	449.73	0.00	(449.73)	449.73	449.73	0.00	0.00	0.00	0.00	(449.73)
20/07/2018	30/06/2022	100.00	50.00	0.00	(50.00)	50.00	50.00	0.00	0.00	0.00	0.00	(50.00)
		889.00	499.73	0.00	(499.73)	499.73	499.73	0.00	0.00	0.00	0.00	(499.73)
		889.00	499.73	0.00	(499.73)	499.73	499.73	0.00	0.00	0.00	0.00	(499.73)
		524,344.03	731,544.45	823,276.05	91,731.61	731,544.45	731,544.45	0.00	0.00	61,235.20	68,606.96	(38,110.55)

Mr & Mrs Treloar
 46 Gladstone Street
 PIMLICO QLD 4812

GPS INVEST POOLED FUND INVESTMENT STATEMENT

From: 01 Aug 2021 To: 31 Aug 2021

Investor Name:	Treloar N & J SF Pty Ltd
Investor Number:	170093
TFN:	Held
Non-Resident Withholding Tax:	

BPAY	Billercode: 69526
	Ref: 1700939
Telephone & Internet Banking – BPAY® Contact your bank or financial institution to make this payment from your cheque, savings, debit or transaction account. More info: www.bpay.com.au	

Please check your details and investment activity and call us regarding any errors on this statement. Please retain this statement for taxation purposes. If you have any questions regarding your statement, please call us on 1800 999 109 or email info@gpsinvest.com.au and quote the above investor number.

TRANSACTIONS

Date	Transaction	Amount	Balance
	Balance brought forward from : 31 Jul 2021		\$392,738.53
1/08/2021	Mortgage Pool Distribution	\$1,834.57	\$394,573.10
	Balance as at : 31 Aug 2021		\$394,573.10

Units are issued at an Application Price of \$1.00 per Unit.

Total fees and costs you paid - Nil

Where GPS determines there is an amount available for Distribution, the Fund will pay a Distribution out of income received during the month within 10 business days after the end of the month for which it is calculated.

INTEREST EARNED

Date	Interest Period	Interest Rate	Amount
01/08/2021	01 Jul 2021 to 31 Jul 2021	5.50 %	\$1,834.57

Mr & Mrs Treloar
 389 Stanley Street
 NORTH WARD QLD 4810

GPS INVEST POOLED FUND INVESTMENT STATEMENT

From: 01 Jun 2022 To: 30 Jun 2022

Investor Name:	Treloar N & J SF Pty Ltd
Investor Number:	170093
TFN:	Held
Non-Resident Withholding Tax:	

BPAY	BillerCode: 69526
	Ref: 1700939
Telephone & Internet Banking – BPAY® <small>Contact your bank or financial institution to make this payment from your cheque, savings, debit or transaction account. More info: www.bpay.com.au</small>	

Please check your details and investment activity and call us regarding any errors on this statement. Please retain this statement for taxation purposes. If you have any questions regarding your statement, please call us on 1800 999 109 or email info@gpsinvest.com.au and quote the above investor number.

TRANSACTIONS

Date	Transaction	Amount	Balance
	Balance brought forward from : 31 May 2022		\$97,053.47
1/06/2022	Mortgage Pool Distribution	\$386.46	\$97,439.93
22/06/2022	Withdrawal of Capital	-\$97,439.93	\$0.00
	Balance as at : 30 Jun 2022		\$0.00

Units are issued at an Application Price of \$1.00 per Unit.

Total fees and costs you paid - Nil

Where GPS determines there is an amount available for Distribution, the Fund will pay a Distribution out of income received during the month within 10 business days after the end of the month for which it is calculated.

INTEREST EARNED

Date	Interest Period	Interest Rate	Amount
01/06/2022	01 May 2022 to 31 May 2022	5.00 %	\$386.46

TRELOAR N & J SF P/L <TRELOAR NJ SUPERFUND A/C>
 389 STANLEY STREET
 NORTH WARD QLD 4810
 AUSTRALIA

Confirmations

Period: 01/07/2021 - 30/06/2022

Trading Account Number: 289523

Code	Confirmation No.	Type	Trade Date	Settlement Date	Price	Quantity	Brokerage	GST	Other fees	Consideration
NVDA:US	15389128	Buy	16/07/2021	19/07/2021	1,060.179	7	0.00	0.00	0.00	7,421.25
Av Price:784.0400 USD. Rate:1.352199. Exch Fees:0										
NET:US	15675261	Sell	10/08/2021	11/08/2021	167.916	183	0.00	0.00	0.16	30,728.49
Av Price:124 USD. Rate:1.354162. Exch Fees:0.1567										
AXE	15760633	Buy	16/08/2021	18/08/2021	2.770	715	10.00	1.00	0.00	1,991.55
ASM	15860523	Sell	23/08/2021	25/08/2021	12.688	3600	41.52	4.15	0.00	45,630.09
AEF	15879841	Sell	24/08/2021	26/08/2021	9.296	2010	16.99	1.70	0.00	18,666.95
DTL	15879770	Sell	24/08/2021	26/08/2021	5.373	1793	10.00	1.00	0.00	9,621.90
DDR	15879160	Sell	24/08/2021	26/08/2021	15.630	1166	16.57	1.66	0.00	18,206.35
MP1	15901306	Sell	25/08/2021	27/08/2021	17.050	365	10.00	1.00	0.00	6,212.25
PLS	15913575	Sell	26/08/2021	30/08/2021	2.270	8999	14.86	1.49	0.00	20,411.38
APT	15911892	Sell	26/08/2021	30/08/2021	132.150	91	9.00	0.90	0.00	12,015.75
SHOP:US	15910312	Sell	26/08/2021	27/08/2021	2,122.346	5	0.00	0.00	0.05	10,611.68
Av Price:1555 USD. Rate:1.364853. Exch Fees:0.0541										
CRSR:US	15910056	Sell	26/08/2021	27/08/2021	37.587	188	0.00	0.00	0.04	7,066.24
Av Price:27.5 USD. Rate:1.366786. Exch Fees:0.0360										
PATH:US	15909668	Sell	26/08/2021	27/08/2021	85.991	86	0.00	0.00	0.04	7,395.22
Av Price:62.8 USD. Rate:1.369290. Exch Fees:0.0377										
ASM	15935523	Sell	27/08/2021	31/08/2021	12.750	800	9.00	0.90	0.00	10,190.10
NET:US	15967509	Sell	31/08/2021	01/09/2021	168.896	100	0.00	0.00	0.09	16,889.53
Av Price:124 USD. Rate:1.362066. Exch Fees:0.0861										
NVX	16444015	Buy	04/10/2021	06/10/2021	5.700	228	10.00	1.00	0.00	1,310.60
CRSR:US	16469610	Buy	06/10/2021	07/10/2021	35.744	274	0.00	0.00	0.00	9,793.75
Av Price:25.8762 USD. Rate:1.381330. Exch Fees:0										
SHOP:US	16469492	Buy	06/10/2021	07/10/2021	1,850.906	8	0.00	0.00	0.00	14,807.25
Av Price:1340 USD. Rate:1.381273. Exch Fees:0										
PATH:US	16469464	Buy	06/10/2021	07/10/2021	73.190	133	0.00	0.00	0.00	9,734.30
Av Price:52.9300 USD. Rate:1.382773. Exch Fees:0										
MRNA:US	16469404	Buy	06/10/2021	07/10/2021	457.676	21	0.00	0.00	0.00	9,611.20
Av Price:331.1300 USD. Rate:1.382165. Exch Fees:0										
SQ:US	16469378	Buy	06/10/2021	07/10/2021	317.902	30	0.00	0.00	0.00	9,537.07
Av Price:230 USD. Rate:1.382184. Exch Fees:0										
IEL	16495958	Buy	07/10/2021	11/10/2021	34.034	293	9.00	0.90	0.00	9,981.87
ALK	16491089	Buy	07/10/2021	11/10/2021	0.913	10000	9.00	0.90	0.00	9,134.90
DTL	16490961	Buy	07/10/2021	11/10/2021	4.646	2138	10.00	1.00	0.00	9,943.76
DDR	16490810	Buy	07/10/2021	11/10/2021	11.967	833	10.00	1.00	0.00	9,979.62
MP1	16490766	Buy	07/10/2021	11/10/2021	16.023	623	10.00	1.00	0.00	9,993.37
TPW	16490670	Buy	07/10/2021	11/10/2021	11.648	852	10.00	1.00	0.00	9,934.68
NET:US	16502372	Buy	08/10/2021	11/10/2021	183.530	106	0.00	0.00	0.00	19,454.22
Av Price:133 USD. Rate:1.379928. Exch Fees:0										
AEF	16551450	Buy	12/10/2021	14/10/2021	10.510	1424	10.88	1.09	0.00	14,978.42
PLS	16544041	Buy	12/10/2021	14/10/2021	2.007	4873	9.00	0.90	0.00	9,791.60
FMG	16562574	Buy	13/10/2021	15/10/2021	14.400	497	9.00	0.90	0.00	7,166.70

While every effort has been made to provide you with an accurate transaction summary, we give no warranty of accuracy or reliability and take no responsibility for any errors or omissions including by negligence. You should confirm the information, holdings and valuations contained herein. All prices and values are denominated in AUD unless otherwise indicated. CMC Markets Stockbroking is the trading name of CMC Markets Stockbroking Limited (ABN 69 081 002 851, AFSL No. 246381), a Participant of the Australian Stock Exchange (ASX Group).



TRELOAR N & J SF P/L <TRELOAR NJ SUPERFUND A/C>
 389 STANLEY STREET
 NORTH WARD QLD 4810
 AUSTRALIA

Confirmations

Period: 01/07/2021 - 30/06/2022

Trading Account Number: 289523

Code	Confirmation No.	Type	Trade Date	Settlement Date	Price	Quantity	Brokerage	GST	Other fees	Consideration
ASM	16559612	Buy	13/10/2021	15/10/2021	10.667	936	9.00	0.90	0.00	9,993.99
AXE	16556113	Buy	13/10/2021	15/10/2021	1.450	6819	9.00	0.90	0.00	9,894.53
GTLB:US	16605024	Buy	18/10/2021	19/10/2021	128.810	114	0.00	0.00	0.00	14,684.39
Av Price:95 USD. Rate:1.355899. Exch Fees:0										
PLS	16630208	Buy	19/10/2021	21/10/2021	2.100	4757	9.00	0.90	0.00	9,999.60
TPW	16630170	Buy	19/10/2021	21/10/2021	12.500	479	9.00	0.90	0.00	5,997.40
ASM	16629180	Buy	19/10/2021	21/10/2021	10.350	965	9.00	0.90	0.00	9,997.65
ASML:US	16661146	Buy	21/10/2021	22/10/2021	1,034.147	9	0.00	0.00	0.00	9,307.32
Av Price:770 USD. Rate:1.343047. Exch Fees:0										
NVX	16933826	Buy	10/11/2021	12/11/2021	8.900	1122	9.08	0.91	0.00	9,995.79
ITM	17027917	Buy	17/11/2021	19/11/2021	0.290	3414	9.00	0.90	0.00	999.96
HCP:US	17353360	Buy	15/12/2021	16/12/2021	119.479	48	0.00	0.00	0.00	5,734.99
Av Price:84.3900 USD. Rate:1.415796. Exch Fees:0										
CSL	17391960	Buy	17/12/2021	21/12/2021	274.160	35	10.00	1.00	0.00	9,606.60
HCP:US	17493254	Buy	04/01/2022	05/01/2022	123.863	100	0.00	0.00	0.00	12,386.34
Av Price:88.5 USD. Rate:1.399586. Exch Fees:0										
MRNA:US	17973223	Sell	09/02/2022	10/02/2022	210.020	21	0.00	0.00	0.02	4,410.40
Av Price:150.6300 USD. Rate:1.394277. Exch Fees:0.0225										
ITM	18665210	Buy	05/04/2022	07/04/2022	0.440	11338	10.00	1.00	0.00	4,999.72
NET:US	18919914	Sell	29/04/2022	02/05/2022	128.925	206	0.00	0.00	0.14	26,558.31
Av Price:92 USD. Rate:1.401353. Exch Fees:0.1354										
CRSR:US	18919788	Sell	29/04/2022	02/05/2022	21.019	274	0.00	0.00	0.03	5,759.04
Av Price:15 USD. Rate:1.401235. Exch Fees:0.0294										
NET:US	18952420	Buy	03/05/2022	04/05/2022	125.722	33	0.00	0.00	0.00	4,148.84
Av Price:88 USD. Rate:1.428663. Exch Fees:0										
SQ:US	18952173	Sell	03/05/2022	04/05/2022	139.733	30	0.00	0.00	0.02	4,191.96
Av Price:99.0900 USD. Rate:1.410160. Exch Fees:0.0214										
ITM	18980350	Buy	04/05/2022	06/05/2022	0.573	10237	10.00	1.00	0.00	5,877.18
TPW	18980291	Sell	04/05/2022	06/05/2022	5.054	1331	10.00	1.00	0.00	6,715.47
EOS	19052378	Buy	10/05/2022	12/05/2022	1.950	269	0.00	0.00	0.00	524.55
EOS	19265133	Sell	30/05/2022	01/06/2022	1.915	269	10.00	1.00	0.00	504.14

While every effort has been made to provide you with an accurate transaction summary, we give no warranty of accuracy or reliability and take no responsibility for any errors or omissions including by negligence. You should confirm the information, holdings and valuations contained herein. All prices and values are denominated in AUD unless otherwise indicated. CMC Markets Stockbroking is the trading name of CMC Markets Stockbroking Limited (ABN 69 081 002 851, AFSL No. 246381), a Participant of the Australian Stock Exchange (ASX Group).

TRELOAR N & J SF PTY LTD <TRELOAR N & J S/F A/C>
389 STANLEY STREET
NORTH WARD QLD 4810
AUSTRALIA

Confirmations

Period: 01/07/2021 - 30/06/2022

Adviser: Timothy Klingner

Trading Account Number: 6649751

Code	Confirmation No.	Type	Trade Date	Settlement Date	Price	Quantity	Brokerage	GST	Other fees	Consideration
Z1P	15865076	Sell	23/08/2021	25/08/2021	7.120	678	75.00	7.50	0.00	4,744.86
PWH	15865063	Sell	23/08/2021	25/08/2021	7.920	1296	75.00	7.50	0.00	10,181.82
NCK	15865020	Sell	23/08/2021	25/08/2021	11.819	674	75.00	7.50	0.00	7,883.50
LOV	15865012	Sell	23/08/2021	25/08/2021	16.660	476	75.00	7.50	0.00	7,847.66
JIN	15864970	Sell	23/08/2021	25/08/2021	17.550	567	75.00	7.50	0.00	9,868.35
HLA	15864958	Sell	23/08/2021	25/08/2021	1.652	3861	75.00	7.50	0.00	6,295.31
EML	15864951	Sell	23/08/2021	25/08/2021	3.800	1789	75.00	7.50	0.00	6,715.70
CCP	15864944	Sell	23/08/2021	25/08/2021	31.474	213	75.00	7.50	0.00	6,621.48
AUB	15864861	Sell	23/08/2021	25/08/2021	25.341	371	75.00	7.50	0.00	9,319.09

While every effort has been made to provide you with an accurate transaction summary, we give no warranty of accuracy or reliability and take no responsibility for any errors or omissions including by negligence. You should confirm the information, holdings and valuations contained herein. All prices and values are denominated in AUD unless otherwise indicated. Stockbroking services are provided by CMC Markets Stockbroking Limited (ABN 69 081 002 851, AFSL No.246381), a Participant of the ASX Group (Australian Securities Exchange).



TRELOAR N & J SUPERFUND
PO BOX 1906
MACQUARIE CENTRE NSW 2113

Statement period 03 Dec 20 to 28 Mar 22
Tax file number 925 850 953
Date of issue 31 March 2022
Statement number 7
Our reference 7128185533498
Internet: www.ato.gov.au Account enquiries: 13 28 66

**Income Tax Account
Statement of Account**

Total account balance as at 28 March 2022	\$0.00
--	---------------

Opening bal as per financial : \$1,171.77
Less : Tax Paid : \$ 912.77
ATO Levy : \$ 259.00

Your refund of **\$912.77**, ATO003000016183468 has been forwarded to your nominated financial institution.

Transaction list - This statement shows transactions for the period **03 December 2020** to **28 March 2022** (inclusive).

Process date	Effective date	Description of transaction	Debit \$	Credit \$	Balance \$
03 Dec 20		OPENING BALANCE			0.00
28 Mar 22	28 Mar 22	Tax return Self Man Superfund - Income Tax for the period from 01 Jul 20 to 30 Jun 21		912.77	912.77 CR
28 Mar 22	31 Mar 22	EFT refund for Income Tax for the period from 01 Jul 20 to 30 Jun 21	912.77		0.00
28 Mar 22		CLOSING BALANCE			0.00

Melinda Smith
Deputy Commissioner of Taxation

Please see over for important information about your statement

IMPORTANT INFORMATION ABOUT YOUR STATEMENT

Statement transactions

This statement only lists those transactions that we processed on your account for the period shown. Any transactions processed earlier that are due and payable within this period are included in the opening balance. This statement may not cover all your dealings with us. For example, you may have amounts outstanding in relation to other accounts or current legal, release or dispute actions. You can find out the current balance of your account and details of other accounts by calling us on the numbers listed below.

Explanation of terms

The process date is the date that we processed a particular transaction.

The effective date is the date we use for the calculation of general interest charge and other penalties or interest. It is also the due date of any liabilities.

General interest charge (GIC)

Where any amount is not paid by the due date, GIC accrues on the outstanding balance until the entire amount has been paid. Interest is calculated on a daily compounding basis. GIC is currently imposed at a rate of 7.04% per annum (reviewed every three months). The GIC is tax deductible in the year that it is incurred.

GIC remission – You can request remission of GIC. We may remit the GIC if satisfied that the delay was due to circumstances beyond your control and you took reasonable steps to lessen the effects of those circumstances. We may also remit GIC in other circumstances where this would be fair and reasonable.

What you need if you phone us

We need to know we are talking to the right person before we can discuss your tax affairs. We will ask for details only you or someone you have authorised would know. An authorised person is someone who you have previously told us can act on your behalf. If you can, please have your tax file number or Australian business number with you.

For information about your rights and obligations go to www.ato.gov.au/taxpayerscharter

How to contact us

Individuals - phone us on **13 28 61** (8.00am - 6.00pm Monday to Friday).

Businesses - phone us on **13 28 66** (8.00am - 6.00pm Monday to Friday).

If you do not speak English and need help from us phone the Translating and Interpreting Service on **13 14 50**.

If you have a hearing or speech impairment phone the National Relay Service on **13 36 77**.



Australian Government
Australian Taxation Office

Agent SUPERHELP AUSTRALIA PTY LTD
Client TRELOAR N & J SUPERFUND
ABN 16 053 383 870
TFN 925 850 953

Activity statement 001

Date generated	08/09/2022
Overdue	\$0.00
Not yet due	\$0.00
Balance	\$0.00

Transactions

1 results found - from **08 September 2020** to **08 September 2022** sorted by **processed date** ordered **newest to oldest**

Processed date	Effective date	Description	Debit (DR)	Credit (CR)	Balance
12 Oct 2020	28 Oct 2020	Original Activity Statement for the period ending 30 Sep 20		\$0.00	\$0.00

Treloar N & J Superfund

Exempt Current Pension Income Reconciliation

For The Period 01 July 2021 - 30 June 2022

	Date	Account Code	Account Description	Taxable Amount	Actuary/Pool %	Exempt Amount
Label A						
Final calculations 01 July 2021 - 30 June 2022			Net Capital Gains	71,319.86	94.68 %	67,524.83
Segment - 01 July 2021 to 01 July 2021						
Label C						
	01/07/2021	25000/SHSAGPSIPFI	GPS Invest Pooled Fund Investment	1,767.40		
			Total	1,767.40	94.680 %	1,673.38
					Total Segment ECPI *	1,673.38
Segment - 02 July 2021 to 05 October 2021						
Label C						
	01/08/2021	25000/SHSAGPSIPFI	GPS Invest Pooled Fund Investment	1,834.57		
	31/08/2021	25000/MBL965643216	Macquarie Cash Management Account	3.70		
	02/09/2021	25000/SHSAGPSIPFI	GPS Invest Pooled Fund Investment	1,843.14		
	30/09/2021	25000/MBL965643216	Macquarie Cash Management Account	9.25		
			Total	3,690.66	94.680 %	3,494.32
Label D1						
	06/07/2021	23900/NVDA.NDQ8	NVIDIA Corp	1.50		
	28/09/2021	23900/NVDA.NDQ8	NVIDIA Corp	3.06		
			Total	4.56	94.680 %	4.32
Label K						
	01/09/2021	23900/DDR.AX	Dicker Data Limited	104.94		
	30/09/2021	23900/FMG.AX	Fortescue Metals Group Ltd	1,061.33		
			Total	1,166.27	94.680 %	1,104.23

Treloar N & J Superfund

Exempt Current Pension Income Reconciliation

For The Period 01 July 2021 - 30 June 2022

	Date	Account Code	Account Description	Taxable Amount	Actuary/Pool %	Exempt Amount
Label L						
	01/09/2021	23900/DDR.AX	Dicker Data Limited	44.97		
	30/09/2021	23900/FMG.AX	Fortescue Metals Group Ltd	454.86		
			Total	499.83	94.680 %	473.24
						Total Segment ECPI *
						5,076.11
Segment - 06 October 2021 to 11 November 2021						
Label C						
	29/10/2021	25000/MBL965643216	Macquarie Cash Management Account	5.98		
			Total	5.98	94.680 %	5.67
Label K						
	27/10/2021	23900/HLA.AX	Healthia Limited	0.75		
			Total	0.75	94.680 %	0.72
Label L						
	27/10/2021	23900/HLA.AX	Healthia Limited	0.32		
			Total	0.32	94.680 %	0.31
						Total Segment ECPI *
						6.70
Segment - 12 November 2021 to 30 June 2022						
Label C						
	30/11/2021	25000/STG47793277	St. George Investment Cash Account	0.01		
	30/11/2021	25000/MBL965643216	Macquarie Cash Management Account	2.73		
	31/12/2021	25000/MBL965643216	Macquarie Cash Management Account	2.17		
	31/01/2022	25000/MBL965643216	Macquarie Cash Management Account	1.92		

Treloar N & J Superfund

Exempt Current Pension Income Reconciliation

For The Period 01 July 2021 - 30 June 2022

	Date	Account Code	Account Description	Taxable Amount	Actuary/Pool %	Exempt Amount
Label C						
	28/02/2022	25000/MBL965643216	Macquarie Cash Management Account	1.70		
	31/03/2022	25000/MBL965643216	Macquarie Cash Management Account	1.72		
	01/05/2022	25000/SHSAGPSIPFI	GPS Invest Pooled Fund Investment	184.93		
	31/05/2022	25000/MBL965643216	Macquarie Cash Management Account	0.12		
	01/06/2022	25000/SHSAGPSIPFI	GPS Invest Pooled Fund Investment	386.46		
			Total	581.76	94.680 %	550.82
Label D1						
	19/11/2021	23900/ASML.NDQ2	ASML Holding NV - New York Shares	25.54		
	10/01/2022	23900/NVDA.NDQ8	NVIDIA Corp	3.10		
	01/04/2022	23900/NVDA.NDQ8	NVIDIA Corp	2.98		
	20/05/2022	23900/ASML.NDQ2	ASML Holding NV - New York Shares	51.05		
			Total	82.67	94.680 %	78.28
Label J						
	28/03/2022	23900/IEL.AX	Idp Education Limited	36.00		
	07/04/2022	23900/CSL.AX	CSL Limited	49.80		
			Total	85.80	94.680 %	81.24
Label K						
	01/12/2021	23900/DDR.AX	Dicker Data Limited	74.97		
	01/03/2022	23900/DDR.AX	Dicker Data Limited	124.95		
	18/03/2022	23900/AEF.AX	Australian Ethical Investment Limited	42.72		
	24/03/2022	23900/HLA.AX	Healthia Limited	0.60		
	28/03/2022	23900/IEL.AX	Idp Education Limited	3.56		

Treloar N & J Superfund

Exempt Current Pension Income Reconciliation

For The Period 01 July 2021 - 30 June 2022

	Date	Account Code	Account Description	Taxable Amount	Actuary/Pool %	Exempt Amount
Label K						
	31/03/2022	23900/DTL.AX	Data#3 Limited	155.01		
	31/03/2022	23900/FMG.AX	Fortescue Metals Group Ltd	860.00		
	01/06/2022	23900/DDR.AX	Dicker Data Limited	108.29		
			Total	1,370.10	94.680 %	1,297.22
Label L						
	01/12/2021	23900/DDR.AX	Dicker Data Limited	32.13		
	01/03/2022	23900/DDR.AX	Dicker Data Limited	53.55		
	18/03/2022	23900/AEF.AX	Australian Ethical Investment Limited	18.31		
	24/03/2022	23900/HLA.AX	Healthia Limited	0.26		
	28/03/2022	23900/IEL.AX	Idp Education Limited	1.53		
	31/03/2022	23900/DTL.AX	Data#3 Limited	66.43		
	31/03/2022	23900/FMG.AX	Fortescue Metals Group Ltd	368.57		
	01/06/2022	23900/DDR.AX	Dicker Data Limited	46.41		
			Total	587.19	94.680 %	555.96
Label M						
	30/06/2022	23800/VTPL	Visie Three Pty Ltd	132.14		
			Total	132.14	94.680 %	125.12
					Total Segment ECPI *	2,688.64

Treloar N & J Superfund

Exempt Current Pension Income Reconciliation

For The Period 01 July 2021 - 30 June 2022

Date	Account Code	Account Description	Taxable Amount	Actuary/Pool %	Exempt Amount
				SMSF Annual Return Rounding	1.66
				Total ECPI	76,968.00

* Total Segment ECPI does not include ECPI amounts from Label A. The total ECPI from Label A is shown separately at the start of the report.

Treloar N & J Superfund

Pension Non Deductible Expense Report

For The Period 01 July 2021 - 30 June 2022

	Date	Account Code	Account Description	Amount	Expense %	Deductible	Non Deductible
Segment - 02 July 2021 to 05 October 2021							
Label J							
	28/07/2021	30800	ASIC Fees	55.00			
			Total	55.00	17.370 %	45.45	9.55
Total Segment Expenses						45.45	9.55
Segment - 12 November 2021 to 30 June 2022							
Label H							
	18/03/2022	30700	Auditor's Remuneration	550.00			
			Total	550.00	17.370 %	454.47	95.53
Label J							
	18/03/2022	30100	Accountancy Fees	1,175.00			
	09/05/2022	30800	ASIC Fees	344.00			
			Total	1,519.00	17.370 %	1,255.15	263.85
	31/03/2022	30400	ATO Supervisory Levy	259.00			
			Total	259.00	0.000 %	259.00	0.00
Label Total						1,514.15	263.85
Total Segment Expenses						1,968.62	359.38

Treloar N & J Superfund

Pension Non Deductible Expense Report

For The Period 01 July 2021 - 30 June 2022

Date	Account Code	Account Description	Amount	Expense %	Deductible	Non Deductible
				Total Expenses *	2,014.07	368.93

* General expense percentage - 17.370 %

* Investment expense percentage - 94.681 %

Order actuarial certificate

Order details

Office details

Insight Advisory Group
35055590228

Phone number

04 06727061

Email certificate to

boobalan@accsource.com.au

Postal address

PO Box 1595
West Perth WA 6872

Additional recipient (optional)

boobalan@accsource.com.au

Fund details

Fund name (in full)

Treloar N & J Superfund

Fund ABN

16053383870

Financial year

2021/22

Number of members

2

Type of trustee

Corporate

Name of trustee

Treloar N & J SF Pty Ltd

Trustee ABN/ACN

150949465

Does the Fund have a reserve account?

No Yes

Did the Fund commence in the financial year?

No Yes

Did the Fund wind up in the financial year?

No Yes

Were there any assets which produced non-arm's length income?

No Yes

Did the Fund have any TRIS (retirement phase or non-retirement phase) accounts?

No Yes

Did the Fund receive any insurance proceeds during the financial year?

No Yes

Can you use the segregated method for this Fund in this financial year?

No Yes

Was there any elected segregation of fund assets?

No Yes

Fund member details

	Member 1	Member 2
First name	<input type="text" value="Nigel"/>	<input type="text" value="Jennifer"/>
Last name	<input type="text" value="Treloar"/>	<input type="text" value="Treloar"/>
Date of birth	<input type="text" value="05/07/1957"/>	<input type="text" value="30/08/1955"/>
Joined in year	<input checked="" type="radio"/> No <input type="radio"/> Yes	<input checked="" type="radio"/> No <input type="radio"/> Yes
Exited in year?	<input checked="" type="radio"/> No <input type="radio"/> Yes	<input checked="" type="radio"/> No <input type="radio"/> Yes

Operating statement

Opening balances

	Nigel Treloar	Jennifer Treloar
Accumulation	\$ 0	\$ 11
Account-based pension	\$ 621399.85	\$ 80959.45
Total Fund opening balance	\$702,370.30	

Internal transfers

Date	Type	From account	To account	Amount	Amount left over
06/10/2021	Pension commencement	Member 1 (ACC)	Member 1 (ABP)	\$ 147267.93	\$ 0
12/11/2021	Pension commencement	Member 2 (ACC)	Member 2 (ABP)	\$ 244069.24	\$ 0

Accumulation accounts

Non-concessional contributions Generate uniform rows

Date	Nigel Treloar	Jennifer Treloar
01/10/2021	\$ 40000	\$ 100000
04/10/2021	\$ 40000	\$ 0
05/10/2021	\$ 40000	\$ 0
06/10/2021	\$ 26816	\$ 0
12/10/2021	\$ 0	\$ 100000
12/11/2021	\$ 0	\$ 15000
Total	\$146,816.00	\$215,000.00

Concessional contributions Generate uniform rows

Accumulation withdrawals / rollovers out Generate uniform rows

Transfers / rollovers in

Account-based pension

Pension payments Generate uniform rows

Date	Nigel Treloar	Jennifer Treloar
02/09/2021	\$ 12430	\$ 2020
31/12/2021	\$ 1820	\$ 0
17/01/2022	\$ 340	\$ 860
14/02/2022	\$ 1148	\$ 1852
16/03/2022	\$ 2197.34	\$ 1802.66
31/03/2022	\$ 2000	\$ 0
24/06/2022	\$ 612.68	\$ 0
Total	\$20,548.02	\$6,534.66

Lump sum payments Generate uniform rows

Date	Nigel Treloar	Jennifer Treloar
02/09/2021	\$ 608688.59	\$ 66227.21
Total	\$608,688.59	\$66,227.21

Closing balance

Closing fund balance
(before income tax)

\$	275467.93
----	-----------

Comments

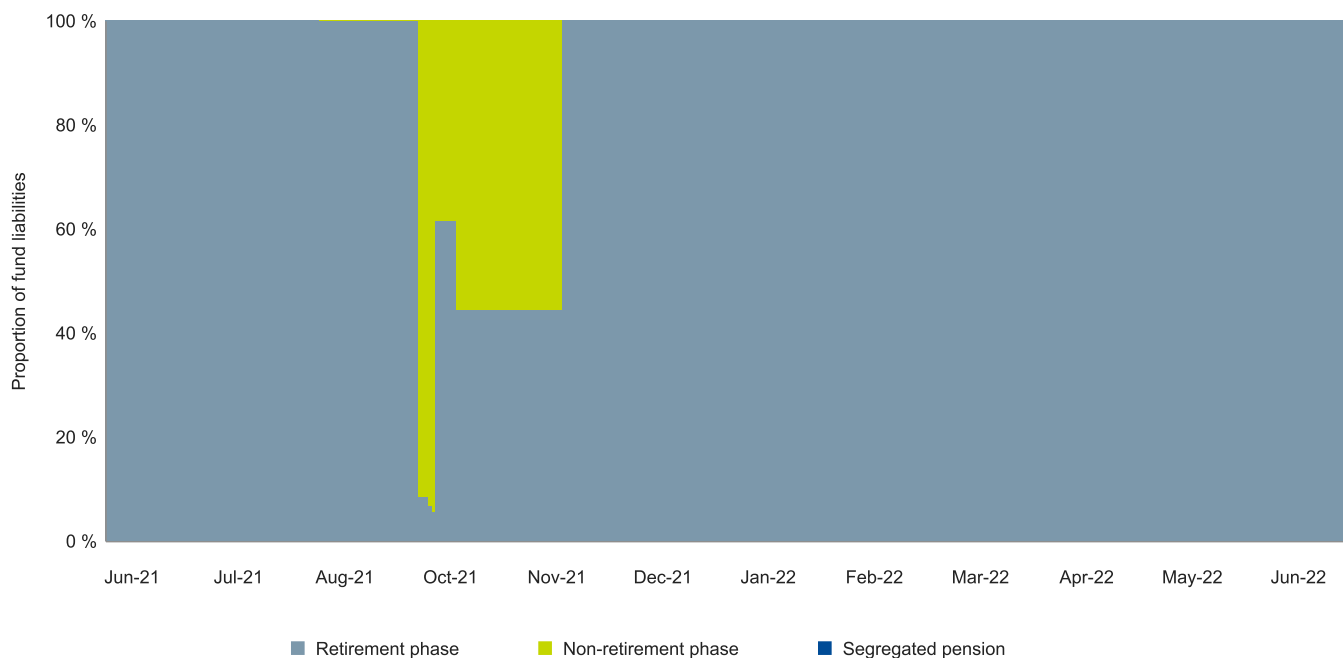
Order actuarial certificate Choice of ECPI calculation method

This fund has periods where all member interests are in retirement phase. The trustee(s) have the option to simplify the ECPI calculation by using the proportionate method for the whole year.

Have the trustee(s) made the choice to apply the proportionate method to claim ECPI for the entire income year?

No Yes

Illustration of fund liabilities for 2022



The chart above illustrates the periods of the year the Fund had segregated pension assets, and the periods of the year where the Fund also had a non-retirement phase account and so was not segregated. This chart is based on the information provided on the Accurium application form.

We may require some additional information in order to correctly calculate the Fund's exempt income proportion if the Fund has segregated pension assets, and this will be requested in the 'Segregation' section below.

[Learn more about this chart](#)

Segregation

You have indicated that this Fund is eligible to use the segregated method in the selected financial year.

Based on the information you have provided on the Accurium application form the Fund has periods of deemed segregation in the selected financial year. However, the trustee(s) made the choice to apply the proportionate method to these periods of the year which were solely in retirement phase and as such there will be no segregated current pension assets in relation to the deemed segregated periods.

The Fund must claim ECPI using the proportionate method. The exempt income proportion provided by the actuarial certificate will apply to all income.

Order actuarial certificate

Please review your draft exempt income proportion below and select continue to finalise and order your actuarial certificate.

Once you have ordered the certificate our team will review the data and either produce the report or contact you for further information.

Report overview

Fund name	Treloar N & J Superfund	
Fund ABN	16053383870	
Financial year	2021/22	
<u>Draft tax exempt income proportion</u>	94.680%	
Applies to income earned in the following (unsegregated) periods	From	To
	01/07/2021	30/06/2022

Operating statement

Assets available at 1 Jul 2021	\$702,370
Plus	
Non-concessional contributions	\$361,816
Less	
Pension payments and lump sum withdrawals	\$701,998
Equals	
Balance before income and expenses	\$362,188
Preliminary net income	(\$86,720)
Gross assets available at year end (before tax)	\$275,468

[^]The preliminary net income has been calculated based on the data provided on the application form. If this is incorrect please select the 'BACK' button below to adjust the data.

Draft tax exempt income / taxable income proportions

This actuarial certificate is issued in respect of the full financial year. The tax exempt income proportion will apply to the income earned on fund assets which were not segregated assets in the selected financial year.

The draft tax exempt income and taxable income proportions at both member and Fund level are:

	Member 1	Member 2	Fund
Draft tax exempt income proportion	54.179%	40.501%	94.680%
Draft taxable income proportion	0.223%	5.097%	5.320%

Draft expense deductibility proportion

The result below is the proportion of fund liabilities over the financial year supporting non-retirement phase interests. For an expense that can't be attributed to solely producing assessable or exempt income, this proportion may be used to determine how much is deductible.

Draft expense deductibility proportion: 5.320%

You should determine whether this proportion is fair and reasonable for each relevant fund expense.

Disclaimer

By submitting this order you are confirming that all retirement phase superannuation income streams have met the Minimum Pension Standards for the financial year and so the assets supporting those pension liabilities are eligible to count towards claiming exempt income.

If any of the Fund's retirement phase income streams have not met the minimum standards for the year please call us on 1800 203 123 to discuss.

Fund Name: Treloar N & J Super Fund#

Year Ended: 30th June 2022#

Dear Steven,

We have completed processing the fund and require the following information to proceed further:

1. The closing units of Itech Minerals Ltd – ITM is not matching with the CMC Market Portfolio report. The difference is 150 units and noted the units purchased on 17/11/2021 for \$999.96 is mentioned as 3,564 in “2021-2022 TRELOAE Nandj SUPERFUND Account Overview.xls” file, whereas the actual units purchased as per CMC reports is 3,414. Advise in this regard.
2. In BGL360, the market price for overseas investment has been updated using the ATO foreign exchange rate. Advise whether the market price has to be modified with the forex rate in CMC Market Portfolio Report or can be retained as it is.
3. We have split the Audit fee amount of \$550 based on Audit invoice from the previous year folder and remaining amount of \$1,175 accounted as Accountancy Fee. Please confirm.
4. No Actuary fee has been paid through the funds bank account. Check if the members have paid it from their personal accounts. If yes, provide the documents and comment on the accounting treatment.
5. Provide ATO Integrated Client Account statement for the period from 01/07/2021 to till date.
6. The following points are highlighted for your information.
 - As per client note, the units in DC Power Co have been sold at nil value due to wind up of the investment.#
 - Noted a total of \$27,082.68 have been allocated as pension payment at your end and minimum pension is met for all pension accounts. We relied on your process and have no confirmation for that.
 - Noted the following deposits are allocated as non-concessional contributions at your end.

Date	Member Name	Amounts in \$
01/10/2021	Jennifer Treloar	100,000.00
01/10/2021	Nigel Treloar	40,000.00
04/10/2021	Nigel Treloar	40,000.00
05/10/2021	Nigel Treloar	40,000.00
06/10/2021	Nigel Treloar	26,816.00
12/10/2021	Jennifer Treloar	100,000.00
12/11/2021	Jennifer Treloar	15,000.00

7. Please confirm on finalization of super fund, can we apply the actuary certificate through Accurium login? Please note Accurium will charge you only \$90 + GST AUD for actuary certificate, if it goes through our login. Accurium will invoice you directly.

Thanks and regards,
Raj

Treloar N & J Super

Note to AccSource team

1. ITM shares – It seems that there was a in-specie distribution from AXE shares and 150 shares were allotted as a result of this, not a direct purchase. Please see the link below for more information.
 - <https://www.ato.gov.au/law/view/view.htm?docid=%22CLR%2FCR202198%2FNAT%2FATO%2F00001%22>
2. Please use the market prices from BGL for overseas shares as long as the prices are close enough.
3. Accounting and audit fee – Correct. Please allocate whatever’s shown on the prior year’s audit invoice and the rest as accounting fee.
4. There was no actuarial certificate obtained in 2021FY.
5. ATO docs have been saved in your dropbox folder now.
6. DC Power – Please remove this investment and claim capital loss.
7. Pension payments – Please allocate the minimums to the existing pension accounts and the rest to the new pensions. We are removing the old pension accounts and setting up new pensions for each member.
8. Contributions – It looks all good.
9. Actuarial certificate – Please go ahead and obtain actuarial certificate. Thank you.

Query to AccSource team

1. Foreign tax credits – It seems some of the foreign credits are not entered. Is there any reason?
2. HLA and SP1 shares – These shares do not appear on the ANZ portfolio. Do you know why?