

From First to Last by Account
Options: Not summarised, Excluding NIL Balances
From 01/07/2021 To 30/06/2022

Client Code: FLE104

Last Year	Account	Description	Debit	Credit
	197	Managed fund distributions		
(68637.61)	19730	Netwealth managed portfolio		55295.47
	198	Dividends Received		
-	19802	Netwealth managed portfolio		2180.18
	199	Interest received		
(19.82)	19901	Macquarie CMT		28.79
(286.39)	19902	Netwealth managed portfolio		469.49
	204	Changes in net market values of other assets		
(206945.86)	20404	Managed funds	175578.66	
70664.65	20434	Managed funds	855.82	
1540.00	301	Administration costs	1320.00	
12.50	309	Bank charges	-	
2543.69	344	Adviser fees	6321.28	
259.00	364	Filing fees	259.00	
	550	SUPERANNUATION FUND		
(200869.84)	55002	Profit Earned This Year	-	
200869.84	55003	Distribution to Members		126360.83
	551	STEPHEN ROBERT FLEMING		
(1042895.12)	55101	Balance at beginning of year		1197181.63
(200869.84)	55102	Allocated earnings	126360.83	
(3416.67)	55105	Income tax expense on earnings		7812.40
50000.00	55115	Benefits paid during year	50000.00	
25050.78	680	Cash at bank	36917.24	
92255.55	681	Netwealth portfolio account	81965.17	
	789	Interest bearing securities		
-	78910	ANZ cap notes 4 - 20/03/2026	34632.30	
38657.67	78940	Pendal fixed interest fund	-	
36050.60	78945	Perpetual pure credit alpha fund	33893.45	
32989.69	78950	Principal global credit opportunities	28947.85	
	790	Property securities		
126604.06	79010	APN property for income fund	71078.38	
55459.70	79060	SGH property income fund	52316.92	
-	79070	Vanguard property securities fund	12858.95	
62070.76	79080	Zurich property securities fund	54905.82	
	791	Small Cap domestic equities		
53887.42	79110	Aberdeen small companies fund	40079.44	
-	79130	Hyperion small companies fund	20585.88	
71823.41	79160	Pengana emerging companies fund	38185.65	
45176.38	79180	SGH emerging companies fund	33007.56	

From First to Last by Account
Options: Not summarised, Excluding NIL Balances
Client Code: FLE104 From 01/07/2021 To 30/06/2022

Last Year	Account	Description	Debit	Credit
	795	Lasrge Cap domestic equities		
-	79505	Alphinity sustainable share fund	59084.73	
93466.20	79510	Bennelong aust equity fund	50826.39	
151310.83	79550	MBA aust share fund	124307.39	
93222.78	79560	Platypus aust equities fund	52556.45	
53066.62	79565	Perpetual industrial share fund	-	
-	79570	Schroder aust equity fund	64743.50	
	796	International equities		
23043.33	79610	Arrowstreet global equity fund (hedged)	19752.33	
50004.41	79630	Hyperion global growth fund	21208.80	
44869.67	79650	Magellan high conviction fund	19955.21	
20302.22	79660	Platinum global equities fund (unhedged)	15570.86	
-	79665	T Rowe Price global equity fund	17651.80	
24452.88	79670	Walter Scott global equity fund (hedged)	20468.12	
-	79690	Zurich global growth fund (unhedged)	15320.61	
3416.67	904	Provision for income tax	7812.40	
	999	Jobstream Selection Account		
22.00	99901	Jobstream Selection Account	22.00	
(22.00)	99999	Clearing balance		22.00
		Total	1389350.79	1389350.79

NET LOSS THIS YEAR 126360.83
NET PROFIT LAST YEAR 200869.84

No. of Accounts: 46
No. of Entries: 97

Client Code: FLE104
From First to Last by Account
From 01/07/2021 To 30/06/2022

Date	Type Gp	Ref.	Debit	Credit	Balance
20434 Managed funds					
					LY Closing Balance 70664.65
30/06/2022	Jnl	2	7153.30		7153.30
					netwealth cash receipts & pmts for the year
30/06/2022	Jnl	2	18.50		7171.80
					netwealth cash receipts & pmts for the year
30/06/2022	Jnl	2	30296.50		37468.30
					netwealth cash receipts & pmts for the year
30/06/2022	Jnl	2	37.87		37506.17
					netwealth cash receipts & pmts for the year
30/06/2022	Jnl	2		36500.00	1006.17
					netwealth cash receipts & pmts for the year
30/06/2022	Jnl	3		150.35	855.82
					profit on disposal of investments during the year
			Closing Balance 37506.17	36650.35	855.82
301 Administration costs					
					LY Closing Balance 1540.00
30/06/2022	Jnl	1	1320.00		1320.00
					mbl cash receipts & pmts for the year
			Closing Balance 1320.00	0.00	1320.00
344 Adviser fees					
					LY Closing Balance 2543.69
30/06/2022	Jnl	2	6321.27		6321.27
					netwealth cash receipts & pmts for the year
30/06/2022	Jnl	2	0.01		6321.28
					netwealth cash receipts & pmts for the year
			Closing Balance 6321.28	0.00	6321.28
364 Filing fees					
					LY Closing Balance 259.00
30/06/2022	Jnl	1	259.00		259.00
					mbl cash receipts & pmts for the year
			Closing Balance 259.00	0.00	259.00
550 SUPERANNUATION FUND					

Client Code: FLE104 From First to Last by Account
From 01/07/2021 To 30/06/2022

Date	Type	Gp	Ref.	Debit	Credit	Balance	
55001 Unallocated Benefits Brought Forward							
	Opening Balance						0.00
01/07/2021	Jnl				200869.84	(200869.84)	
	Year end balance forward						
01/07/2021	Jnl			200869.84		0.00	
	Year end balance forward						
	Closing Balance					200869.84	200869.84
55002 Profit Earned This Year							
	Opening Balance						(200869.84)
01/07/2021	Jnl			200869.84		0.00	
	Year end balance forward : Profit distribution						
	Closing Balance					200869.84	0.00
55003 Distribution to Members							
	Opening Balance						200869.84
01/07/2021	Jnl				200869.84	0.00	
	Year end balance forward						
30/06/2022	Jnl		5		126360.83	(126360.83)	
	allocation of net earnings to members for the year						
	Closing Balance					0.00	327230.67
551 STEPHEN ROBERT FLEMING							
55101 Balance at beginning of year							
	Opening Balance						(1042895.12)
01/07/2021	Jnl				200869.84	(1243764.96)	
	Year end balance forward						
01/07/2021	Jnl				3416.67	(1247181.63)	
	Year end balance forward						
01/07/2021	Jnl			50000.00		(1197181.63)	
	Year end balance forward						
	Closing Balance					50000.00	204286.51
55102 Allocated earnings							
	Opening Balance						(200869.84)
01/07/2021	Jnl			200869.84		0.00	
	Year end balance forward						
30/06/2022	Jnl		5	126360.83		126360.83	
	allocation of net earnings to members for the year						
	Closing Balance					327230.67	0.00
							126360.83

Client Code: FLE104
From First to Last by Account
From 01/07/2021 To 30/06/2022

Date	Type Gp	Ref.	Debit	Credit	Balance
55105 Income tax expense on earnings					
Opening Balance					(3416.67)
01/07/2021	Jnl		3416.67		0.00
Year end balance forward					
30/06/2022	Jnl	6		7812.40	(7812.40)
tax expense for the year					
Closing Balance					(7812.40)
55115 Benefits paid during year					
Opening Balance					50000.00
01/07/2021	Jnl			50000.00	0.00
Year end balance forward					
30/06/2022	Jnl	1	50000.00		50000.00
mbl cash receipts & pmts for the year					
Closing Balance					50000.00
680 Cash at bank					
Opening Balance					25050.78
30/06/2022	Jnl	1	11866.46		36917.24
mbl cash receipts & pmts for the year					
Closing Balance					36917.24
681 Netwealth portfolio account					
Opening Balance					92255.55
30/06/2022	Jnl	1		60000.00	32255.55
mbl cash receipts & pmts for the year					
30/06/2022	Jnl	2	49709.62		81965.17
netwealth cash receipts & pmts for the year					
Closing Balance					81965.17
789 Interest bearing securities					
78910 ANZ cap notes 4 - 20/03/2026					
Opening Balance					0.00
30/06/2022	Jnl	2	35807.23		35807.23
netwealth cash receipts & pmts for the year					
30/06/2022	Jnl	2	44.76		35851.99
netwealth cash receipts & pmts for the year					
30/06/2022	Jnl	4		1219.69	34632.30
revaluation of investments to market value at year end					
Closing Balance					34632.30

Client Code: FLE104
From First to Last by Account
From 01/07/2021 To 30/06/2022

Date	Type	Gp	Ref.	Debit	Credit	Balance
78940	Pendal fixed interest fund					
Opening Balance						38657.67
30/06/2022	Jnl		2		39150.08	(492.41)
						netwealth cash receipts & pmts for the year
30/06/2022	Jnl		3		849.92	(1342.33)
						profit on disposal of investments during the year
30/06/2022	Jnl		4	1342.33		0.00
						revaluation of investments to market value at year end
Closing Balance				1342.33	40000.00	0.00
78945	Perpetual pure credit alpha fund					
Opening Balance						36050.60
30/06/2022	Jnl		4		2157.15	33893.45
						revaluation of investments to market value at year end
Closing Balance				0.00	2157.15	33893.45
78950	Principal global credit opportunities					
Opening Balance						32989.69
30/06/2022	Jnl		2	2000.00		34989.69
						netwealth cash receipts & pmts for the year
30/06/2022	Jnl		4		6041.84	28947.85
						revaluation of investments to market value at year end
Closing Balance				2000.00	6041.84	28947.85
790	Property securities					
79010	APN property for income fund					
Opening Balance						126604.06
30/06/2022	Jnl		2		24020.72	102583.34
						netwealth cash receipts & pmts for the year
30/06/2022	Jnl		2		12609.61	89973.73
						netwealth cash receipts & pmts for the year
30/06/2022	Jnl		2		6000.00	83973.73
						netwealth cash receipts & pmts for the year
30/06/2022	Jnl		3		17062.86	66910.87
						profit on disposal of investments during the year
30/06/2022	Jnl		4	4167.51		71078.38
						revaluation of investments to market value at year end
Closing Balance				4167.51	59693.19	71078.38

Client Code: FLE104
From First to Last by Account
From 01/07/2021 To 30/06/2022

Date	Type Gp	Ref.	Debit	Credit	Balance
79060	SGH property income fund				
Opening Balance					55459.70
30/06/2022	Jnl	4		3142.78	52316.92
			revaluation of investments to market value at year end		
Closing Balance			0.00	3142.78	52316.92
79070	Vanguard property securities fund				
Opening Balance					0.00
30/06/2022	Jnl	2	10000.00		10000.00
			netwealth cash receipts & pmts for the year		
30/06/2022	Jnl	2	6000.00		16000.00
			netwealth cash receipts & pmts for the year		
30/06/2022	Jnl	4		3141.05	12858.95
			revaluation of investments to market value at year end		
Closing Balance			16000.00	3141.05	12858.95
79080	Zurich property securities fund				
Opening Balance					62070.76
30/06/2022	Jnl	2	1000.00		63070.76
			netwealth cash receipts & pmts for the year		
30/06/2022	Jnl	4		8164.94	54905.82
			revaluation of investments to market value at year end		
Closing Balance			1000.00	8164.94	54905.82
791	Small Cap domestic equities				
79110	Aberdeen small companies fund				
Opening Balance					53887.42
30/06/2022	Jnl	4		13807.98	40079.44
			revaluation of investments to market value at year end		
Closing Balance			0.00	13807.98	40079.44
79130	Hyperion small companies fund				
Opening Balance					0.00
30/06/2022	Jnl	2	18000.00		18000.00
			netwealth cash receipts & pmts for the year		
30/06/2022	Jnl	2	10000.00		28000.00
			netwealth cash receipts & pmts for the year		
30/06/2022	Jnl	4		7414.12	20585.88
			revaluation of investments to market value at year end		

Client Code: FLE104
From First to Last by Account
From 01/07/2021 To 30/06/2022

Date	Type Gp	Ref.	Debit	Credit	Balance
79130	Hyperion small companies fund : Continued				
Closing Balance			28000.00	7414.12	20585.88
79160	Pengana emerging companies fund				
Opening Balance					71823.41
30/06/2022	Jnl	2		20000.00	51823.41
			netwealth cash receipts & pmts for the year		
30/06/2022	Jnl	3	6075.55		57898.96
			profit on disposal of investments during the year		
30/06/2022	Jnl	4		19713.31	38185.65
			revaluation of investments to market value at year end		
Closing Balance			6075.55	39713.31	38185.65
79180	SGH emerging companies fund				
Opening Balance					45176.38
30/06/2022	Jnl	4		12168.82	33007.56
			revaluation of investments to market value at year end		
Closing Balance			0.00	12168.82	33007.56
795	Lasrge Cap domestic equities				
79505	Alphinity sustainable share fund				
Opening Balance					0.00
30/06/2022	Jnl	2	68000.00		68000.00
			netwealth cash receipts & pmts for the year		
30/06/2022	Jnl	2	4000.00		72000.00
			netwealth cash receipts & pmts for the year		
30/06/2022	Jnl	4		12915.27	59084.73
			revaluation of investments to market value at year end		
Closing Balance			72000.00	12915.27	59084.73
79510	Bennelong aust equity fund				
Opening Balance					93466.20
30/06/2022	Jnl	2		26000.00	67466.20
			netwealth cash receipts & pmts for the year		
30/06/2022	Jnl	3	1380.23		68846.43
			profit on disposal of investments during the year		
30/06/2022	Jnl	4		18020.04	50826.39
			revaluation of investments to market value at year end		
Closing Balance			1380.23	44020.04	50826.39

Client Code: FLE104
From First to Last by Account
From 01/07/2021 To 30/06/2022

Date	Type	Gp	Ref.	Debit	Credit	Balance
Closing Balance				68000.00	3256.50	64743.50
796						International equities
79610						Arrowstreet global equity fund (hedged)
Opening Balance						23043.33
30/06/2022	Jnl		4		3291.00	19752.33
						revaluation of investments to market value at year end
Closing Balance				0.00	3291.00	19752.33
79630						Hyperion global growth fund
Opening Balance						50004.41
30/06/2022	Jnl		2		6126.05	43878.36
						netwealth cash receipts & pmts for the year
30/06/2022	Jnl		2		12684.78	31193.58
						netwealth cash receipts & pmts for the year
30/06/2022	Jnl		3	1810.83		33004.41
						profit on disposal of investments during the year
30/06/2022	Jnl		4		11795.61	21208.80
						revaluation of investments to market value at year end
Closing Balance				1810.83	30606.44	21208.80
79650						Magellan high conviction fund
Opening Balance						44869.67
30/06/2022	Jnl		2		5515.65	39354.02
						netwealth cash receipts & pmts for the year
30/06/2022	Jnl		2		12986.44	26367.58
						netwealth cash receipts & pmts for the year
30/06/2022	Jnl		3	1907.21		28274.79
						profit on disposal of investments during the year
30/06/2022	Jnl		4		8319.58	19955.21
						revaluation of investments to market value at year end
Closing Balance				1907.21	26821.67	19955.21
79660						Platinum global equities fund (unhedged)
Opening Balance						20302.22
30/06/2022	Jnl		4		4731.36	15570.86
						revaluation of investments to market value at year end
Closing Balance				0.00	4731.36	15570.86

Client Code: FLE104
From First to Last by Account
From 01/07/2021 To 30/06/2022

Date	Type	Gp	Ref.	Debit	Credit	Balance
79665 T Rowe Price global equity fund						
						Opening Balance
						0.00
30/06/2022	Jnl		2	10000.00		10000.00
						netwealth cash receipts & pmts for the year
30/06/2022	Jnl		2	10000.00		20000.00
						netwealth cash receipts & pmts for the year
30/06/2022	Jnl		4		2348.20	17651.80
						revaluation of investments to market value at year end
				Closing Balance	20000.00	2348.20
						17651.80
79670 Walter Scott global equity fund (hedged)						
						Opening Balance
						24452.88
30/06/2022	Jnl		4		3984.76	20468.12
						revaluation of investments to market value at year end
				Closing Balance	0.00	3984.76
						20468.12
79690 Zurich global growth fund (unhedged)						
						Opening Balance
						0.00
30/06/2022	Jnl		2	20000.00		20000.00
						netwealth cash receipts & pmts for the year
30/06/2022	Jnl		4		4679.39	15320.61
						revaluation of investments to market value at year end
				Closing Balance	20000.00	4679.39
						15320.61
904 Provision for income tax						
						Opening Balance
						3416.67
30/06/2022	Jnl		1		3416.67	0.00
						mbi cash receipts & pmts for the year
30/06/2022	Jnl		6	7812.40		7812.40
						tax expense for the year
				Closing Balance	7812.40	3416.67
						7812.40
999 Jobstream Selection Account						
99901 Jobstream Selection Account						
						Opening Balance
						22.00
				Closing Balance	0.00	0.00
						22.00

Client Code: FLE104
From First to Last by Account
From 01/07/2021 To 30/06/2022

Date	Type Gp	Ref.	Debit	Credit	Balance
99999	Clearing balance				
	Opening Balance				(22.00)
	Closing Balance		0.00	0.00	(22.00)
	Debits			1413185.57	
	Credits			1413185.57	
	No. of Accounts			46.00	
	No. of Entries			97.00	

Client Code: FLE104

Date	Type	Grp	Ref	Account	Description	Amount	Bal2	Narration
01/07/2021	Jnl			55002	Profit Earned This Year	200869.84	-	Year end balance forward : Profit distribution
01/07/2021	Jnl			55001	Unallocated Benefits Brought Forward	(200869.84)	-	Year end balance forward
01/07/2021	Jnl			55003	Distribution to Members	(200869.84)	-	Year end balance forward
01/07/2021	Jnl			55001	Unallocated Benefits Brought Forward	200869.84	-	Year end balance forward
01/07/2021	Jnl			55102	Allocated earnings	200869.84	-	Year end balance forward
01/07/2021	Jnl			55101	Balance at beginning of year	(200869.84)	-	Year end balance forward
01/07/2021	Jnl			55105	Income tax expense on earnings	3416.67	-	Year end balance forward
01/07/2021	Jnl			55101	Balance at beginning of year	(3416.67)	-	Year end balance forward
01/07/2021	Jnl			55115	Benefits paid during year	(50000.00)	-	Year end balance forward
01/07/2021	Jnl			55101	Balance at beginning of year	50000.00	-	Year end balance forward
30/06/2022	Jnl		1	680	Cash at bank	11866.46	-	Year end balance forward
30/06/2022	Jnl		1	55115	Benefits paid during year	50000.00	-	Year end balance forward
30/06/2022	Jnl		1	301	Administration costs	1320.00	-	Year end balance forward
30/06/2022	Jnl		1	681	Netwealth portfolio account	(60000.00)	-	Year end balance forward
30/06/2022	Jnl		1	19901	Macquarie CMT	(28.79)	-	Year end balance forward
30/06/2022	Jnl		1	904	Provision for income tax	(3416.67)	-	Year end balance forward
30/06/2022	Jnl		1	364	Filing fees	259.00	-	Year end balance forward
30/06/2022	Jnl		2	681	Netwealth portfolio account	49709.62	-	Year end balance forward
30/06/2022	Jnl		2	78940	Pendal fixed interest fund	(39150.08)	-	Year end balance forward

Client Code: FLE104

Date	Type	Grp	Ref	Account	Description	Amount	Bal2	Narration
30/06/2022	Jnl		2	78910	ANZ cap notes 4 - 20/03/2026	35807.23	-	netwealth cash receipts & pmts for the year
30/06/2022	Jnl		2	78910	ANZ cap notes 4 - 20/03/2026	44.76	-	netwealth cash receipts & pmts for the year
30/06/2022	Jnl		2	20434	Managed funds	7153.30	-	netwealth cash receipts & pmts for the year
30/06/2022	Jnl		2	79550	MBA aust share fund	(20000.00)	-	netwealth cash receipts & pmts for the year
30/06/2022	Jnl		2	79010	APN property for income fund	(24020.72)	-	netwealth cash receipts & pmts for the year
30/06/2022	Jnl		2	79560	Platypus aust equities fund	(26000.00)	-	netwealth cash receipts & pmts for the year
30/06/2022	Jnl		2	79510	Bennelong aust equity fund	(26000.00)	-	netwealth cash receipts & pmts for the year
30/06/2022	Jnl		2	79650	Magellan high conviction fund	(5515.65)	-	netwealth cash receipts & pmts for the year
30/06/2022	Jnl		2	79650	Magellan high conviction fund	(12986.44)	-	netwealth cash receipts & pmts for the year
30/06/2022	Jnl		2	79565	Perpetual industrial share fund	(54850.59)	-	netwealth cash receipts & pmts for the year
30/06/2022	Jnl		2	79070	Vanguard property securities fund	10000.00	-	netwealth cash receipts & pmts for the year
30/06/2022	Jnl		2	79080	Zurich property securities fund	1000.00	-	netwealth cash receipts & pmts for the year
30/06/2022	Jnl		2	20434	Managed funds	18.50	-	netwealth cash receipts & pmts for the year
30/06/2022	Jnl		2	79630	Hyperion global growth fund	(6126.05)	-	netwealth cash receipts & pmts for the year
30/06/2022	Jnl		2	79630	Hyperion global growth fund	(12684.78)	-	netwealth cash receipts & pmts for the year
30/06/2022	Jnl		2	79505	Alphinity		-	

Client Code: FLE104

Date	Type	Grp	Ref	Account	Description	Amount	Bal2	Narration
30/06/2022	Jnl		2	79570	sustainable share fund	68000.00	-	netwealth cash receipts & pmts for the year
30/06/2022	Jnl		2	79570	Schroder aust equity fund	68000.00	-	netwealth cash receipts & pmts for the year
30/06/2022	Jnl		2	20434	Managed funds	30296.50	-	netwealth cash receipts & pmts for the year
30/06/2022	Jnl		2	79690	Zurich global growth fund (unhedged)	20000.00	-	netwealth cash receipts & pmts for the year
30/06/2022	Jnl		2	20434	Managed funds	37.87	-	netwealth cash receipts & pmts for the year
30/06/2022	Jnl		2	79010	APN property for income fund	(12609.61)	-	netwealth cash receipts & pmts for the year
30/06/2022	Jnl		2	79505	Alphinity sustainable share fund	4000.00	-	netwealth cash receipts & pmts for the year
30/06/2022	Jnl		2	79160	Pengana emerging companies fund	(20000.00)	-	netwealth cash receipts & pmts for the year
30/06/2022	Jnl		2	78950	Principal global credit opportunities	2000.00	-	netwealth cash receipts & pmts for the year
30/06/2022	Jnl		2	79070	Vanguard property securities fund	6000.00	-	netwealth cash receipts & pmts for the year
30/06/2022	Jnl		2	79130	Hyperion small companies fund	18000.00	-	netwealth cash receipts & pmts for the year
30/06/2022	Jnl		2	79560	Platypus aust equities fund	4000.00	-	netwealth cash receipts & pmts for the year
30/06/2022	Jnl		2	79665	T Rowe Price global equity fund	10000.00	-	netwealth cash receipts & pmts for the year
30/06/2022	Jnl		2	79010	APN property for income fund	(6000.00)	-	netwealth cash receipts & pmts for the year
30/06/2022	Jnl		2	79665	T Rowe Price global equity fund	10000.00	-	netwealth cash receipts & pmts for the year
30/06/2022	Jnl		2	79130	Hyperion small		-	

Client Code: FLE104

Date	Type	Grp	Ref	Account	Description	Amount	Bal2	Narration
					companies fund	10000.00	-	netwealth cash receipts & pmnts for the year
30/06/2022	Jnl	2		20434	Managed funds	(36500.00)	-	netwealth cash receipts & pmnts for the year
30/06/2022	Jnl	2		19902	Netwealth managed portfolio	(4.32)	-	netwealth cash receipts & pmnts for the year
30/06/2022	Jnl	2		19902	Netwealth managed portfolio	(465.17)	-	netwealth cash receipts & pmnts for the year
30/06/2022	Jnl	2		344	Adviser fees	6321.27	-	netwealth cash receipts & pmnts for the year
30/06/2022	Jnl	2		19730	Netwealth managed portfolio	(55295.47)	-	netwealth cash receipts & pmnts for the year
30/06/2022	Jnl	2		19802	Netwealth managed portfolio	(2180.18)	-	netwealth cash receipts & pmnts for the year
30/06/2022	Jnl	2		344	Adviser fees	0.01	-	netwealth cash receipts & pmnts for the year
30/06/2022	Jnl	3		79010	APN property for income fund	(17062.86)	-	profit on disposal of investments during the year
30/06/2022	Jnl	3		79510	Bennelong aust equity fund	1380.23	-	profit on disposal of investments during the year
30/06/2022	Jnl	3		79630	Hyperion global growth fund	1810.83	-	profit on disposal of investments during the year
30/06/2022	Jnl	3		79650	Magellan high conviction fund	1907.21	-	profit on disposal of investments during the year
30/06/2022	Jnl	3		79550	MBA aust share fund	2355.96	-	profit on disposal of investments during the year
30/06/2022	Jnl	3		78940	Pendal fixed interest fund	(849.92)	-	profit on disposal of investments during the year
30/06/2022	Jnl	3		79160	Pengana emerging companies fund	6075.55	-	profit on disposal of investments during the year
30/06/2022	Jnl	3		79565	Perpetual industrial share fund	3220.64	-	profit on disposal of investments during the year

Client Code: FLE104

Date	Type	Grp	Ref	Account	Description	Amount	Bal2	Narration
30/06/2022	Jnl		3	79560	Platypus aust equities fund	1312.71	-	profit on disposal of investments during the year
30/06/2022	Jnl		3	20434	Managed funds	(150.35)	-	profit on disposal of investments during the year
30/06/2022	Jnl		4	79110	Aberdeen small companies fund	(13807.98)	-	revaluation of investments to market value at year end
30/06/2022	Jnl		4	79505	Alphinity sustainable share fund	(12915.27)	-	revaluation of investments to market value at year end
30/06/2022	Jnl		4	78940	Pendal fixed interest fund	1342.33	-	revaluation of investments to market value at year end
30/06/2022	Jnl		4	78910	ANZ cap notes 4 - 20/03/2026	(1219.69)	-	revaluation of investments to market value at year end
30/06/2022	Jnl		4	79010	APN property for income fund	4167.51	-	revaluation of investments to market value at year end
30/06/2022	Jnl		4	79610	Arrowstreet global equity fund (hedged)	(3291.00)	-	revaluation of investments to market value at year end
30/06/2022	Jnl		4	79510	Bennelong aust equity fund	(18020.04)	-	revaluation of investments to market value at year end
30/06/2022	Jnl		4	79565	Perpetual industrial share fund	(1436.67)	-	revaluation of investments to market value at year end
30/06/2022	Jnl		4	79630	Hyperion global growth fund	(11795.61)	-	revaluation of investments to market value at year end
30/06/2022	Jnl		4	79130	Hyperion small companies fund	(7414.12)	-	revaluation of investments to market value at year end
30/06/2022	Jnl		4	79650	Magellan high conviction fund	(8319.58)	-	revaluation of investments to market value at year end
30/06/2022	Jnl		4	79550	MBA aust share fund	(9359.40)	-	revaluation of investments to market value at year end
30/06/2022	Jnl		4	79160	Pengana emerging companies fund	(19713.31)	-	revaluation of investments to market value at year end

Client Code: FLE104

Date	Type	Grp	Ref	Account	Description	Amount	Bal2	Narration
30/06/2022	Jnl		4	78945	Perpetual pure credit alpha fund	(2157.15)	-	revaluation of investments to market value at year end
30/06/2022	Jnl		4	79660	Platinum global equities fund (unhedged)	(4731.36)	-	revaluation of investments to market value at year end
30/06/2022	Jnl		4	79560	Platypus aust equities fund	(19979.04)	-	revaluation of investments to market value at year end
30/06/2022	Jnl		4	78950	Principal global credit opportunities	(6041.84)	-	revaluation of investments to market value at year end
30/06/2022	Jnl		4	79570	Schroder aust equity fund	(3256.50)	-	revaluation of investments to market value at year end
30/06/2022	Jnl		4	79180	SGH emerging companies fund	(12168.82)	-	revaluation of investments to market value at year end
30/06/2022	Jnl		4	79060	SGH property income fund	(3142.78)	-	revaluation of investments to market value at year end
30/06/2022	Jnl		4	79665	T Rowe Price global equity fund	(2348.20)	-	revaluation of investments to market value at year end
30/06/2022	Jnl		4	79070	Vanguard property securities fund	(3141.05)	-	revaluation of investments to market value at year end
30/06/2022	Jnl		4	79670	Walter Scott global equity fund (hedged)	(3984.76)	-	revaluation of investments to market value at year end
30/06/2022	Jnl		4	79080	Zurich property securities fund	(8164.94)	-	revaluation of investments to market value at year end
30/06/2022	Jnl		4	79690	Zurich global growth fund (unhedged)	(4679.39)	-	revaluation of investments to market value at year end
30/06/2022	Jnl		4	20404	Managed funds	175578.66	-	revaluation of investments to market value at year end
30/06/2022	Jnl		5	55003	Distribution to Members	(126360.83)	-	allocation of net earnings to members for the year
30/06/2022	Jnl		5	55102	Allocated earnings	126360.83	-	allocation of net earnings to

Client Code: FLE104

Date	Type	Grp	Ref	Account	Description	Amount	Bal2	Narration
30/06/2022	Jnl		6	904	Provision for income tax	7812.40	-	members for the year tax expense for the year
30/06/2022	Jnl		6	55105	Income tax expense on earnings	(7812.40)	-	tax expense for the year
					Debits:	1413185.57		
					Credits:	(1413185.57)		
					Total:	-		
					No. Trans:	97		

**FLEMING SUPERANNUATION FUND
MEMBERS ACCOUNTS
AS AT 30 JUNE 2022**

MEMBER	STEPHEN FLEMING	MEMBER NAME	INVESTMENT FLUCTUATION RESERVE	TOTAL
OPENING BALANCE	1,197,181.61	0.00	0.00	1,197,181.61
EMPLOYER CONTRIBUTIONS	0.00	0.00	0.00	0.00
MEMBER CONTRIBUTIONS	0.00	0.00	0.00	0.00
TAX APPLICABLE TO CONTRIBUTIONS	0.00	0.00	0.00	0.00
SURCHARGE ON CONTRIBUTIONS	0.00	0.00	0.00	0.00
BENEFITS TRANSFERRED IN	0.00	0.00	0.00	0.00
SHARE OF PROFIT	-126,360.83	0.00	0.00	-126,360.83
TAX APPLICABLE TO PROFIT	7,812.40	0.00	0.00	7,812.40
LIFE INSURANCE PREMIUMS	0.00	0.00	0.00	0.00
BENEFITS PAID OUT	-50,000.00	0.00	0.00	-50,000.00
TOTAL MEMBERS ACCOUNT	1,028,633.18	0.00	0.00	1,028,633.18
REPRESENTED BY				
TAX FREE COMPONENT				
CONTRIBUTIONS SEGMENT	174,336.71	0.00	0.00	174,336.71
CRYSTALLISED SEGMENT	305,618.53	0.00	0.00	305,618.53
TAXABLE COMPONENT				
TAXED ELEMENT	548,677.94	0.00	0.00	548,677.94
UNTAXED ELEMENT (INSURANCE COMPONENT)	0.00	0.00	0.00	0.00
TOTAL MEMBERS BENEFIT	1,028,633.18	0.00	0.00	1,028,633.18
ELIGIBLE SERVICE PERIOD				
DATE OF BIRTH	04/09/1951	10/11/1966		
AGE - 30 JUNE 2022	70	51		
PERIOD START DATE	01/05/1992	01/08/1991		
PRE JUNE 1983 DAYS	0	0		
POST JUNE 1983 DAYS	11,017	7,639		
TOTAL SERVICE DAYS - 30/06/22	11,017	7,639		
MEMBERS RBL LIMIT - LUMP SUM	648,946.00	648,946.00		
EXCESS BENEFITS	74,068.64	0.00		
MEMBERS RBL LIMIT - PENSION	1,297,886.00	1,297,886.00		
EXCESS BENEFITS	0.00	0.00		

KEY NOTES & FORMULAS

CONTRIBUTIONS SEGMENT			
OPENING BALANCE - 01/07/2021		181,935.19	0.00
EXTERNAL FUND TRANSFERS		0.00	0.00
MEMBERS CONTRIBUTIONS		0.00	0.00
LESS: BENEFITS PAID/ TRANSFERS OUT		-7,598.48	0.00
		174,336.71	0.00
CRYSTALLISED SEGMENT			
UNDEDUCTED CONTRIBUTIONS - PRE 17/07		318,938.94	0.00
PRE JULY 1983 COMPONENT - PRE 17/07		0.00	0.00
EXTERNAL FUND TRANSFERS		0.00	0.00
CGT EXEMPT COMPONENT		0.00	0.00
CONCESSIONAL COMPONENT		0.00	0.00
POST JUNE 1994 INVALIDITY COMPONENT		0.00	0.00
LESS: BENEFITS PAID/ TRANSFERS OUT		-13,320.41	0.00
		305,618.53	0.00
TAXABLE COMPONENT (TAXED ELEMENT)			
MEMBERS ACCOUNT BALANCE - 30/06/22		1,028,633.18	0.00
LESS: CONTRIBUTIONS SEGMENT		-174,336.71	0.00
LESS: CRYSTALLISED SEGMENT		-305,618.53	0.00
		548,677.94	0.00
NOTES			

The following link should be used to verify the calculation of the crystallised segment as at 30 June 2007
<http://calculators.ato.gov.au/scripts/axos/axos.asp?CONTEXT=&KBS=SCC.xr4&go=ok>

**FLEMING SUPERANNUATION FUND
MEMBERS ACCOUNTS
AS AT 30 JUNE 2022**

EARNINGS RATE	2022	2021	2020	2019	2018	2017
OPENING BALANCE OF FUND	1,197,181.61	1,042,895.10	1,340,651.34	1,385,083.93	1,186,111.90	1,140,295.51
NET FUND EARNINGS						
EARNINGS FOR YEAR	-126,360.83	200,869.84	-204,905.57	-51,085.91	212,602.10	43,788.44
TAX APPLICABLE TO EARNINGS	7,812.40	3,416.67	7,149.33	6,653.32	-13,630.07	2,027.95
NET FUND EARNINGS	-118,548.43	204,286.51	-197,756.24	-44,432.59	198,972.03	45,816.39
AVERAGE EARNING RATE	-9.90%	19.59%	-14.75%	-3.21%	16.78%	4.02%

AVERAGE 5 YEAR RATE 1.70% 4.48% 1.25% 5.28% 7.78% 6.40%

FLEMING SUPERANNUATION FUND
 INCOME TAX EXPENSE CALCULATION WORKSHEET
 FOR THE YEAR ENDED 30 JUNE 2022

DESCRIPTION	INCOME TAX EXPENSE		PROVISION FOR TAX	FUTURE INCOME TAX BENEFIT		PROVISION FOR DEFERRED TAX		
	EXPENSE			OPENING BALANCE	MOVEMENT	OPENING BALANCE	MOVEMENT	CLOSING BALANCE
ACCRUED BENEFITS FROM OPERATIONS	-126,361.00		126,361.00					
PERMANENT DIFFERENCES								
PENALTIES & FINES	0.00		0.00					
IMPUTATION CREDITS	7,812.00		-7,812.00					
FOREIGN TAX CREDITS	345.00		-345.00					
WITHHOLDING TAX	0.00		0.00					
NON ASSESSABLE PORTION OF TRUST DISTRIBUTIONS	0.00		0.00					
NON ASSESSABLE TRUST CAPITAL GAINS	-30,123.00		30,123.00					
NON ASSESSABLE PORTION OF REALISED CAPITAL GAINS	856.00		-856.00					
NON ASSESSABLE PORTION OF UNREALISED CAPITAL GAINS	0.00		0.00					
EXEMPT PENSION INCOME	-20,496.00		20,496.00					
1/3 DISCOUNT ON UNREALISED CAPITAL GAINS	55,989.00		-55,989.00					
TIMING DIFFERENCES								
TAX DEFERRED TRUST DISTRIBUTIONS			7,612.00			-51,409.99	111,978.00	60,568.01
UNREALISED CAPITAL GAINS			-175,579.00					
CAPITAL LOSSES								
OPENING BALANCE			0.00			0.00	0.00	0.00
CLOSING BALANCE								
less PERMANENT DIFFERENCE DISC ON UNREALISED CAP GAINS			55,989.00					
TOTAL ASSESSABLE INCOME	-111,978.00		-0.00	0.00	0.00	-51,409.99	111,978.00	60,568.01
TAX PAYABLE AT 15%	-16,796.70		-0.00	0.00	0.00	-7,711.50	16,796.70	9,085.20
IMPUTATION CREDITS	-7,812.40		7,812.40					
FOREIGN TAX CREDITS	0.00		0.00					
TFN TAX	0.00		0.00					
TOTAL TAX PAYABLE	-24,609.10		7,812.40	0.00	0.00	-7,711.50	16,796.70	9,085.20

MANAGED FUND TAX ADJUSTMENTS	IMPUTATION CREDITS	FOREIGN TAX CREDITS	TAX FREE INCOME	TAX DEF INCOME	DISCOUNT CAP GAINS	TFN TAX
B/FWD PREVIOUS YEAR	0.00	0.00	0.00	0.00	0.00	0.00
ADVANCE MANAGED FUNDS - NO 1	0.00	0.00	0.00	0.00	0.00	0.00
MBA MANAGED FUNDS	0.00	0.00	0.00	0.00	0.00	0.00
APN MANAGED FUNDS	0.00	0.00	0.00	0.00	0.00	0.00
NETWEALTH MANAGED PORTFOLIO	7,812.40	345.13	0.00	7,612.09	30,123.15	0.00
COLONIAL MANAGED FUNDS - NO 1	0.00	0.00	0.00	0.00	0.00	0.00
COLONIAL MANAGED FUNDS - NO 2	0.00	0.00	0.00	0.00	0.00	0.00
HOTELS INVESTMENT TRUST NO 1	0.00	0.00	0.00	0.00	0.00	0.00
ING MANAGED FUNDS	0.00	0.00	0.00	0.00	0.00	0.00
MERRILL LYNCH MANAGED FUNDS	0.00	0.00	0.00	0.00	0.00	0.00
PERPETUAL MANAGED FUNDS	0.00	0.00	0.00	0.00	0.00	0.00
C/FWD END OF YEAR	0.00	0.00	0.00	0.00	0.00	0.00
TOTALS	7,812.40	345.13	0.00	7,612.09	30,123.15	0.00



Australian Government
Australian Taxation Office

Agent STIRLING WARTON TAYLOR PTY
LIMITED
Client FLEMING SUPERANNUATION
FUND
ABN 44 839 887 748
TFN 834 629 542

Income tax 551

Date generated	25/08/2022
Overdue	\$0.00
Not yet due	\$0.00
Balance	\$0.00

Transactions

2 results found - from **01 July 2021** to **25 August 2022** sorted by **processed date** ordered **newest to oldest**

Processed date	Effective date	Description	Debit (DR)	Credit (CR)	Balance
17 Dec 2021	22 Dec 2021	EFT refund for Income Tax for the period from 01 Jul 20 to 30 Jun 21	\$3,157.67		\$0.00
17 Dec 2021	17 Dec 2021	Tax return Self Man Superfund - Income Tax for the period from 01 Jul 20 to 30 Jun 21		\$3,157.67	\$3,157.67 CR



Australian Government
Australian Taxation Office


Agent STIRLING WARTON TAYLOR PTY
LIMITED
Client FLEMING SUPERANNUATION
FUND
ABN 44 839 887 748
TFN 834 629 542

Activity statement 001

Date generated	25/08/2022
Overdue	\$0.00
Not yet due	\$0.00
Balance	\$0.00

Transactions

0 results found - from **01 July 2021** to **25 August 2022** sorted by **processed date** ordered **newest to oldest**



Macquarie Cash Management Account

MACQUARIE BANK LIMITED
ABN 46 008 583 542 AFSL 237502

enquiries 1800 806 310
transact@macquarie.com
www.macquarie.com.au

GPO Box 2520
Sydney, NSW 2001



016 43289

POMERAY PTY LTD
GPO BOX 7019
SYDNEY NSW 2001

1 Shelley Street
Sydney, NSW 2000

account balance \$36,917.24
as at 30 Jun 22

account name POMERAY PTY LTD ATF
FLEMING SUPERANNUATION FUND
account no. 121952626

transaction	description	debits	credits	balance
31.05.22	OPENING BALANCE			36,912.94
30.06.22	Interest		4.30	36,917.24
	CLOSING BALANCE AS AT 30 JUN 22	0.00	4.30	36,917.24

* Interest rate for the period 1 June to 16 June: 0.05%pa (16 days); 17 June to 30 June: balances \$0.00 to \$4,999.99 earned 0.25% balances \$5,000.00 and above earned 0.25%pa (14 days)

how to make a transaction

online

Log in to www.macquarie.com.au/personal

by phone

Call 133 275 to make a phone transaction

transfers from another bank account

Transfer funds from another bank to this account:
BSB 182 222
ACCOUNT NO. 121952626


deposits using BPay

From another bank



Bill code: 20206
Ref: 121 952 626

continued on next



Macquarie Cash Management Account

enquiries 1800 806 310

account name POMERAY PTY LTD ATF
FLEMING SUPERANNUATION FUND
account no. 121952626

Please note the following financial services companies and/or financial advisers have authority on your account.

Name	Authority Type
------	----------------

TAYLOR ROBERT M STIRLING WARTON TAYLOR PTY LTD	Enquiry authority
--	-------------------


Authority descriptions

Enquiry authority - you authorise the third party to have access to information about your account.

Please consider carefully who you appoint as a third party authority on your account as we may follow their instructions as if they were yours. It is important that you understand this risk and carefully consider what level of authority you give to them. For more information on third party authority levels search 'Macquarie Help' in your browser to find our Help Centre.

annual interest summary 2021/2022

INTEREST PAID	28.79
TOTAL INCOME PAID	28.79



Macquarie Cash Management Account

MACQUARIE BANK LIMITED
ABN 46 008 583 542 AFSL 237502

enquiries 1800 806 310
transact@macquarie.com
www.macquarie.com.au

GPO Box 2520
Sydney, NSW 2001

1 Shelley Street
Sydney, NSW 2000



POMERAY PTY LTD
GPO BOX 7019
SYDNEY NSW 2001

account balance **\$36,912.94**
as at 31 May 22

account name POMERAY PTY LTD ATF
FLEMING SUPERANNUATION FUND
account no. 121952626

transaction	description	debits	credits	balance
29.04.22	OPENING BALANCE			36,911.34
31.05.22	Interest		1.60	36,912.94
	CLOSING BALANCE AS AT 31 MAY 22	0.00	1.60	36,912.94

* Interest rate for the period 30 April to 31 May: 0.05%pa (32 days)

how to make a transaction

online
Log in to www.macquarie.com.au/personal

by phone
Call 133 275 to make a phone transaction

transfers from another bank account
Transfer funds from another bank to this account:
BSB 182 222
ACCOUNT NO. 121952626

deposits using BPay
From another bank



Bill code: 20206
Ref: 121 952 626

continued on next



MACQUARIE

Macquarie Cash Management Account

MACQUARIE BANK LIMITED

ABN 46 008 583 542

AFSL 237502

enquiries 1800 806 310

transact@macquarie.com

www.macquarie.com.au

GPO Box 2520
Sydney, NSW 2001

016

17818

POMERAY PTY LTD
GPO BOX 7019
SYDNEY NSW 20011 Shelley Street
Sydney, NSW 2000account balance **\$36,911.34**
as at 29 Apr 22account name POMERAY PTY LTD ATF
FLEMING SUPERANNUATION FUND
account no. 121952626

transaction	description	debits	credits	balance
31.03.22	OPENING BALANCE			36,909.89
29.04.22	Interest		1.45	36,911.34
	CLOSING BALANCE AS AT 29 APR 22	0.00	1.45	36,911.34

* Interest rate for the period 1 April to 29 April: 0.05%pa (29 days)

how to make a transaction

online

Log in to www.macquarie.com.au/personal

by phone

Call 133 275 to make a phone transaction

transfers from another bank account

Transfer funds from another bank to this account:

BSB 182 222

ACCOUNT NO. 121952626

deposits using BPay


From another bank



Billers code: 20206

Ref: 121 952 626

continued on next



Macquarie Cash Management Account

MACQUARIE BANK LIMITED
ABN 46 008 583 542 AFSL 237502

enquiries 1800 806 310
transact@macquarie.com
www.macquarie.com.au

GPO Box 2520
Sydney, NSW 2001

1 Shelley Street
Sydney, NSW 2000



016 23028

POMERAY PTY LTD
GPO BOX 7019
SYDNEY NSW 2001

account balance **\$36,909.89**
as at 31 Mar 22

account name POMERAY PTY LTD ATF
FLEMING SUPERANNUATION FUND
account no. 121952626

transaction	description	debits	credits	balance
28.02.22	OPENING BALANCE			36,908.34
31.03.22	Interest MACQUARIE CMA INTEREST PAID*		1.55	36,909.89
	CLOSING BALANCE AS AT 31 MAR 22	0.00	1.55	36,909.89

* Interest rate for the period 1 March to 31 March: 0.05%pa (31 days)

how to make a transaction

online

Log in to www.macquarie.com.au/personal

by phone

Call 133 275 to make a phone transaction

transfers from another bank account

Transfer funds from another bank to this account:
BSB 182 222
ACCOUNT NO. 121952626


deposits using BPay

From another bank



Billers code: 20206
Ref: 121 952 626

continued on next



Macquarie Cash Management Account

MACQUARIE BANK LIMITED
ABN 46 008 583 542 AFSL 237502

enquiries 1800 806 310
transact@macquarie.com
www.macquarie.com.au

GPO Box 2520
Sydney, NSW 2001



POMERAY PTY LTD
GPO BOX 7019
SYDNEY NSW 2001

1 Shelley Street
Sydney, NSW 2000

account balance **\$36,908.34**
as at 28 Feb 22

account name POMERAY PTY LTD ATF
FLEMING SUPERANNUATION FUND
account no. 121952626

transaction	description	debits	credits	balance
31.01.22	OPENING BALANCE			36,906.94
28.02.22	Interest MACQUARIE CMA INTEREST PAID*		1.40	36,908.34
	CLOSING BALANCE AS AT 28 FEB 22	0.00	1.40	36,908.34

* Interest rate for the period 1 February to 28 February: 0.05%pa (28 days)

how to make a transaction

online
Log in to www.macquarie.com.au/personal

by phone
Call 133 275 to make a phone transaction


transfers from another bank account
Transfer funds from another bank to this account:
BSB 182 222
ACCOUNT NO. 121952626

deposits using BPay
From another bank



Biller code: 20206
Ref: 121 952 626

continued on next



Macquarie Cash Management Account

MACQUARIE BANK LIMITED
ABN 46 008 583 542 AFSL 237502

enquiries 1800 806 310
transact@macquarie.com
www.macquarie.com.au

GPO Box 2520
Sydney, NSW 2001



016 18102

POMERAY PTY LTD
GPO BOX 7019
SYDNEY NSW 2001

1 Shelley Street
Sydney, NSW 2000

account balance \$36,906.94
as at 31 Jan 22

account name POMERAY PTY LTD ATF
FLEMING SUPERANNUATION FUND
account no. 121952626

transaction	description	debits	credits	balance
31.12.21	OPENING BALANCE			36,905.39
31.01.22	Interest		1.55	36,906.94
	CLOSING BALANCE AS AT 31 JAN 22	0.00	1.55	36,906.94

* Interest rate for the period 1 January to 31 January: 0.05%pa (31 days)

how to make a transaction**online**

Log in to www.macquarie.com.au/personal

by phone

Call 133 275 to make a phone transaction

transfers from another bank account

Transfer funds from another bank to this account:

BSB 182 222

ACCOUNT NO. 121952626


deposits using BPay

From another bank



Bill code: 20206
Ref: 121 952 626

continued on next



MACQUARIE

Macquarie Cash Management Account

MACQUARIE BANK LIMITED
ABN 46 008 583 542 AFSL 237502

enquiries 1800 806 310
transact@macquarie.com
www.macquarie.com.au

GPO Box 2520
Sydney, NSW 2001



016 43318

POMERAY PTY LTD
GPO BOX 7019
SYDNEY NSW 2001

1 Shelley Street
Sydney, NSW 2000

account balance **\$36,905.39**
as at 31 Dec 21

account name POMERAY PTY LTD ATF
FLEMING SUPERANNUATION FUND
account no. 121952626

transaction	description	debits	credits	balance
30.11.21	OPENING BALANCE			33,746.20
22.12.21	Deposit ATO ATO005000015758200		3,157.67	36,903.87
31.12.21	Interest MACQUARIE CMA INTEREST PAID*		1.52	36,905.39
	CLOSING BALANCE AS AT 31 DEC 21	0.00	3,159.19	36,905.39

* Interest rate for the period 1 December to 31 December: 0.05%pa (31 days)

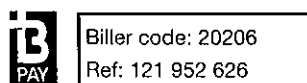
how to make a transaction

online
Log in to www.macquarie.com.au/personal

by phone
Call 133 275 to make a phone transaction

transfers from another bank account
Transfer funds from another bank to this account:
BSB 182 222
ACCOUNT NO. 121952626

deposits using BPay
From another bank



continued on next



Macquarie Cash Management Account

MACQUARIE BANK LIMITED
ABN 46 008 583 542 AFSL 237502

enquiries 1800 806 310
transact@macquarie.com
www.macquarie.com.au

GPO Box 2520
Sydney, NSW 2001



016 18874

POMERAY PTY LTD
GPO BOX 7019
SYDNEY NSW 2001

1 Shelley Street
Sydney, NSW 2000

account balance \$33,746.20
as at 30 Nov 21

account name POMERAY PTY LTD ATF
FLEMING SUPERANNUATION FUND
account no. 121952626

transaction	description	debits	credits	balance
31.10.21	OPENING BALANCE			33,743.88
30.11.21	Interest		2.32	33,746.20
	CLOSING BALANCE AS AT 30 NOV 21	0.00	2.32	33,746.20

* Interest rate for the period 1 November to 14 November: 0.12%pa (14 days); 15 November to 30 November: 0.05%pa (16 days)

how to make a transaction

online
Log in to www.macquarie.com.au/personal

by phone
Call 133 275 to make a phone transaction

transfers from another bank account
Transfer funds from another bank to this account:
BSB 182 222
ACCOUNT NO. 121952626

deposits using BPay
From another bank



Billers code: 20206
Ref: 121 952 626

continued on next



Macquarie Cash Management Account

MACQUARIE BANK LIMITED
ABN 46 008 583 542 AFSL 237502enquiries 1800 806 310
transact@macquarie.com
www.macquarie.com.auGPO Box 2520
Sydney, NSW 2001

016 18167

POMERAY PTY LTD
GPO BOX 7019
SYDNEY NSW 20011 Shelley Street
Sydney, NSW 2000account balance **\$33,743.88**
as at 31 Oct 21account name POMERAY PTY LTD ATF
FLEMING SUPERANNUATION FUND
account no. 121952626

transaction	description	debits	credits	balance
30.09.21	OPENING BALANCE			33,740.47
29.10.21	Interest		3.41	33,743.88
	CLOSING BALANCE AS AT 31 OCT 21	0.00	3.41	33,743.88

* Interest rate for the period 1 October to 31 October: 0.12%pa (31 days)

how to make a transaction

online

Log in to www.macquarie.com.au/personal

by phone

Call 133 275 to make a phone transaction

transfers from another bank account

Transfer funds from another bank to this account:

BSB 182 222

ACCOUNT NO. 121952626

deposits using BPay

From another bank



Biller code: 20206

Ref: 121 952 626

continued on next



Macquarie Cash Management Account

MACQUARIE BANK LIMITED
ABN 46 008 583 542 AFSL 237502

enquiries 1800 806 310
transact@macquarie.com
www.macquarie.com.au

GPO Box 2520
Sydney, NSW 2001

1 Shelley Street
Sydney, NSW 2000



016 23395

POMERAY PTY LTD
GPO BOX 7019
SYDNEY NSW 2001

account balance **\$33,740.47**
as at 30 Sep 21

account name POMERAY PTY LTD ATF
FLEMING SUPERANNUATION FUND
account no. 121952626

transaction	description	debits	credits	balance
31.08.21	OPENING BALANCE			33,737.17
30.09.21	Interest MACQUARIE CMA INTEREST PAID*		3.30	33,740.47
	CLOSING BALANCE AS AT 30 SEP 21	0.00	3.30	33,740.47

* Interest rate for the period 1 September to 30 September: 0.12%pa (30 days)

how to make a transaction

online

Log in to www.macquarie.com.au/personal

by phone

Call 133 275 to make a phone transaction

transfers from another bank account

Transfer funds from another bank to this account:

BSB 182 222

ACCOUNT NO. 121952626

deposits using BPay

From another bank



Bill code: 20206
Ref: 121 952 626

continued on next



Macquarie Cash Management Account

MACQUARIE BANK LIMITED
ABN 46 008 583 542 AFSL 237502enquiries 1800 806 310
transact@macquarie.com
www.macquarie.com.auGPO Box 2520
Sydney, NSW 2001

016 19026

POMERAY PTY LTD
GPO BOX 7019
SYDNEY NSW 20011 Shelley Street
Sydney, NSW 2000account balance **\$33,737.17**
as at 31 Aug 21account name POMERAY PTY LTD ATF
FLEMING SUPERANNUATION FUND
account no. 121952626

transaction	description	debits	credits	balance
31.07.21	OPENING BALANCE			25,053.30
12.08.21	Deposit		NETWEALTH INVEST WRAP05520512082021 30,000.00	55,053.30
13.08.21	Deposit		NETWEALTH INVEST WRAP05520513082021 30,000.00	85,053.30
17.08.21	Cheque	CHEQUE WITHDRAWAL 000100 50,000.00		35,053.30
20.08.21	Cheque	CHEQUE WITHDRAWAL 000099 1,320.00		33,733.30
31.08.21	Interest	MACQUARIE CMA INTEREST PAID*	3.87	33,737.17
	CLOSING BALANCE AS AT 31 AUG 21	51,320.00	60,003.87	33,737.17

* Interest rate for the period 1 August to 31 August: 0.12%pa (31 days)

how to make a transaction

online

Log in to www.macquarie.com.au/personal

by phone

Call 133 275 to make a phone transaction

transfers from another bank account

Transfer funds from another bank to this account:

BSB 182 222

ACCOUNT NO. 121952626

deposits using BPay

From another bank



Biller code: 20206

Ref: 121 952 626

continued on next



Macquarie Cash Management Account

MACQUARIE BANK LIMITED
ABN 46 008 583 542 AFSL 237502

enquiries 1800 806 310
transact@macquarie.com
www.macquarie.com.au

GPO Box 2520
Sydney, NSW 2001



POMERAY PTY LTD
GPO BOX 7019
SYDNEY NSW 2001

1 Shelley Street
Sydney, NSW 2000

account balance **\$25,053.30**
as at 31 Jul 21

account name POMERAY PTY LTD ATF
FLEMING SUPERANNUATION FUND
account no. 121952626

transaction	description	debits	credits	balance
30.06.21	OPENING BALANCE			25,050.78
30.07.21	Interest		2.52	25,053.30
	CLOSING BALANCE AS AT 31 JUL 21	0.00	2.52	25,053.30

* Interest rate for the period 1 July to 31 July: 0.12%pa (31 days)

how to make a transaction

online
Log in to www.macquarie.com.au/personal

by phone
Call 133 275 to make a phone transaction

transfers from another bank account
Transfer funds from another bank to this account:
BSB 182 222
ACCOUNT NO. 121952626

deposits using BPay
From another bank

	Bill code: 20206
	Ref: 121 952 626

continued on next