

Profit and Loss

KT Superannuation Fund 1 July 2018 to 30 June 2019

	30 Jun 19	30 Jun 18
Income		
200 - Net Foreign Income	245	382
260 - Franked Dividend	55,562	44,480
270 - Unfranked Dividend	3,929	3,235
280 - Interest Income	39	30
291 - Shares in listed companies	5,891	135,310
Total Income	65,666	183,438
Gross Profit	65,666	183,438
Net Profit	65,666	183,438

Balance Sheet

KT Superannuation Fund As at 30 June 2019

30 Jun 2019 30 Jun 2018

Assets

Current Assets		
600 - Cash at Bank	22,156	6,940
Total Current Assets	22,156	6,940
Fixed Assets		
710 - Listed Shares	1,258,314	1,273,535
Total Fixed Assets	1,258,314	1,273,535
Non-current Assets		
620 - Movement in Market Value	(225,267)	(246,380)
Total Non-current Assets	(225,267)	(246,380)
Total Assets	1,055,203	1,034,095

Liabilities

Current Liabilities		
804 - Withholding Tax	(248)	-
825 - IMP Credit	(15,937)	(13,344)
Total Current Liabilities	(16,185)	(13,344)
Total Liabilities	(16,185)	(13,344)
Net Assets	1,071,389	1,047,439

Equity

4000.01 - Opening balance - Members Fund (Deducted) K.TAN	543,435	543,435
4000.02 - Opening balance - Members Fund (Undeducted) K.TAN	63,991	63,991
4000.03 - Opening balance - Members Fund (Deducted) J.TAN	117,417	117,417
4000.04 - Opening balance - Members Fund (Undeducted) J.TAN	179,583	179,583
4001.01 - Increase/decrease in members benefits (Deducted) K.TAN	170,882	116,611
4001.02 - Increase/decrease in members benefits (Undeducted) K.TAN	19,734	13,373
4001.03 - Increase/decrease in members benefits (Deducted) J.TAN	36,921	25,195
4001.04 - Increase/decrease in members benefits (Undeducted) J.TAN	56,469	38,534
4080.01 - Benefits Paid - Deducted K.TAN	(62,330)	(30,474)
4080.02 - Benefits Paid - Undeducted K.TAN	(7,306)	(3,572)
4080.03 - Benefits Paid - Deducted J.TAN	(13,467)	(6,584)
4080.04 - Benefits Paid - Undeducted J.TAN	(20,597)	(10,070)
960 - Retained Earnings	(79,010)	(183,438)
Current Year Earnings	65,666	183,438
Total Equity	1,071,389	1,047,439

KT Superannuation Fund
For the year ended 30 June 2019

	<u>FY16</u>	<u>FY17</u>	<u>FY18</u>	<u>FY19</u>
Cost of Listed Shares	1,467,831.03	1,531,094.70	1,273,536.00	1,258,315.00
Movement in Market Value	(551,372.24)	(639,248.94)	(246,380.00)	(225,268.00)
Market Value	A) <u>916,458.79</u>	B) <u>891,845.76</u>	<u>1,027,156.00</u>	<u>1,033,047.00</u>
Increase/(decrease) between two years		B)-A) <u>(24,613.03)</u>	<u>135,310.24</u>	<u>5,891.00</u>
Increase/(decrease) in members benefits for the year		<u>(2,762.28)</u>	<u>10,570.29</u>	<u>11,283.49</u>
Changes in Market Value & members' benefits		<u>(27,375.31)</u>	<u>145,880.53</u>	<u>17,174.49</u>
Allocated to members' benefits				
K. Tan Deducted		(1,660.29)	6,353.35	7,360.39
K. Tan Undeducted		(194.60)	744.68	862.71
J. Tan Deducted		(358.73)	1,372.73	1,590.32
J. Tan Undeducted		(548.66)	2,099.53	2,432.30
		<u>(2,762.28)</u>	<u>10,570.29</u>	<u>12,245.72</u>
Pension Paid				
K. Tan Deducted		28,249.70	30474.00 \$	31,856.00
K. Tan Undeducted		3,311.17	3572.00 \$	3,734.00
J. Tan Deducted		6,103.75	6584.00 \$	6,883.00
J. Tan Undeducted		9,335.38	10070.00 \$	10,527.00
		<u>47,000.00</u>	<u>50,700.00 \$</u>	<u>53,000.00</u>

WP₂

KT Superannuation Fund
 For the year ended 30 June 2019
 Reconciliation & Calculation

	FY16	FY17	FY18	FY19
Cost of Listed Shares	1,467,831.03	1,531,094.70	1,273,536.00	1,258,315.00
Movement in Market Value	(551,372.24)	(639,248.94)	(246,380.00)	(225,268.00)
Market Value	A) <u>916,458.79</u>	B) <u>891,845.76</u>	1,027,156.00	1,033,047.00
Residual Value		(27,375.31)	145,880.53	17,174.49
Changes in Market Value for the year		B)-A) <u>(24,613.03)</u>	135,310.24	5,891.00
Increase/decrease in members benefits		<u>(2,762.28)</u>	<u>10,570.29</u>	<u>11,283.49</u>

Allocated to members' benefits

K. Tan Deducted (543434.55/904130.78*11284.99)	(1,660.29)	\$ 6,353.35	\$ 6,782.04
K. Tan Undeducted (63696.31/904130.78*11284.99)	(194.60)	\$ 744.68	\$ 794.92
J. Tan Deducted (117416.8/904130.78*11284.99)	(358.73)	\$ 1,372.73	\$ 1,465.36
J. Tan Undeducted (179583.12/904130.78*11284.99)	(548.66)	\$ 2,099.53	\$ 2,241.18
	<u>(2,762.28)</u>	\$ 10,570.29	\$ 11,283.49

Pension Paid

K. Tan Deducted (563008.19/936696.13*47000)	28,249.70	\$ 30,474.00	\$ 31,856.00
K. Tan Undeducted (65990.55/936696.13*47000)	3,311.17	\$ 3,572.00	\$ 3,734.00
J. Tan Deducted (121645.97/936696.13*47000)	6,103.75	\$ 6,584.00	\$ 6,883.00
J. Tan Undeducted (186051.42/936696.13*47000)	9,335.38	\$ 10,070.00	\$ 10,527.00
	<u>47,000.00</u>	\$ 50,700.00	\$ 53,000.00

Member's Balance

Movement in member's balance for the year	01/07/2016	30/06/2017	30/06/2018	30/06/2019
19,573.65	563,008.19	543,434.55	\$ 629,572.00	\$ 651,987.00
2,294.24	65,990.55	63,696.31	\$ 73,792.00	\$ 76,419.00
4,229.17	121,645.97	117,416.80	\$ 136,028.00	\$ 140,871.00
6,468.30	186,051.42	179,583.12	\$ 208,047.00	\$ 215,455.00
32,565.35	936,696.13	904,130.78	\$ 1,047,439.00	\$ 1,084,732.00



Statement 37 (Page 1 of 2)

Account Number 06 3010 10880709

Statement Period 16 Jun 2018 - 15 Sep 2018

Closing Balance \$9,480.63 CR

Enquiries 13 1998
 (24 hours a day, 7 days a week)



029

THE TRUSTEE
 KT SUPERANNUATION FUND
 1 BEVERLY HILLS DR
 TEMPLESTOWE VIC 3106

Direct Investment Account

Name: JOTAN PTY LTD IN TRUST FOR
 KT SUPERANNUATION FUND


Note: Have you checked your statement today? It's easy to find out more information about each of your transactions by logging on to the CommBank App or NetBank. Should you have any questions on fees or see an error please contact us on the details above. Cheque proceeds are available when cleared.

Date	Transaction	Debit	Credit	Balance
16 Jun 2018	OPENING BALANCE			\$11,349.79 CR
20 Jun	Direct Credit 062895 COMMONWEALTH SEC COMMSEC		9,180.05	\$20,529.84 CR
20 Jun	Transfer to CBA A/c NetBank sfund pmt	4,500.00		\$16,029.84 CR
22 Jun	Direct Debit 062934 COMMONWEALTH SEC COMMSEC	2,719.95		\$13,309.89 CR
25 Jun	Transfer to CBA A/c NetBank Pension	2,600.00		\$10,709.89 CR
28 Jun	Direct Debit 062934 COMMONWEALTH SEC COMMSEC	3,769.95		\$6,939.94 CR
01 Jul	CREDIT INTEREST EARNED on this account to June 30, 2018 is \$30.38			
01 Jul	Credit Interest		11.41	\$6,951.35 CR
02 Jul	Direct Credit 397204 ANZ DIVIDEND A065/00115538		4,653.60	\$11,604.95 CR
04 Jul	Direct Credit 062895 COMMONWEALTH SEC COMMSEC		360.10	\$11,965.05 CR
05 Jul	Direct Credit 002473 NAB INTERIM DIV DV191/00409969		1,188.00	\$13,153.05 CR
19 Jul	Direct Credit 062895 COMMONWEALTH SEC COMMSEC		44,196.90	\$57,349.95 CR
25 Jul	Transfer to CBA A/c NetBank Pension	2,600.00		\$54,749.95 CR
25 Jul	Direct Debit 062934 COMMONWEALTH SEC COMMSEC	8,979.95		\$45,770.00 CR
27 Jul	Direct Credit 062895 COMMONWEALTH SEC COMMSEC		4,730.05	\$50,500.05 CR
02 Aug	Direct Debit 062934 COMMONWEALTH SEC COMMSEC	6,639.90		\$43,860.15 CR

33 10 00 03 1 2 22 20 13 03 03 SL R3 S952 D260 Q V08 00 25

Account Number

06 3010 10880709



Date	Transaction	Debit	Credit	Balance
03 Aug	Direct Debit 062934 COMMONWEALTH SEC COMMSEC	36,443.68		\$7,416.47 CR
14 Aug	Chq Dep Branch Eltham		6,300.00	\$13,716.47 CR
17 Aug	Direct Debit 062934 COMMONWEALTH SEC COMMSEC	2,855.84		\$10,860.63 CR
25 Aug	Transfer to CBA A/c NetBank Pension	2,600.00		\$8,260.63 CR
14 Sep	Direct Credit 071224 TABCORP DIV 001218039966		1,220.00	\$9,480.63 CR
15 Sep	2018 CLOSING BALANCE			\$9,480.63 CR

Opening balance	-	Total debits	+	Total credits	=	Closing balance
\$11,349.79 CR		\$73,709.27		\$71,840.11		\$9,480.63 CR

Your Credit Interest Rate Summary

Date	Balance	Standard Credit Interest Rate (p.a.)
15 Sep	Less than \$5,000.00	0.15%
	\$5,000.00 - \$49,999.99	0.15%
	\$50,000.00 - \$249,999.99	0.35%
	\$250,000.00 and over	1.00%

Note. Interest rates are effective as at the date shown but are subject to change.



029

THE TRUSTEE
 KT SUPERANNUATION FUND
 1 BEVERLY HILLS DR
 TEMPLESTOWE VIC 3106

Account Number 06 3010 10880709

Statement Period 16 Sep 2018 - 15 Dec 2018

Closing Balance \$5,198.02 CR


Enquiries 13 1998
 (24 hours a day, 7 days a week)

Direct Investment Account

Name: JOTAN PTY LTD IN TRUST FOR
 KT SUPERANNUATION FUND

Note: Have you checked your statement today? It's easy to find out more information about each of your transactions by logging on to the CommBank App or NetBank. Should you have any questions on fees or see an error please contact us on the details above. Cheque proceeds are available when cleared.

Date	Transaction	Debit	Credit	Balance
16 Sep 2018	OPENING BALANCE			\$9,480.63 CR
17 Sep	Direct Credit 077669 MQGPC S00006395112		163.00	\$9,643.63 CR
19 Sep	Direct Debit 062934 COMMONWEALTH SEC COMMSEC	9.90		\$9,633.73 CR
20 Sep	Direct Credit 458106 WOODSIDE INT18/00521889		1,092.03	\$10,725.76 CR
21 Sep	Direct Credit 062895 COMMONWEALTH SEC COMMSEC		460.10	\$11,185.86 CR
24 Sep	Direct Credit 396297 AZJ LIMITED SEP18/00826066		266.50	\$11,452.36 CR
25 Sep	Transfer to CBA A/c NetBank Pension	2,600.00		\$8,852.36 CR
25 Sep	Direct Credit 062895 COMMONWEALTH SEC COMMSEC		974.87	\$9,827.23 CR
25 Sep	Direct Credit 458106 BHP LTD DIVIDEND AF377/00902985		1,328.18	\$11,155.41 CR
26 Sep	Direct Credit 062895 COMMONWEALTH SEC COMMSEC		9,580.05	\$20,735.46 CR
26 Sep	Direct Credit 507198 GRANGES RESOURCE 78000006442		350.00	\$21,085.46 CR
27 Sep	Direct Credit 088147 TLS FNL DIV 001219727356		3,025.00	\$24,110.46 CR
27 Sep	Direct Credit 255730 SANTOS LIMITED S00006395112		443.57	\$24,554.03 CR
28 Sep	Direct Credit 361301 AMP LIMITED 18INT/01184061		600.00	\$25,154.03 CR
28 Sep	Direct Debit 062934 COMMONWEALTH SEC COMMSEC	3,689.77		\$21,464.26 CR
30 Sep	CIS - SYR SPP 2018 NetBank BPAY 288308 143109900123372413 SYR SPP	5,000.00		\$16,464.26 CR



Date	Transaction	Debit	Credit	Balance			
01 Oct	Credit Interest		1 10.17	\$16,474.43 CR			
02 Oct	Direct Credit 436383 FMG FINAL DIV 001220933537		1 1,200.00	\$17,674.43 CR			
04 Oct	Direct Credit 458106 PACT GROUP LTD OCT18/00800274		1 575.00	\$18,249.43 CR			
09 Oct	Direct Credit 062895 COMMONWEALTH SEC COMMSEC		7,508.87	\$25,758.30 CR			
10 Oct	Direct Credit 208379 JUPITER DIVIDEND 001222529897		1 2,437.40	\$28,195.70 CR			
11 Oct	Direct Credit 458106 SOUTH32 DIVIDEND AF005/00902236		1 129.87	\$28,325.57 CR			
12 Oct	Chq Dep Branch Pines Doncaster	160	1 600.00	\$28,925.57 CR			
15 Oct	Direct Credit 396297 MT GIBSON IRON OCT18/00800666		1 750.00	\$29,675.57 CR			
15 Oct	Direct Debit 062934 COMMONWEALTH SEC COMMSEC	18,459.85		\$11,215.72 CR			
17 Oct	Direct Debit 062934 COMMONWEALTH SEC COMMSEC	3,169.95		\$8,045.77 CR			
25 Oct	Transfer to CBA A/c NetBank Pension		1 2,600.00	\$5,445.77 CR			
30 Oct	Direct Credit 407459 JHC FNL DIV 001222492485		1 1,031.25	\$6,477.02 CR			
08 Nov	ASIC NetBank BPAY 17301 2290664337701 annual fee	263.00		\$6,214.02 CR			
25 Nov	Transfer to CBA A/c NetBank Pension		1 2,600.00	\$3,614.02 CR			
14 Dec	Direct Credit 002473 NAB FINAL DIV DV192/00405531		1 1,584.00	\$5,198.02 CR			
15 Dec	2018 CLOSING BALANCE			\$5,198.02 CR			
Opening balance		-	Total debits	+	Total credits	=	Closing balance
\$9,480.63 CR			\$38,392.47		\$34,109.86		\$5,198.02 CR

Your Credit Interest Rate Summary

Date	Balance	Standard Credit Interest Rate (p.a.)
15 Dec	Less than \$5,000.00	0.15%
	\$5,000.00 - \$49,999.99	0.15%
	\$50,000.00 - \$249,999.99	0.35%
	\$250,000.00 and over	1.00%

Note: Interest rates are effective as at the date shown but are subject to change



Account Number 06 3010 10880709

Statement Period 16 Dec 2018 - 15 Mar 2019

Closing Balance \$53,975.44 CR

Enquiries 13 1998
 (24 hours a day, 7 days a week)



029

THE TRUSTEE
 KT SUPERANNUATION FUND
 1 BEVERLY HILLS DR
 TEMPLESTOWE VIC 3106

Direct Investment Account


Name: JOTAN PTY LTD IN TRUST FOR
 KT SUPERANNUATION FUND

Note: Have you checked your statement today? It's easy to find out more information about each of your transactions by logging on to the CommBank App or NetBank. Should you have any questions on fees or see an error please contact us on the details above. Cheque proceeds are available when cleared.

Date	Transaction	Debit	Credit	Balance
16 Dec 2018	OPENING BALANCE			\$5,198.02 CR
17 Dec	Direct Credit 077669 MQGPC S00006395112		142.37	\$5,340.39 CR
18 Dec	Direct Credit 397204 ANZ DIVIDEND A066/00474660		4,653.60	\$9,993.99 CR
25 Dec	Transfer to CBA A/c NetBank Pension	2,600.00		\$7,393.99 CR
01 Jan	Credit Interest		3.29	\$7,397.28 CR
23 Jan	Direct Credit 062895 COMMONWEALTH SEC COMMSEC		11,370.05	\$18,767.33 CR
25 Jan	Transfer to CBA A/c NetBank Pension	2,600.00		\$16,167.33 CR
30 Jan	Direct Credit 458106 BHP GROUP DIV AS378/00905958		2,119.11	\$18,286.44 CR
07 Feb	Direct Credit 062895 COMMONWEALTH SEC COMMSEC		29,814.18	\$48,100.62 CR
12 Feb	Direct Debit 062934 COMMONWEALTH SEC COMMSEC	20,529.95		\$27,570.67 CR
13 Feb	Direct Debit 062934 COMMONWEALTH SEC COMMSEC	6,508.80		\$21,061.87 CR
15 Feb	Direct Debit 062934 COMMONWEALTH SEC COMMSEC	5,185.95		\$15,875.92 CR
25 Feb	Transfer to CBA A/c NetBank Pension	2,600.00		\$13,275.92 CR
28 Feb	Direct Credit 458106 SCG DISTRIBUTION FEB19/00823930		367.00	\$13,642.92 CR
06 Mar	Direct Credit 062895 COMMONWEALTH SEC COMMSEC		9,360.05	\$23,002.97 CR
08 Mar	Direct Credit 062895 COMMONWEALTH SEC COMMSEC		1,150.10	\$24,153.07 CR

Account Number

06 3010 10880709



Date	Transaction	Debit	Credit	Balance
11 Mar	Direct Credit 062895 COMMONWEALTH SEC COMMSEC		32,960.40	\$57,113.47 CR
13 Mar	ALTURA MNING SPP NetBank BPAY 46367 3730100000013176 AJM SPP	2,500.00		\$54,613.47 CR
13 Mar	Direct Credit 071224 TABCORP DIV 001225132094		1,342.00	\$55,955.47 CR
15 Mar	Direct Credit 062895 COMMONWEALTH SEC COMMSEC		2,880.05	\$58,835.52 CR
15 Mar	ALTURA MNING SPP NetBank BPAY 46367 3730100000013176 AJM SPP	5,000.00		\$53,835.52 CR
15 Mar	Direct Credit 077669 MQGPC S00006395112		139.92	\$53,975.44 CR
15 Mar	2019 CLOSING BALANCE			\$53,975.44 CR

Opening balance	-	Total debits	+	Total credits	=	Closing balance
\$5,198.02 CR		\$47,524.70		\$96,302.12		\$53,975.44 CR

Your Credit Interest Rate Summary

Date	Balance	Standard Credit Interest Rate (p.a.)
15 Mar	Less than \$5,000.00	0.15%
	\$5,000.00 - \$49,999.99	0.15%
	\$50,000.00 - \$249,999.99	0.35%
	\$250,000.00 and over	1.00%

Note. Interest rates are effective as at the date shown but are subject to change.

JOTAN PTY LTD ITFKT SUPERANNUATION FUND
 1 BEVERLY HILLS DR
 TEMPLESTOWE VIC Australia 3106

19 April 2019

Dear JOTAN PTY LTD ITFKT SUPERANNUATION FUND,

Here's your account information and a list of transactions from 16/03/19-19/04/19.

Account name JOTAN PTY LTD ITFKT SUPERANNUATION FUND
BSB 063010
Account number 10880709
Account type CDIA
Date opened 06/07/2009

Date	Transaction details		Amount	Balance
16 Mar 2019	pershing securities. NetBank BPAY 244764 00023065063 nxt science	NXS	-5,000.00	\$48,975.44
19 Mar 2019	Direct Credit 062895 COMMONWEALTH SEC COMMSEC		\$4,480.05	\$53,455.49
20 Mar 2019	Direct Credit 458106 WOODSIDE FIN18/00521591		\$1,905.89	\$55,361.38
22 Mar 2019	Direct Credit 436383 FMG DIVIDEND 001227447520		\$1,500.00	\$56,861.38
25 Mar 2019	Transfer to CBA A/c NetBank Pension		-2,600.00	\$54,261.38
25 Mar 2019	Direct Credit 396297 AZJ LIMITED MAR19/00825502		\$285.00	\$54,546.38
26 Mar 2019	Direct Credit 458106 BHP GROUP DIV AI379/00900117		\$1,171.21	\$55,717.59
28 Mar 2019	AUTOMIC PTY LTD 35 NetBank BPAY 275537 3500036505029648 AGY SPP		-5,000.00	\$50,717.59
28 Mar 2019	Direct Credit 361301 AMP LIMITED 18FIN/01181196		\$240.00	\$50,957.59
28 Mar 2019	AUTOMIC PTY LTD 35 NetBank BPAY 275537 3500036505029648		-5,000.00	\$45,957.59
28 Mar 2019	Direct Credit 255730 SANTOS LIMITED S00006395112		\$716.16	\$46,673.75
29 Mar 2019	Direct Credit 062895 COMMONWEALTH SEC COMMSEC		\$8,580.05	\$55,253.80
29 Mar 2019	Direct Credit 088147 TLS INT DIV 001226245665		\$2,200.00	\$57,453.80
29 Mar 2019	Direct Credit 507198 GRANGES RESOURCE		\$350.00	\$57,803.80

Date	Transaction details	Amount	Balance
01 Apr 2019	Credit Interest	\$14.62	\$57,818.42
04 Apr 2019	Direct Credit 458106 SOUTH32 DIVIDEND RAU19/00900013	\$143.83	\$57,962.25
05 Apr 2019	Direct Debit 062934 COMMONWEALTH SEC COMMSEC	-\$7,619.95	\$50,342.30
08 Apr 2019	Direct Debit 062934 COMMONWEALTH SEC COMMSEC	-\$5,379.95	\$44,962.35
10 Apr 2019	Direct Credit 062895 COMMONWEALTH SEC COMMSEC	\$3,719.13	\$48,681.48
11 Apr 2019	Direct Credit 062895 COMMONWEALTH SEC COMMSEC	\$2,180.05	\$50,861.53
12 Apr 2019	Direct Credit 062895 COMMONWEALTH SEC COMMSEC	\$2,442.18	\$53,303.71
16 Apr 2019	Direct Debit 062934 COMMONWEALTH SEC COMMSEC	-\$5,608.35	\$47,695.36

Any pending transactions haven't been included in this list. Proceeds of cheques aren't available until cleared.

If you have questions or need more information, go to commbank.com.au/support.

Yours sincerely,



Brian Moseley
General Manager, Retail Customer Service

JOTAN PTY LTD ITFKT SUPERANNUATION FUND
1 BEVERLY HILLS DR
TEMPLESTOWE VIC Australia 3106

11 October 2019

Dear JOTAN PTY LTD ITFKT SUPERANNUATION FUND,

Here's your account information and a list of transactions from 17/04/19-30/06/19.

Account name JOTAN PTY LTD ITFKT SUPERANNUATION FUND
BSB 063010
Account number 10880709
Account type CDIA
Date opened 06/07/2009

Date	Transaction details	Amount	Balance
23 Apr 2019	Direct Debit 062934 COMMONWEALTH SEC COMMSEC	-\$21,649.91	\$26,045.45
24 Apr 2019	Direct Debit 062934 COMMONWEALTH SEC COMMSEC	-\$2,811.60	\$23,233.85
25 Apr 2019	Transfer to CBA A/c NetBank Pension	1 -\$2,600.00	\$20,633.85
29 Apr 2019	Direct Credit 062895 COMMONWEALTH SEC COMMSEC	\$13,885.70	\$34,519.55
30 Apr 2019	Direct Credit 407459 JHC ITM DIV 001228648653	1 \$770.00	\$35,289.55
01 May 2019	Direct Credit 062895 COMMONWEALTH SEC COMMSEC	\$8,845.72	\$44,135.27
03 May 2019	Direct Credit 062895 COMMONWEALTH SEC COMMSEC	\$7,414.50	\$51,549.77
07 May 2019	Direct Debit 062934 COMMONWEALTH SEC COMMSEC	-\$18,231.67	\$33,318.10
08 May 2019	Direct Debit 062934 COMMONWEALTH SEC COMMSEC	-\$4,319.95	\$28,998.15
10 May 2019	Direct Debit 062934 COMMONWEALTH SEC COMMSEC	-\$11,979.81	\$17,018.34
13 May 2019	Direct Debit 062934 COMMONWEALTH SEC COMMSEC	-\$1,199.30	\$15,819.04
15 May 2019	Direct Credit 458106 NEOMETALS LTD MAY19/00800295	1 \$200.00	\$16,019.04
15 May 2019	Direct Credit 062895 COMMONWEALTH SEC COMMSEC	\$14,409.46	\$30,428.50
17 May 2019	Direct Debit 062934 COMMONWEALTH SEC	-\$9,714.95	\$20,713.55

Date	Transaction details	Amount	Balance
20 May 2019	Direct Debit 062934 COMMONWEALTH SEC COMMSEC	-\$6,669.95	\$14,043.60
21 May 2019	Direct Credit 208379 JUPITER DIVIDEND 001229232943	1 \$1,218.70	\$15,262.30
22 May 2019	Direct Credit 062895 COMMONWEALTH SEC COMMSEC	\$980.00	\$16,242.30
24 May 2019	Direct Credit 062895 COMMONWEALTH SEC COMMSEC	\$8,180.05	\$24,422.35
25 May 2019	Transfer to CBA A/c NetBank Pension	1 -\$2,600.00	\$21,822.35
27 May 2019	Transfer to other Bank NetBank Trident	Acctg fee 1 -\$950.00	\$20,872.35
29 May 2019	Direct Debit 062934 COMMONWEALTH SEC COMMSEC	-\$5,439.90	\$15,432.45
10 Jun 2019	Transfer to xx8286 NetBank JK Tan Pension	1 -\$10,000.00	\$5,432.45
11 Jun 2019	Direct Credit 062895 COMMONWEALTH SEC COMMSEC	\$9,274.10	\$14,706.55
14 Jun 2019	Direct Credit 436383 FMG SPECIAL DIV 001229802206	1 \$1,800.00	\$16,506.55
17 Jun 2019	Direct Credit 077669 MQGPC S00006395112	1 \$145.10	\$16,651.65
19 Jun 2019	Transfer to xx8286 NetBank JK Tan Pension	1 -\$11,800.00	\$4,851.65
25 Jun 2019	Transfer to CBA A/c NetBank Pension	1 -\$2,600.00	\$2,251.65
25 Jun 2019	Direct Credit 062895 COMMONWEALTH SEC COMMSEC	\$5,254.15	\$7,505.80
26 Jun 2019	Direct Credit 062895 COMMONWEALTH SEC COMMSEC	1 \$14,650.05	\$22,155.85

Any pending transactions haven't been included in this list. Proceeds of cheques aren't available until cleared.

If you have questions or need more information, go to commbank.com.au/support.

Yours sincerely,



Brian Moseley
General Manager, Retail Customer Service

Closing bal.
@ 30.06.2019