

From First to Last by Account  
Options: Not summarised, Excluding NIL Balances  
Client Code: RMT102 From 01/07/2020 To 30/06/2021

Last Year	Account	Description	Debit	Credit
	<b>197</b>	<b>Managed funds</b>		
(361.84)	19702	APN property for income fund	-	
(68.54)	19703	Colonial future leaders fund	-	
(46.99)	19707	Colonial property securities fund	-	
(121.43)	19712	ING emerging companies trust	-	
(9.36)	19715	Perpetual industrial share fund	-	
(11683.65)	19720	Netwealth managed portfolio		27617.67
(9695.19)	198	Dividends received		4012.20
	<b>199</b>	<b>Interest received</b>		
(337.81)	19901	Macquarie CMT		4.86
(2692.72)	19902	Netwealth managed portfolio		56.52
	<b>204</b>	<b>Movement in Net Market Values</b>		
110566.60	20403	Managed funds		134964.26
1388.52	20433	Managed funds	3681.23	
275.00	301	Administration Costs	275.00	
1228.14	344	Adviser fees	2124.39	
259.00	364	Filing fees	259.00	
	<b>550</b>	<b>SUPERANNUATION FUND</b>		
88699.73	55002	Profit Earned This Year	-	
(88699.73)	55003	Distribution to Members	160315.89	
	<b>551</b>	<b>ROBERT MARK TAYLOR</b>		
(238914.99)	55101	Balance at beginning of year		200368.26
43619.47	55102	Allocated profits		77706.98
(6381.95)	55105	Income tax expense on earnings	5782.83	
(20000.00)	55107	Contributions from employer		25000.00
827.79	55110	Income tax expense on contributions	1300.00	
6000.00	55111	Superannuation surcharge payments	3750.00	
14481.42	55112	Insurance premiums paid	16333.31	
	<b>552</b>	<b>TINA TAYLOR</b>		
(246916.06)	55201	Balance at Beginning of Year		213007.91
45080.26	55202	Allocated earnings		82608.91
(6595.68)	55205	Income tax expense on earnings	6147.63	
(10000.00)	55207	Contributions from employer		10000.00
1337.02	55210	Income tax expense on contributions	1296.77	
3000.00	55211	Superannuation surcharge payments	3100.00	
1086.55	55212	Insurance Premiums Paid	1354.88	
15397.96	680	Cash at bank	10589.63	
13630.73	681	Netwealth portfolio account	28350.29	

From First to Last by Account  
Options: Not summarised, Excluding NIL Balances  
Client Code: RMT102 From 01/07/2020 To 30/06/2021

Last Year	Account	Description	Debit	Credit
	<b>789</b>	<b>Interest bearing securities</b>		
8941.98	78950	Principal global credit opportunities fund	25991.37	
	<b>790</b>	<b>Property securities</b>		
16399.19	79002	APN property for income fund	19915.59	
20634.39	79007	Colonial property securities fund	-	
16770.27	79060	SGH property income fund	37973.78	
17587.09	79080	Zurich property securities fund	39287.15	
	<b>791</b>	<b>Small Cap domestic equities</b>		
10498.05	79103	Colonial future leaders fund	-	
21659.78	79110	Aberdeen small companies fund	36232.60	
29352.77	79150	Pengana emerging companies fund	40475.61	
	<b>795</b>	<b>Large Cap domestic equities</b>		
40483.37	79508	Colonial geared share fund	-	
124645.68	79510	ANZ Bank Ltd	198654.55	
-	79530	First Sentier geared share fund	67456.46	
	<b>796</b>	<b>International equities</b>		
22035.01	79610	Arrowsstreetglobal equity fund (hedged)	23268.48	
32440.75	79640	Magellan high conviction fund	37039.48	
9653.97	79670	Walter Scott global equity fund (hedged)	11452.70	
5520.00	79680	BBUS equities strong bear hedge	-	
183.63	904	Provision for income tax		1109.20
7541.55	944	Provision for deferred tax liability		5951.85
	<b>999</b>	<b>Jobstream Selection Account</b>		
22.00	99901	Jobstream Selection Account	22.00	
(22.00)	99999	Clearing balance		22.00
<b>88699.73</b>		<b>Total</b>	<b>782430.62</b>	<b>782430.62</b>

NET PROFIT THIS YEAR 160315.89  
NET LOSS LAST YEAR 88699.73

No. of Accounts: 51  
No. of Entries: 91

Client Code: RMT102 From First to Last by Account  
From 01/07/2020 To 30/06/2021

Date	Type Gp	Ref.	Debit	Credit	Balance
<b>197</b>	<b>Managed funds</b>				
<b>19720</b>	<b>Netwealth managed portfolio</b>				
					LY Closing Balance (11683.65)
30/06/2021	Jnl	5		27617.67	(27617.67)
					netwealth cash receipts & pmts for the year
			Closing Balance 0.00	27617.67	(27617.67)
<b>198</b>	<b>Dividends received</b>				
					LY Closing Balance (9695.19)
30/06/2021	Jnl	5		4012.20	(4012.20)
					netwealth cash receipts & pmts for the year
			Closing Balance 0.00	4012.20	(4012.20)
<b>199</b>	<b>Interest received</b>				
<b>19901</b>	<b>Macquarie CMT</b>				
					LY Closing Balance (337.81)
30/06/2021	Jnl	1		4.86	(4.86)
					mbl cmt cash receipts & pmts for the year
			Closing Balance 0.00	4.86	(4.86)
<b>19902</b>	<b>Netwealth managed portfolio</b>				
					LY Closing Balance (2692.72)
30/06/2021	Jnl	5		56.52	(56.52)
					netwealth cash receipts & pmts for the year
			Closing Balance 0.00	56.52	(56.52)
<b>204</b>	<b>Movement in Net Market Values</b>				
<b>20403</b>	<b>Managed funds</b>				
					LY Closing Balance 110566.60
30/06/2021	Jnl	7		134964.26	(134964.26)
					revaluation of investments to market value at year end
			Closing Balance 0.00	134964.26	(134964.26)
<b>20433</b>	<b>Managed funds</b>				
					LY Closing Balance 1388.52
30/06/2021	Jnl	6	3681.23		3681.23
					profit on disposal of investments during the year
			Closing Balance 3681.23	0.00	3681.23

Client Code: RMT102      From First to Last by Account  
From 01/07/2020 To 30/06/2021

Date	Type Gp	Ref.	Debit	Credit	Balance
<b>301 Administration Costs</b>					
					LY Closing Balance
					275.00
30/06/2021	Jnl	1	275.00		275.00
			mbl cmt cash receipts & pmts for the year		
			Closing Balance	275.00	0.00
					275.00
<b>344 Adviser fees</b>					
					LY Closing Balance
					1228.14
30/06/2021	Jnl	5	2124.39		2124.39
			netwealth cash receipts & pmts for the year		
			Closing Balance	2124.39	0.00
					2124.39
<b>364 Filing fees</b>					
					LY Closing Balance
					259.00
30/06/2021	Jnl	4	259.00		259.00
			ato fees for the year		
			Closing Balance	259.00	0.00
					259.00
<b>550 SUPERANNUATION FUND</b>					
<b>55001 Unallocated Benefits Brought Forward</b>					
					Opening Balance
					0.00
01/07/2020	Jnl		88699.73		88699.73
			Year end balance forward		
01/07/2020	Jnl			88699.73	0.00
			Year end balance forward		
			Closing Balance	88699.73	88699.73
					0.00
<b>55002 Profit Earned This Year</b>					
					Opening Balance
					88699.73
01/07/2020	Jnl			88699.73	0.00
			Year end balance forward : Profit distribution		
			Closing Balance	0.00	88699.73
					0.00
<b>55003 Distribution to Members</b>					
					Opening Balance
					(88699.73)
01/07/2020	Jnl		88699.73		0.00
			Year end balance forward		
30/06/2021	Jnl	8	160315.89		160315.89
			allocation of net earnings to members for the year		
			Closing Balance	249015.62	0.00
					160315.89

Client Code: RMT102      From First to Last by Account  
From 01/07/2020 To 30/06/2021

Date	Type Gp	Ref.	Debit	Credit	Balance
<b>551</b>	<b>ROBERT MARK TAYLOR</b>				
<b>55101</b>	<b>Balance at beginning of year</b>				
	Opening Balance				(238914.99)
01/07/2020	Jnl		43619.47		(195295.52)
	Year end balance forward				
01/07/2020	Jnl			6381.95	(201677.47)
	Year end balance forward				
01/07/2020	Jnl			20000.00	(221677.47)
	Year end balance forward				
01/07/2020	Jnl		827.79		(220849.68)
	Year end balance forward				
01/07/2020	Jnl		6000.00		(214849.68)
	Year end balance forward				
01/07/2020	Jnl		14481.42		(200368.26)
	Year end balance forward				
	Closing Balance		64928.68	26381.95	(200368.26)
<b>55102</b>	<b>Allocated profits</b>				
	Opening Balance				43619.47
01/07/2020	Jnl			43619.47	0.00
	Year end balance forward				
30/06/2021	Jnl	8		77706.98	(77706.98)
	allocation of net earnings to members for the year				
	Closing Balance		0.00	121326.45	(77706.98)
<b>55105</b>	<b>Income tax expense on earnings</b>				
	Opening Balance				(6381.95)
01/07/2020	Jnl		6381.95		0.00
	Year end balance forward				
30/06/2021	Jnl	9	5782.83		5782.83
	tax expense for the year				
	Closing Balance		12164.78	0.00	5782.83
<b>55107</b>	<b>Contributions from employer</b>				
	Opening Balance				(20000.00)
01/07/2020	Jnl		20000.00		0.00
	Year end balance forward				
30/06/2021	Jnl	1		8666.69	(8666.69)
	mbl cmt cash receipts & pmts for the year				
30/06/2021	Jnl	3		16333.31	(25000.00)
	life ins prem paid rmt				
	Closing Balance		20000.00	25000.00	(25000.00)

Client Code: RMT102 From First to Last by Account  
From 01/07/2020 To 30/06/2021

Date	Type	Gp	Ref.	Debit	Credit	Balance	
<b>55110 Income tax expense on contributions</b>							
	Opening Balance					827.79	
01/07/2020	Jnl				827.79	0.00	
	Year end balance forward						
30/06/2021	Jnl		9	1300.00		1300.00	
	tax expense for the year						
	Closing Balance					1300.00	1300.00
<b>55111 Superannuation surcharge payments</b>							
	Opening Balance					6000.00	
01/07/2020	Jnl				6000.00	0.00	
	Year end balance forward						
30/06/2021	Jnl		1	3750.00		3750.00	
	mbl cmt cash receipts & pmts for the year						
	Closing Balance					3750.00	3750.00
<b>55112 Insurance premiums paid</b>							
	Opening Balance					14481.42	
01/07/2020	Jnl				14481.42	0.00	
	Year end balance forward						
30/06/2021	Jnl		3	16333.31		16333.31	
	life ins prem paid rmt						
	Closing Balance					16333.31	16333.31
<b>552 TINA TAYLOR</b>							
<b>55201 Balance at Beginning of Year</b>							
	Opening Balance					(246916.06)	
01/07/2020	Jnl			45080.26		(201835.80)	
	Year end balance forward						
01/07/2020	Jnl				6595.68	(208431.48)	
	Year end balance forward						
01/07/2020	Jnl				10000.00	(218431.48)	
	Year end balance forward						
01/07/2020	Jnl			1337.02		(217094.46)	
	Year end balance forward						
01/07/2020	Jnl			1086.55		(216007.91)	
	Year end balance forward						
30/06/2021	Jnl		0	3000.00		(213007.91)	
	rollover coding correction						
	Closing Balance					50503.83	(213007.91)
<b>55202 Allocated earnings</b>							
	Opening Balance					45080.26	
01/07/2020	Jnl				45080.26	0.00	
	Year end balance forward						
30/06/2021	Jnl		8		82608.91	(82608.91)	
	allocation of net earnings to members for the year						

Client Code: RMT102 From First to Last by Account  
From 01/07/2020 To 30/06/2021

Date	Type Gp	Ref.	Debit	Credit	Balance
<b>55202</b>	<b>Allocated earnings : Continued</b>				
Closing Balance			0.00	127689.17	(82608.91)
<b>55205</b>	<b>Income tax expense on earnings</b>				
Opening Balance					(6595.68)
01/07/2020	Jnl		6595.68		0.00
			Year end balance forward		
30/06/2021	Jnl	9	6147.63		6147.63
			tax expense for the year		
Closing Balance			12743.31	0.00	6147.63
<b>55207</b>	<b>Contributions from employer</b>				
Opening Balance					(10000.00)
01/07/2020	Jnl		10000.00		0.00
			Year end balance forward		
30/06/2021	Jnl	2		10000.00	(10000.00)
			in specie anz shares emp conts for the year		
Closing Balance			10000.00	10000.00	(10000.00)
<b>55210</b>	<b>Income tax expense on contributions</b>				
Opening Balance					1337.02
01/07/2020	Jnl			1337.02	0.00
			Year end balance forward		
30/06/2021	Jnl	9	1296.77		1296.77
			tax expense for the year		
Closing Balance			1296.77	1337.02	1296.77
<b>55211</b>	<b>Superannuation surcharge payments</b>				
Opening Balance					3000.00
30/06/2021	Jnl	0		3000.00	0.00
			rollover coding correction		
30/06/2021	Jnl	1	3100.00		3100.00
			mbl cmt cash receipts & pmts for the year		
Closing Balance			3100.00	3000.00	3100.00
<b>55212</b>	<b>Insurance Premiums Paid</b>				
Opening Balance					1086.55
01/07/2020	Jnl			1086.55	0.00
			Year end balance forward		
30/06/2021	Jnl	1	1354.88		1354.88
			mbl cmt cash receipts & pmts for the year		
Closing Balance			1354.88	1086.55	1354.88

Client Code: RMT102 From First to Last by Account  
From 01/07/2020 To 30/06/2021

Date	Type	Gp	Ref.	Debit	Credit	Balance
<b>680</b>	<b>Cash at bank</b>					
Opening Balance						15397.96
30/06/2021	Jnl		1		4808.33	10589.63
				mbl cmt cash receipts & pmts for the year		
Closing Balance				0.00	4808.33	10589.63
<b>681</b>	<b>Netwealth portfolio account</b>					
Opening Balance						13630.73
30/06/2021	Jnl		1	5000.00		18630.73
				mbl cmt cash receipts & pmts for the year		
30/06/2021	Jnl		5	9719.56		28350.29
				netwealth cash receipts & pmts for the year		
Closing Balance				14719.56	0.00	28350.29
<b>789</b>	<b>Interest bearing securities</b>					
<b>78950</b>	<b>Principal global credit opportunities fund</b>					
Opening Balance						8941.98
30/06/2021	Jnl		5	10000.00		18941.98
				netwealth cash receipts & pmts for the year		
30/06/2021	Jnl		5	5000.00		23941.98
				netwealth cash receipts & pmts for the year		
30/06/2021	Jnl		5	3000.00		26941.98
				netwealth cash receipts & pmts for the year		
30/06/2021	Jnl		7		950.61	25991.37
				revaluation of investments to market value at year end		
Closing Balance				18000.00	950.61	25991.37
<b>790</b>	<b>Property securities</b>					
<b>79002</b>	<b>APN property for income fund</b>					
Opening Balance						16399.19
30/06/2021	Jnl		7	3516.40		19915.59
				revaluation of investments to market value at year end		
Closing Balance				3516.40	0.00	19915.59
<b>79007</b>	<b>Colonial property securities fund</b>					
Opening Balance						20634.39
30/06/2021	Jnl		5		21978.01	(1343.62)
				netwealth cash receipts & pmts for the year		
30/06/2021	Jnl		6		6453.33	(7796.95)



Client Code: RMT102 From First to Last by Account  
From 01/07/2020 To 30/06/2021

Date	Type Gp	Ref.	Debit	Credit	Balance
<b>79007</b>	<b>Colonial property securities fund : Continued</b>				
					profit on disposal of investments during the year
30/06/2021	Jnl	7	7796.95		0.00
					revaluation of investments to market value at year end
Closing Balance			7796.95	28431.34	0.00
<b>79060</b>	<b>SGH property income fund</b>				
Opening Balance					16770.27
30/06/2021	Jnl	5	10000.00		26770.27
					netwealth cash receipts & pmts for the year
30/06/2021	Jnl	5	5000.00		31770.27
					netwealth cash receipts & pmts for the year
30/06/2021	Jnl	7	6203.51		37973.78
					revaluation of investments to market value at year end
Closing Balance			21203.51	0.00	37973.78
<b>79080</b>	<b>Zurich property securities fund</b>				
Opening Balance					17587.09
30/06/2021	Jnl	5	10000.00		27587.09
					netwealth cash receipts & pmts for the year
30/06/2021	Jnl	5	4000.00		31587.09
					netwealth cash receipts & pmts for the year
30/06/2021	Jnl	7	7700.06		39287.15
					revaluation of investments to market value at year end
Closing Balance			21700.06	0.00	39287.15
<b>791</b>	<b>Small Cap domestic equities</b>				
<b>79103</b>	<b>Colonial future leaders fund</b>				
Opening Balance					10498.05
30/06/2021	Jnl	5		11536.32	(1038.27)
					netwealth cash receipts & pmts for the year
30/06/2021	Jnl	6		820.85	(1859.12)
					profit on disposal of investments during the year
30/06/2021	Jnl	7	1859.12		0.00
					revaluation of investments to market value at year end
Closing Balance			1859.12	12357.17	0.00

Client Code: RMT102 From First to Last by Account  
From 01/07/2020 To 30/06/2021

Date	Type Gp	Ref.	Debit	Credit	Balance
<b>79110</b>	<b>Aberdeen small companies fund</b>				
	Opening Balance				21659.78
30/06/2021	Jnl	5	10000.00		31659.78
	netwealth cash receipts & pmts for the year				
30/06/2021	Jnl	7	4572.82		36232.60
	revaluation of investments to market value at year end				
	Closing Balance		14572.82	0.00	36232.60
<b>79150</b>	<b>Pengana emerging companies fund</b>				
	Opening Balance				29352.77
30/06/2021	Jnl	7	11122.84		40475.61
	revaluation of investments to market value at year end				
	Closing Balance		11122.84	0.00	40475.61
<b>795</b>	<b>Large Cap domestic equities</b>				
<b>79508</b>	<b>Colonial geared share fund</b>				
	Opening Balance				40483.37
30/06/2021	Jnl	5		47831.73	(7348.36)
	netwealth cash receipts & pmts for the year				
30/06/2021	Jnl	6	6288.45		(1059.91)
	profit on disposal of investments during the year				
30/06/2021	Jnl	7	1059.91		0.00
	revaluation of investments to market value at year end				
	Closing Balance		7348.36	47831.73	0.00
<b>79510</b>	<b>ANZ Bank Ltd</b>				
	Opening Balance				124645.68
30/06/2021	Jnl	2	10000.00		134645.68
	in specie anz shares emp conts for the year				
30/06/2021	Jnl	7	64008.87		198654.55
	revaluation of investments to market value at year end				
	Closing Balance		74008.87	0.00	198654.55
<b>79530</b>	<b>First Sentier geared share fund</b>				
	Opening Balance				0.00
30/06/2021	Jnl	5	48000.00		48000.00
	netwealth cash receipts & pmts for the year				
30/06/2021	Jnl	7	19456.46		67456.46
	revaluation of investments to market value at year end				

Client Code: RMT102 From First to Last by Account  
From 01/07/2020 To 30/06/2021

Date	Type	Gp	Ref.	Debit	Credit	Balance
<b>79530</b>				<b>First Sentier geared share fund : Continued</b>		
Closing Balance				67456.46	0.00	67456.46
<b>796</b>				<b>International equities</b>		
<b>79610</b>				<b>Arrowstreetglobal equity fund (hedged)</b>		
Opening Balance						22035.01
30/06/2021	Jnl		7	1233.47		23268.48
				revaluation of investments to market value at year end		
Closing Balance				1233.47	0.00	23268.48
<b>79640</b>				<b>Magellan high conviction fund</b>		
Opening Balance						32440.75
30/06/2021	Jnl		7	4598.73		37039.48
				revaluation of investments to market value at year end		
Closing Balance				4598.73	0.00	37039.48
<b>79670</b>				<b>Walter Scott global equity fund (hedged)</b>		
Opening Balance						9653.97
30/06/2021	Jnl		7	1798.73		11452.70
				revaluation of investments to market value at year end		
Closing Balance				1798.73	0.00	11452.70
<b>79680</b>				<b>BBUS equities strong bear hedge</b>		
Opening Balance						5520.00
30/06/2021	Jnl		5		3830.00	1690.00
				netwealth cash receipts & pmts for the year		
30/06/2021	Jnl		5	18.50		1708.50
				netwealth cash receipts & pmts for the year		
30/06/2021	Jnl		6		2695.50	(987.00)
				profit on disposal of investments during the year		
30/06/2021	Jnl		7	987.00		0.00
				revaluation of investments to market value at year end		
Closing Balance				1005.50	6525.50	0.00
<b>904</b>				<b>Provision for income tax</b>		
Opening Balance						183.63
30/06/2021	Jnl		4		259.00	(75.37)
				ato fees for the year		
30/06/2021	Jnl		9		1033.83	(1109.20)
				tax expense for the year		

Client Code: RMT102      From First to Last by Account  
From 01/07/2020 To 30/06/2021

Date	Type	Gp	Ref.	Debit	Credit	Balance
Closing Balance				0.00	1292.83	(1109.20)
<b>944</b>				<b>Provision for deferred tax liability</b>		
Opening Balance						7541.55
30/06/2021	Jnl		9		13493.40	(5951.85)
				tax expense for the year		
Closing Balance				0.00	13493.40	(5951.85)
<b>999</b>				<b>Jobstream Selection Account</b>		
<b>99901</b>				<b>Jobstream Selection Account</b>		
Opening Balance						22.00
Closing Balance				0.00	0.00	22.00
<b>99999</b>				<b>Clearing balance</b>		
Opening Balance						(22.00)
Closing Balance				0.00	0.00	(22.00)
					813471.91	
					813471.91	
					47.00	
					91.00	

Client Code: RMT102

Date	Type	Grp	Ref	Account	Description	Amount	Bal2	Narration
01/07/2020	Jnl			55002	Profit Earned This Year	(88699.73)	-	Year end balance forward : Profit distribution
01/07/2020	Jnl			55001	Unallocated Benefits Brought Forward	88699.73	-	Year end balance forward
01/07/2020	Jnl			55003	Distribution to Members	88699.73	-	Year end balance forward
01/07/2020	Jnl			55001	Unallocated Benefits Brought Forward	(88699.73)	-	Year end balance forward
01/07/2020	Jnl			55102	Allocated profits	(43619.47)	-	Year end balance forward
01/07/2020	Jnl			55101	Balance at beginning of year	43619.47	-	Year end balance forward
01/07/2020	Jnl			55105	Income tax expense on earnings	6381.95	-	Year end balance forward
01/07/2020	Jnl			55101	Balance at beginning of year	(6381.95)	-	Year end balance forward
01/07/2020	Jnl			55107	Contributions from employer	20000.00	-	Year end balance forward
01/07/2020	Jnl			55101	Balance at beginning of year	(20000.00)	-	Year end balance forward
01/07/2020	Jnl			55110	Income tax expense on contributions	(827.79)	-	Year end balance forward
01/07/2020	Jnl			55101	Balance at beginning of year	827.79	-	Year end balance forward
01/07/2020	Jnl			55111	Superannuation surcharge payments	(6000.00)	-	Year end balance forward
01/07/2020	Jnl			55101	Balance at beginning of year	6000.00	-	Year end balance forward
01/07/2020	Jnl			55112	Insurance premiums paid	(14481.42)	-	Year end balance forward
01/07/2020	Jnl			55101	Balance at beginning of year	14481.42	-	Year end balance forward
01/07/2020	Jnl			55202	Allocated earnings	(45080.26)	-	Year end balance forward
01/07/2020	Jnl			55201	Balance at Beginning of Year	45080.26	-	Year end balance forward
01/07/2020	Jnl			55205	Income tax expense on earnings	6595.68	-	Year end balance forward
01/07/2020	Jnl			55201	Balance at Beginning of Year	(6595.68)	-	Year end balance forward
01/07/2020	Jnl			55207	Contributions from employer	10000.00	-	Year end balance forward
01/07/2020	Jnl			55201	Balance at Beginning of Year	(10000.00)	-	Year end balance forward

Client Code: RMT102

Date	Type	Grp	Ref	Account	Description	Amount	Bal2	Narration
01/07/2020	Jnl			55210	Income tax expense on contributions	(1337.02)	-	Year end balance forward
01/07/2020	Jnl			55201	Balance at Beginning of Year	1337.02	-	Year end balance forward
01/07/2020	Jnl			55212	Insurance Premiums Paid	(1086.55)	-	Year end balance forward
01/07/2020	Jnl			55201	Balance at Beginning of Year	1086.55	-	Year end balance forward
30/06/2021	Jnl		0	55201	Balance at Beginning of Year	3000.00	-	rollover coding correction
30/06/2021	Jnl		0	55211	Superannuation surcharge payments	(3000.00)	-	rollover coding correction
30/06/2021	Jnl		1	680	Cash at bank	(4808.33)	-	mbl cmt cash receipts & pmts for the year
30/06/2021	Jnl		1	19901	Macquarie CMT	(4.86)	-	mbl cmt cash receipts & pmts for the year
30/06/2021	Jnl		1	55107	Contributions from employer	(8666.69)	-	mbl cmt cash receipts & pmts for the year
30/06/2021	Jnl		1	301	Administration Costs	275.00	-	mbl cmt cash receipts & pmts for the year
30/06/2021	Jnl		1	55212	Insurance Premiums Paid	1354.88	-	mbl cmt cash receipts & pmts for the year
30/06/2021	Jnl		1	55111	Superannuation surcharge payments	3750.00	-	mbl cmt cash receipts & pmts for the year
30/06/2021	Jnl		1	55211	Superannuation surcharge payments	3100.00	-	mbl cmt cash receipts & pmts for the year
30/06/2021	Jnl		1	681	Netwealth portfolio account	5000.00	-	mbl cmt cash receipts & pmts for the year
30/06/2021	Jnl		2	79510	ANZ Bank Ltd	10000.00	-	mbl cmt cash receipts & pmts in specie anz shares emp conts for the year
30/06/2021	Jnl		2	55207	Contributions from employer	(10000.00)	-	in specie anz shares emp conts for the year
30/06/2021	Jnl		3	55112	Insurance premiums paid	16333.31	-	life ins prem paid rmt
30/06/2021	Jnl		3	55107	Contributions from employer	(16333.31)	-	life ins prem paid rmt
30/06/2021	Jnl		4	364	Filing fees	259.00	-	ato fees for the year

Client Code: RMT102

Date	Type	Grp	Ref	Account	Description	Amount	Bal2	Narration
30/06/2021	Jnl		4	904	Provision for income tax	(259.00)	-	ato fees for the year
30/06/2021	Jnl		5	681	Netwealth portfolio account	9719.56	-	netwealth cash receipts & pmts for the year
30/06/2021	Jnl		5	79103	Colonial future leaders fund	(11536.32)	-	netwealth cash receipts & pmts for the year
30/06/2021	Jnl		5	79007	Colonial property securities fund	(21978.01)	-	netwealth cash receipts & pmts for the year
30/06/2021	Jnl		5	79508	Colonial geared share fund	(47831.73)	-	netwealth cash receipts & pmts for the year
30/06/2021	Jnl		5	78950	Principal global credit opportunities fund	10000.00	-	netwealth cash receipts & pmts for the year
30/06/2021	Jnl		5	79110	Aberdeen small companies fund	10000.00	-	netwealth cash receipts & pmts for the year
30/06/2021	Jnl		5	79060	SGH property income fund	10000.00	-	netwealth cash receipts & pmts for the year
30/06/2021	Jnl		5	79530	First Sentier geared share fund	48000.00	-	netwealth cash receipts & pmts for the year
30/06/2021	Jnl		5	79080	Zurich property securities fund	10000.00	-	netwealth cash receipts & pmts for the year
30/06/2021	Jnl		5	79680	BBUS equities strong bear hedge	(3830.00)	-	netwealth cash receipts & pmts for the year
30/06/2021	Jnl		5	79680	BBUS equities strong bear hedge	18.50	-	netwealth cash receipts & pmts for the year
30/06/2021	Jnl		5	79060	SGH property income fund	5000.00	-	netwealth cash receipts & pmts for the year
30/06/2021	Jnl		5	78950	Principal global credit opportunities fund	5000.00	-	netwealth cash receipts & pmts for the year

Client Code: RMT102

Date	Type	Grp	Ref	Account	Description	Amount	Bal2	Narration
30/06/2021	Jnl		5	78950	Principal global credit opportunities fund	3000.00	-	netwealth cash receipts & pmts for the year
30/06/2021	Jnl		5	79080	Zurich property securities fund	4000.00	-	netwealth cash receipts & pmts for the year
30/06/2021	Jnl		5	198	Dividends received	(4012.20)	-	netwealth cash receipts & pmts for the year
30/06/2021	Jnl		5	19720	Netwealth managed portfolio	(27617.67)	-	netwealth cash receipts & pmts for the year
30/06/2021	Jnl		5	19902	Netwealth managed portfolio	(56.52)	-	netwealth cash receipts & pmts for the year
30/06/2021	Jnl		5	344	Adviser fees	2124.39	-	netwealth cash receipts & pmts for the year
30/06/2021	Jnl		6	79680	BBUS equities strong bear hedge	(2695.50)	-	profit on disposal of investments during the year
30/06/2021	Jnl		6	79007	Colonial property securities fund	(6453.33)	-	profit on disposal of investments during the year
30/06/2021	Jnl		6	79103	Colonial future leaders fund	(820.85)	-	profit on disposal of investments during the year
30/06/2021	Jnl		6	79508	Colonial geared share fund	6288.45	-	profit on disposal of investments during the year
30/06/2021	Jnl		6	20433	Managed funds	3681.23	-	profit on disposal of investments during the year
30/06/2021	Jnl		7	79110	Aberdeen small companies fund	4572.82	-	revaluation of investments to market value at year end
30/06/2021	Jnl		7	79002	APN property for income fund	3516.40	-	revaluation of investments to market value at year end
30/06/2021	Jnl		7	79007	Colonial property securities fund	7796.95	-	revaluation of investments to market value at year end
30/06/2021	Jnl		7	79103	Colonial future leaders fund	1859.12	-	revaluation of investments to market value at year end



Client Code: RMT102

Date	Type	Grp	Ref	Account	Description	Amount	Bal2	Narration
30/06/2021	Jnl		7	79508	Colonial geared share fund	1059.91	-	revaluation of investments to market value at year end
30/06/2021	Jnl		7	79680	BBUS equities strong bear hedge	987.00	-	revaluation of investments to market value at year end
30/06/2021	Jnl		7	79610	Arrowstreetglobal equity fund (hedged)	1233.47	-	revaluation of investments to market value at year end
30/06/2021	Jnl		7	79510	ANZ Bank Ltd	64008.87	-	revaluation of investments to market value at year end
30/06/2021	Jnl		7	79530	First Sentier geared share fund	19456.46	-	revaluation of investments to market value at year end
30/06/2021	Jnl		7	79640	Magellan high conviction fund	4598.73	-	revaluation of investments to market value at year end
30/06/2021	Jnl		7	79150	Pengana emerging companies fund	11122.84	-	revaluation of investments to market value at year end
30/06/2021	Jnl		7	78950	Principal global credit opportunities fund	(950.61)	-	revaluation of investments to market value at year end
30/06/2021	Jnl		7	79060	SGH property income fund	6203.51	-	revaluation of investments to market value at year end
30/06/2021	Jnl		7	79670	Walter Scott global equity fund (hedged)	1798.73	-	revaluation of investments to market value at year end
30/06/2021	Jnl		7	79080	Zurich property securities fund	7700.06	-	revaluation of investments to market value at year end
30/06/2021	Jnl		7	20403	Managed funds	(134964.26)	-	revaluation of investments to market value at year end
30/06/2021	Jnl		8	55003	Distribution to Members	160315.89	-	allocation of net earnings to members for the year
30/06/2021	Jnl		8	55102	Allocated profits	(77706.98)	-	allocation of net earnings to members for the year
30/06/2021	Jnl		8	55202	Allocated earnings	(82608.91)	-	allocation of net earnings to members for the year
30/06/2021	Jnl		9	55110	Income tax expense on			

Client Code: RMT102

Date	Type	Grp	Ref	Account	Description	Amount	Bal2	Narration
30/06/2021	Jnl		9	55210	contributions Income tax expense on contributions	1300.00	-	tax expense for the year
30/06/2021	Jnl		9	55105	Income tax expense on earnings	1296.77	-	tax expense for the year
30/06/2021	Jnl		9	55205	Income tax expense on earnings	5782.83	-	tax expense for the year
30/06/2021	Jnl		9	904	Provision for income tax	6147.63	-	tax expense for the year
30/06/2021	Jnl		9	944	Provision for deferred tax liability	(1033.83)	-	tax expense for the year
						(13493.40)	-	tax expense for the year

Debits: 813471.91  
Credits: (813471.91)  
Total: -

No. Trans: 91

LUCKY DAY SUPERANNUATION FUND  
MEMBERS ACCOUNTS  
AS AT 30 JUNE 2021

MEMBER	ROBERT MARK TAYLOR	TINA TAYLOR	TOTAL
OPENING BALANCE	200,368.26	213,007.92	413,376.18
EMPLOYER CONTRIBUTIONS	25,000.00	10,000.00	35,000.00
MEMBER CONTRIBUTIONS	0.00	0.00	0.00
TAX APPLICABLE TO CONTRIBUTIONS	-1,300.00	-1,296.77	-2,596.77
SURCHARGE ON CONTRIBUTIONS	-3,750.00	-3,100.00	-6,850.00
BENEFITS TRANSFERRED IN	0.00	0.00	0.00
SHARE OF PROFIT	77,706.98	82,608.91	160,315.89
TAX APPLICABLE TO PROFIT	-5,782.83	-6,147.63	-11,930.46
INSURANCE PREMIUMS PAID	-16,333.31	-1,354.88	-17,688.19
BENEFITS PAID OUT	0.00	0.00	0.00
<b>TOTAL MEMBERS ACCOUNT</b>	<b>275,909.10</b>	<b>293,717.55</b>	<b>569,626.65</b>
REPRESENTED BY			
TAX FREE COMPONENT			
CONTRIBUTIONS SEGMENT	0.00	0.00	0.00
CRYSTALLISED SEGMENT	0.00	1,155.29	1,155.29
TAXABLE COMPONENT			
TAXED ELEMENT	275,909.10	292,562.26	568,471.36
UNTAXED ELEMENT (INSURANCE COMPONE	3,590,703.91	942,824.54	4,533,528.45
<b>TOTAL MEMBERS BENEFIT</b>	<b>3,866,613.01</b>	<b>1,236,542.09</b>	<b>5,103,155.10</b>
ELIGIBLE SERVICE PERIOD			
DATE OF BIRTH	28/06/1969	11/12/1971	
AGE - 30 JUNE 2021	52	49	
PERIOD START DATE	01-May-92	04-Jan-93	
PRE JUNE 1983 DAYS	0	0	
POST JUNE 1983 DAYS	10,652	10,404	
TOTAL SERVICE DAYS - 30/06/21	10,652	10,404	
<b>MEMBERS RBL LIMIT - LUMP SUM</b>	<b>648,946.00</b>	<b>648,946.00</b>	
EXCESS BENEFITS	0.00	0.00	
<b>MEMBERS RBL LIMIT - PENSION</b>	<b>1,297,886.00</b>	<b>1,297,886.00</b>	
EXCESS BENEFITS	0.00	0.00	

**KEY NOTES & FORMULAS**

<b>CONTRIBUTIONS SEGMENT</b>			
OPENING BALANCE - 01/07/2020		0.00	0.00
EXTERNAL FUND TRANSFERS		0.00	0.00
MEMBERS CONTRIBUTIONS		0.00	0.00
LESS: BENEFITS PAID/ TRANSFERS OUT		0.00	0.00
		0.00	0.00
<b>CRYSTALLISED SEGMENT</b>			
UNDEDUCTED CONTRIBUTIONS - PRE 1/7/07		0.00	1,155.29
PRE JULY 1983 COMPONENT - PRE 1/7/07		0.00	0.00
EXTERNAL FUND TRANSFERS		0.00	0.00
CGT EXEMPT COMPONENT		0.00	0.00
CONCESSIONAL COMPONENT		0.00	0.00
POST JUNE 1994 INVALIDITY COMPONENT		0.00	0.00
LESS: BENEFITS PAID/ TRANSFERS OUT		0.00	0.00
		0.00	1,155.29
<b>TAXABLE COMPONENT (TAXED ELEMENT)</b>			
MEMBERS ACCOUNT BALANCE - 30/06/21		275,909.10	293,717.55
LESS: CONTRIBUTIONS SEGMENT		0.00	0.00
LESS: CRYSTALLISED SEGMENT		0.00	-1,155.29
		275,909.10	292,562.26
<b>NOTES</b>			

The following link should be used to verify the calculation of the crystallised segment as at 30 June 2007  
<http://calculators.ato.gov.au/scripts/axos/axos.asp?CONTEXT=&KBS=SCC.xr4&go=ok>

LUCKY DAY SUPERANNUATION FUND  
MEMBERS ACCOUNTS  
AS AT 30 JUNE 2021

EARNINGS RATE	2021	2020	2019	2018	2017	2016	2015	2014
<b>OPENING BALANCE OF FUND</b>	<b>413,376.18</b>	<b>485,831.05</b>	<b>467,833.89</b>	<b>399,637.50</b>	<b>347,128.73</b>	<b>345,479.52</b>	<b>318,763.28</b>	<b>246,766.94</b>
NET FUND EARNINGS								
EARNINGS FOR YEAR	160,315.89	-88,699.73	723.59	51,847.58	37,903.38	-22,626.88	13,274.75	36,003.89
TAX APPLICABLE TO EARNINGS	-11,930.46	12,977.64	3,470.96	440.66	-43.48	6,241.16	3,787.15	-145.46
<b>NET FUND EARNINGS</b>	<b>148,385.43</b>	<b>-75,722.09</b>	<b>4,194.55</b>	<b>52,288.24</b>	<b>37,859.90</b>	<b>-16,385.72</b>	<b>17,061.90</b>	<b>35,858.43</b>
<b>AVERAGE EARNING RATE</b>	<b>35.90%</b>	<b>-15.59%</b>	<b>0.90%</b>	<b>13.08%</b>	<b>10.91%</b>	<b>-4.74%</b>	<b>5.35%</b>	<b>14.53%</b>

**AVERAGE 5 YEAR RATE**      9.04%      0.91%      5.10%      7.83%      9.92%      8.11%      10.48%      12.87%

## Superannuation

### Annual Statement

1 July 2020 to 30 June 2021

Life Insured	: Robert Mark Taylor	Commencement date	: 07/05/2008
Policy number	: 3419273		
Adviser	: Lowe Financial - M. Taylor		
Adviser number	: 14601		
Policy Owner	: Lucky Day Superannuation Fund		
Issuer	: TAL Life Limited		
AFSL	: 237848	ABN	: 70 050 109 450

### Insurance Benefits as at 30 June 2021

Robert Mark Taylor's Benefits	\$
Death Sum Insured	3590703.91

### Summary

	\$
Withdrawal Value as at 01/07/2020	0.00
Total Premiums and Rollovers	16333.31
Total Insurance Premiums	( 16333.31 )
Withdrawal Value as at 30/06/2021	0.00
Total Policy Fees (included in total insurance premiums paid)	96.22

#### TAL Life Limited

ABN 70 050 109 450 | AFSL 237848  
 GPO Box 5380, Sydney NSW 2001  
 Level 16, 363 George Street  
 Sydney NSW 2000

**Customer Service**  
 P 1300 209 088  
 F 1300 351 133  
 E customerservice@tal.com.au

W tal.com.au

**Superannuation**

**Annual Statement**

Life Insured : Robert Mark Taylor

Policy number : 3419273

**Transaction listing**

Date	Transaction	Amount \$
17/05/2021	Premium	16333.31
17/05/2021	Insurance Premium	( 16333.31 )

## Superannuation

### Annual Statement

1 July 2020 to 30 June 2021

Life Insured	: Tina Taylor	Commencement date	: 31/01/2008
Policy number	: 3419266		
Adviser	: Lowe Financial - M. Taylor		
Adviser number	: 14601		
Policy Owner	: Lucky Day Superannuation Fund		
Issuer	: TAL Life Limited		
AFSL	: 237848	ABN	: 70 050 109 450

### Insurance Benefits as at 30 June 2021

Tina Taylor's Benefits	\$
Death Sum Insured	942824.54

### Summary

	\$
Withdrawal Value as at 01/07/2020	0.00
Total Premiums and Rollovers	1354.88
Total Insurance Premiums	( 1354.88 )
Withdrawal Value as at 30/06/2021	0.00
Total Policy Fees (included in total insurance premiums paid)	96.22

#### TAL Life Limited

ABN 70 050 109 450 | AFSL 237848  
 GPO Box 5380, Sydney NSW 2001  
 Level 16, 363 George Street  
 Sydney NSW 2000

**Customer Service**  
 P 1300 209 088  
 F 1300 351 133  
 E customerservice@tal.com.au

W tal.com.au



**Superannuation**

**Annual Statement**

Life Insured : Tina Taylor

Policy number : 3419266

**Transaction listing**

Date	Transaction	Amount \$
21/01/2021	Premium	1354.88
21/01/2021	Insurance Premium	( 1354.88 )

LUCKY DAY SUPER FUND  
INCOME TAX EXPENSE CALCULATION WORKSHEET  
FOR THE PERIOD ENDED 30 JUNE 2021

DESCRIPTION	INCOME TAX EXPENSE	PROVISION FOR TAX	FUTURE INCOME TAX BENEFIT		PROVISION FOR DEFERRED TAX					
			OPENING BALANCE	MOVEMENT	CLOSING BALANCE	OPENING BALANCE	MOVEMENT	CLOSING BALANCE		
ACCRUED BENEFITS FROM OPERATIONS	177,628.00	-177,628.00								
<b>PERMANENT DIFFERENCES</b>										
PENALTIES & FINES	0.00	0.00								
IMPUTATION CREDITS	2,946.00	-2,946.00								
FOREIGN TAX CREDITS	156.00	-156.00								
WITHHOLDING TAX	0.00	0.00								
NON ASSESSABLE PORTION OF TRUST DISTRIBUTIONS	0.00	0.00								
NON ASSESSABLE TRUST CAPITAL GAINS	-19,601.00	19,601.00								
NON ASSESSABLE PORTION OF REALISED CAPITAL GAINS	1,376.00	-1,376.00								
MEMBER CONTRIBUTIONS	0.00	0.00								
1/3 DISCOUNT ON UNREALISED CAPITAL GAINS	-44,978.00	44,978.00								
<b>TIMING DIFFERENCES</b>										
TAX DEFERRED TRUST DIST		-30.00								
UNREALISED CAPITAL GAINS		134,964.00								
CAPITAL LOSSES										
OPENING BALANCE		0.00								
CLOSING BALANCE										0.00
less PERMANENT DIFFERENCE DISC ON UNREALISED CAP GAINS		-44,978.00								
<b>TOTAL ASSESSABLE INCOME</b>	<b>117,527.00</b>	<b>-27,571.00</b>	<b>0.00</b>	<b>0.00</b>	<b>0.00</b>	<b>0.00</b>	<b>50,277.00</b>	<b>-89,956.00</b>	<b>50,277.00</b>	<b>-39,679.00</b>
TAX PAYABLE AT 15%	17,629.05	-4,135.65	0.00	0.00	0.00	0.00	7,541.55	-13,493.40	7,541.55	-5,951.85
IMPUTATION CREDITS	-2,945.57	2,945.57								
FOREIGN TAX CREDITS	-156.25	156.25								
TFN TAX	0.00	0.00								
<b>TOTAL TAX PAYABLE</b>	<b>14,527.23</b>	<b>-1,033.83</b>	<b>0.00</b>	<b>0.00</b>	<b>0.00</b>	<b>0.00</b>	<b>7,541.55</b>	<b>-13,493.40</b>	<b>7,541.55</b>	<b>-5,951.85</b>

MANAGED FUND TAX ADJUSTMENTS	IMPUTATION CREDITS	FOREIGN TAX CREDITS	TAX FREE INCOME	TAX DEF INCOME	DISCOUNT CAP GAINS	TFN TAX
B/FWD PREVIOUS YEAR	0.00	0.00	0.00	0.00	0.00	0.00
ADVANCE MANAGED FUNDS	0.00	0.00	0.00	0.00	0.00	0.00
APN MANAGED FUNDS	0.00	0.00	0.00	0.00	0.00	0.00
NETWEALTH MANAGED PORTFOLIO	1,226.06	156.25	0.00	2,275.39	19,601.15	0.00
COLONIAL MANAGED FUNDS - NO 1	0.00	0.00	0.00	0.00	0.00	0.00
COLONIAL MANAGED FUNDS - NO 2	0.00	0.00	0.00	0.00	0.00	0.00
ING MANAGED FUNDS	0.00	0.00	0.00	0.00	0.00	0.00
PERPETUAL FUNDS MANAGEMENT	0.00	0.00	0.00	0.00	0.00	0.00
DIRECT EQUITIES	1,719.51	0.00	0.00	0.00	0.00	0.00
C/FWD END OF YEAR	0.00	0.00	0.00	0.00	0.00	0.00
TOTALS	2,945.57	156.25	0.00	2,275.39	19,601.15	0.00

**DEFERRED TAX LIABILITY PROOF**

ASSETS - MARKET VALUE @ 30/06/2021

DIRECT EQUITIES	0.00
UNLISTED TRUSTS	0.00
MANAGED FUNDS	537,747.79
TOTAL ASSETS - MARKET VALUE	537,747.79

ASSETS - COST

DIRECT EQUITIES	0.00
UNLISTED TRUSTS	0.00
MANAGED FUNDS	483,480.00
TOTAL ASSETS - COST	483,480.00

NET INCREMENT TO 30/06/2021

54,267.79

TAX DEFERRED INCOME C/FWD

TOTAL

	YEAR PRE 2018	YEAR 2018	YEAR 2019	YEAR 2020	YEAR 2021	REDEEMED	TOTAL
--	------------------	--------------	--------------	--------------	--------------	----------	-------

ADVANCE MANAGED FUNDS 1.42 0.00 0.00 0.00 0.00 -1.42 0.00

APN MANAGED FUNDS 652.73 261.51 671.06 208.11 0.00 0.00 1,793.41

NETWEALTH MANAGED PORTFOLIO 577.46 0.00 0.00 1,182.35 2,275.39 -577.46 3,457.74

COLONIAL MANAGED FUNDS - NO 1 1,684.86 318.89 39.04 36.63 -2,079.42 -0.00

COLONIAL MANAGED FUNDS - NO 2 112.53 40.37 0.00 41.94 -194.84 -0.00

ING MANAGED FUNDS 65.80 64.77 103.23 1.47 -235.27 -0.00

PERPETUAL FUNDS MANAGEMENT 43.12 0.00 0.00 0.00 -43.12 0.00

DIRECT EQUITIES 840.00 0.00 0.00 0.00 -840.00 0.00

TOTALS 3,977.92 685.54 813.33 1,470.50 -3,971.53 5,251.15

TOTAL UNREALISED INCOME

59,518.94

CGT CONCESSION APPLIED - 1/3

19,839.65

TOTAL UNREALISED TAXABLE INCOME

39,679.29

TAX RATE APPLIED - 15%

5,951.89

DIFFERENCE

0.04



Australian Government  
 Australian Taxation Office

**Agent** STIRLING WARTON TAYLOR PTY LIMITED  
**Client** LUCKY DAY SUPERANNUATION FUND  
**ABN** 89 369 328 769  
**TFN** 771 555 834

## Income tax 551

---

<b>Date generated</b>	06/09/2021
<b>Overdue</b>	\$75.37 DR
<b>Not yet due</b>	\$0.00
<b>Balance</b>	\$75.37 DR

## Transactions

---

2 results found - from **01 July 2020** to **06 September 2021** sorted by **processed date** ordered **newest to oldest**

Processed date	Effective date	Description	Debit (DR)	Credit (CR)	Balance
1 Jun 2021	1 Jun 2021	General interest charge			\$75.37 DR
29 Jan 2021	17 May 2021	Tax return Self Man Superfund - Income Tax for the period from 01 Jul 19 to 30 Jun 20	\$75.37		\$75.37 DR



Australian Government  
Australian Taxation Office

**Agent** STIRLING WARTON TAYLOR PTY  
LIMITED

**Client** LUCKY DAY SUPERANNUATION  
FUND

**ABN** 89 369 328 769

**TFN** 771 555 834

## Activity statement 001

---

<b>Date generated</b>	06/09/2021
<b>Overdue</b>	\$0.00
<b>Not yet due</b>	\$0.00
<b>Balance</b>	\$0.00

## Transactions

---

0 results found - from **01 July 2020** to **06 September 2021** sorted by **processed date** ordered **newest to oldest**



# Macquarie Cash Management Account

MACQUARIE BANK LIMITED  
ABN 46 008 583 542 AFSL 237502

**enquiries 1800 806 310**  
transact@macquarie.com  
www.macquarie.com.au

GPO Box 2520  
Sydney, NSW 2001



LUCKY DAY PTY LTD  
GPO BOX 7019  
SYDNEY NSW 2001

1 Shelley Street  
Sydney, NSW 2000

**account balance \$10,589.63**  
as at 30 Jun 21

**account name** LUCKY DAY PTY LTD ATF  
LUCKY DAY SUPERANNUATION FUND  
**account no.** 119950905

transaction	description	debits	credits	balance
31.05.21	OPENING BALANCE			10,588.69
30.06.21	Interest MACQUARIE CMA INTEREST PAID*		0.94	10,589.63
	CLOSING BALANCE AS AT 30 JUN 21	0.00	0.94	10,589.63

\* Interest rate for the period 1 June to 30 June: 0.12%pa (30 days)

## annual interest summary 2020/2021

INTEREST PAID	4.86
TOTAL INCOME PAID	4.86

## how to make a transaction

**online**  
Log in to [www.macquarie.com.au/personal](http://www.macquarie.com.au/personal)

**by phone**  
Call 133 275 to make a phone transaction

**transfers from another bank account**  
Transfer funds from another bank to this account:  
BSB 182 222  
ACCOUNT NO. 119950905

**deposits using BPay**  
From another bank



Bill code: 20206  
Ref: 119 950 905

continued on next



# Macquarie Cash Management Account

MACQUARIE BANK LIMITED  
ABN 46 008 583 542 AFSL 237502

**enquiries** 1800 806 310  
transact@macquarie.com  
www.macquarie.com.au

GPO Box 2520  
Sydney, NSW 2001

1 Shelley Street  
Sydney, NSW 2000



LUCKY DAY PTY LTD  
GPO BOX 7019  
SYDNEY NSW 2001

**account balance** **\$10,588.69**  
as at 31 May 21

**account name** LUCKY DAY PTY LTD ATF  
LUCKY DAY SUPERANNUATION FUND  
**account no.** 119950905

transaction	description	debits	credits	balance
30.04.21	OPENING BALANCE			1,921.30
13.05.21	Deposit CBA rmt super cont		8,666.69	10,587.99
31.05.21	Interest MACQUARIE CMA INTEREST PAID*		0.70	10,588.69
	<b>CLOSING BALANCE AS AT 31 MAY 21</b>	<b>0.00</b>	<b>8,667.39</b>	<b>10,588.69</b>

\* Interest rate for the period 1 May to 31 May: 0.12%pa (31 days)

## how to make a transaction

**online**  
Log in to [www.macquarie.com.au/personal](http://www.macquarie.com.au/personal)

**by phone**  
Call 133 275 to make a phone transaction

**transfers from another bank account**  
Transfer funds from another bank to this account:  
BSB 182 222  
ACCOUNT NO. 119950905


**deposits using BPay**  
From another bank



Bill code: 20206  
Ref: 119 950 905

continued on next





MACQUARIE

# Macquarie Cash Management Account

MACQUARIE BANK LIMITED  
ABN 46 008 583 542      AFSL 237502

**enquiries** 1800 806 310  
transact@macquarie.com  
www.macquarie.com.au

GPO Box 2520  
Sydney, NSW 2001

1 Shelley Street  
Sydney, NSW 2000



LUCKY DAY PTY LTD  
GPO BOX 7019  
SYDNEY NSW 2001

**account balance** \$1,921.30  
as at 30 Apr 21

**account name** LUCKY DAY PTY LTD ATF  
LUCKY DAY SUPERANNUATION FUND  
**account no.** 119950905

transaction	description	debits	credits	balance
31.03.21	OPENING BALANCE			1,921.05
30.04.21	Interest		0.25	1,921.30
	CLOSING BALANCE AS AT 30 APR 21	0.00	0.25	1,921.30

\* Interest rate for the period 1 April to 30 April: 0.12%pa (30 days)

## how to make a transaction

### online

Log in to [www.macquarie.com.au/personal](http://www.macquarie.com.au/personal)

### by phone

Call 133 275 to make a phone transaction

### transfers from another bank account

Transfer funds from another bank to this account:  
BSB 182 222  
ACCOUNT NO. 119950905

### deposits using BPay

From another bank



Billers code: 20206  
Ref: 119 950 905

continued on next



# Macquarie Cash Management Account

MACQUARIE BANK LIMITED  
ABN 46 008 583 542 AFSL 237502

**enquiries 1800 806 310**  
transact@macquarie.com  
www.macquarie.com.au

GPO Box 2520  
Sydney, NSW 2001

1 Shelley Street  
Sydney, NSW 2000



016 26149

LUCKY DAY PTY LTD  
GPO BOX 7019  
SYDNEY NSW 2001

**account balance \$1,921.05**  
as at 31 Mar 21

**account name** LUCKY DAY PTY LTD ATF  
LUCKY DAY SUPERANNUATION FUND  
**account no.** 119950905

transaction	description	debits	credits	balance
28.02.21	OPENING BALANCE			2,195.78
11.03.21	Cheque CHEQUE WITHDRAWAL 000142	275.00		1,920.78
31.03.21	Interest MACQUARIE CMA INTEREST PAID*		0.27	1,921.05
	<b>CLOSING BALANCE AS AT 31 MAR 21</b>	<b>275.00</b>	<b>0.27</b>	<b>1,921.05</b>

\* Interest rate for the period 1 March to 31 March: 0.12%pa (31 days)

## how to make a transaction

**online**  
Log in to [www.macquarie.com.au/personal](http://www.macquarie.com.au/personal)

**by phone**  
Call 133 275 to make a phone transaction


**transfers from another bank account**  
Transfer funds from another bank to this account:  
BSB 182 222  
ACCOUNT NO. 119950905

**deposits using BPay**  
From another bank



Bill code: 20206  
Ref: 119 950 905

continued on next



MACQUARIE

# Macquarie Cash Management Account

MACQUARIE BANK LIMITED  
ABN 46 008 583 542 AFSL 237502

**enquiries** 1800 806 310  
transact@macquarie.com  
www.macquarie.com.au

GPO Box 2520  
Sydney, NSW 2001

1 Shelley Street  
Sydney, NSW 2000



LUCKY DAY PTY LTD  
GPO BOX 7019  
SYDNEY NSW 2001

**account balance \$2,195.78**  
as at 28 Feb 21

**account name** LUCKY DAY PTY LTD ATF  
LUCKY DAY SUPERANNUATION FUND  
**account no.** 119950905

transaction	description	debits	credits	balance
31.01.21	OPENING BALANCE			2,195.54
26.02.21	Interest MACQUARIE CMA INTEREST PAID*		0.24	2,195.78
	<b>CLOSING BALANCE AS AT 28 FEB 21</b>	<b>0.00</b>	<b>0.24</b>	<b>2,195.78</b>

\* Interest rate for the period 1 February to 28 February: 0.12%pa (28 days)

## how to make a transaction

**online**  
Log in to [www.macquarie.com.au/personal](http://www.macquarie.com.au/personal)

**by phone**  
Call 133 275 to make a phone transaction

**transfers from another bank account**  
Transfer funds from another bank to this account:  
BSB 182 222  
ACCOUNT NO. 119950905

**deposits using BPay**  
From another bank



Billers code: 20206  
Ref: 119 950 905

continued on next





# Macquarie Cash Management Account

MACQUARIE BANK LIMITED  
ABN 46 008 583 542 AFSL 237502

**enquiries** 1800 806 310  
transact@macquarie.com  
www.macquarie.com.au

GPO Box 2520  
Sydney, NSW 2001

1 Shelley Street  
Sydney, NSW 2000



LUCKY DAY PTY LTD  
GPO BOX 7019  
SYDNEY NSW 2001

**account balance** **\$3,550.07**  
as at 31 Dec 20

**account name** LUCKY DAY PTY LTD ATF  
LUCKY DAY SUPERANNUATION FUND  
**account no.** 119950905

transaction	description	debits	credits	balance
30.11.20	OPENING BALANCE			3,549.20
31.12.20	Interest		0.87	3,550.07
	CLOSING BALANCE AS AT 31 DEC 20	0.00	0.87	<b>3,550.07</b>

\* Interest rate for the period 1 December to 31 December: 0.27%pa (31 days)

## how to make a transaction

**online**  
Log in to [www.macquarie.com.au/personal](http://www.macquarie.com.au/personal)

**by phone**  
Call 133 275 to make a phone transaction


**transfers from another bank account**  
Transfer funds from another bank to this account:  
BSB 182 222  
ACCOUNT NO. 119950905

**deposits using BPay**  
From another bank



Billers code: 20206  
Ref: 119 950 905

continued on next



# Macquarie Cash Management Account

MACQUARIE BANK LIMITED  
ABN 46 008 583 542      AFSL 237502

**enquiries 1800 806 310**  
transact@macquarie.com  
www.macquarie.com.au

GPO Box 2520  
Sydney, NSW 2001

1 Shelley Street  
Sydney, NSW 2000



LUCKY DAY PTY LTD  
GPO BOX 7019  
SYDNEY NSW 2001

**account balance \$3,549.20**  
as at 30 Nov 20

**account name** LUCKY DAY PTY LTD ATF  
LUCKY DAY SUPERANNUATION FUND  
**account no.** 119950905

31.10.20

transaction	description	debits	credits	balance
	OPENING BALANCE			3,549.20
	CLOSING BALANCE AS AT 30 NOV 20	0.00	0.00	3,549.20

\* Stepped interest rates for the period 1 November to 30 November: balances \$0.00 to \$4,999.99 earned 0.00% balances \$5,000.00 and above earned 0.00%pa (30 days)

### how to make a transaction

**online**  
Log in to [www.macquarie.com.au/personal](http://www.macquarie.com.au/personal)

**by phone**  
Call 133 275 to make a phone transaction

**transfers from another bank account**  
Transfer funds from another bank to this account:  
BSB 182 222  
ACCOUNT NO. 119950905

**deposits using BPay**  
From another bank

	Bill code: 20206
	Ref: 119 950 905

continued on next



# Macquarie Cash Management Account

MACQUARIE BANK LIMITED  
ABN 46 008 583 542 AFSL 237502

**enquiries** 1800 806 310  
transact@macquarie.com  
www.macquarie.com.au

GPO Box 2520  
Sydney, NSW 2001

1 Shelley Street  
Sydney, NSW 2000



016 22100

LUCKY DAY PTY LTD  
GPO BOX 7019  
SYDNEY NSW 2001

**account balance** **\$3,549.20**  
as at 31 Oct 20

**account name** LUCKY DAY PTY LTD ATF  
LUCKY DAY SUPERANNUATION FUND  
**account no.** 119950905

30.09.20

transaction	description	debits	credits	balance
	OPENING BALANCE			3,549.20
	CLOSING BALANCE AS AT 31 OCT 20	0.00	0.00	3,549.20

\* Stepped interest rates for the period 1 October to 31 October: balances \$0.00 to \$4,999.99 earned 0.00%  
balances \$5,000.00 and above earned 0.00%pa (31 days)

## how to make a transaction

**online**  
Log in to [www.macquarie.com.au/personal](http://www.macquarie.com.au/personal)

**by phone**  
Call 133 275 to make a phone transaction


**transfers from another bank account**  
Transfer funds from another bank to this account:  
BSB 182 222  
ACCOUNT NO. 119950905

**deposits using BPay**  
From another bank



Bill code: 20206  
Ref: 119 950 905

continued on next



# Macquarie Cash Management Account

MACQUARIE BANK LIMITED  
ABN 46 008 583 542      AFSL 237502

**enquiries 1800 806 310**  
transact@macquarie.com  
www.macquarie.com.au

GPO Box 2520  
Sydney, NSW 2001

1 Shelley Street  
Sydney, NSW 2000



016                      26858

LUCKY DAY PTY LTD  
GPO BOX 7019  
SYDNEY NSW 2001

**account balance \$3,549.20**  
as at 30 Sep 20

**account name** LUCKY DAY PTY LTD ATF  
LUCKY DAY SUPERANNUATION FUND  
**account no.** 119950905

transaction	description	debits	credits	balance
31.08.20	OPENING BALANCE			10,398.87
30.09.20	Interest      MACQUARIE CMA INTEREST PAID*		0.33	10,399.20
30.09.20	Cheque      CHEQUE WITHDRAWAL 000140	3,750.00		6,649.20
30.09.20	Cheque      CHEQUE WITHDRAWAL 000139	3,100.00		3,549.20
	<b>CLOSING BALANCE AS AT 30 SEP 20</b>	<b>6,850.00</b>	<b>0.33</b>	<b>3,549.20</b>

\* Stepped interest rates for the period 1 September to 30 September: balances \$0.00 to \$4,999.99 earned 0.05% balances \$5,000.00 and above earned 0.05%pa (30 days)

## how to make a transaction

### online

Log in to [www.macquarie.com.au/personal](http://www.macquarie.com.au/personal)

### by phone

Call 133 275 to make a phone transaction

### transfers from another bank account

Transfer funds from another bank to this account:  
BSB 182 222  
ACCOUNT NO. 119950905

### deposits using BPay


From another bank



Biller code: 20206  
Ref: 119 950 905

continued on next





# Macquarie Cash Management Account

MACQUARIE BANK LIMITED  
ABN 46 008 583 542 AFSL 237502

**enquiries 1800 806 310**  
transact@macquarie.com  
www.macquarie.com.au

GPO Box 2520  
Sydney, NSW 2001

1 Shelley Street  
Sydney, NSW 2000



LUCKY DAY PTY LTD  
GPO BOX 7019  
SYDNEY NSW 2001

**account balance \$10,398.87**  
as at 31 Aug 20

**account name** LUCKY DAY PTY LTD ATF  
LUCKY DAY SUPERANNUATION FUND  
**account no.** 119950905

transaction	description	debits	credits	balance
31.07.20	OPENING BALANCE			10,398.51
31.08.20	Interest		0.36	10,398.87
	<b>CLOSING BALANCE AS AT 31 AUG 20</b>	<b>0.00</b>	<b>0.36</b>	<b>10,398.87</b>

\* Stepped interest rates for the period 1 August to 31 August: balances \$0.00 to \$4,999.99 earned 0.05%  
balances \$5,000.00 and above earned 0.05%pa (31 days)

## how to make a transaction

**online**  
Log in to [www.macquarie.com.au/personal](http://www.macquarie.com.au/personal)

**by phone**  
Call 133 275 to make a phone transaction


**transfers from another bank account**  
Transfer funds from another bank to this account:  
BSB 182 222  
ACCOUNT NO. 119950905

**deposits using BPay**  
From another bank



Bill code: 20206  
Ref: 119 950 905

continued on next



# Macquarie Cash Management Account

MACQUARIE BANK LIMITED  
ABN 46 008 583 542      AFSL 237502

**enquiries** 1800 806 310  
transact@macquarie.com  
www.macquarie.com.au

GPO Box 2520  
Sydney, NSW 2001

1 Shelley Street  
Sydney, NSW 2000



016      23466

LUCKY DAY PTY LTD  
GPO BOX 7019  
SYDNEY NSW 2001

**account balance** **\$10,398.51**  
as at 31 Jul 20

**account name** LUCKY DAY PTY LTD ATF  
LUCKY DAY SUPERANNUATION FUND  
**account no.** 119950905

	<b>transaction</b>	<b>description</b>	<b>debits</b>	<b>credits</b>	<b>balance</b>
30.06.20		OPENING BALANCE			15,397.96
24.07.20	Direct debit	NETWEALTH INVEST CASE1291978	5,000.00		10,397.96
31.07.20	Interest	MACQUARIE CMA INTEREST PAID*		0.55	10,398.51
		CLOSING BALANCE AS AT 31 JUL 20	5,000.00	0.55	10,398.51

\* Stepped interest rates for the period 1 July to 31 July: balances \$0.00 to \$4,999.99 earned 0.05% balances \$5,000.00 and above earned 0.05%pa (31 days)

## how to make a transaction

**online**  
Log in to [www.macquarie.com.au/personal](http://www.macquarie.com.au/personal)

**by phone**  
Call 133 275 to make a phone transaction

**transfers from another bank account**  
Transfer funds from another bank to this account:  
BSB 182 222  
ACCOUNT NO. 119950905

**deposits using BPay**  
From another bank



Bill code: 20206  
Ref: 119 950 905

continued on next






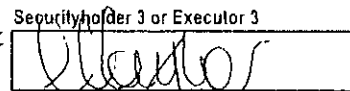
Please Note: A fee is payable prior to the registration of the transfer (refer to the Checklist and Terms and Conditions for additional information).

## Standard Transfer Form

Please use block letters and black or blue pen when completing this form, where relevant

<b>1</b>	<b>Details of Issuer</b>	Full Name of Company/Trust in which Securities are held ANZ BANK LTD	ASX Code for the Company/Trust ANZ	State or Territory of Registration VIC
<b>2</b>	<b>Description of Securities</b>	Class (for example Ordinary Fully Paid Shares, Options and applicable expiry date, etc.) ORDINARY SHARES		If not fully paid, paid to:
<b>3</b>	<b>Quantity of Securities</b>	Amount in Words THREE HUNDRED AND SEVENTY	Figures 370	
<b>4</b>	<b>Consideration - value of transfer</b>	\$ 10000.00	Date of Transfer 12 / 05 / 21	
<b>5</b>	<b>Full registered name(s) of Seller(s)/ Transferor(s)</b>	Title MRS	Given name(s)/Company name/Estate name TINA	Surname TAYLOR
<b>6</b>	<b>Seller(s) Securityholder Reference Number</b>	SRN (must be quoted)	I 0 0 6 0 1 0 1 7 1 0	
<b>Buyer must be a legal entity Please refer to Section A</b>	<b>7</b>	<b>Full name(s) of Buyer(s)/ Transferee(s)</b>	Title LUCKY DAY PTY LTD	Surname
	<b>8</b>	<b>Full postal address of Buyer(s)</b>	CLIENT NO 229074  <LUCKY DAY SUPER FUND A/C>	
<b>9</b>	<b>Buyer(s) Securityholder Reference Number</b>	SRN (if transferring to an existing account)	W R A P 0 5 3 0 3 3	

I/We the registered holder(s) and undersigned seller(s) for the above consideration do hereby transfer to the above named hereinafter called the buyer(s) the securities as specified above standing in my/our name(s) in the books of the above company, subject to the several conditions on which I/we held the same at the time of signing hereof and I/We the buyer(s) do hereby agree to accept the said securities subject to the same conditions.  
I/We have not received any notice of revocation of the Power of Attorney by death of the grantor or otherwise, under which this transfer is signed (if applicable).

<b>Please ensure you sign in the box matching to your capacity Important: Full signing requirements in Section A</b>	<b>10</b>	<b>All Seller(s) must sign here</b>	Individual or Securityholder 1 or Executor 1  Sole Director and Sole Company Secretary/ Sole Director (no Company Secretary) (cross out titles as applicable) TINA TAYLOR	Securityholder 2 or Executor 2  Director	Securityholder 3 or Executor 3  Director/Company Secretary (cross out titles as applicable)
	<b>11</b>	<b>All Buyer(s) must sign here</b>	Individual or Securityholder 1 or Executor 1  Sole Director and Sole Company Secretary/ Sole Director (no Company Secretary) (cross out titles as applicable)	Securityholder 2 or Executor 2  Director ROBERT MARK TAYLOR	Securityholder 3 or Executor 3  Director/Company Secretary (cross out titles as applicable) TINA TAYLOR
			Names of Signatory 1 (please print)	Names of Signatory 2 (please print)	Names of Signatory 3 (please print)
			Date: 4/6/2021	Contact Name:	
			Daytime Phone Number:	Email Address:	

