

Willmott Superannuation Fund

Trial Balance

As at 30 June 2020

Last Year	Code	Account Name	Units	Debits \$	Credits \$
	23800	Distributions Received			
(1,912.88)	23800/APA.AX1	APA Group			2,042.07
(1,920.39)	23800/TCL.AX	Transurban Group			1,534.61
	23900	Dividends Received			
(100.00)	23900/BPT.AX	Beach Energy Limited			200.00
	23900/JHX.AX	James Hardie Industries Plc			883.39
(516.00)	23900/MPL.AX	Medibank Private Limited			396.00
(1,080.75)	23900/MQG.AX	Macquarie Group Limited			1,289.90
(624.69)	23900/NAB.AX	National Australia Bank Limited			1,730.55
(659.25)	23900/RHC.AX	Ramsay Health Care Limited			
(289.78)	23900/RMD.AX	Resmed Inc			325.51
(287.64)	23900/S32.AX	South32 Limited			
(1,989.77)	23900/TLS.AX	Telstra Corporation Limited.			1,914.96
(1,652.85)	23900/WPL.AX	Woodside Petroleum Ltd			1,543.44
	24200	Contributions			
(25,000.00)	24200/WILANT00002A	(Contributions) Willmott, Antony Paul - Accumulation			24,999.96
(7,211.00)	24200/WILKIM00002A	(Contributions) Willmott, Kim Anne - Accumulation			
(53,214.29)	24700	Changes in Market Values of Investments		10,444.29	
	25000	Interest Received			
(1.18)	25000/WILL0056_ATOI NTEREST	ATO Interest			
	28500	Transfers In			
	28500/WILKIM00002A	(Transfers In) Willmott, Kim Anne - Accumulation			21,250.00
2,860.00	30100	Accountancy Fees		1,540.00	
518.00	30400	ATO Supervisory Levy		259.00	
627.00	30700	Auditor's Remuneration		385.00	
5.00	31500	Bank Charges			
3.72	33455	Donations		2.88	
320.00	38000	Insurance		320.00	
3,163.27	48500	Income Tax Expense		2,204.74	

Willmott Superannuation Fund

Trial Balance

As at 30 June 2020

Last Year	Code	Account Name	Units	Debits \$	Credits \$
88,963.48	49000	Profit/Loss Allocation Account		42,954.48	
	50010	Opening Balance			
(78.19)	50010/WILANT00002A	(Opening Balance) Willmott, Antony Paul - Accumulation			24,105.00
(231,216.94)	50010/WILKIM00002A	(Opening Balance) Willmott, Kim Anne - Accumulation			296,153.61
	52420	Contributions			
(25,000.00)	52420/WILANT00002A	(Contributions) Willmott, Antony Paul - Accumulation			24,999.96
(7,211.00)	52420/WILKIM00002A	(Contributions) Willmott, Kim Anne - Accumulation			0.00
	52850	Transfers In			
0.00	52850/WILKIM00002A	(Transfers In) Willmott, Kim Anne - Accumulation			21,250.00
	53100	Share of Profit/(Loss)			
(2,852.73)	53100/WILANT00002A	(Share of Profit/(Loss)) Willmott, Antony Paul - Accumulation			81.58
(60,260.95)	53100/WILKIM00002A	(Share of Profit/(Loss)) Willmott, Kim Anne - Accumulation			2,020.99
	53330	Income Tax			
75.92	53330/WILANT00002A	(Income Tax) Willmott, Antony Paul - Accumulation		63.94	
1,603.63	53330/WILKIM00002A	(Income Tax) Willmott, Kim Anne - Accumulation		1,584.11	
	53800	Contributions Tax			
3,750.00	53800/WILANT00002A	(Contributions Tax) Willmott, Antony Paul - Accumulation		3,750.00	
931.65	53800/WILKIM00002A	(Contributions Tax) Willmott, Kim Anne - Accumulation			0.00
	54500	Benefits Paid/Transfers Out			
	54500/WILANT00002A	(Benefits Paid/Transfers Out) Willmott, Antony Paul - Accumulation		21,250.00	
	60400	Bank Accounts			
3,734.35	60400/CBA103641021	Cash at Bank - Acc:10364102		6,249.04	
	61800	Distributions Receivable			
100.30	61800/APA.AX1	APA Group		87.91	
954.00	61800/TCL.AX	Transurban Group		529.28	
	62550	Reinvestment Residual Account			
48.56	62550/MQG.AX	Macquarie Group Limited		67.88	
22.53	62550/NAB.AX	National Australia Bank Limited		20.53	

Willmott Superannuation Fund

Trial Balance

As at 30 June 2020

Last Year	Code	Account Name	Units	Debits \$	Credits \$
9.77	62550/TCL.AX	Transurban Group		7.17	
	77600	Shares in Listed Companies (Australian)			
45,748.80	77600/APA.AX1	APA Group	4,236.0000	47,146.68	
19,850.00	77600/BPT.AX	Beach Energy Limited	10,000.0000	15,200.00	
31,790.00	77600/JHX.AX	James Hardie Industries Plc	1,700.0000	46,784.00	
13,960.00	77600/MPL.AX	Medibank Private Limited	0.0000		0.00
26,206.51	77600/MQG.AX	Macquarie Group Limited	219.0000	25,973.40	
27,414.72	77600/NAB.AX	National Australia Bank Limited	1,373.0000	25,016.06	
34,340.00	77600/RMD.AX	Resmed Inc	2,000.0000	55,080.00	
	77600/SHL.AX	Sonic Healthcare Limited	275.0000	8,368.25	
42,142.10	77600/TLS.AX	Telstra Corporation Limited.	13,287.0000	41,588.31	
157.32	77600/WLD.AX	Wellard Limited	0.0000		0.00
30,069.72	77600/WPL.AX	Woodside Petroleum Ltd	1,327.0000	28,729.55	
	78200	Units in Listed Unit Trusts (Australian)			
46,873.20	78200/TCL.AX	Transurban Group	3,308.0000	46,742.04	
(3,163.27)	85000	Income Tax Payable/Refundable			2,204.74
	88010	Creditors - ATO			3,422.27
				432,348.54	432,348.54

Current Year Profit/(Loss): 45,159.22

Willmott Superannuation Fund

Dividend Reconciliation Report

For The Period 01 July 2019 - 30 June 2020

Date	Net Payment Received	Australian Income			Foreign Income			Withheld		
		Unfranked	Franked	Franking Credits	Foreign Income	Foreign Credits	NZ Credits	TFN Withheld	Non-Resident	LIC Deduction
Shares in Listed Companies (Australian)										
BPT.AX Beach Energy Limited										
30/09/2019	100.00	0.00	100.00	42.86						
31/03/2020	100.00	0.00	100.00	42.86						
	200.00	0.00	200.00	85.72						
JHX.AX James Hardie Industries Plc										
02/07/2019	633.78				633.78					
20/12/2019	249.61				249.61					
	883.39				883.39					
MPL.AX Medibank Private Limited										
26/09/2019	396.00	0.00	396.00	169.71						
	396.00	0.00	396.00	169.71						
MQG.AX Macquarie Group Limited										
03/07/2019	752.40	413.82	338.58	145.11						
18/12/2019	537.50	322.50	215.00	92.14						
	1,289.90	736.32	553.58	237.25						
NAB.AX National Australia Bank Limited										

Willmott Superannuation Fund
Dividend Reconciliation Report

For The Period 01 July 2019 - 30 June 2020

Date	Net Payment Received	Australian Income			Foreign Income			Withheld		
		Unfranked	Franked	Franking Credits	Foreign Income	Foreign Credits	NZ Credits	TFN Withheld	Non-Resident	LIC Deduction
03/07/2019	851.58	0.00	851.58	364.96						
12/12/2019	878.97	0.00	878.97	376.70						
	1,730.55	0.00	1,730.55	741.66						
RMD.AX Resmed Inc										
19/09/2019	80.60				80.60	34.54				
12/12/2019	79.15				79.15	33.92				
19/03/2020	81.25				81.25	34.82				
18/06/2020	84.51				84.51	36.22				
	325.51				325.51	139.50				
TLS.AX Telstra Corporation Limited.										
26/09/2019	875.68	0.00	875.68	375.29						
27/03/2020	1,039.28	0.00	1,039.28	445.41						
	1,914.96	0.00	1,914.96	820.70						
WPL.AX Woodside Petroleum Ltd										
20/09/2019	440.28	0.00	440.28	188.69						
20/03/2020	1,103.16	0.00	1,103.16	472.78						
	1,543.44	0.00	1,543.44	661.47						

Willmott Superannuation Fund
Dividend Reconciliation Report

For The Period 01 July 2019 - 30 June 2020

Date	Net Payment Received	Australian Income			Foreign Income		Withheld		
		Unfranked	Franked	Franking Credits	Foreign Income	Foreign Credits	NZ Credits	TFN Withheld	Non-Resident
	8,283.75	736.32	6,338.53	2,716.51	1,208.90	139.50			
TOTAL	8,283.75	736.32	6,338.53	2,716.51	1,208.90	139.50			

Tax Return Reconciliation

	Totals	Tax Return Label
Unfranked	736.32	J
Franked Dividends	6,338.53	K
Franking Credits	2,716.51	L

Willmott Superannuation Fund

Distribution Reconciliation Report

For The Period 01 July 2019 - 30 June 2020

Date	Payment Received	Non Primary Production Income (A) * ₁			Distributed Capital Gains (B) * ₂				Foreign Income * ₃		Non-Assessable			Taxable Income	
		Franked	Unfranked	Interest/ Other	Franking Credits	Discounted (After Discount)	Rate * ₅	CGT Concession	Indexed	Other	Foreign Income	Foreign Credits	Tax Exempt		Tax Free
Shares in Listed Companies (Australian)															
APA.AX APA Group															
11/09/2019	979.88	361.39			154.88	S								618.49	516.27
11/03/2020	974.28	360.77	124.40	101.73	154.62	S								387.38	741.52
30/06/2020	87.91			87.91		S								0.00	87.91
	2,042.07	722.16	124.40	189.64	309.50									1,005.87	1,345.70
	<i>Net Cash Distribution:</i>		2,042.07												
	2,042.07	722.16	124.40	189.64	309.50									1,005.87	1,345.70
Units in Listed Unit Trusts (Australian)															
TCL.AX Transurban Group															
14/02/2020	1,005.33	64.86		421.63	27.80	S						518.84		0.00	514.29
30/06/2020	529.28			496.26		S						33.02		0.00	496.26
	1,534.61	64.86		917.89	27.80							551.86		0.00	1,010.55
	<i>Net Cash Distribution:</i>		1,534.61												
	1,534.61	64.86		917.89	27.80							551.86		0.00	1,010.55

Willmott Superannuation Fund Distribution Reconciliation Report

For The Period 01 July 2019 - 30 June 2020

Date	Non Primary Production Income (A) * ₁			Distributed Capital Gains (B) * ₂				Foreign Income * ₃		Non-Assessable			Taxable Income			
	Payment Received	Franked	Unfranked	Interest/ Other	Franking Credits	Discounted (After Discount)	Rate * ₅	CGT Concession	Indexed	Other	Foreign Income	Foreign Credits		Tax Exempt	Tax Free	Tax Deferred / AMIT * ₆
TOTAL	3,576.68	787.02	124.40	1,107.53	337.30								551.86		1,005.87	2,356.25

Total Distributed Gains

Discount Rate	Discounted	Gross
Superfund 1/3	0.00	0.00
Individual 50%(I)	0.00	0.00
Total	0.00	0.00

*₁ Summary of Non Primary Production Income (A)

Tax Label	Franked	Unfranked	Interest/Other	Less Other Deduction	Income Before Credits * ₇	Franking Credits	Total Including Credits
11M Gross trust distributions	787.02	124.40	1,107.53		2,018.95	337.30	2,356.25

*₂ Forms part of the Net Capital Gains calculation for Tax Label 11A.

*₃ Forms part of the Foreign Credits calculation for Tax Label 11D, D1, 13C1.

*₄ Taxable Income is designed to match Tax Statement provided by Fund Manager.

Taxable Income in the SMSF Annual Return will be different due to application of Capital Losses in Net Capital Gain calculation and application of different discount method.

*₅ This is the discount rate selected for the transaction. "S" being Super Funds at 1/3 and "I" being Individual at 50%.

*₆ AMIT cost base net increase is reflected as negative amount i.e. negative tax deferred and AMIT cost base net decrease is reflected as positive amount i.e. positive tax deferred.

*₇ Sum of Income Before Credits reconciles with Taxable Trust Distributions in Statement of Taxable Income.

^ Variance between Payment Received and Net Cash Distribution.

Willmott Superannuation Fund

Contributions Breakdown Report

For The Period 01 July 2019 - 30 June 2020

Summary

Member	D.O.B	Age (at 30/06/2019)	Total Super Balance (at 30/06/2019) *1	Concessional	Non-Concessional	Other	Reserves	Total
Willmott, Antony Paul	11/12/1961	57	24,105.00	24,999.96	0.00	0.00	0.00	24,999.96
Willmott, Kim Anne	18/12/1962	56	296,153.61	0.00	0.00	0.00	0.00	0.00
All Members				24,999.96	0.00	0.00	0.00	24,999.96

*1 Total Super Balance is per individual across funds within a firm.

Contribution Caps

Member	Contribution Type	Contributions	Cap	Current Position
Willmott, Antony Paul	Concessional	24,999.96	25,000.00	0.04 Below Cap
	Non-Concessional	0.00	100,000.00	100,000.00 Below Cap
Willmott, Kim Anne	Concessional	0.00	43,789.00	43,789.00 Below Cap
	(5 year carry forward cap available) Non-Concessional	0.00	100,000.00	100,000.00 Below Cap

Carry Forward Unused Concessional Contribution Cap

Member	2015	2016	2017	2018	2019	2020	Current Position
Willmott, Antony Paul							
Concessional Contribution Cap	35,000.00	35,000.00	35,000.00	25,000.00	25,000.00	25,000.00	
Concessional Contribution	0.00	0.00	0.00	0.00	25,000.00	24,999.96	
Unused Concessional Contribution	0.00	0.00	0.00	0.00	0.00	0.04	
Cumulative Carry Forward Unused	N/A	N/A	N/A	N/A	0.00	0.00	
Maximum Cap Available	35,000.00	35,000.00	35,000.00	25,000.00	25,000.00	25,000.00	0.04 Below Cap
Total Super Balance	0.00	0.00	0.00	73.75	78.19	24,105.00	

Willmott, Kim Anne

Concessional Contribution Cap	35,000.00	35,000.00	35,000.00	25,000.00	25,000.00	25,000.00	
Concessional Contribution	0.00	0.00	0.00	0.00	6,211.00	0.00	
Unused Concessional Contribution	0.00	0.00	0.00	0.00	18,789.00	25,000.00	
Cumulative Carry Forward Unused	N/A	N/A	N/A	N/A	0.00	18,789.00	
Maximum Cap Available	35,000.00	35,000.00	35,000.00	25,000.00	25,000.00	43,789.00	43,789.00 Below Cap
Total Super Balance	0.00	0.00	0.00	64,943.77	231,216.94	296,153.61	

NCC Bring Forward Caps

Member	Bring Forward Cap	2017	2018	2019	2020	Total	Current Position
Willmott, Antony Paul	N/A	0.00	0.00	0.00	0.00	N/A	Bring Forward Not Triggered
Willmott, Kim Anne	N/A	0.00	78,966.66	1,000.00	0.00	N/A	Bring Forward Not Triggered

Willmott, Antony Paul

Date	Transaction Description	Ledger Data				SuperStream Data					
		Contribution Type	Concessional	Non-Concession	Other	Reserves	Contribution	Employer	Concessional	Non-Concess	Other
08/08/2019	Tony employer super	Employer	2,083.33								
09/08/2019							Employer	ANGLO AMERICAN METALLURGICAL COAL PTY LTD	2,083.33		
27/08/2019	Tony employer super	Employer	2,083.33								
28/08/2019							Employer	ANGLO AMERICAN METALLURGICAL COAL PTY LTD	2,083.33		
26/09/2019	Tony employer super	Employer	2,083.33								
27/09/2019							Employer	ANGLO AMERICAN METALLURGICAL COAL PTY LTD	2,083.33		
23/10/2019	Tony employer super	Employer	2,083.33								
24/10/2019							Employer	ANGLO AMERICAN METALLURGICAL	2,083.33		

28/11/2019	Tony employer super	Employer	2,083.33		COAL PTY LTD	
29/11/2019				Employer	ANGLO AMERICAN METALLURGICAL COAL PTY LTD	2,083.33
24/12/2019	Tony employer super	Employer	2,083.33			
25/12/2019				Employer	ANGLO AMERICAN METALLURGICAL COAL PTY LTD	2,083.33
24/01/2020	Tony employer super	Employer	2,083.33			
25/01/2020				Employer	ANGLO AMERICAN METALLURGICAL COAL PTY LTD	2,083.33
03/03/2020	Tony employer super	Employer	2,083.33			
04/03/2020				Employer	ANGLO AMERICAN METALLURGICAL COAL PTY LTD	2,083.33
26/03/2020	Tony employer super	Employer	2,083.33			
27/03/2020				Employer	ANGLO AMERICAN METALLURGICAL COAL PTY LTD	2,083.33
27/04/2020	Tony employer super	Employer	2,083.33			
28/04/2020				Employer	ANGLO AMERICAN METALLURGICAL COAL PTY LTD	2,083.33
29/05/2020	Tony employer super	Employer	2,083.33			
30/05/2020				Employer	ANGLO AMERICAN METALLURGICAL COAL PTY LTD	2,083.33
22/06/2020	Tony employer super	Employer	2,083.33			
23/06/2020				Employer	ANGLO AMERICAN	2,083.33

METALLURGICAL
COAL PTY LTD

Total - Willmott, Antony Paul

24,999.96	0.00	0.00	0.00
-----------	------	------	------

24,999.96	0.00	0.00
-----------	------	------

Total for all members

24,999.96	0.00	0.00	0.00
-----------	------	------	------

Willmott Superannuation Fund

Contributions Summary Report

For The Period 01 July 2019 - 30 June 2020

Antony Paul Willmott

Date of Birth: 11/12/1961
Age: 58 (at year end)
Member Code: WILANT00002A
Total Super Balance*1 as at 30/06/2019: 24,105.00

Contributions Summary

2020

Concessional Contribution

Employer	24,999.96
	<hr/>
	24,999.96

Total Contributions

24,999.96

*1 Total Super Balance is per individual across funds within a firm.

Willmott Superannuation Fund Investment Summary Report

As at 30 June 2020

Investment	Units	Market Price	Market Value	Average Cost	Accounting Cost	Unrealised Gain/(Loss)	Gain/(Loss)%	Portfolio Weight%	
Cash/Bank Accounts									
Cash at Bank - Acc:10364102		6,249.040000	6,249.04	6,249.04	6,249.04			1.80 %	
			6,249.04		6,249.04		0.00 %	1.80 %	
Shares in Listed Companies (Australian)									
APA.AX	APA Group	4,236.00	11.130000	47,146.68	9.34	39,545.14	7,601.54	19.22 %	13.59 %
BPT.AX	Beach Energy Limited	10,000.00	1.520000	15,200.00	1.33	13,341.23	1,858.77	13.93 %	4.38 %
JHX.AX	James Hardie Industries Plc	1,700.00	27.520000	46,784.00	18.16	30,865.38	15,918.62	51.57 %	13.49 %
MQG.AX	Macquarie Group Limited	219.00	118.600000	25,973.40	87.69	19,203.98	6,769.42	35.25 %	7.49 %
NAB.AX	National Australia Bank Limited	1,373.00	18.220000	25,016.06	26.43	36,285.59	(11,269.53)	(31.06) %	7.21 %
RMD.AX	Resmed Inc	2,000.00	27.540000	55,080.00	8.07	16,133.97	38,946.03	241.39 %	15.88 %
SHL.AX	Sonic Healthcare Limited	275.00	30.430000	8,368.25	25.36	6,973.70	1,394.55	20.00 %	2.41 %
TLS.AX	Telstra Corporation Limited.	13,287.00	3.130000	41,588.31	3.53	46,878.35	(5,290.04)	(11.28) %	11.99 %
WPL.AX	Woodside Petroleum Ltd	1,327.00	21.650000	28,729.55	32.72	43,416.37	(14,686.82)	(33.83) %	8.28 %
			293,886.25		252,643.71	41,242.54	16.32 %	84.72 %	
Units in Listed Unit Trusts (Australian)									
TCL.AX	Transurban Group	3,308.00	14.130000	46,742.04	11.51	38,080.38	8,661.66	22.75 %	13.48 %
			46,742.04		38,080.38	8,661.66	22.75 %	13.48 %	
			346,877.33		296,973.13	49,904.20	16.80 %	100.00 %	

Willmott Superannuation Fund

Investment Summary with Market Movement

As at 30 June 2020

Investment	Units	Market Price	Market Value	Average Cost	Accounting Cost	Overall	Unrealised Current Year	Realised Movement	
Cash/Bank Accounts									
Cash at Bank - Acc:10364102		6,249.040000	6,249.04	6,249.04	6,249.04				
			6,249.04		6,249.04				
Shares in Listed Companies (Australian)									
APA.AX	APA Group	4,236.00	11.130000	47,146.68	9.34	39,545.14	7,601.54	1,397.88	0.00
BPT.AX	Beach Energy Limited	10,000.00	1.520000	15,200.00	1.33	13,341.23	1,858.77	(4,650.00)	0.00
JHX.AX	James Hardie Industries Plc	1,700.00	27.520000	46,784.00	18.16	30,865.38	15,918.62	14,994.00	0.00
MQG.AX	Macquarie Group Limited	219.00	118.600000	25,973.40	87.69	19,203.98	6,769.42	(1,503.69)	0.00
MPL.AX	Medibank Private Limited	0.00	2.990000	0.00	0.00	0.00	0.00	(4,558.74)	3,678.07
NAB.AX	National Australia Bank Limited	1,373.00	18.220000	25,016.06	26.43	36,285.59	(11,269.53)	(11,326.36)	0.00
RMD.AX	Resmed Inc	2,000.00	27.540000	55,080.00	8.07	16,133.97	38,946.03	20,740.00	0.00
SHL.AX	Sonic Healthcare Limited	275.00	30.430000	8,368.25	25.36	6,973.70	1,394.55	1,394.55	0.00
TLS.AX	Telstra Corporation Limited.	13,287.00	3.130000	41,588.31	3.53	46,878.35	(5,290.04)	(9,479.82)	0.00
WLD.AX	Wellard Limited	0.00	0.036000	0.00	0.00	0.00	0.00	7,338.37	(7,250.33)
WPL.AX	Woodside Petroleum Ltd	1,327.00	21.650000	28,729.55	32.72	43,416.37	(14,686.82)	(19,125.13)	0.00
			293,886.25		252,643.71	41,242.54	(4,778.94)	(3,572.26)	
Units in Listed Unit Trusts (Australian)									
TCL.AX	Transurban Group	3,308.00	14.130000	46,742.04	11.51	38,080.38	8,661.66	(2,093.09)	0.00
			46,742.04		38,080.38	8,661.66	(2,093.09)	0.00	
			346,877.33		296,973.13	49,904.20	(6,872.03)	(3,572.26)	

Willmott Superannuation Fund

Investment Movement Report

As at 30 June 2020

Investment	Opening Balance		Additions		Disposals			Closing Balance		Market Value
	Units	Cost	Units	Cost	Units	Cost	Accounting Profit/(Loss)	Units	Cost	
	6,555.00	7,495.69			(6,555.00)	(7,495.69)	(7,250.33)		0.00	
Woodside Petroleum Ltd	827.00	25,631.41	500.00	17,784.96				1,327.00	43,416.37	28,729.55
		225,657.69		43,882.97		(16,896.95)	(3,572.26)		252,643.71	293,886.25
Units in Listed Unit Trusts (Australian)										
Transurban Group	3,180.00	36,118.45	128.00	1,961.93				3,308.00	38,080.38	46,742.04
		36,118.45		1,961.93					38,080.38	46,742.04
		265,510.49		89,326.99		(57,864.35)	(3,572.26)		296,973.13	346,877.33

Willmott Superannuation Fund
Realised Capital Gains Report

For The Period 01 July 2019 - 30 June 2020

Investment		Accounting Treatment				Tax Treatment						
Purchase Contract Date	Disposal Contract Date	Units	Cost	Proceeds	Accounting Profit/(Loss)	Adjusted Cost Base	Reduced Cost Base	Indexed Cost Base	Indexed Gains	Discounted Gains (Gross)	Other Gains	Capital Loss
Shares in Listed Companies (Australian)												
Medibank Private Limited												
27/01/2015	17/01/2020	4,000.00	9,401.26	13,079.33	3,678.07	9,401.26	9,401.26	0.00	0.00	3,678.07	0.00	0.00
		4,000.00	9,401.26	13,079.33	3,678.07	9,401.26	9,401.26	0.00	0.00	3,678.07	0.00	0.00
Wellard Limited												
02/03/2016	21/04/2020	2,000.00	1,699.95	74.86	(1,625.09)	1,699.95	1,699.95	0.00	0.00	0.00	0.00	(1,625.09)
15/02/2016	21/04/2020	1,500.00	1,814.95	56.15	(1,758.80)	1,814.95	1,814.95	0.00	0.00	0.00	0.00	(1,758.80)
01/02/2016	21/04/2020	1,000.00	1,369.95	37.43	(1,332.52)	1,369.95	1,369.95	0.00	0.00	0.00	0.00	(1,332.52)
21/01/2016	21/04/2020	1,500.00	1,844.95	56.15	(1,788.80)	1,844.95	1,844.95	0.00	0.00	0.00	0.00	(1,788.80)
10/01/2016	21/04/2020	555.00	765.89	20.77	(745.12)	765.89	765.89	0.00	0.00	0.00	0.00	(745.12)
		6,555.00	7,495.69	245.36	(7,250.33)	7,495.69	7,495.69	0.00	0.00	0.00	0.00	(7,250.33)
		10,555.00	16,896.95	13,324.69	(3,572.26)	16,896.95	16,896.95	0.00	0.00	3,678.07	0.00	(7,250.33)
		10,555.00	16,896.95	13,324.69	(3,572.26)	16,896.95	16,896.95	0.00	0.00	3,678.07	0.00	(7,250.33)

Willmott Superannuation Fund

Capital Gains Reconciliation Report

For The Period 01 July 2019 - 30 June 2020

	Total	Discounted	Indexed	Other	Notional
Losses available to offset					
Carried forward from prior losses	0.00				
Carried forward from prior losses - Collectables	0.00				
Current year capital losses	7,250.33				
Current year capital losses - Collectables	0.00				
Total Losses Available	7,250.33				
Total Losses Available - Collectables	0.00				
Capital Gains					
Capital gains from disposal of assets	3,678.07	3,678.07	0.00	0.00	0.00
Capital gains from disposal of assets - Collectables	0.00	0.00	0.00	0.00	0.00
Capital gains from trust distributions	0.00	0.00	0.00	0.00	0.00
Capital Gains Before Losses applied	3,678.07	3,678.07	0.00	0.00	0.00
Losses and discount applied					
Losses applied	3,678.07	3,678.07	0.00	0.00	0.00
Losses applied - Collectables	0.00	0.00	0.00	0.00	0.00
Capital gains after losses applied	0.00	0.00	0.00	0.00	0.00
Capital gains after losses applied - Collectables	0.00	0.00	0.00	0.00	0.00
CGT Discount applied	0.00				
CGT Discount applied - Collectables	0.00				

Willmott Superannuation Fund

Capital Gains Reconciliation Report

For The Period 01 July 2019 - 30 June 2020

	Total	Discounted	Indexed	Other	Notional
Net Capital Gain					
Net capital gain	0.00				
Net capital gain - Collectables	0.00				
Total Net Capital Gain (11A)	0.00				
Net Capital Losses Carried Forward to later income					
Net Capital Losses Carried Forward to later income years	3,572.26				
Net Capital Losses Carried Forward to later income years - Collectables	0.00				
Total Net Capital Losses Carried Forward to later income years (14V)	3,572.26				

Note

Refer to Realised Gains Report for details of Disposals at a Security level

Refer to Distribution Reconciliation Report for Trust Distribution details at a Security level

Willmott Superannuation Fund

Investment Income Comparison Report

As at 30 June 2020

Investment	Ledger Data			ASX & UUT Data							
	Transaction Date	Income Amount	Franking Credit	Date Payable	Ex Div/Dist Date	Units On Hand	45 Day Qualified	Amount per share/unit	Estimated Income	Estimated Franking*	
Reconciled											
Shares in Listed Companies (Australian)											
BPT.AX	Beach Energy Limited	30/09/2019	100.00	42.86	30/09/2019	29/08/2019	10,000.00	10,000.00	0.0100	100.00	42.86
BPT.AX	Beach Energy Limited	31/03/2020	100.00	42.86	31/03/2020	27/02/2020	10,000.00	10,000.00	0.0100	100.00	42.86
MPL.AX	Medibank Private Limited	26/09/2019	396.00	169.71	26/09/2019	04/09/2019	4,000.00	4,000.00	0.0990	396.00	169.71
MQG.AX	Macquarie Group Limited	03/07/2019	752.40	145.11	03/07/2019	13/05/2019	209.00	209.00	3.6000	752.40	145.11
MQG.AX	Macquarie Group Limited	18/12/2019	537.50	92.14	18/12/2019	11/11/2019	215.00	215.00	2.5000	537.50	92.14
NAB.AX	National Australia Bank Limited	03/07/2019	851.58	364.96	03/07/2019	14/05/2019	1,026.00	1,026.00	0.8300	851.58	364.96
NAB.AX	National Australia Bank Limited	12/12/2019	878.97	376.70	12/12/2019	14/11/2019	1,059.00	1,059.00	0.8300	878.97	376.70
RMD.AX	Resmed Inc	19/09/2019	80.60	0.00	19/09/2019	14/08/2019	2,000.00	2,000.00	0.0403	80.64	0.00
RMD.AX	Resmed Inc	12/12/2019	79.15	0.00	12/12/2019	06/11/2019	2,000.00	2,000.00	0.0396	79.10	0.00
RMD.AX	Resmed Inc	19/03/2020	81.25	0.00	19/03/2020	12/02/2020	2,000.00	2,000.00	0.0406	81.20	0.00
RMD.AX	Resmed Inc	18/06/2020	84.51	0.00	18/06/2020	13/05/2020	2,000.00	2,000.00	0.0423	84.56	0.00
TLS.AX	Telstra Corporation Limited.	26/09/2019	875.68	375.29	26/09/2019	28/08/2019	10,946.00	10,946.00	0.0800	875.68	375.29
TLS.AX	Telstra Corporation Limited.	27/03/2020	1,039.28	445.41	27/03/2020	26/02/2020	12,991.00	12,991.00	0.0800	1,039.28	445.41
WPL.AX	Woodside Petroleum Ltd	20/09/2019	440.28	188.69	20/09/2019	26/08/2019	827.00	827.00	0.5324	440.28	188.69
WPL.AX	Woodside Petroleum Ltd	20/03/2020	1,103.16	472.78	20/03/2020	24/02/2020	1,327.00	1,327.00	0.8313	1,103.16	472.78
			7,400.36	2,716.51					9.5655	7,400.35	2,716.51
Units in Listed Unit Trusts (Australian)											
TCL.AX	Transurban Group	14/02/2020	1,005.33	27.80	14/02/2020	30/12/2019	3,243.00	3,243.00	0.3100	1,005.33	27.79
TCL.AX	Transurban Group	30/06/2020	529.28								
TCL.AX	Transurban Group				14/08/2020	29/06/2020	3,308.00	3,308.00	0.1600	529.28	0.00

Willmott Superannuation Fund
Investment Income Comparison Report

As at 30 June 2020

Investment	Ledger Data			ASX & UUT Data							
	Transaction Date	Income Amount	Franking Credit	Date Payable	Ex Div/Dist Date	Units On Hand	45 Day Qualified	Amount per share/unit	Estimated Income	Estimated Franking*	
		1,534.61	27.80					0.4700	1,534.61	27.79	
Unreconciled											
Shares in Listed Companies (Australian)											
APA.AX	APA Group	11/09/2019	979.88	154.88	11/09/2019	27/06/2019	4,236.00	4,236.00	0.2550	1,080.18	154.90
APA.AX	APA Group	11/03/2020	974.28	154.62	11/03/2020	30/12/2019	4,236.00	4,236.00	0.2300	974.28	154.62
APA.AX	APA Group	30/06/2020	87.91								
JHX.AX	James Hardie Industries Plc	02/07/2019	633.78								
JHX.AX	James Hardie Industries Plc				02/08/2019	05/06/2019	1,700.00	1,700.00	0.2983	507.03	0.00
JHX.AX	James Hardie Industries Plc	20/12/2019	249.61	0.00	20/12/2019	15/11/2019	1,700.00	1,700.00	0.1175	199.69	0.00
			2,925.46	309.50					0.9007	2,761.18	309.52
			11,860.43	3,053.81					10.9362	11,696.14	3,053.82

*Franking credit is estimated using 45 day qualified units. The estimation might not be accurate for preference shares and hedging arrangements.

Willmott Superannuation Fund
Members Summary

As at 30 June 2020

Opening Balances	Increases				Decreases					Closing Balance	
	Contributions	Transfers In	Net Earnings	Insurance Proceeds	Pensions Paid	Contributions Tax	Taxes Paid	Benefits Paid/ Transfers Out	Insurance Premiums		Member Expenses
Antony Paul Willmott (Age: 58)											
WILANT00002A - Accumulation											
24,105.00	24,999.96		81.58			3,750.00	63.94	21,250.00			24,122.60
24,105.00	24,999.96		81.58			3,750.00	63.94	21,250.00			24,122.60
Kim Anne Willmott (Age: 57)											
WILKIM00002A - Accumulation											
296,153.61		21,250.00	2,020.99				1,584.11				317,840.49
296,153.61		21,250.00	2,020.99				1,584.11				317,840.49
320,258.61	24,999.96	21,250.00	2,102.57			3,750.00	1,648.05	21,250.00			341,963.09

Willmott Superannuation Fund

Members Statement

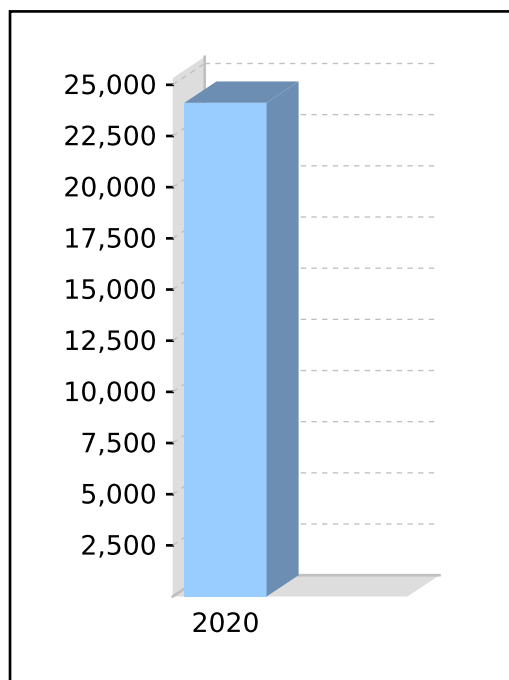
Antony Paul Willmott
 8 Shields Street
 Redcliffe, Queensland, 4020, Australia

Your Details

Date of Birth :	11/12/1961	Nominated Beneficiaries	N/A
Age:	58	Vested Benefits	24,122.60
Tax File Number:	Provided	Total Death Benefit	24,122.60
Date Joined Fund:	13/05/2011	Current Salary	0.00
Service Period Start Date:	13/05/2011	Previous Salary	0.00
Date Left Fund:		Disability Benefit	0.00
Member Code:	WILANT00002A		
Account Start Date	13/05/2011		
Account Phase:	Accumulation Phase		
Account Description:	Accumulation		

Your Balance

Total Benefits	24,122.60
<u>Preservation Components</u>	
Preserved	24,122.60
Unrestricted Non Preserved	
Restricted Non Preserved	
<u>Tax Components</u>	
Tax Free	73.75
Taxable	24,048.85



Your Detailed Account Summary

	This Year
Opening balance at 01/07/2019	24,105.00
<u>Increases to Member account during the period</u>	
Employer Contributions	24,999.96
Personal Contributions (Concessional)	
Personal Contributions (Non Concessional)	
Government Co-Contributions	
Other Contributions	
Proceeds of Insurance Policies	
Transfers In	
Net Earnings	81.58
Internal Transfer In	
<u>Decreases to Member account during the period</u>	
Pensions Paid	
Contributions Tax	3,750.00
Income Tax	63.94
No TFN Excess Contributions Tax	
Excess Contributions Tax	
Refund Excess Contributions	
Division 293 Tax	
Insurance Policy Premiums Paid	
Management Fees	
Member Expenses	
Benefits Paid/Transfers Out	21,250.00
Superannuation Surcharge Tax	
Internal Transfer Out	
Closing balance at 30/06/2020	24,122.60

Willmott Superannuation Fund

Members Statement

Kim Anne Willmott
 8 Shields Street
 Redcliffe, Queensland, 4020, Australia

Your Details

Date of Birth : 18/12/1962
 Age: 57
 Tax File Number: Provided
 Date Joined Fund: 13/05/2011
 Service Period Start Date: 13/05/2011
 Date Left Fund:
 Member Code: WILKIM00002A
 Account Start Date: 13/05/2011
 Account Phase: Accumulation Phase
 Account Description: Accumulation

Nominated Beneficiaries N/A
 Vested Benefits 317,840.49
 Total Death Benefit 317,840.49
 Current Salary 0.00
 Previous Salary 0.00
 Disability Benefit 0.00

Your Balance

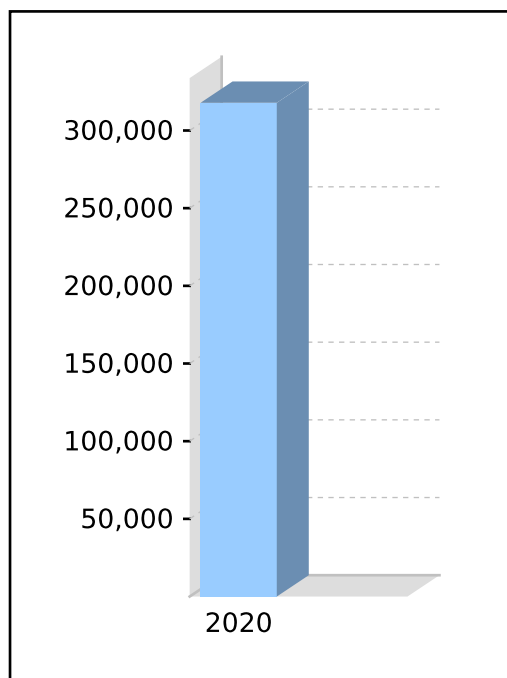
Total Benefits 317,840.49

Preservation Components

Preserved 317,689.79
 Unrestricted Non Preserved 150.70
 Restricted Non Preserved

Tax Components

Tax Free 145,832.65
 Taxable 172,007.84



Your Detailed Account Summary

	This Year
Opening balance at 01/07/2019	296,153.61
<u>Increases to Member account during the period</u>	
Employer Contributions	
Personal Contributions (Concessional)	
Personal Contributions (Non Concessional)	
Government Co-Contributions	
Other Contributions	
Proceeds of Insurance Policies	
Transfers In	21,250.00
Net Earnings	2,020.99
Internal Transfer In	
<u>Decreases to Member account during the period</u>	
Pensions Paid	
Contributions Tax	
Income Tax	1,584.11
No TFN Excess Contributions Tax	
Excess Contributions Tax	
Refund Excess Contributions	
Division 293 Tax	
Insurance Policy Premiums Paid	
Management Fees	
Member Expenses	
Benefits Paid/Transfers Out	
Superannuation Surcharge Tax	
Internal Transfer Out	
Closing balance at 30/06/2020	317,840.49

Willmott Superannuation Fund

Statement of Taxable Income

For the year ended 30 June 2020

	2020
	\$
Benefits accrued as a result of operations	45,159.22
Less	
Non Taxable Transfer In	21,250.00
Realised Accounting Capital Gains	(3,572.26)
Accounting Trust Distributions	3,576.68
	<hr/> 21,254.42
Add	
Decrease in MV of investments	6,872.03
Franking Credits	3,053.81
Foreign Credits	139.50
Taxable Trust Distributions	2,018.95
	<hr/> 12,084.29
SMSF Annual Return Rounding	(2.09)
	<hr/> 35,987.00
Taxable Income or Loss	<hr/> 35,987.00
Income Tax on Taxable Income or Loss	5,398.05
Less	
Franking Credits	3,053.81
Foreign Credits	139.50
	<hr/> 2,204.74
CURRENT TAX OR REFUND	<hr/> 2,204.74
Supervisory Levy	259.00
	<hr/> 2,463.74
AMOUNT DUE OR REFUNDABLE	<hr/> 2,463.74

Willmott Superannuation Fund

Create Entries Report

For the period 01 July 2019 to 30 June 2020

Create Entries Financial Year Summary 01 July 2019 - 30 June 2020

Total Profit	Amount
Income	47,666.10
Less Expense	2,506.88
Total Profit	45,159.22

Tax Summary	Amount
Fund Tax Rate	15.00 %
Total Profit	45,159.22
Less Permanent Differences	(6,872.03)
Less Timing Differences	0.00
Less Exempt Pension Income	0.00
Less Other Non Taxable Income	21,250.00
Less LIC Deductions	0.00
Add SMSF Non Deductible Expenses	0.00
Add Other Non Deductible Expenses	0.00
Add Total Franking/Foreign/TFN/FRW Credits	3,193.31
Less Realised Accounting Capital Gains	(3,572.26)
Less Accounting Trust Distributions	3,576.68
Add Taxable Trust Distributions	2,018.95
Less Tax Losses Deducted	0.00
Add SMSF Annual Return Rounding	(2.09)
Taxable Income	35,987.00
Income Tax on Taxable Income or Loss	5,398.05

Profit/(Loss) Available for Allocation	Amount
Total Available Profit	(1,090.74)
Franking Credits	3,053.81
TFN Credits	0.00
Foreign Credits	139.50
FRW Credits	0.00
Total	1,963.07

Income Tax Expense Available for Allocation	Amount
Income Tax on Taxable Income or Loss	5,398.05
Member Specific Income Tax	(3,750.00)
Total Income Tax Expense Allocation	1,648.05

Final Segment 1 from 01 July 2019 to 30 June 2020

Pool Name Unsegregated Pool

Total Profit	Amount
Income	47,666.10
Less Expense	2,506.88
Total Profit	45,159.22

Create Entries Summary	Amount
Fund Tax Rate	15.00 %
Total Profit	45,159.22
Less Permanent Differences	(6,872.03)
Less Timing Differences	0.00
Less Exempt Pension Income	0.00
Less Other Non Taxable Income	21,250.00
Add SMSF Non Deductible Expenses	0.00
Add Other Non Deductible Expenses	0.00
Add Total Franking/Foreign/TFN/FRW Credits	3,193.31
Less Realised Accounting Capital Gains	(3,572.26)
Less Accounting Trust Distributions	3,576.68
Add Taxable Trust Distributions	2,018.95
Less Tax Losses Deducted	0.00
Add Taxable Income Adjustment	(2.09)
Taxable Income	35,987.00
Income Tax on Taxable Income or Loss	5,398.05

Member Weighted Balance Summary	Weighting%	Amount
Antony Paul Willmott(WILANT00002A)	3.88	12,807.45
Kim Anne Willmott(WILKIM00002A)	96.12	317,403.61

Profit/(Loss) Available for Allocation	Amount
Total Available Profit	(1,090.74)
Franking Credits	3,053.81
TFN Credits	0.00
FRW Credits	0.00
Total	1,963.07

Allocation to Members	Weighting%	Amount
Antony Paul Willmott(WILANT00002A)	3.88	76.17
Kim Anne Willmott(WILKIM00002A)	96.12	1,886.90

Accumulation Weighted Balance Summary	Weighting%	Amount
Antony Paul Willmott(WILANT00002A)	3.88	12,807.45
Kim Anne Willmott(WILKIM00002A)	96.12	317,403.61

Income Tax Expense Available for Allocation	Amount
Income Tax on Taxable Income or Loss	5,398.05
Member Specific Income Tax	(3,750.00)
Total Income Tax Expense Allocation	1,648.05

Allocation to Members	Weighting%	Amount
Antony Paul Willmott(WILANT00002A)	3.88	63.94
Kim Anne Willmott(WILKIM00002A)	96.12	1,584.11

Calculation of daily member weighted balances

Antony Paul Willmott (WILANT00002A)

Member Balance

01/07/2019	50010	Opening Balance	24,105.00	24,105.00
01/07/2019	54500	Benefits Paid/Transfers Out	(21,250.00)	(21,250.00)
08/08/2019	52420	Contributions	2,083.33	1,867.03
08/08/2019	53800	Contributions Tax	(312.50)	(280.05)
27/08/2019	52420	Contributions	2,083.33	1,758.88
27/08/2019	53800	Contributions Tax	(312.50)	(263.83)
26/09/2019	52420	Contributions	2,083.33	1,588.11
26/09/2019	53800	Contributions Tax	(312.50)	(238.22)
23/10/2019	52420	Contributions	2,083.33	1,434.42
23/10/2019	53800	Contributions Tax	(312.50)	(215.16)
28/11/2019	52420	Contributions	2,083.33	1,229.51
28/11/2019	53800	Contributions Tax	(312.50)	(184.43)
24/12/2019	52420	Contributions	2,083.33	1,081.51
24/12/2019	53800	Contributions Tax	(312.50)	(162.23)
24/01/2020	52420	Contributions	2,083.33	905.05
24/01/2020	53800	Contributions Tax	(312.50)	(135.76)
03/03/2020	52420	Contributions	2,083.33	683.06
03/03/2020	53800	Contributions Tax	(312.50)	(102.46)
26/03/2020	52420	Contributions	2,083.33	552.14
26/03/2020	53800	Contributions Tax	(312.50)	(82.82)
27/04/2020	52420	Contributions	2,083.33	369.99
27/04/2020	53800	Contributions Tax	(312.50)	(55.50)
29/05/2020	52420	Contributions	2,083.33	187.84
29/05/2020	53800	Contributions Tax	(312.50)	(28.18)
22/06/2020	52420	Contributions	2,083.33	51.23
22/06/2020	53800	Contributions Tax	(312.50)	(7.68)
Total Amount (Weighted)				12,807.45

Kim Anne Willmott (WILKIM00002A)

Member Balance

01/07/2019	50010	Opening Balance	296,153.61	296,153.61
01/07/2019	52850	Transfers In	21,250.00	21,250.00
Total Amount (Weighted)				317,403.61

Calculation of Net Capital Gains

Capital gains from Unsegregated Pool	3,678.07
Capital gains from Unsegregated Pool - Collectables	0.00
Capital Gain Adjustment from prior segments	0.00
Realised Notional gains	0.00
Carried forward losses from prior years	0.00
Current year capital losses from Unsegregated Pool	7,250.33
Current year capital losses from Unsegregated Pool - Collectables	0.00
Losses Applied	3,678.07
Total CGT Discount Applied	0.00
Capital Gain /(Losses carried forward)	0.00
CGT allocated in prior segments	0.00
Allocations of Net Capital Gains to Pools	
Capital Gain Proportion - Unsegregated Pool (0/0)=100.00%	0.00

Foreign Tax Offset Calculations

Segment 01 July 2019 to 30 June 2020

Claimable FTO - Unsegregated Pool	139.50
Claimable FTO	139.50

Total Claimable Foreign Credits for the Year **139.50**

Foreign Tax Offset (Label C1) 139.50

Applied/Claimed FTO 139.50

Allocations of Foreign Tax Offset to Members

Antony Paul Willmott(WILANT00002A) - 3.88 %	5.41
Kim Anne Willmott(WILKIM00002A) - 96.12 %	134.09
Total Foreign Tax Offset Allocated to Members	139.50

Self-managed superannuation fund annual return 2020

Who should complete this annual return?

Only self-managed superannuation funds (SMSFs) can complete this annual return. All other funds must complete the *Fund income tax return 2020* (NAT 71287).

- ❗ The *Self-managed superannuation fund annual return instructions 2020* (NAT 71606) (the instructions) can assist you to complete this annual return.
- ⊖ The SMSF annual return cannot be used to notify us of a change in fund membership. You must update fund details via ABR.gov.au or complete the Change of details for superannuation entities form (NAT 3036).

To complete this annual return

- Print clearly, using a BLACK pen only.
- Use BLOCK LETTERS and print one character per box.

S	M	I	T	H		S	T				
---	---	---	---	---	--	---	---	--	--	--	--
- Place in ALL applicable boxes.

- Postal address for annual returns:

Australian Taxation Office
GPO Box 9845
[insert the name and postcode
of your capital city]

For example;

Australian Taxation Office
GPO Box 9845
SYDNEY NSW 2001

Section A: Fund information

1 **Tax file number (TFN)**

- To assist processing, write the fund's TFN at the top of pages 3, 5, 7 and 9.

- ❗ The ATO is authorised by law to request your TFN. You are not obliged to quote your TFN but not quoting it could increase the chance of delay or error in processing your annual return. See the Privacy note in the Declaration.

2 **Name of self-managed superannuation fund (SMSF)**

3 **Australian business number (ABN)** (if applicable)

4 **Current postal address**

Suburb/town

State/territory

Postcode

5 **Annual return status**

Is this an amendment to the SMSF's 2020 return?

A No Yes

Is this the first required return for a newly registered SMSF?

B No Yes

Tax File Number **6 SMSF auditor**

Auditor's name

Title: Mr Mrs Miss Ms Other

Family name

First given name

Other given names

SMSF Auditor Number

Auditor's phone number

Postal address

Suburb/town

State/territory

Postcode

Date audit was completed

A

Day

Month

Year

Was Part A of the audit report qualified?

B

No

Yes

Was Part B of the audit report qualified?

C

No

Yes

If Part B of the audit report was qualified,
have the reported issues been rectified?**D**

No

Yes

7 Electronic funds transfer (EFT)

We need your self-managed super fund's financial institution details to pay any super payments and tax refunds owing to you.

A Fund's financial institution account details

This account is used for super contributions and rollovers. Do not provide a tax agent account here.

Fund BSB number

Fund account number

Fund account name

I would like my tax refunds made to this account. Go to C.**B Financial institution account details for tax refunds**

This account is used for tax refunds. You can provide a tax agent account here.

BSB number

Account number

Account name

C Electronic service address aliasProvide the electronic service address alias (ESA) issued by your SMSF messaging provider.
(For example, SMSFdataESAAlias). See instructions for more information.

Tax File Number

- 8 Status of SMSF** Australian superannuation fund **A** No Yes Fund benefit structure **B** Code
- Does the fund trust deed allow acceptance of the Government's Super Co-contribution and Low Income Super Amounts? **C** No Yes

9 Was the fund wound up during the income year?

No Yes If yes, provide the date on which the fund was wound up ^{Day} / ^{Month} / ^{Year} Have all tax lodgment and payment obligations been met? No Yes

10 Exempt current pension income

Did the fund pay retirement phase superannuation income stream benefits to one or more members in the income year?

To claim a tax exemption for current pension income, you must pay at least the minimum benefit payment under the law. Record exempt current pension income at Label **A**.

No Go to Section B: Income.

Yes Exempt current pension income amount **A** \$

Which method did you use to calculate your exempt current pension income?

Segregated assets method **B**

Unsegregated assets method **C** Was an actuarial certificate obtained? **D** Yes

Did the fund have any other income that was assessable?

E Yes Go to Section B: Income.

No Choosing 'No' means that you do not have any assessable income, including no-TFN quoted contributions. Go to Section C: Deductions and non-deductible expenses. (Do **not** complete Section B: Income.)

If you are entitled to claim any tax offsets, you can list these at Section D: Income tax calculation statement.

Tax File Number **Provided**

Section B: Income

Do not complete this section if all superannuation interests in the SMSF were supporting superannuation income streams in the retirement phase for the **entire year**, there was **no** other income that was assessable, and you **have not** realised a deferred notional gain. If you are entitled to claim any tax offsets, you can record these at Section D: Income tax calculation statement.

11 Income

Did you have a capital gains tax (CGT) event during the year? **G** No Yes

If the total capital loss or total capital gain is greater than \$10,000 or you elected to use the transitional CGT relief in 2017 and the deferred notional gain has been realised, complete and attach a *Capital gains tax (CGT) schedule 2020*.

Have you applied an exemption or rollover? **M** No Yes Code

Net capital gain **A** \$

Gross rent and other leasing and hiring income **B** \$

Gross interest **C** \$

Forestry managed investment scheme income **X** \$

Gross foreign income **D1** \$ Net foreign income **D** \$ Loss

Australian franking credits from a New Zealand company **E** \$

Transfers from foreign funds **F** \$ Number

Gross payments where ABN not quoted **H** \$

Calculation of assessable contributions
Assessable employer contributions
R1 \$

plus Assessable personal contributions
R2 \$

plus ****No-TFN-quoted contributions**
R3 \$
(an amount must be included even if it is zero)

less Transfer of liability to life insurance company or PST
R6 \$

Gross distribution from partnerships **I** \$ Loss

*Unfranked dividend amount **J** \$

*Franked dividend amount **K** \$

*Dividend franking credit **L** \$

*Gross trust distributions **M** \$ Code

Assessable contributions
R1 plus R2 plus R3 less R6
R \$

Calculation of non-arm's length income

*Net non-arm's length private company dividends
U1 \$

plus *Net non-arm's length trust distributions
U2 \$

plus *Net other non-arm's length income
U3 \$

*Other income **S** \$ Code

*Assessable income due to changed tax status of fund
T \$

Net non-arm's length income
(subject to 45% tax rate)
U1 plus U2 plus U3
U \$

#This is a mandatory label.
*If an amount is entered at this label, check the instructions to ensure the correct tax treatment has been applied.

GROSS INCOME **W** \$ Loss
(Sum of labels A to U)


Exempt current pension income **Y** \$

TOTAL ASSESSABLE INCOME **V** \$ Loss
(W less Y)

Tax File Number Provided

Section C: Deductions and non-deductible expenses

12 Deductions and non-deductible expenses

 Under 'Deductions' list all expenses and allowances you are entitled to claim a deduction for. Under 'Non-deductible expenses', list all other expenses or normally allowable deductions that you cannot claim as a deduction (for example, all expenses related to exempt current pension income should be recorded in the 'Non-deductible expenses' column).

	DEDUCTIONS		NON-DEDUCTIBLE EXPENSES
Interest expenses within Australia	A1 \$ <input style="width: 150px;" type="text"/>		A2 \$ <input style="width: 150px;" type="text"/>
Interest expenses overseas	B1 \$ <input style="width: 150px;" type="text"/>		B2 \$ <input style="width: 150px;" type="text"/>
Capital works expenditure	D1 \$ <input style="width: 150px;" type="text"/>		D2 \$ <input style="width: 150px;" type="text"/>
Decline in value of depreciating assets	E1 \$ <input style="width: 150px;" type="text"/>		E2 \$ <input style="width: 150px;" type="text"/>
Insurance premiums – members	F1 \$ <input style="width: 150px;" type="text"/>		F2 \$ <input style="width: 150px;" type="text"/>
SMSF auditor fee	H1 \$ <input style="width: 150px;" type="text" value="385"/>		H2 \$ <input style="width: 150px;" type="text"/>
Investment expenses	I1 \$ <input style="width: 150px;" type="text"/>		I2 \$ <input style="width: 150px;" type="text"/>
Management and administration expenses	J1 \$ <input style="width: 150px;" type="text" value="2,119"/>		J2 \$ <input style="width: 150px;" type="text"/>
Forestry managed investment scheme expense	U1 \$ <input style="width: 150px;" type="text"/>		U2 \$ <input style="width: 150px;" type="text"/>
Other amounts	L1 \$ <input style="width: 150px;" type="text" value="2"/> Code 0		L2 \$ <input style="width: 150px;" type="text" value="3,163"/> Code 0
Tax losses deducted	M1 \$ <input style="width: 150px;" type="text"/>		

TOTAL DEDUCTIONS

N \$

(Total **A1** to **M1**)

TOTAL NON-DEDUCTIBLE EXPENSES

Y \$

(Total **A2** to **L2**)

#TAXABLE INCOME OR LOSS Loss

O \$

(TOTAL ASSESSABLE INCOME less TOTAL DEDUCTIONS)

TOTAL SMSF EXPENSES

Z \$

(**N plus Y**)

#This is a mandatory label.

Tax File Number Provided**Section D: Income tax calculation statement****#Important:**

Section B label **R3**, Section C label **O** and Section D labels **A, T1, J, T5** and **I** are mandatory. If you leave these labels blank, you will have specified a zero amount.

13 Calculation statement

Please refer to the *Self-managed superannuation fund annual return instructions 2020* on how to complete the calculation statement.

#Taxable income **A** \$ 35,987*(an amount must be included even if it is zero)*#Tax on taxable income **T1** \$ 5,398.05*(an amount must be included even if it is zero)*#Tax on no-TFN-quoted contributions **J** \$ 0.00*(an amount must be included even if it is zero)*Gross tax **B** \$ 5,398.05*(T1 plus J)*

Foreign income tax offset

C1 \$ 139.50

Rebates and tax offsets

C2 \$

Non-refundable non-carry forward tax offsets

C \$ 139.50*(C1 plus C2)*

SUBTOTAL 1

T2 \$ 5,258.55*(B less C – cannot be less than zero)*

Early stage venture capital limited partnership tax offset

D1 \$ 0.00

Early stage venture capital limited partnership tax offset carried forward from previous year

D2 \$ 0.00

Early stage investor tax offset

D3 \$ 0.00

Early stage investor tax offset carried forward from previous year

D4 \$ 0.00

Non-refundable carry forward tax offsets

D \$ 0.00*(D1 plus D2 plus D3 plus D4)*

SUBTOTAL 2

T3 \$ 5,258.55*(T2 less D – cannot be less than zero)*

Complying fund's franking credits tax offset

E1 \$ 3,053.81

No-TFN tax offset

E2 \$

National rental affordability scheme tax offset

E3 \$

Exploration credit tax offset

E4 \$ 0.00

Refundable tax offsets

E \$ 3,053.81*(E1 plus E2 plus E3 plus E4)*#TAX PAYABLE **T5** \$ 2,204.74*(T3 less E – cannot be less than zero)*

Section 102AAM interest charge

G \$

Tax File Number Provided

H1 \$	Credit for interest on early payments – amount of interest	<input style="width: 95%;" type="text"/>
H2 \$	Credit for tax withheld – foreign resident withholding (excluding capital gains)	<input style="width: 95%;" type="text"/>
H3 \$	Credit for tax withheld – where ABN or TFN not quoted (non-individual)	<input style="width: 95%;" type="text"/>
H5 \$	Credit for TFN amounts withheld from payments from closely held trusts	<input style="width: 95%;" type="text" value="0.00"/>
H6 \$	Credit for interest on no-TFN tax offset	<input style="width: 95%;" type="text"/>
H8 \$	Credit for foreign resident capital gains withholding amounts	<input style="width: 95%;" type="text" value="0.00"/>
Eligible credits		H \$ <input style="width: 95%;" type="text"/>
<small>(H1 plus H2 plus H3 plus H5 plus H6 plus H8)</small>		

#Tax offset refunds <small>(Remainder of refundable tax offsets)</small>	I \$	<input style="width: 95%;" type="text" value="0.00"/>
<small>(unused amount from label E – an amount must be included even if it is zero)</small>		

PAYG instalments raised

K \$

Supervisory levy

L \$

Supervisory levy adjustment for wound up funds

M \$

Supervisory levy adjustment for new funds

N \$

AMOUNT DUE OR REFUNDABLE <small>A positive amount at S is what you owe, while a negative amount is refundable to you.</small>	S \$	<input style="width: 95%;" type="text" value="2,463.74"/>
<small>(T5 plus G less H less I less K plus L less M plus N)</small>		

#This is a mandatory label.

Section E: Losses

14 Losses

! If total loss is greater than \$100,000, complete and attach a Losses schedule 2020.

Tax losses carried forward to later income years **U \$**

Net capital losses carried forward to later income years **V \$**

Tax File Number

Section F: **Member information**

MEMBER 1

Title: Mr Mrs Miss Ms Other

Family name

First given name Other given names

Member's TFN See the Privacy note in the Declaration. Date of birth Day / Month / Year

Contributions

I Refer to instructions for completing these labels.

Employer contributions
A \$
ABN of principal employer
A1
Personal contributions
B \$
CGT small business retirement exemption
C \$
CGT small business 15-year exemption amount
D \$
Personal injury election
E \$
Spouse and child contributions
F \$
Other third party contributions
G \$

Proceeds from primary residence disposal
H \$
Receipt date Day / Month / Year
H1
Assessable foreign superannuation fund amount
I \$
Non-assessable foreign superannuation fund amount
J \$
Transfer from reserve: assessable amount
K \$
Transfer from reserve: non-assessable amount
L \$
Contributions from non-complying funds and previously non-complying funds
T \$
Any other contributions (including Super Co-contributions and Low Income Super Amounts)
M \$

TOTAL CONTRIBUTIONS N \$
(Sum of labels **A** to **M**)

Other transactions

Accumulation phase account balance
S1 \$
Retirement phase account balance - Non CDBIS
S2 \$
Retirement phase account balance - CDBIS
S3 \$

Allocated earnings or losses **O** \$
Inward rollovers and transfers **P** \$
Outward rollovers and transfers **Q** \$
Lump Sum payments **R1** \$
Income stream payments **R2** \$

TRIS Count **CLOSING ACCOUNT BALANCE S** \$
(**S1** plus **S2** plus **S3**)

Accumulation phase value **X1** \$
Retirement phase value **X2** \$
Outstanding limited recourse borrowing arrangement amount **Y** \$

Tax File Number

MEMBER 2

Title: Mr Mrs Miss Ms Other

Family name

First given name Other given names

Member's TFN See the Privacy note in the Declaration. Date of birth Day / Month / Year

Contributions

OPENING ACCOUNT BALANCE \$

I Refer to instructions for completing these labels.

Employer contributions **A** \$

ABN of principal employer **A1**

Personal contributions **B** \$

CGT small business retirement exemption **C** \$

CGT small business 15-year exemption amount **D** \$

Personal injury election **E** \$

Spouse and child contributions **F** \$

Other third party contributions **G** \$

Proceeds from primary residence disposal **H** \$

Receipt date **H1** Day / Month / Year

Assessable foreign superannuation fund amount **I** \$

Non-assessable foreign superannuation fund amount **J**

Transfer from reserve: assessable amount **K** \$

Transfer from reserve: non-assessable amount **L** \$

Contributions from non-complying funds and previously non-complying funds **T** \$

Any other contributions (including Super Co-contributions and Low Income Super Amounts) **M** \$

TOTAL CONTRIBUTIONS N \$ (Sum of labels **A** to **M**)

Other transactions

Allocated earnings or losses **O** \$ Loss

Inward rollovers and transfers **P** \$

Outward rollovers and transfers **Q** \$

Lump Sum payments **R1** \$ Code

Income stream payments **R2** \$ Code

Accumulation phase account balance **S1** \$

Retirement phase account balance - Non CDBIS **S2** \$

Retirement phase account balance - CDBIS **S3** \$

TRIS Count

CLOSING ACCOUNT BALANCE S \$ (**S1** plus **S2** plus **S3**)

Accumulation phase value **X1** \$

Retirement phase value **X2** \$

Outstanding limited recourse borrowing arrangement amount **Y** \$

Tax File Number Provided

Section H: Assets and liabilities

15 ASSETS

15a Australian managed investments

Listed trusts **A** \$ 46,742

Unlisted trusts **B** \$

Insurance policy **C** \$

Other managed investments **D** \$

15b Australian direct investments

Cash and term deposits **E** \$ 6,249

Debt securities **F** \$

Loans **G** \$

Listed shares **H** \$ 293,886

Unlisted shares **I** \$

Limited recourse borrowing arrangements

Australian residential real property **J1** \$

Australian non-residential real property **J2** \$

Overseas real property **J3** \$

Australian shares **J4** \$

Overseas shares **J5** \$

Other **J6** \$

Property count **J7**

Limited recourse borrowing arrangements **J** \$

Non-residential real property **K** \$

Residential real property **L** \$

Collectables and personal use assets **M** \$

Other assets **O** \$ 712

15c Other investments

Crypto-Currency **N** \$

15d Overseas direct investments

Overseas shares **P** \$

Overseas non-residential real property **Q** \$

Overseas residential real property **R** \$

Overseas managed investments **S** \$

Other overseas assets **T** \$

TOTAL AUSTRALIAN AND OVERSEAS ASSETS U \$ 347,589

(Sum of labels **A** to **T**)

15e In-house assets

Did the fund have a loan to, lease to or investment in, related parties (known as in-house assets) at the end of the income year? **A** No Yes \$

Tax File Number

15f Limited recourse borrowing arrangements

If the fund had an LRBA were the LRBA borrowings from a licensed financial institution? **A** No Yes

Did the members or related parties of the fund use personal guarantees or other security for the LRBA? **B** No Yes

16 LIABILITIES

Borrowings for limited recourse borrowing arrangements	V1 \$ <input type="text"/>	Borrowings	V \$ <input type="text"/>
Permissible temporary borrowings	V2 \$ <input type="text"/>		
Other borrowings	V3 \$ <input type="text"/>		
Total member closing account balances (total of all CLOSING ACCOUNT BALANCES from Sections F and G)		W \$	<input type="text" value="341,962"/>
		Reserve accounts	X \$ <input type="text"/>
		Other liabilities	Y \$ <input type="text" value="5,627"/>
TOTAL LIABILITIES		Z \$	<input type="text" value="347,589"/>

Section I: Taxation of financial arrangements

17 Taxation of financial arrangements (TOFA)

Total TOFA gains **H** \$

Total TOFA losses **I** \$

Section J: Other information

Family trust election status

If the trust or fund has made, or is making, a family trust election, write the four-digit **income year specified** of the election (for example, for the 2019-20 income year, write **2020**). **A**

If revoking or varying a family trust election, print **R** for revoke or print **V** for variation, and complete and attach the *Family trust election, revocation or variation 2020*. **B**

Interposed entity election status

If the trust or fund has an existing election, write the earliest income year specified. If the trust or fund is making one or more elections this year, write the earliest income year being specified and complete an *Interposed entity election or revocation 2020* for each election. **C**

If revoking an interposed entity election, print **R**, and complete and attach the *Interposed entity election or revocation 2020*. **D**

Tax File Number **Section K: Declarations**

Penalties may be imposed for false or misleading information in addition to penalties relating to any tax shortfalls.

Important

Before making this declaration check to ensure that all income has been disclosed and the annual return, all attached schedules and any additional documents are true and correct in every detail. If you leave labels blank, you will have specified a zero amount or the label was not applicable to you. If you are in doubt about any aspect of the annual return, place all the facts before the ATO.

Privacy

The ATO is authorised by the **Taxation Administration Act 1953** to request the provision of tax file numbers (TFNs). We will use the TFN to identify the entity in our records. It is not an offence not to provide the TFN. However if you do not provide the TFN, the processing of this form may be delayed.

Taxation law authorises the ATO to collect information and disclose it to other government agencies. For information about your privacy go to ato.gov.au/privacy

TRUSTEE'S OR DIRECTOR'S DECLARATION:

I declare that, the current trustees and directors have authorised this annual return and it is documented as such in the SMSF's records. I have received a copy of the audit report and are aware of any matters raised therein. The information on this annual return, including any attached schedules and additional documentation is true and correct.

Authorised trustee's, director's or public officer's signature

Date / /

Preferred trustee or director contact details:

Title: Mr Mrs Miss Ms Other

Family name

First given name

Other given names

Phone number

Email address

Non-individual trustee name (if applicable)

ABN of non-individual trustee

Time taken to prepare and complete this annual return Hrs

! The Commissioner of Taxation, as Registrar of the Australian Business Register, may use the ABN and business details which you provide on this annual return to maintain the integrity of the register. For further information, refer to the instructions.

TAX AGENT'S DECLARATION:

I declare that the Self-managed superannuation fund annual return 2020 has been prepared in accordance with information provided by the trustees, that the trustees have given me a declaration stating that the information provided to me is true and correct, and that the trustees have authorised me to lodge this annual return.

Tax agent's signature

Date / /

Tax agent's contact details

Title: Mr Mrs Miss Ms Other

Family name

First given name

Other given names

Tax agent's practice

Tax agent's phone number

Reference number

Tax agent number

Capital gains tax (CGT) schedule

2020

When completing this form

- Print clearly, using a black or dark blue pen only.
- Use BLOCK LETTERS and print one character in each box.

S	M	I	T	H		S	T												
---	---	---	---	---	--	---	---	--	--	--	--	--	--	--	--	--	--	--	--

- Do not use correction fluid or covering stickers.
- Sign next to any corrections with your **full signature** (not initials).

- Use in conjunction with company, trust, fund income tax return or the self-managed superannuation fund annual return.
- Refer to the *Guide to capital gains tax 2020* available on our website at ato.gov.au for instructions on how to complete this schedule.

Tax file number (TFN)

- I** We are authorised by law to request your TFN. You do not have to quote your TFN. However, if you don't it could increase the chance of delay or error in processing your form.

Australian business number (ABN)

Taxpayer's name

1 Current year capital gains and capital losses

	Capital gain	Capital loss
Shares in companies listed on an Australian securities exchange	A \$ <input type="text" value="3,678"/>	K \$ <input type="text" value="7,250"/>
Other shares	B \$ <input type="text"/>	L \$ <input type="text"/>
Units in unit trusts listed on an Australian securities exchange	C \$ <input type="text"/>	M \$ <input type="text"/>
Other units	D \$ <input type="text"/>	N \$ <input type="text"/>
Real estate situated in Australia	E \$ <input type="text"/>	O \$ <input type="text"/>
Other real estate	F \$ <input type="text"/>	P \$ <input type="text"/>
Amount of capital gains from a trust (including a managed fund)	G \$ <input type="text"/>	
Collectables	H \$ <input type="text"/>	Q \$ <input type="text"/>
Other CGT assets and any other CGT events	I \$ <input type="text"/>	R \$ <input type="text"/>
Amount of capital gain previously deferred under transitional CGT relief for superannuation funds	S \$ <input type="text" value="0"/>	
Total current year capital gains	J \$ <input type="text" value="3,678"/>	

Add the amounts at labels **K** to **R** and write the total in item 2 label **A** – **Total current year capital losses**.

Tax File Number **2 Capital losses**Total current year capital losses **A** \$ Total current year capital losses applied **B** \$ Total prior year net capital losses applied **C** \$ Total capital losses transferred in applied
(only for transfers involving a foreign bank branch or
permanent establishment of a foreign financial entity) **D** \$ Total capital losses applied **E** \$ Add amounts at **B**, **C** and **D**.**3 Unapplied net capital losses carried forward**Net capital losses from collectables carried forward to later income years **A** \$ Other net capital losses carried forward to later income years **B** \$ Add amounts at **A** and **B** and transfer the total
to label **V** – **Net capital losses carried forward
to later income years** on your tax return.**4 CGT discount**Total CGT discount applied **A** \$ **5 CGT concessions for small business**Small business active asset reduction **A** \$ Small business retirement exemption **B** \$ Small business rollover **C** \$ Total small business concessions applied **D** \$ **6 Net capital gain**Net capital gain **A** \$ **1J** less **2E** less **4A** less **5D** (cannot be less than
zero). Transfer the amount at **A** to label **A** – **Net
capital gain** on your tax return.

Tax File Number

Provided

7 Earnout arrangements

Are you a party to an earnout arrangement? **A** Yes, as a buyer Yes, as a seller No
 (Print in the appropriate box.)

! If you are a party to more than one earnout arrangement, copy and attach a separate sheet to this schedule providing the details requested here for each additional earnout arrangement.

How many years does the earnout arrangement run for? **B**

What year of that arrangement are you in? **C**

If you are the seller, what is the total estimated capital proceeds from the earnout arrangement? **D** \$

Amount of any capital gain or loss you made under your non-qualifying arrangement in the income year. **E** \$ / ^{LOSS}

! Request for amendment

If you received or provided a financial benefit under a look-through earnout right created in an earlier income year and you wish to seek an amendment to that earlier income year, complete the following:

Income year earnout right created **F**

Amended net capital gain or capital losses carried forward **G** \$ / ^{LOSS}

8 Other CGT information required (if applicable)

Small business 15 year exemption – exempt capital gains **A** \$ / ^{CODE}

Capital gains disregarded by a foreign resident **B** \$

Capital gains disregarded as a result of a scrip for scrip rollover **C** \$

Capital gains disregarded as a result of an inter-company asset rollover **D** \$

Capital gains disregarded by a demerging entity **E** \$

Tax File Number **Taxpayer's declaration**

! If the schedule is not lodged with the income tax return you are required to sign and date the schedule.

Important

Before making this declaration check to ensure that all the information required has been provided on this form and any attachments to this form, and that the information provided is true and correct in every detail. If you are in doubt about any aspect of the tax return, place all the facts before the ATO. The income tax law imposes heavy penalties for false or misleading statements.

Privacy

Taxation law authorises the ATO to collect information and disclose it to other government agencies. This includes personal information of the person authorised to sign the declaration. For information about your privacy go to ato.gov.au/privacy

I declare that the information on this form is true and correct.

Signature

Date

Day	Month	Year
<input type="text"/>	<input type="text"/>	<input type="text"/>

Contact name

Daytime contact number (include area code)

Losses schedule

2020

Companies and trusts that do not join consolidated groups should complete and attach this schedule to their 2020 tax return. Superannuation funds should complete and attach this schedule to their 2020 tax return.

Print neatly in BLOCK LETTERS with a black or blue ballpoint pen only. Print one letter or number in each box. Do not use correction fluid or tape.

Place in all applicable boxes.

Refer to *Losses schedule instructions 2020*, available on our website ato.gov.au for instructions on how to complete this schedule.

Tax file number (TFN)

Provided

Name of entity

Willmott Superannuation Fund

Australian business number

93988275578

Part A – Losses carried forward to the 2020–21 income year – excludes film losses

1 Tax losses carried forward to later income years

Year of loss	
2019–20	B <input type="text"/>
2018–19	C <input type="text"/>
2017–18	D <input type="text"/>
2016–17	E <input type="text"/>
2015–16	F <input type="text"/>
2014–15 and earlier income years	G <input type="text"/>
Total	U <input type="text"/>

Transfer the amount at **U** to the **Tax losses carried forward to later income years** label on your tax return.

2 Net capital losses carried forward to later income years

Year of loss	
2019–20	H <input type="text" value="3,572"/>
2018–19	I <input type="text"/>
2017–18	J <input type="text"/>
2016–17	K <input type="text"/>
2015–16	L <input type="text"/>
2014–15 and earlier income years	M <input type="text"/>
Total	V <input type="text" value="3,572"/>

Transfer the amount at **V** to the **Net capital losses carried forward to later income years** label on your tax return.

Tax File Number **Part B – Ownership and business continuity test** – company and listed widely held trust only

Complete item 3 of **Part B** if a loss is being carried forward to later income years and the business continuity test has to be satisfied in relation to that loss.

Do not complete items 1 or 2 of **Part B** if, in the 2019–20 income year, no loss has been claimed as a deduction, applied against a net capital gain or, in the case of companies, losses have not been transferred in or out.

1 Whether continuity of majority ownership test passed

Note: If the entity has deducted, applied, transferred in or transferred out (as applicable) in the 2019–20 income year a loss incurred in any of the listed years, print **X** in the **Yes** or **No** box to indicate whether the entity has satisfied the continuity of majority ownership test in respect of that loss.

Year of loss		Yes	No
2019–20	A	<input type="checkbox"/>	<input type="checkbox"/>
2018–19	B	<input type="checkbox"/>	<input type="checkbox"/>
2017–18	C	<input type="checkbox"/>	<input type="checkbox"/>
2016–17	D	<input type="checkbox"/>	<input type="checkbox"/>
2015–16	E	<input type="checkbox"/>	<input type="checkbox"/>
2014–15 and earlier income years	F	<input type="checkbox"/>	<input type="checkbox"/>

2 Amount of losses deducted/applied for which the continuity of majority ownership test is not passed but the business continuity test is satisfied – excludes film lossesTax losses **G** Net capital losses **H** **3 Losses carried forward for which the business continuity test must be satisfied before they can be deducted/applied in later years** – excludes film lossesTax losses **I** Net capital losses **J** **4 Do current year loss provisions apply?**

Is the company required to calculate its taxable income or tax loss for the year under Subdivision 165-B or its net capital gain or net capital loss for the year under Subdivision 165-CB of the *Income Tax Assessment Act 1997* (ITAA 1997)?

K Yes No **Part C – Unrealised losses** – company only

Note: These questions relate to the operation of Subdivision 165-CC of ITAA 1997.

Has a changeover time occurred in relation to the company after 1.00pm by legal time in the Australian Capital Territory on 11 November 1999?

L Yes No

If you printed **X** in the **No** box at **L**, do not complete **M**, **N** or **O**.

At the changeover time did the company satisfy the maximum net asset value test under section 152-15 of ITAA 1997?

M Yes No

If you printed **X** in the **No** box at **M**, has the company determined it had an unrealised net loss at the changeover time?

N Yes No

If you printed **X** in the **Yes** box at **N**, what was the amount of unrealised net loss calculated under section 165-115E of ITAA 1997?

O

Tax File Number **Part D – Life insurance companies**Complying superannuation class tax losses carried forward to later income years **P**Complying superannuation net capital losses carried forward to later income years **Q****Part E – Controlled foreign company losses**Current year CFC losses **M**CFC losses deducted **N**CFC losses carried forward **O****Part F – Tax losses reconciliation statement**Balance of tax losses brought forward from the prior income year **A****ADD** Uplift of tax losses of designated infrastructure project entities **B****SUBTRACT** Net forgiven amount of debt **C****ADD** Tax loss incurred (if any) during current year **D****ADD** Tax loss amount from conversion of excess franking offsets **E****SUBTRACT** Net exempt income **F****SUBTRACT** Tax losses forgone **G****SUBTRACT** Tax losses deducted **H****SUBTRACT** Tax losses transferred out under Subdivision 170-A
(only for transfers involving a foreign bank branch or a PE of a foreign financial entity) **I**Total tax losses carried forward to later income years **J**Transfer the amount at **J** to the **Tax losses carried forward to later income years** label on your tax return.

Tax File Number

If the schedule is not lodged with the income tax return you are required to sign and date the schedule.

Important

Before making this declaration check to ensure that all the information required has been provided on this form and any attachments to this form, and that the information provided is true and correct in every detail. If you are in doubt about any aspect of the tax return, place all the facts before the ATO. The income tax law imposes heavy penalties for false or misleading statements.

Privacy

Taxation law authorises the ATO to collect information and disclose it to other government agencies. This includes personal information of the person authorised to sign the declaration. For information about your privacy go to ato.gov.au/privacy

Taxpayer's declaration

I declare that the information on this form is true and correct.

Signature

Date / /

Contact person

Daytime contact number (include area code)

Willmott Superannuation Fund

General Ledger

As at 30 June 2020

Transaction Date	Description	Units	Debit	Credit	Balance \$
Distributions Received (23800)					
<u>APA Group (APA.AX1)</u>					
11/09/2019	APA distribution			979.88	979.88 CR
11/03/2020	APA dist [System Matched Income Data]			974.28	1,954.16 CR
30/06/2020	APA distribution receivable - paid Sept 2020			87.91	2,042.07 CR
				2,042.07	2,042.07 CR
<u>Transurban Group (TCL.AX)</u>					
14/02/2020	Transurban December distribution			1,005.33	1,005.33 CR
30/06/2020	Transurban distribution receivable - paid 14 August 2020			529.28	1,534.61 CR
				1,534.61	1,534.61 CR
Dividends Received (23900)					
<u>Beach Energy Limited (BPT.AX)</u>					
30/09/2019	Beach div			100.00	100.00 CR
31/03/2020	Beach Energy div			100.00	200.00 CR
				200.00	200.00 CR
<u>James Hardie Industries Plc (JHX.AX)</u>					
02/07/2019	James Hardie div			633.78	633.78 CR
20/12/2019	James Hardie div			249.61	883.39 CR
				883.39	883.39 CR
<u>Medibank Private Limited (MPL.AX)</u>					
26/09/2019	Medibank div			396.00	396.00 CR
				396.00	396.00 CR
<u>Macquarie Group Limited (MQG.AX)</u>					
03/07/2019	Macquarie dividend reinvested			752.40	752.40 CR
18/12/2019	Macquarire div reinvested			537.50	1,289.90 CR
				1,289.90	1,289.90 CR
<u>National Australia Bank Limited (NAB.AX)</u>					
03/07/2019	NAB div reinvested			851.58	851.58 CR
12/12/2019	NAB div reinvested			878.97	1,730.55 CR
				1,730.55	1,730.55 CR
<u>Resmed Inc (RMD.AX)</u>					
19/09/2019	Redmed div			80.60	80.60 CR
12/12/2019	Resmed div			79.15	159.75 CR
19/03/2020	Resmed div			81.25	241.00 CR
18/06/2020	Resmed div			84.51	325.51 CR
				325.51	325.51 CR
<u>Telstra Corporation Limited. (TLS.AX)</u>					
26/09/2019	Telstra div reinvested			875.68	875.68 CR
27/03/2020	Telstra March div reinvested			1,039.28	1,914.96 CR
				1,914.96	1,914.96 CR
<u>Woodside Petroleum Ltd (WPL.AX)</u>					
20/09/2019	Woodside div			440.28	440.28 CR
20/03/2020	Woodside div			1,103.16	1,543.44 CR

Willmott Superannuation Fund

General Ledger

As at 30 June 2020

Transaction Date	Description	Units	Debit	Credit	Balance \$
				1,543.44	1,543.44 CR
Contributions (24200)					
<i>(Contributions) Willmott, Antony Paul - Accumulation (WILANT00002A)</i>					
08/08/2019	Tony employer super			2,083.33	2,083.33 CR
27/08/2019	Tony employer super			2,083.33	4,166.66 CR
26/09/2019	Tony employer super			2,083.33	6,249.99 CR
23/10/2019	Tony employer super			2,083.33	8,333.32 CR
28/11/2019	Tony employer super			2,083.33	10,416.65 CR
24/12/2019	Tony employer super			2,083.33	12,499.98 CR
24/01/2020	Tony employer super			2,083.33	14,583.31 CR
03/03/2020	Tony employer super			2,083.33	16,666.64 CR
26/03/2020	Tony employer super			2,083.33	18,749.97 CR
27/04/2020	Tony employer super			2,083.33	20,833.30 CR
29/05/2020	Tony employer super			2,083.33	22,916.63 CR
22/06/2020	Tony employer super			2,083.33	24,999.96 CR
				24,999.96	24,999.96 CR
Changes in Market Values of Investments (24700)					
<i>Changes in Market Values of Investments (24700)</i>					
17/01/2020	Sell Medibank (MPL.AX)			3,678.07	3,678.07 CR
17/01/2020	Unrealised Gain writeback as at 17/01/2020 (MPL.AX)		4,558.74		880.67 DR
31/03/2020	Revaluation - 30/03/2020 @ \$0.045000 (System Price) - 6,555.000000 Units on hand (WLD.AX)			137.66	743.01 DR
31/03/2020	Revaluation - 30/03/2020 @ \$12.150000 (System Price) - 3,180.000000 Units on hand (TCL.AX)		8,236.20		8,979.21 DR
31/03/2020	Revaluation - 30/03/2020 @ \$85.650000 (System Price) - 209.000000 Units on hand (MQG.AX)		8,305.66		17,284.87 DR
31/03/2020	Revaluation - 30/03/2020 @ \$1.155000 (System Price) - 10,000.000000 Units on hand (BPT.AX)		8,300.00		25,584.87 DR
31/03/2020	Revaluation - 30/03/2020 @ \$3.250000 (System Price) - 10,946.000000 Units on hand (TLS.AX)		6,567.60		32,152.47 DR
31/03/2020	Revaluation - 30/03/2020 @ \$2.820000 (System Price) - 4,000.000000 Units on hand (MPL.AX)		2,680.00		34,832.47 DR
31/03/2020	Revaluation - 30/03/2020 @ \$24.120000 (System Price) - 2,000.000000 Units on hand (RMD.AX)			13,900.00	20,932.47 DR
31/03/2020	Revaluation - 30/03/2020 @ \$10.410000 (System Price) - 4,236.000000 Units on hand (APA.AX)		1,652.04		22,584.51 DR
31/03/2020	Revaluation - 30/03/2020 @ \$18.740000 (System Price) - 1,700.000000 Units on hand (JHX.AX)			68.00	22,516.51 DR
31/03/2020	Revaluation - 30/03/2020 @		10,680.66		33,197.17 DR

Willmott Superannuation Fund

General Ledger

As at 30 June 2020

Transaction Date	Description	Units	Debit	Credit	Balance \$
	\$16.310000 (System Price) - 1,026.000000 Units on hand (NAB.AX)				
31/03/2020	Revaluation - 30/03/2020 @ \$17.970000 (System Price) - 827.000000 Units on hand (WPL.AX)		15,208.53		48,405.70 DR
22/04/2020	Sell Wellard, buy Sonic (WLD.AX)		7,250.33		55,656.03 DR
22/04/2020	Unrealised Gain writeback as at 22/04/2020 (WLD.AX)			7,200.71	48,455.32 DR
30/06/2020	Revaluation - 30/06/2020 @ \$14.130000 (System Price) - 3,308.000000 Units on hand (TCL.AX)			6,143.11	42,312.21 DR
30/06/2020	Revaluation - 30/06/2020 @ \$118.600000 (System Price) - 219.000000 Units on hand (MQG.AX)			6,801.97	35,510.24 DR
30/06/2020	Revaluation - 30/06/2020 @ \$1.520000 (System Price) - 10,000.000000 Units on hand (BPT.AX)			3,650.00	31,860.24 DR
30/06/2020	Revaluation - 30/06/2020 @ \$3.130000 (System Price) - 13,287.000000 Units on hand (TLS.AX)		2,912.22		34,772.46 DR
30/06/2020	Revaluation - 30/06/2020 @ \$0.000000 - 0.000000 Units on hand (MPL.AX)			2,680.00	32,092.46 DR
30/06/2020	Revaluation - 30/06/2020 @ \$27.540000 (System Price) - 2,000.000000 Units on hand (RMD.AX)			6,840.00	25,252.46 DR
30/06/2020	Revaluation - 30/06/2020 @ \$11.130000 (System Price) - 4,236.000000 Units on hand (APA.AX)			3,049.92	22,202.54 DR
30/06/2020	Revaluation - 30/06/2020 @ \$27.520000 (System Price) - 1,700.000000 Units on hand (JHX.AX)			14,926.00	7,276.54 DR
30/06/2020	Revaluation - 30/06/2020 @ \$18.220000 (System Price) - 1,373.000000 Units on hand (NAB.AX)		645.70		7,922.24 DR
30/06/2020	Revaluation - 30/06/2020 @ \$21.650000 (System Price) - 1,327.000000 Units on hand (WPL.AX)		3,916.60		11,838.84 DR
30/06/2020	Revaluation - 30/06/2020 @ \$30.430000 (System Price) - 275.000000 Units on hand (SHL.AX)			1,394.55	10,444.29 DR
			80,914.28	70,469.99	10,444.29 DR
Transfers In (28500)					
<u>(Transfers In) Willmott, Kim Anne - Accumulation (WILKIM00002A)</u>					
01/07/2019	Tony's 2019 concessional contribution split to KIm			21,250.00	21,250.00 CR
				21,250.00	21,250.00 CR
Accountancy Fees (30100)					
<u>Accountancy Fees (30100)</u>					
18/04/2020	Accountants fee		1,540.00		1,540.00 DR
			1,540.00		1,540.00 DR
ATO Supervisory Levy (30400)					

Willmott Superannuation Fund

General Ledger

As at 30 June 2020

Transaction Date	Description	Units	Debit	Credit	Balance \$
ATO Supervisory Levy (30400)					
30/06/2020	2019 tax return effective date 18 May 2020, paid 11 August 2020		259.00		259.00 DR
			259.00		259.00 DR
Auditor's Remuneration (30700)					
<u>Auditor's Remuneration (30700)</u>					
18/04/2020	Audit fee		385.00		385.00 DR
			385.00		385.00 DR
Donations (33455)					
<u>Donations (33455)</u>					
26/09/2019	Telstra div reinvested		0.07		0.07 DR
27/03/2020	Telstra March div reinvested		2.81		2.88 DR
			2.88		2.88 DR
Insurance (38000)					
<u>Insurance (38000)</u>					
31/05/2020	Audit Shield		320.00		320.00 DR
			320.00		320.00 DR
Benefits Paid/Transfers Out (46000)					
<u>(Benefits Paid/Transfers Out) Willmott, Antony Paul - Accumulation (WILANT00002A)</u>					
01/07/2019	Tony's 2019 concessional contribution split to Kim		21,250.00		21,250.00 DR
01/07/2019	System Member Journals			21,250.00	0.00 DR
			21,250.00	21,250.00	0.00 DR
Income Tax Expense (48500)					
<u>Income Tax Expense (48500)</u>					
30/06/2020	Create Entries - Franking Credits Adjustment - 30/06/2020			3,053.81	3,053.81 CR
30/06/2020	Create Entries - Foreign Credits Adjustment - 30/06/2020			139.50	3,193.31 CR
30/06/2020	Create Entries - Income Tax Expense - 30/06/2020		5,398.05		2,204.74 DR
			5,398.05	3,193.31	2,204.74 DR
Profit/Loss Allocation Account (49000)					
<u>Profit/Loss Allocation Account (49000)</u>					
01/07/2019	System Member Journals		21,250.00		21,250.00 DR
08/08/2019	System Member Journals		1,770.83		23,020.83 DR
27/08/2019	System Member Journals		1,770.83		24,791.66 DR
26/09/2019	System Member Journals		1,770.83		26,562.49 DR
23/10/2019	System Member Journals		1,770.83		28,333.32 DR
28/11/2019	System Member Journals		1,770.83		30,104.15 DR
24/12/2019	System Member Journals		1,770.83		31,874.98 DR
24/01/2020	System Member Journals		1,770.83		33,645.81 DR
03/03/2020	System Member Journals		1,770.83		35,416.64 DR
26/03/2020	System Member Journals		1,770.83		37,187.47 DR
27/04/2020	System Member Journals		1,770.83		38,958.30 DR
29/05/2020	System Member Journals		1,770.83		40,729.13 DR
22/06/2020	System Member Journals		1,770.83		42,499.96 DR

Willmott Superannuation Fund

General Ledger

As at 30 June 2020

Transaction Date	Description	Units	Debit	Credit	Balance \$
30/06/2020	Create Entries - Profit/Loss Allocation - 30/06/2020		81.58		42,581.54 DR
30/06/2020	Create Entries - Profit/Loss Allocation - 30/06/2020		2,020.99		44,602.53 DR
30/06/2020	Create Entries - Income Tax Expense Allocation - 30/06/2020			63.94	44,538.59 DR
30/06/2020	Create Entries - Income Tax Expense Allocation - 30/06/2020			1,584.11	42,954.48 DR
			44,602.53	1,648.05	42,954.48 DR
Opening Balance (50010)					
<u>(Opening Balance) Willmott, Antony Paul - Accumulation (WILANT00002A)</u>					
01/07/2019	Opening Balance				78.19 CR
01/07/2019	Close Period Journal			24,026.81	24,105.00 CR
				24,026.81	24,105.00 CR
<u>(Opening Balance) Willmott, Kim Anne - Accumulation (WILKIM00002A)</u>					
01/07/2019	Opening Balance				231,216.94 CR
01/07/2019	Close Period Journal			64,936.67	296,153.61 CR
				64,936.67	296,153.61 CR
Contributions (52420)					
<u>(Contributions) Willmott, Antony Paul - Accumulation (WILANT00002A)</u>					
01/07/2019	Opening Balance				25,000.00 CR
01/07/2019	Close Period Journal		25,000.00		0.00 DR
08/08/2019	System Member Journals			2,083.33	2,083.33 CR
27/08/2019	System Member Journals			2,083.33	4,166.66 CR
26/09/2019	System Member Journals			2,083.33	6,249.99 CR
23/10/2019	System Member Journals			2,083.33	8,333.32 CR
28/11/2019	System Member Journals			2,083.33	10,416.65 CR
24/12/2019	System Member Journals			2,083.33	12,499.98 CR
24/01/2020	System Member Journals			2,083.33	14,583.31 CR
03/03/2020	System Member Journals			2,083.33	16,666.64 CR
26/03/2020	System Member Journals			2,083.33	18,749.97 CR
27/04/2020	System Member Journals			2,083.33	20,833.30 CR
29/05/2020	System Member Journals			2,083.33	22,916.63 CR
22/06/2020	System Member Journals			2,083.33	24,999.96 CR
			25,000.00	24,999.96	24,999.96 CR
<u>(Contributions) Willmott, Kim Anne - Accumulation (WILKIM00002A)</u>					
01/07/2019	Opening Balance				7,211.00 CR
01/07/2019	Close Period Journal		7,211.00		0.00 DR
			7,211.00		0.00 DR
Transfers In (52850)					
<u>(Transfers In) Willmott, Kim Anne - Accumulation (WILKIM00002A)</u>					
01/07/2019	System Member Journals			21,250.00	21,250.00 CR
				21,250.00	21,250.00 CR
Share of Profit/(Loss) (53100)					
<u>(Share of Profit/(Loss)) Willmott, Antony Paul - Accumulation (WILANT00002A)</u>					
01/07/2019	Opening Balance				2,852.73 CR
01/07/2019	Close Period Journal		2,852.73		0.00 DR

Willmott Superannuation Fund

General Ledger

As at 30 June 2020

Transaction Date	Description	Units	Debit	Credit	Balance \$
30/06/2020	Create Entries - Profit/Loss Allocation - 30/06/2020			81.58	81.58 CR
			2,852.73	81.58	81.58 CR
<u>(Share of Profit/(Loss)) Willmott, Kim Anne - Accumulation (WILKIM00002A)</u>					
01/07/2019	Opening Balance				60,260.95 CR
01/07/2019	Close Period Journal		60,260.95		0.00 DR
30/06/2020	Create Entries - Profit/Loss Allocation - 30/06/2020			2,020.99	2,020.99 CR
			60,260.95	2,020.99	2,020.99 CR
Income Tax (53330)					
<u>(Income Tax) Willmott, Antony Paul - Accumulation (WILANT00002A)</u>					
01/07/2019	Opening Balance				75.92 DR
01/07/2019	Close Period Journal			75.92	0.00 DR
30/06/2020	Create Entries - Income Tax Expense Allocation - 30/06/2020		63.94		63.94 DR
			63.94	75.92	63.94 DR
<u>(Income Tax) Willmott, Kim Anne - Accumulation (WILKIM00002A)</u>					
01/07/2019	Opening Balance				1,603.63 DR
01/07/2019	Close Period Journal			1,603.63	0.00 DR
01/07/2019	System Member Journals				0.00 DR
30/06/2020	Create Entries - Income Tax Expense Allocation - 30/06/2020		1,584.11		1,584.11 DR
			1,584.11	1,603.63	1,584.11 DR
Contributions Tax (53800)					
<u>(Contributions Tax) Willmott, Antony Paul - Accumulation (WILANT00002A)</u>					
01/07/2019	Opening Balance				3,750.00 DR
01/07/2019	Close Period Journal			3,750.00	0.00 DR
08/08/2019	System Member Journals		312.50		312.50 DR
27/08/2019	System Member Journals		312.50		625.00 DR
26/09/2019	System Member Journals		312.50		937.50 DR
23/10/2019	System Member Journals		312.50		1,250.00 DR
28/11/2019	System Member Journals		312.50		1,562.50 DR
24/12/2019	System Member Journals		312.50		1,875.00 DR
24/01/2020	System Member Journals		312.50		2,187.50 DR
03/03/2020	System Member Journals		312.50		2,500.00 DR
26/03/2020	System Member Journals		312.50		2,812.50 DR
27/04/2020	System Member Journals		312.50		3,125.00 DR
29/05/2020	System Member Journals		312.50		3,437.50 DR
22/06/2020	System Member Journals		312.50		3,750.00 DR
			3,750.00	3,750.00	3,750.00 DR
<u>(Contributions Tax) Willmott, Kim Anne - Accumulation (WILKIM00002A)</u>					
01/07/2019	Opening Balance				931.65 DR
01/07/2019	Close Period Journal			931.65	0.00 DR
				931.65	0.00 DR
Benefits Paid/Transfers Out (54500)					
<u>(Benefits Paid/Transfers Out) Willmott, Antony Paul - Accumulation (WILANT00002A)</u>					
01/07/2019	System Member Journals		21,250.00		21,250.00 DR
			21,250.00		21,250.00 DR

Willmott Superannuation Fund

General Ledger

As at 30 June 2020

Transaction Date	Description	Units	Debit	Credit	Balance \$
Bank Accounts (60400)					
<u>Cash at Bank - Acc:10364102 (CBA103641021)</u>					
01/07/2019	Opening Balance				3,734.35 DR
02/07/2019	James Hardie div		633.78		4,368.13 DR
08/08/2019	Tony employer super		2,083.33		6,451.46 DR
27/08/2019	Tony employer super		2,083.33		8,534.79 DR
11/09/2019	APA distribution		1,080.18		9,614.97 DR
19/09/2019	Redmed div		80.60		9,695.57 DR
20/09/2019	Woodside div		440.28		10,135.85 DR
26/09/2019	Tony employer super		2,083.33		12,219.18 DR
26/09/2019	Medibank div		396.00		12,615.18 DR
30/09/2019	Beach div		100.00		12,715.18 DR
23/10/2019	Tony employer super		2,083.33		14,798.51 DR
28/11/2019	Tony employer super		2,083.33		16,881.84 DR
12/12/2019	Resmed div		79.15		16,960.99 DR
20/12/2019	James Hardie div		249.61		17,210.60 DR
24/12/2019	Tony employer super		2,083.33		19,293.93 DR
15/01/2020	Buy Woodside			17,784.96	1,508.97 DR
17/01/2020	Sell Medibank		13,079.33		14,588.30 DR
22/01/2020	Buy NAB and Telstra			14,209.10	379.20 DR
24/01/2020	Tony employer super		2,083.33		2,462.53 DR
03/03/2020	Tony employer super		2,083.33		4,545.86 DR
11/03/2020	APA dist [System Matched Income Data]		974.28		5,520.14 DR
19/03/2020	Resmed div		81.25		5,601.39 DR
20/03/2020	Woodside div		1,103.16		6,704.55 DR
26/03/2020	Tony employer super		2,083.33		8,787.88 DR
31/03/2020	Beach Energy div		100.00		8,887.88 DR
18/04/2020	Accountants fee			1,540.00	7,347.88 DR
18/04/2020	Audit fee			385.00	6,962.88 DR
22/04/2020	Sell Wellard, buy Sonic			6,728.34	234.54 DR
27/04/2020	Tony employer super		2,083.33		2,317.87 DR
29/05/2020	Tony employer super		2,083.33		4,401.20 DR
31/05/2020	Audit Shield			320.00	4,081.20 DR
18/06/2020	Resmed div		84.51		4,165.71 DR
22/06/2020	Tony employer super		2,083.33		6,249.04 DR
			43,482.09	40,967.40	6,249.04 DR
Distributions Receivable (61800)					
<u>APA Group (APA.AX1)</u>					
01/07/2019	Opening Balance				100.30 DR
11/09/2019	APA distribution			100.30	0.00 DR
30/06/2020	APA distribution receivable - paid Sept 2020		87.91		87.91 DR
			87.91	100.30	87.91 DR
<u>Transurban Group (TCL.AX)</u>					
01/07/2019	Opening Balance				954.00 DR
09/08/2019	Transurban distribution reinvested			954.00	0.00 DR

Willmott Superannuation Fund

General Ledger

As at 30 June 2020

Transaction Date	Description	Units	Debit	Credit	Balance \$
30/06/2020	Transurban distribution receivable - paid 14 August 2020		529.28		529.28 DR
			529.28	954.00	529.28 DR
Reinvestment Residual Account (62550)					
<u>Macquarie Group Limited (MQG.AX)</u>					
01/07/2019	Opening Balance				48.56 DR
03/07/2019	Macquarie dividend reinvested		23.70		72.26 DR
18/12/2019	Macquarie div reinvested			4.38	67.88 DR
			23.70	4.38	67.88 DR
<u>National Australia Bank Limited (NAB.AX)</u>					
01/07/2019	Opening Balance				22.53 DR
03/07/2019	NAB div reinvested			4.11	18.42 DR
12/12/2019	NAB div reinvested		2.11		20.53 DR
			2.11	4.11	20.53 DR
<u>Transurban Group (TCL.AX)</u>					
01/07/2019	Opening Balance				9.77 DR
09/08/2019	Transurban distribution reinvested			0.76	9.01 DR
14/02/2020	Transurban December distribution			1.84	7.17 DR
				2.60	7.17 DR
Shares in Listed Companies (Australian) (77600)					
<u>APA Group (APA.AX1)</u>					
01/07/2019	Opening Balance	4,236.00			45,748.80 DR
31/03/2020	Revaluation - 30/03/2020 @ \$10.410000 (System Price) - 4,236.000000 Units on hand			1,652.04	44,096.76 DR
30/06/2020	Revaluation - 30/06/2020 @ \$11.130000 (System Price) - 4,236.000000 Units on hand		3,049.92		47,146.68 DR
		4,236.00	3,049.92	1,652.04	47,146.68 DR
<u>Beach Energy Limited (BPT.AX)</u>					
01/07/2019	Opening Balance	10,000.00			19,850.00 DR
31/03/2020	Revaluation - 30/03/2020 @ \$1.155000 (System Price) - 10,000.000000 Units on hand			8,300.00	11,550.00 DR
30/06/2020	Revaluation - 30/06/2020 @ \$1.520000 (System Price) - 10,000.000000 Units on hand		3,650.00		15,200.00 DR
		10,000.00	3,650.00	8,300.00	15,200.00 DR
<u>James Hardie Industries Plc (JHX.AX)</u>					
01/07/2019	Opening Balance	1,700.00			31,790.00 DR
31/03/2020	Revaluation - 30/03/2020 @ \$18.740000 (System Price) - 1,700.000000 Units on hand		68.00		31,858.00 DR
30/06/2020	Revaluation - 30/06/2020 @ \$27.520000 (System Price) - 1,700.000000 Units on hand		14,926.00		46,784.00 DR
		1,700.00	14,994.00		46,784.00 DR
<u>Medibank Private Limited (MPL.AX)</u>					
01/07/2019	Opening Balance	4,000.00			13,960.00 DR
17/01/2020	Sell Medibank	(4,000.00)		9,401.26	4,558.74 DR
17/01/2020	Unrealised Gain writeback as at 17/01/2020			4,558.74	0.00 DR

Willmott Superannuation Fund

General Ledger

As at 30 June 2020

Transaction Date	Description	Units	Debit	Credit	Balance \$
31/03/2020	Revaluation - 30/03/2020 @ \$2.820000 (System Price) - 4,000.000000 Units on hand			2,680.00	2,680.00 CR
30/06/2020	Revaluation - 30/06/2020 @ \$0.000000 - 0.000000 Units on hand		2,680.00		0.00 DR
		0.00	2,680.00	16,640.00	0.00 DR
<u>Macquarie Group Limited (MQG.AX)</u>					
01/07/2019	Opening Balance	209.00			26,206.51 DR
03/07/2019	Macquarie dividend reinvested	6.00	728.70		26,935.21 DR
18/12/2019	Macquarie div reinvested	4.00	541.88		27,477.09 DR
31/03/2020	Revaluation - 30/03/2020 @ \$85.650000 (System Price) - 209.000000 Units on hand			8,305.66	19,171.43 DR
30/06/2020	Revaluation - 30/06/2020 @ \$118.600000 (System Price) - 219.000000 Units on hand		6,801.97		25,973.40 DR
		219.00	8,072.55	8,305.66	25,973.40 DR
<u>National Australia Bank Limited (NAB.AX)</u>					
01/07/2019	Opening Balance	1,026.00			27,414.72 DR
03/07/2019	NAB div reinvested	33.00	855.69		28,270.41 DR
12/12/2019	NAB div reinvested	34.00	876.86		29,147.27 DR
22/01/2020	Buy NAB and Telstra	280.00	7,195.15		36,342.42 DR
31/03/2020	Revaluation - 30/03/2020 @ \$16.310000 (System Price) - 1,026.000000 Units on hand			10,680.66	25,661.76 DR
30/06/2020	Revaluation - 30/06/2020 @ \$18.220000 (System Price) - 1,373.000000 Units on hand			645.70	25,016.06 DR
		1,373.00	8,927.70	11,326.36	25,016.06 DR
<u>Resmed Inc (RMD.AX)</u>					
01/07/2019	Opening Balance	2,000.00			34,340.00 DR
31/03/2020	Revaluation - 30/03/2020 @ \$24.120000 (System Price) - 2,000.000000 Units on hand		13,900.00		48,240.00 DR
30/06/2020	Revaluation - 30/06/2020 @ \$27.540000 (System Price) - 2,000.000000 Units on hand		6,840.00		55,080.00 DR
		2,000.00	20,740.00		55,080.00 DR
<u>Sonic Healthcare Limited (SHL.AX)</u>					
22/04/2020	Sell Wellard, buy Sonic	275.00	6,973.70		6,973.70 DR
30/06/2020	Revaluation - 30/06/2020 @ \$30.430000 (System Price) - 275.000000 Units on hand		1,394.55		8,368.25 DR
		275.00	8,368.25		8,368.25 DR
<u>Telstra Corporation Limited. (TLS.AX)</u>					
01/07/2019	Opening Balance	10,946.00			42,142.10 DR
26/09/2019	Telstra div reinvested	245.00	875.61		43,017.71 DR
22/01/2020	Buy NAB and Telstra	1,800.00	7,013.95		50,031.66 DR
27/03/2020	Telstra March div reinvested	296.00	1,036.47		51,068.13 DR
31/03/2020	Revaluation - 30/03/2020 @ \$3.250000 (System Price) - 10,946.000000 Units on hand			6,567.60	44,500.53 DR
30/06/2020	Revaluation - 30/06/2020 @ \$3.130000 (System Price) - 13,287.000000 Units on hand			2,912.22	41,588.31 DR

Willmott Superannuation Fund

General Ledger

As at 30 June 2020

Transaction Date	Description	Units	Debit	Credit	Balance \$	
		13,287.00	8,926.03	9,479.82	41,588.31	DR
<u>Wellard Limited (WLD.AX)</u>						
01/07/2019	Opening Balance	6,555.00			157.32	DR
31/03/2020	Revaluation - 30/03/2020 @ \$0.045000 (System Price) - 6,555.000000 Units on hand		137.66		294.98	DR
22/04/2020	Sell Wellard, buy Sonic	(6,555.00)		7,495.69	7,200.71	CR
22/04/2020	Unrealised Gain writeback as at 22/04/2020		7,200.71		0.00	DR
		0.00	7,338.37	7,495.69	0.00	DR
<u>Woodside Petroleum Ltd (WPL.AX)</u>						
01/07/2019	Opening Balance	827.00			30,069.72	DR
15/01/2020	Buy Woodside	500.00	17,784.96		47,854.68	DR
31/03/2020	Revaluation - 30/03/2020 @ \$17.970000 (System Price) - 827.000000 Units on hand			15,208.53	32,646.15	DR
30/06/2020	Revaluation - 30/06/2020 @ \$21.650000 (System Price) - 1,327.000000 Units on hand			3,916.60	28,729.55	DR
		1,327.00	17,784.96	19,125.13	28,729.55	DR
<u>Units in Listed Unit Trusts (Australian) (78200)</u>						
<u>Transurban Group (TCL.AX)</u>						
01/07/2019	Opening Balance	3,180.00			46,873.20	DR
09/08/2019	Transurban distribution reinvested	63.00	954.76		47,827.96	DR
14/02/2020	Transurban December distribution	65.00	1,007.17		48,835.13	DR
31/03/2020	Revaluation - 30/03/2020 @ \$12.150000 (System Price) - 3,180.000000 Units on hand			8,236.20	40,598.93	DR
30/06/2020	Revaluation - 30/06/2020 @ \$14.130000 (System Price) - 3,308.000000 Units on hand		6,143.11		46,742.04	DR
		3,308.00	8,105.04	8,236.20	46,742.04	DR
<u>Income Tax Payable/Refundable (85000)</u>						
<u>Income Tax Payable/Refundable (85000)</u>						
01/07/2019	Opening Balance				3,163.27	CR
30/06/2020	2019 tax return effective date 18 May 2020, paid 11 August 2020		3,163.27		0.00	DR
30/06/2020	Create Entries - Franking Credits Adjustment - 30/06/2020		3,053.81		3,053.81	DR
30/06/2020	Create Entries - Foreign Credits Adjustment - 30/06/2020		139.50		3,193.31	DR
30/06/2020	Create Entries - Income Tax Expense - 30/06/2020			5,398.05	2,204.74	CR
			6,356.58	5,398.05	2,204.74	CR
<u>Creditors - ATO (88010)</u>						
<u>Creditors - ATO (88010)</u>						
30/06/2020	2019 tax return effective date 18 May 2020, paid 11 August 2020			3,422.27	3,422.27	CR
				3,422.27	3,422.27	CR
Total Debits:		439,762.96				
Total Credits:			439,762.96			

Willmott Superannuation Fund
Statement of Financial Position

As at 30 June 2020

	Note	2020 \$	2019 \$
Assets			
Investments			
Shares in Listed Companies (Australian)	2	293,886.25	271,679.17
Units in Listed Unit Trusts (Australian)	3	46,742.04	46,873.20
Total Investments		<u>340,628.29</u>	<u>318,552.37</u>
Other Assets			
Reinvestment Residual Account		95.58	80.86
Distributions Receivable		617.19	1,054.30
Cash at Bank - Acc:10364102		6,249.04	3,734.35
Total Other Assets		<u>6,961.81</u>	<u>4,869.51</u>
Total Assets		<u>347,590.10</u>	<u>323,421.88</u>
Less:			
Liabilities			
Income Tax Payable		2,204.74	3,163.27
Creditors - ATO		3,422.27	0.00
Total Liabilities		<u>5,627.01</u>	<u>3,163.27</u>
Net assets available to pay benefits		<u>341,963.09</u>	<u>320,258.61</u>
Represented by:			
Liability for accrued benefits allocated to members' accounts	5, 6		
Willmott, Antony Paul - Accumulation		24,122.60	24,105.00
Willmott, Kim Anne - Accumulation		317,840.49	296,153.61
Total Liability for accrued benefits allocated to members' accounts		<u>341,963.09</u>	<u>320,258.61</u>

The accompanying notes form part of these financial statements.

Willmott Superannuation Fund

Operating Statement

For the year ended 30 June 2020

	Note	2020	2019
		\$	\$
Income			
Investment Income			
Trust Distributions	9	3,576.68	3,833.27
Dividends Received	8	8,283.75	7,200.73
Interest Received		0.00	1.18
Contribution Income			
Employer Contributions		24,999.96	25,000.00
Personal Concessional		0.00	6,211.00
Personal Non Concessional		0.00	1,000.00
Transfers In		21,250.00	0.00
Total Income		<u>58,110.39</u>	<u>43,246.18</u>
Expenses			
Accountancy Fees		1,540.00	2,860.00
ATO Supervisory Levy		259.00	518.00
Auditor's Remuneration		385.00	627.00
Bank Charges		0.00	5.00
Donations		2.88	3.72
Insurance		320.00	320.00
		<u>2,506.88</u>	<u>4,333.72</u>
Investment Losses			
Changes in Market Values	10	10,444.29	(53,214.29)
Total Expenses		<u>12,951.17</u>	<u>(48,880.57)</u>
Benefits accrued as a result of operations before income tax			
		<u>45,159.22</u>	<u>92,126.75</u>
Income Tax Expense	11	2,204.74	3,163.27
Benefits accrued as a result of operations		<u>42,954.48</u>	<u>88,963.48</u>

The accompanying notes form part of these financial statements.

Willmott Superannuation Fund Fund Summary Report

As at 30 June 2020

Fund Details

Date Formed: 13/05/2011
Tax File Number: Provided
ABN: 93988275578

Period: 01/07/2019 - 30/06/2020
Fund Type: SMSF
GST Registered: No

Postal Address:

8 Shields Street
Redcliffe, Queensland 4020

Physical Address:

8 Shields Street
Redcliffe, Queensland 4020

Members

Number of Members: 2

Name	Age	Member Accounts	Pension Accounts	Tax File Number	Beneficiary Details
Willmott, Antony Paul	58	1	0	Provided	Not Provided
Willmott, Kim Anne	57	1	0	Provided	Not Provided

Fund Relationships

Relationship Type	Contact
Accountant	Sam Greco & Co Chartered Accountants
Accountant/Bookkeeper	Sam Greco & Co Chartered Accountants
Auditor	Super Audits Pty Ltd
Auditor	Boys, Anthony
Fund Contact	Antony and Kim Willmott
Fund Contact	Willmott, Antony Paul
Fund Contact	Willmott, Kim Anne
Tax Agent	Sam Greco & Co Chartered Accountants
Tax Agent	Greco, Sam
Trustee	Willmott, Antony Paul
Trustee	Willmott, Kim Anne

Cannot generate Interest Reconciliation report. ERROR - There is no data. Interest Reconciliation Report cannot be displayed.

Cannot generate Depreciation Schedule report. ERROR - There is no data. Distribution Reconciliation Report cannot be displayed.

Cannot generate Pension Summary report, no pension member accounts available for the report in selected period.