


Financial Year Summary

01 Jul 2019 - 30 Jun 2020


Summary Information A/C 161002

+/-

Holdings valuation at start of period		\$360,466.70
Holdings valuation at end of period	(\$59,158.50)	\$301,308.20
Portfolio at start of period		\$360,466.70
Portfolio at end of period	(\$59,158.50)	\$301,308.20
Total portfolio value		\$301,308.20
Total brokerage		\$0.00
Information service fees		\$0.00
Estimated dividends and distributions		\$18,570.36
Estimated franking credits		\$7,604.87

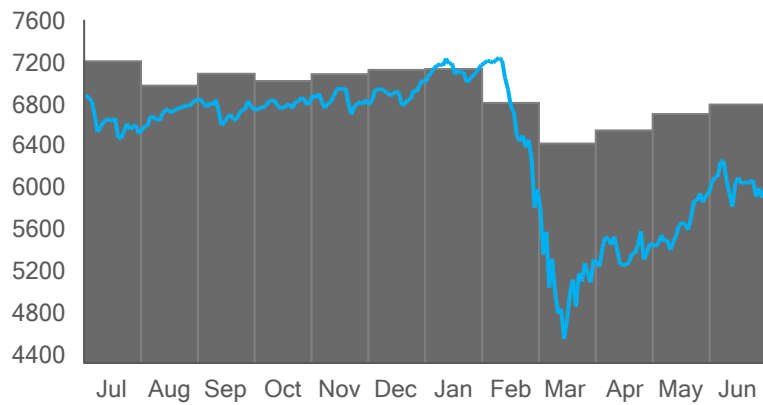


2019
 Cash 0.00%
 Holdings 100.00%



2020
 Cash 0.00%
 Holdings 100.00%

ASX ALL ORDS



While every effort has been made to provide you with an accurate statement, we give no warranty of accuracy or reliability and take no responsibility for any errors or omissions including negligence by any officers, employees or agents. We encourage you to confirm the information, holdings and valuations contained herein. Information contained in the report may only relate to the period since you commenced our service.



Holdings valuation

01 Jul 2019 - 30 Jun 2020



Holdings valuation at 1 Jul 2019

\$360,466.70

Equities

ASX code	Description	Quantity	Price	Value
AMP	AMP FPO	1,000	\$2.120	\$2,120.00
ANN	ANSELL FPO	400	\$26.850	\$10,740.00
ANZ	ANZ BANK FPO	1,670	\$28.210	\$47,110.70
BHP	BHP GROUP FPO	1,540	\$41.160	\$63,386.40
DOW	DOWNER EDI FPO	2,000	\$6.920	\$13,840.00
RIO	RIO TINTO FPO	1,525	\$103.760	\$158,234.00
S32	SOUTH32 FPO	1,540	\$3.180	\$4,897.20
WBC	WESTPAC FPO	1,300	\$28.360	\$36,868.00
WPL	WOODSIDE FPO	640	\$36.360	\$23,270.40
Sub total				\$360,466.70

Holdings valuation at 30 Jun 2020

\$301,308.20

Equities

ASX code	Description	Quantity	Price	Value
AMP	AMP FPO	1,000	\$1.855	\$1,855.00
ANN	ANSELL FPO	400	\$36.700	\$14,680.00
ANZ	ANZ BANK FPO	1,670	\$18.640	\$31,128.80
BHP	BHP GROUP FPO	1,540	\$35.820	\$55,162.80
DOW	DOWNER EDI FPO	2,000	\$4.380	\$8,760.00
RIO	RIO TINTO FPO	1,525	\$97.960	\$149,389.00
S32	SOUTH32 FPO	1,540	\$2.040	\$3,141.60
WBC	WESTPAC FPO	1,300	\$17.950	\$23,335.00
WPL	WOODSIDE FPO	640	\$21.650	\$13,856.00
Sub total				\$301,308.20

While every effort has been made to provide you with an accurate statement, we give no warranty of accuracy or reliability and take no responsibility for any errors or omissions including negligence by any officers, employees or agents. We encourage you to confirm the information, holdings and valuations contained herein. Information contained in the report may only relate to the period since you commenced our service.



Holdings valuation (continued)

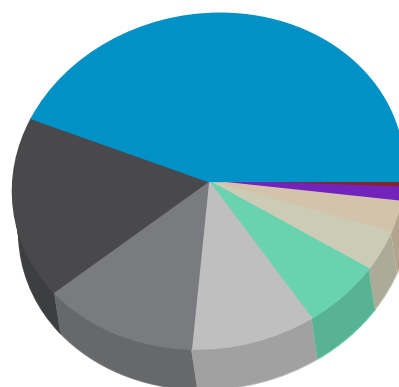
01 Jul 2019 - 30 Jun 2020

Holdings valuation at 1 Jul 2019

\$360,466.70

Holdings composition 1 Jul 2019

RIO 43.90%	WBC 10.23%	ANN 2.98%
BHP 17.58%	WPL 6.46%	S32 1.36%
ANZ 13.07%	DOW 3.84%	AMP 0.59%

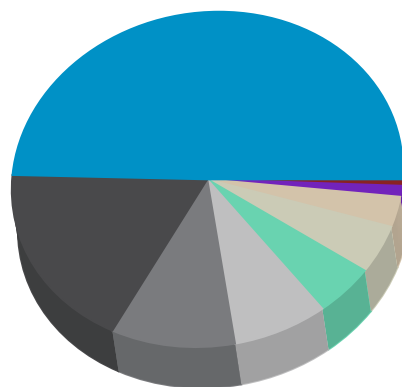


Holdings valuation at 30 Jun 2020

\$301,308.20

Holdings composition 30 Jun 2020

RIO 49.58%	WBC 7.74%	DOW 2.91%
BHP 18.31%	ANN 4.87%	S32 1.04%
ANZ 10.33%	WPL 4.60%	AMP 0.62%



While every effort has been made to provide you with an accurate statement, we give no warranty of accuracy or reliability and take no responsibility for any errors or omissions including negligence by any officers, employees or agents. We encourage you to confirm the information, holdings and valuations contained herein. Information contained in the report may only relate to the period since you commenced our service.

Transaction Summary

01 Jul 2019 - 30 Jun 2020



There is no data for this report.

While every effort has been made to provide you with an accurate statement, we give no warranty of accuracy or reliability and take no responsibility for any errors or omissions including negligence by any officers, employees or agents. We encourage you to confirm the information, holdings and valuations contained herein. Information contained in the report may only relate to the period since you commenced our service.



Brokerage & information services

01 Jul 2019 - 30 Jun 2020



There is no data for this report.

While every effort has been made to provide you with an accurate statement, we give no warranty of accuracy or reliability and take no responsibility for any errors or omissions including negligence by any officers, employees or agents. We encourage you to confirm the information, holdings and valuations contained herein. Information contained in the report may only relate to the period since you commenced our service.



Estimated dividends & distributions

01 Jul 2019 - 30 Jun 2020

ANN ANSELL LIMITED ORDINARY

Ex div. date	Payment date	Type	Div. amount	Franking %	Balance	Franking credit	Est. dividend
16/08/2019	05/09/2019	Final	\$0.3833	0.00%	400	\$0.00	\$153.32
24/02/2020	12/03/2020	Interim	\$0.3288	0.00%	400	\$0.00	\$131.52
Estimated sub total						\$0.00	\$284.84

ANZ ANZ BANKING GRP LTD ORDINARY

Ex div. date	Payment date	Type	Div. amount	Franking %	Balance	Franking credit	Est. dividend
13/05/2019	01/07/2019	Interim	\$0.80	100.00%	1,670	\$572.57	\$1,336.00
11/11/2019	18/12/2019	Final	\$0.80	70.00%	1,670	\$400.80	\$1,336.00
Estimated sub total						\$973.37	\$2,672.00

BHP BHP GROUP LIMITED ORDINARY

Ex div. date	Payment date	Type	Div. amount	Franking %	Balance	Franking credit	Est. dividend
05/09/2019	25/09/2019	Final	\$1.137026	100.00%	1,540	\$750.44	\$1,751.02
05/03/2020	24/03/2020	Interim	\$0.994036	100.00%	1,540	\$656.06	\$1,530.82
Estimated sub total						\$1,406.50	\$3,281.84

DOW DOWNER EDI LIMITED ORDINARY

Ex div. date	Payment date	Type	Div. amount	Franking %	Balance	Franking credit	Est. dividend
03/09/2019	02/10/2019	Final	\$0.14	50.00%	2,000	\$60.00	\$280.00
Estimated sub total						\$60.00	\$280.00

While every effort has been made to provide you with an accurate statement, we give no warranty of accuracy or reliability and take no responsibility for any errors or omissions including negligence by any officers, employees or agents. We encourage you to confirm the information, holdings and valuations contained herein. Information contained in the report may only relate to the period since you commenced our service.

Estimated dividends & distributions (continued)

01 Jul 2019 - 30 Jun 2020

RIO RIO TINTO LIMITED ORDINARY

Ex div. date	Payment date	Type	Div. amount	Franking %	Balance	Franking credit	Est. dividend
08/08/2019	19/09/2019	Interim	\$3.0758	100.00%	1,525	\$2,010.26	\$4,690.60
05/03/2020	16/04/2020	Final	\$3.4974	100.00%	1,525	\$2,285.80	\$5,333.54
Estimated sub total						\$4,296.06	\$10,024.14

S32 SOUTH32 LIMITED ORDINARY

Ex div. date	Payment date	Type	Div. amount	Franking %	Balance	Franking credit	Est. dividend
12/09/2019	10/10/2019	Final	\$0.041051	100.00%	1,540	\$27.09	\$63.22
05/03/2020	02/04/2020	Interim	\$0.033473	100.00%	1,540	\$22.09	\$51.55
Estimated sub total						\$49.18	\$114.77

WBC WESTPAC BANKING CORP ORDINARY

Ex div. date	Payment date	Type	Div. amount	Franking %	Balance	Franking credit	Est. dividend
12/11/2019	20/12/2019	Final	\$0.80	100.00%	1,300	\$445.71	\$1,040.00
Estimated sub total						\$445.71	\$1,040.00

WPL WOODSIDE PETROLEUM ORDINARY

Ex div. date	Payment date	Type	Div. amount	Franking %	Balance	Franking credit	Est. dividend
26/08/2019	20/09/2019	Interim	\$0.532387	100.00%	640	\$146.03	\$340.73
24/02/2020	20/03/2020	Final	\$0.831318	100.00%	640	\$228.02	\$532.04
Estimated sub total						\$374.05	\$872.77

While every effort has been made to provide you with an accurate statement, we give no warranty of accuracy or reliability and take no responsibility for any errors or omissions including negligence by any officers, employees or agents. We encourage you to confirm the information, holdings and valuations contained herein. Information contained in the report may only relate to the period since you commenced our service.

Estimated dividends & distributions (continued)

01 Jul 2019 - 30 Jun 2020



Estimated total

\$7,604.87

\$18,570.36

The information presented in this report is a general estimation and is intended as a guide for indicative purposes only. It is an extrapolation of our understanding of your holdings against publicly available dividend entitlement and payment information. It should not be considered a replacement for your own records. We encourage you to confirm the information and holdings represented here.

While every effort has been made to provide you with an accurate statement, we give no warranty of accuracy or reliability and take no responsibility for any errors or omissions including negligence by any officers, employees or agents. We encourage you to confirm the information, holdings and valuations contained herein. Information contained in the report may only relate to the period since you commenced our service.

