

J Fund

Detailed Trial Balance as at 30 June 2023

Prior Year		Description	Current Year	
Debits	Credits		Debits	Credits
INCOME				
Contributions - Employer				
-	27,500.00	11 Mr Bruce Jay	-	27,238.22
-	27,500.00	Ms Kim Jay	-	26,895.89
Realised Capital Gains - Shares in Listed Companies				
1,999.95	-	Bassari Resources Limited	-	-
Realised Capital Gains - Stapled Securities				
-	4,523.02	Sydney Airport - Units Fully Paid Stapled Securities	-	-
Increase in Market Value - Shares in Listed Companies				
14,528.10	-	Afterpay Limited	-	-
-	1,135.76	AGL Energy Limited.	-	16,117.28
1,553.78	-	ALS Limited	-	323.61
859.52	-	AMP Limited	-	900.04
-	2,668.00	ASX Limited	12,479.57	-
-	200.00	Aurizon Holdings Limited	-	300.00
12,888.29	-	Australia & New Zealand Banking Group Limited	-	4,081.01
-	829.95	Bassari Resources Limited	-	-
4,605.30	-	Bega Cheese Limited	2,227.01	-
2,525.40	-	BHP Group Limited	-	1,290.30
-	641.05	Block Inc. - Cdi 1:1 Foreign Exempt Nyse	-	396.18
1,569.54	-	12 Bluescope Steel Limited	-	1,204.35
-	872.10	Bubs Australia Limited	2,180.25	-
3,019.29	-	Cochlear Limited	-	1,731.09
-	1,465.92	Coles Group Limited.	-	1,241.96
1,376.05	-	Commonwealth Bank Of Australia.	-	1,434.05
-	339.20	Endeavour Group Limited	333.90	-
6,053.95	-	Fortescue Metals Group Ltd	-	5,580.00
875.90	-	Insurance Australia Group Limited	-	1,478.63
-	9,200.76	Macquarie Group Limited	-	15,863.67
-	3,874.11	National Australia Bank Limited	4,373.16	-
-	365.70	NRW Holdings Limited	-	1,327.65
-	1,110.20	Origin Energy Limited	-	2,438.80
11,229.78	-	Rio Tinto Limited	-	6,864.63
-	348.45	South32 Limited	62.10	-
1,550.62	-	Suncorp-Metway Limited	-	24,301.31
8,950.20	-	Tabcorp Holdings Limited	-	385.61
-	600.57	Telstra Group Limited	-	3,002.85
-	11,589.97	The Lottery Corporation Limited	-	3,917.42
2,933.10	-	The Star Entertainment Group Limited	5,328.47	-
636.45	-	Treasury Wine Estates Limited	322.77	-
857.01	-	Virgin Money Uk PLC - Cdi 1:1 Foreign Exempt Lse	-	373.12
36,113.85	-	Wesfarmers Limited	-	18,043.96
1,805.95	-	Westpac Banking Corporation	-	2,208.00
3,250.21	-	Woodside Energy Group Ltd	-	1,323.80
-	7,321.68	Woodside Petroleum Limited	-	-
687.31	-	Woolworths Limited	-	1,143.81
Increase in Market Value - Stapled Securities				
1,856.06	-	Sydney Airport - Units Fully Paid Stapled Securities	-	-
Dividends - Shares in Listed Companies				
-	2,916.00	AGL Energy Limited.	-	1,113.30
-	239.66	ALS Limited	-	262.24
-	-	AMP Limited	-	137.23
-	2,168.70	13 ASX Limited	-	2,250.64
-	837.38	Aurizon Holdings Limited	-	639.29

J Fund

Detailed Trial Balance as at 30 June 2023

Prior Year		Description	Current Year	
Debits	Credits		Debits	Credits
-	4,125.83	Australia & New Zealand Banking Group Limited	-	4,621.74
-	331.27	Bega Cheese Limited	-	322.62
-	4,999.54	BHP Group Limited	-	1,929.76
-	178.71	Bluescope Steel Limited	-	157.25
-	168.15	Cochlear Limited	-	198.42
-	1,774.23	Coles Group Limited.	-	1,919.66
-	776.79	Commonwealth Bank Of Australia.	-	870.00
-	73.83	Endeavour Group Limited	-	83.30
-	5,091.43	Fortescue Metals Group Ltd	-	3,360.00
-	202.01	Insurance Australia Group Limited	-	146.00
-	8,395.10	Macquarie Group Limited	-	9,305.24
-	6,069.81	I3 National Australia Bank Limited	-	7,557.17
-	238.50	NRW Holdings Limited	-	294.15
-	182.00	Origin Energy Limited	-	412.91
-	9,772.68	Rio Tinto Limited	-	5,474.27
-	95.68	South32 Limited	-	160.02
-	9,153.00	Suncorp-Metway Limited	-	6,826.92
-	1,213.81	Tabcorp Holdings Limited	-	724.07
-	1,525.26	Telstra Group Limited	-	1,620.58
-	-	The Lottery Corporation Limited	-	825.69
-	747.88	Treasury Wine Estates Limited	-	930.23
-	5,693.57	Wesfarmers Limited	-	6,516.46
-	1,045.71	Westpac Banking Corporation	-	2,297.14
-	-	Woodside Energy Group Ltd	-	2,685.52
-	1,081.02	Woodside Petroleum Limited	-	-
-	358.08	Woolworths Limited	-	387.31
-	-	Foreign Income - Foreign Dividend - Shares in Listed Companies	-	-
-	36.89	I4 Virgin Money Uk PLC - Cdi 1:1 Foreign Exempt Lse	-	112.08
-	-	Interest - Cash At Bank	-	-
-	14.24	I5 ANZ Business a/c 4786-55946	-	10.93
-	1.13	ANZ ETrade a/c 4797-23859	-	-
2.71	-	Non-Taxable Income	-	-
EXPENSE				
0.66	-	Bank Fees - Cash At Bank ANZ ETrade a/c 4797-23859	-	-
259.00	-	SMSF Supervisory Levy	259.00	-
INCOME TAX				
18,889.50	-	Income Tax Expense	17,703.75	-
PROFIT & LOSS CLEARING ACCOUNT				
30,716.85	-	Profit & Loss Clearing Account	190,289.40	-
ASSETS				
Shares in Listed Companies				
51,026.25	-	AGL Energy Limited.	67,638.17	-
7,038.12	-	ALS Limited	7,466.04	-
4,828.48	-	AMP Limited	5,856.79	-
54,500.57	-	ASX Limited	42,021.00	-
9,500.00	-	Aurizon Holdings Limited	9,800.00	-
46,527.36	-	A1 Australia & New Zealand Banking Group Limited	56,595.77	-
8,572.08	-	Bega Cheese Limited	6,569.25	-
14,231.25	-	BHP Group Limited	15,521.55	-
5,611.00	-	Block Inc. - Cdi 1:1 Foreign Exempt Nyse	6,007.18	-

J Fund

Detailed Trial Balance as at 30 June 2023

Prior Year		Description	Current Year	
Debits	Credits		Debits	Credits
4,118.10	-	Bluescope Steel Limited	5,322.45	-
3,103.65	-	Bubs Australia Limited	923.40	-
11,325.90	-	Cochlear Limited	13,056.99	-
36,261.16	-	Coles Group Limited.	37,503.12	-
13,105.10	-	Commonwealth Bank Of Australia.	14,539.15	-
2,006.05	-	Endeavour Group Limited	1,672.15	-
21,036.00	-	Fortescue Metals Group Ltd	26,616.00	-
4,769.84	-	Insurance Australia Group Limited	6,304.20	-
199,221.61	-	Macquarie Group Limited	223,090.72	-
94,824.18	-	National Australia Bank Limited	95,723.10	-
2,695.05	-	NRW Holdings Limited	4,022.70	-
5,214.30	-	A1 Origin Energy Limited	7,653.10	-
54,328.30	-	Rio Tinto Limited	65,029.23	-
1,359.30	-	South32 Limited	1,297.20	-
103,870.80	-	Suncorp-Metway Limited	132,943.95	-
6,839.43	-	Tabcorp Holdings Limited	7,734.48	-
25,691.05	-	Telstra Group Limited	28,693.90	-
29,027.44	-	The Lottery Corporation Limited	32,944.86	-
9,092.61	-	The Star Entertainment Group Limited	3,764.14	-
21,599.05	-	Treasury Wine Estates Limited	21,932.19	-
1,288.43	-	Virgin Money UK PLC - Cdi 1:1 Foreign Exempt Lse	1,661.55	-
100,667.82	-	Wesfarmers Limited	123,251.32	-
23,400.00	-	Westpac Banking Corporation	25,608.00	-
15,506.08	-	Woodside Energy Group Ltd	17,598.84	-
9,683.20	-	Woolworths Limited	11,084.67	-
Cash At Bank				
102,937.14	-	A2 ANZ Business a/c 4786-55946	152,814.33	-
49,269.87	-	A3 ANZ ETrade a/c 4797-23859	63,339.20	-
DRP Residual				
-	3.17	AGL Energy Limited	-	3.17
3.72	-	AGL Energy Limited.	3.88	-
-	-	ALS Limited	7.72	-
1.90	-	AMP Limited	0.03	-
18.90	-	Australia & New Zealand Banking Group Limited	7.22	-
0.83	-	Bega Cheese Limited	2.49	-
0.75	-	Echo Entertainment Group Limited	0.75	-
3.63	-	Insurance Australia Group Limited	2.60	-
94.65	-	Macquarie Group Limited	32.71	-
3.04	-	A4 National Australia Bank Limited	20.98	-
82.18	-	Rio Tinto Limited	77.87	-
3.07	-	Suncorp-Metway Limited	10.07	-
3.13	-	Tabcorp Holdings Limited	0.54	-
1.92	-	The Star Entertainment Group Limited	1.92	-
5.14	-	Treasury Wine Estates Limited	0.39	-
26.97	-	Wesfarmers Limited	48.95	-
9.18	-	Woodside Petroleum Limited	-	-
7.01	-	Woolworths Limited	20.47	-
Current Tax Assets				
492.92	-	Income Tax Payable	492.92	-
-	18,889.50	Provision for Income Tax	-	17,703.75
Current Tax Assets - Franking Credits - Shares in Listed Companies				
41.75	-	ALS Limited	14.40	-
-	-	AMP Limited	10.83	-
650.61	-	ASX Limited	675.19	-
214.88	-	A5 Aurizon Holdings Limited	191.79	-
1,237.75	-	Australia & New Zealand Banking Group Limited	1,386.52	-
99.38	-	Bega Cheese Limited	96.78	-
1,499.86	-	BHP Group Limited	578.93	-

J Fund

Detailed Trial Balance as at 30 June 2023

Prior Year		Description	Current Year	
Debits	Credits		Debits	Credits
-	-	Bluescope Steel Limited	27.75	-
-	-	Cochlear Limited	27.42	-
532.27	-	Coles Group Limited.	575.90	-
233.04	-	Commonwealth Bank Of Australia.	261.00	-
22.15	-	Endeavour Group Limited	24.99	-
1,527.43	-	Fortescue Metals Group Ltd	1,008.00	-
-	-	Insurance Australia Group Limited	24.94	-
1,228.55	-	Macquarie Group Limited	1,361.74	-
1,820.94	-	National Australia Bank Limited	2,267.15	-
71.55	-	NRW Holdings Limited	47.70	-
-	-	A5 Origin Energy Limited	112.61	-
2,931.80	-	Rio Tinto Limited	1,642.28	-
28.71	-	South32 Limited	48.01	-
2,745.90	-	Suncorp-Metway Limited	2,048.08	-
364.14	-	Tabcorp Holdings Limited	217.22	-
457.58	-	Telstra Group Limited	486.18	-
-	-	The Lottery Corporation Limited	247.71	-
224.36	-	Treasury Wine Estates Limited	279.07	-
1,708.07	-	Wesfarmers Limited	1,954.94	-
313.71	-	Westpac Banking Corporation	689.14	-
-	-	Woodside Energy Group Ltd	805.65	-
324.30	-	Woodside Petroleum Limited	-	-
107.42	-	Woolworths Limited	116.19	-
		Current Tax Assets		
1,470.00	-	A6 Income Tax Instalments Paid	1,500.00	-
		LIABILITIES		
-	735.00	Activity Statement Payable/Refundable	-	-
		MEMBER ENTITLEMENTS		
		Mr Bruce Jay		
-	468,092.62	Accumulation	-	549,690.93
		Ms Kim Jay		
-	686,971.37	Accumulation	-	795,662.46
<u>1,346,285.99</u>	<u>1,346,285.99</u>		<u>1,598,619.69</u>	<u>1,598,619.69</u>

J Fund
Statement of Taxable Income
For the Period from 1 July 2022 to 30 June 2023

Description	Tax Return Ref.	Amount
<u>Income</u>		
Section B		
Total Gross Interest	C	10.00
Total Net Foreign Income	D	112.00
Total Unfranked Dividend Amount	J	6,602.00
Total Franked Dividend Amount	K	40,198.00
Total Dividend Franking Credit	L	17,228.00
Total Assessable Employer Contributions	R1	54,134.00
Total Assessable Contributions	R	54,134.00
Total Assessable Income		118,284.00
<u>Deductions</u>		
Section C		
Total Other Deductions	L	259.00
Total Deductions		259.00
Taxable Income or Loss	(V - N) O	118,025.00
<u>Income Tax Calculation Statement</u>		
Section D		
Gross Tax		
Gross Tax @ 15% for Concessional Income	30 Jun 2023 T1	17,703.75
Total Gross Tax		17,703.75
Rebates and Offsets	C	0.00
SUBTOTAL		17,703.75
Total Credit: Refundable Franking Credits	E1	17,228.11
Total Eligible Credits		0.00
Net Tax Payable		475.64
Total PAYG Instalments Raised	K	1,500.00
Total Supervisory Levy	L	259.00
Total Amount Due / (Refundable)		(765.36)

J Fund

Transactions: Employer - J Fund

Date Range: 01/07/2022 to 30/06/2023

Employer

	Date	Narrative	Debit	Credit	Balance	Quantity
Mr Bruce Jay						
	01/07/2022	Opening Balance	\$	0.00	\$ 0.00	Cr
	14/10/2022	TRANSFER FROM SUPERCHOICE P/L PC101022-136404812	\$	1,570.68	\$ 1,570.68	Cr
	30/01/2023	TRANSFER FROM SUPERCHOICE P/L PC230123-197560758	\$	1,832.46	\$ 3,403.14	Cr
	21/04/2023	TRANSFER FROM SUPERCHOICE P/L PC170423-160288581	\$	1,570.68	\$ 4,973.82	Cr
	02/06/2023	TRANSFER FROM SUPERCHOICE P/L PC290523-150845819	\$	1,047.12	\$ 6,020.94	Cr
	02/06/2023	TRANSFER FROM SUPERCHOICE P/L PC290523-150845812	\$	20,693.72	\$ 26,714.66	Cr
	23/06/2023	TRANSFER FROM SUPERCHOICE P/L PC190623-103952939	\$	523.56	\$ 27,238.22	Cr
Total Mr Bruce Jay			\$	0.00	\$ 27,238.22	27,238.22 Cr
Ms Kim Jay						
	01/07/2022	Opening Balance	\$	0.00	\$ 0.00	Cr
	14/10/2022	TRANSFER FROM SUPERCHOICE P/L PC101022-136404815	\$	3,624.66	\$ 3,624.66	Cr
	30/01/2023	TRANSFER FROM SUPERCHOICE P/L PC230123-197560759	\$	4,228.77	\$ 7,853.43	Cr
	21/04/2023	TRANSFER FROM SUPERCHOICE P/L PC170423-160288583	\$	3,624.66	\$ 11,478.09	Cr
	02/06/2023	TRANSFER FROM SUPERCHOICE P/L PC290523-150845821	\$	2,416.44	\$ 13,894.53	Cr
	02/06/2023	TRANSFER FROM SUPERCHOICE P/L PC290523-150845811	\$	11,793.14	\$ 25,687.67	Cr
	23/06/2023	TRANSFER FROM SUPERCHOICE P/L PC190623-103952945	\$	1,208.22	\$ 26,895.89	Cr
Total Ms Kim Jay			\$	0.00	\$ 26,895.89	26,895.89 Cr
Total Employer			\$	0.00	\$ 54,134.11	54,134.11 Cr

J Fund

Investment Revaluation as at 30 June 2023

Investment	Price Date	Market Price	Quantity	Market Value	Change in Market Value
Listed Securities Market					
AGL	30 Jun 2023	10.81000	6,257.00000	67,638.17	16,117.28
ALQ	30 Jun 2023	11.16000	669.00000	7,466.04	323.61
AMP	30 Jun 2023	1.13000	5,183.00000	5,856.79	900.04
ANZ	30 Jun 2023	23.71000	2,387.00000	56,595.77	4,081.01
ASX	30 Jun 2023	63.00000	667.00000	42,021.00	(12,479.57)
AZJ	30 Jun 2023	3.92000	2,500.00000	9,800.00	300.00
BGA	30 Jun 2023	2.85000	2,305.00000	6,569.25	(2,227.01)
BHP	30 Jun 2023	44.99000	345.00000	15,521.55	1,290.30
BSL	30 Jun 2023	20.55000	259.00000	5,322.45	1,204.35
BUB	30 Jun 2023	0.18000	5,130.00000	923.40	(2,180.25)
CBA	30 Jun 2023	100.27000	145.00000	14,539.15	1,434.05
COH	30 Jun 2023	229.07000	57.00000	13,056.99	1,731.09
COL	30 Jun 2023	18.42000	2,036.00000	37,503.12	1,241.96
EDV	30 Jun 2023	6.31000	265.00000	1,672.15	(333.90)
FMG	30 Jun 2023	22.18000	1,200.00000	26,616.00	5,580.00
IAG	30 Jun 2023	5.70000	1,106.00000	6,304.20	1,478.63
MOG	30 Jun 2023	177.62000	1,256.00000	223,090.72	15,863.67
NAB	30 Jun 2023	26.37000	3,630.00000	95,723.10	(4,373.16)
NWH	30 Jun 2023	2.53000	1,590.00000	4,022.70	1,327.65
ORG	30 Jun 2023	8.41000	910.00000	7,653.10	2,438.80
RIO	30 Jun 2023	114.69000	567.00000	65,029.23	6,864.63
S32	30 Jun 2023	3.76000	345.00000	1,297.20	(62.10)
SGR	30 Jun 2023	1.15500	3,259.00000	3,764.14	(5,328.47)
SO2	30 Jun 2023	96.89000	62.00000	6,007.18	396.18
SUN	30 Jun 2023	13.49000	9,855.00000	132,943.95	24,301.31
TAH	30 Jun 2023	1.11000	6,968.00000	7,734.48	385.61
TLC	30 Jun 2023	5.13000	6,422.00000	32,944.86	3,917.42
TLS	30 Jun 2023	4.30000	6,673.00000	28,693.90	3,002.85
TWE	30 Jun 2023	11.23000	1,953.00000	21,932.19	(322.77)
VUK	30 Jun 2023	2.85000	583.00000	1,661.55	373.12
WBC	30 Jun 2023	21.34000	1,200.00000	25,608.00	2,208.00

J Fund

Investment Revaluation as at 30 June 2023

12

Investment	Price Date	Market Price	Quantity	Market Value	Change in Market Value
Listed Securities Market					
WDS	30 Jun 2023	34.44000	511.00000	17,598.84	1,323.80
WES	30 Jun 2023	49.34000	2,498.00000	123,251.32	18,043.96
WOW	30 Jun 2023	39.73000	279.00000	11,084.67	1,143.81

Listed Securities Market Total

Fund Total

1,127,447.16	89,965.90
1,127,447.16	89,965.90



Income transactions ^(a)

Asset	Tax date	Interest	Unfranked	Franked	Franking credits entitlement	Other Aust	Gross foreign	Trust cap gains	Non-assess	Gross excl franking credits	Aust taxes	Foreign taxes withheld	Expenses	Cash	DRP	To be received
		\$	\$	\$	\$	\$	\$	\$	\$	\$	\$	\$	\$	\$	\$	\$
AGL ENERGY LIMITED FPO		-	-	-	-	-	-	-	-	618.50 ^(b)	-	-	-	618.50	-	-
AGL	27/09/2022	-	618.50	-	-	-	-	-	-	618.50 ^(b)	-	-	-	618.50	-	-
	24/03/2023	-	494.80	-	-	-	-	-	-	494.80	-	-	-	0.16	494.64	-
AGL totals		-	1,113.30	-	-	-	-	-	-	1,113.30	-	-	-	618.66	494.64	-
ALS LIMITED FPO		-	-	-	-	-	-	-	-	112.03	-	-	-	-3.87	115.90	-
ALQ	04/07/2022	-	78.42	33.61	14.40	-	-	-	-	112.03	-	-	-	-3.87	115.90	-
	16/12/2022	-	135.81	-	-	-	-	-	-	135.81 ^(b)	-	-	-	135.81	-	-
ALQ totals		-	214.23	33.61	14.40	-	-	-	-	247.84	-	-	-	131.94	115.90	-
AMP LIMITED FPO		-	-	-	-	-	-	-	-	126.40	-	-	-	-1.87	128.27	-
AMP	03/04/2023	-	101.12	25.28	10.83	-	-	-	-	126.40	-	-	-	-1.87	128.27	-
AMP totals		-	101.12	25.28	10.83	-	-	-	-	126.40	-	-	-	-1.87	128.27	-
AUSTRALIA AND NEW ZEALAND BANKING GROUP LIMITED FPO		-	-	-	-	-	-	-	-	1,520.64	-	-	-	-10.56	1,531.20	-
ANZ	01/07/2022	-	-	1,520.64	651.70	-	-	-	-	1,520.64	-	-	-	-10.56	1,531.20	-
	15/12/2022	-	-	1,714.58	734.82	-	-	-	-	1,714.58	-	-	-	-1.12	1,715.70	-
ANZ totals		-	-	3,235.22	1,386.52	-	-	-	-	3,235.22	-	-	-	-11.68	3,246.90	-
ASX LIMITED FPO		-	-	-	-	-	-	-	-	800.40 ^(b)	-	-	-	800.40	-	-
ASX	28/09/2022	-	-	800.40	343.03	-	-	-	-	800.40 ^(b)	-	-	-	800.40	-	-
	29/03/2023	-	-	775.05	332.17	-	-	-	-	775.05 ^(b)	-	-	-	775.05	-	-
ASX totals		-	-	1,575.45	675.20	-	-	-	-	1,575.45	-	-	-	1,575.45	-	-
AURIZON HOLDINGS LIMITED FPO		-	-	-	-	-	-	-	-	272.50 ^(b)	-	-	-	272.50	-	-
AZJ	21/09/2022	-	-	272.50	116.79	-	-	-	-	272.50 ^(b)	-	-	-	272.50	-	-
	29/03/2023	-	-	175.00	75.00	-	-	-	-	175.00 ^(b)	-	-	-	175.00	-	-
AZJ totals		-	-	447.50	191.79	-	-	-	-	447.50	-	-	-	447.50	-	-
BEGA CHEESE LIMITED FPO		-	-	-	-	-	-	-	-	123.42	-	-	-	-0.42	123.84	-
BGA	23/09/2022	-	-	123.42	52.89	-	-	-	-	123.42	-	-	-	-0.42	123.84	-
	23/03/2023	-	-	102.42	43.89	-	-	-	-	102.42	-	-	-	2.08	100.34	-
BGA totals		-	-	225.84	96.78	-	-	-	-	225.84	-	-	-	1.66	224.18	-
BHP GROUP LIMITED FPO		-	-	-	-	-	-	-	-	880.38 ^(b)	-	-	-	880.38	-	-
BHP	22/09/2022	-	-	880.38	377.31	-	-	-	-	880.38 ^(b)	-	-	-	880.38	-	-
	30/03/2023	-	-	470.45	201.62	-	-	-	-	470.45 ^(b)	-	-	-	470.45	-	-
BHP totals		-	-	1,350.83	578.93	-	-	-	-	1,350.83	-	-	-	1,350.83	-	-



Income transactions ^(a) continued

Asset	Tax date	Interest	Unfranked	Franked	Franking credits entitlement	Other Aust	Gross foreign	Trust cap gains	Non-assess	Gross excl franking credits	Aust taxes	Foreign taxes withheld	Cash	DRP	To be received
		\$	\$	\$	\$	\$	\$	\$	\$	\$	\$	\$	\$	\$	\$
Dividends															
BHP totals		-	-	1,350.83	578.93	-	-	-	-	1,350.83	+ \$578.93 = \$-1,929.76-		1,350.83	-	
BLUESCOPE STEEL LIMITED FPO															
BSL	12/10/2022	-	64.75	-	-	-	-	-	-	64.75 ^(b)	-	-	64.75	-	
	28/03/2023	-	-	64.75	27.75	-	-	-	-	64.75 ^(b)	-	-	64.75	-	
BSL totals		-	64.75	64.75	27.75	-	-	-	-	129.50	+ \$27.75 = \$157.25		129.50	-	
COMMONWEALTH BANK OF AUSTRALIA FPO															
CBA	29/09/2022	-	-	304.50	130.50	-	-	-	-	304.50 ^(b)	-	-	304.50	-	
	30/03/2023	-	-	304.50	130.50	-	-	-	-	304.50 ^(b)	+ \$261 = \$870-		304.50	-	
CBA totals		-	-	609.00	261.00	-	-	-	-	609.00			609.00	-	
COCHLEAR LIMITED FPO															
COH	17/10/2022	-	49.59	33.06	14.17	-	-	-	-	82.65 ^(b)	-	-	82.65	-	
	14/04/2023	-	57.43	30.92	13.25	-	-	-	-	88.35 ^(b)	+ \$27.42 = \$198.42		88.35	-	
COH totals		-	107.02	63.98	27.42	-	-	-	-	171.00			171.00	-	
COLES GROUP LIMITED FPO															
COL	28/09/2022	-	-	610.80	261.77	-	-	-	-	610.80 ^(b)	-	-	610.80	-	
	30/03/2023	-	-	732.96	314.13	-	-	-	-	732.96 ^(b)	+ \$575.90 = \$1,919.66		732.96	-	
COL totals		-	-	1,343.76	575.90	-	-	-	-	1,343.76			1,343.76	-	
ENDEAVOUR GROUP LIMITED FPO															
EDV	16/09/2022	-	-	20.41	8.75	-	-	-	-	20.41 ^(b)	-	-	20.41	-	
	20/03/2023	-	-	37.89	16.24	-	-	-	-	37.89 ^(b)	+ \$24.99 = \$83.30		37.89	-	
EDV totals		-	-	58.30	24.99	-	-	-	-	58.30			58.30	-	
FORTESCUE METALS GROUP LTD FPO															
FMG	29/09/2022	-	-	1,452.00	622.29	-	-	-	-	1,452.00 ^(b)	-	-	1,452.00	-	
	29/03/2023	-	-	900.00	385.71	-	-	-	-	900.00 ^(b)	+ \$1,008 = \$3,360		900.00	-	
FMG totals		-	-	2,352.00	1,008.00	-	-	-	-	2,352.00			2,352.00	-	
INSURANCE AUSTRALIA GROUP LIMITED FPO															
IAG	22/09/2022	-	16.41	38.29	16.41	-	-	-	-	54.70	-	-	-1.03	55.73	
	23/03/2023	-	46.45	19.91	8.53	-	-	-	-	66.36 ^(b)	+ \$24.94 = \$146		66.36	-	
IAG totals		-	62.86	58.20	24.94	-	-	-	-	121.06			65.33	55.73	
MACQUARIE GROUP LIMITED FPO															



Income transactions ^(a) continued

Asset	Tax date	Interest	Unfranked	Franked	Franking credits entitlement	Other Aust	Gross foreign	Trust cap gains	Non-assess	Gross excl franking credits	Aust taxes	Foreign taxes withheld	Cash	DRP received	To be received
		\$	\$	\$	\$	\$	\$	\$	\$	\$	\$	\$	\$	\$	\$
Dividends															
MOG	04/07/2022	-	2,543.10	1,695.40	726.60	-	-	-	-	4,238.50	-	-	-12.14	2,508.00	4,250.64
	13/12/2022	-	2,223.00	1,482.00	635.14	-	-	-	-	3,705.00	-	-	-49.80	2,764.08	3,754.80
MOG totals		-	4,766.10	3,177.40	1,361.74	-	-	-	-	7,943.50	+ \$1,361.74	+ \$9,305.24	-61.94	5,272.08	8,005.44
NATIONAL AUSTRALIA BANK LIMITED FPO															
NAB	05/07/2022	-	2,527.26	2,762.76	1,083.11	-	-	-	-	2,527.26	-	-	19.26	2,508.00	2,508.00
	14/12/2022	-	-	2,762.76	1,184.04	-	-	-	-	2,762.76	+ \$2,267.15	+ \$7,557.17	-1.32	2,764.08	2,764.08
NAB totals		-	-	5,290.02	2,267.15	-	-	-	-	5,290.02	+ \$2,267.15	+ \$7,557.17	17.94	5,272.08	5,272.08
NRW HOLDINGS LIMITED FPO															
NWH	12/10/2022	-	-	111.30	47.70	-	-	-	-	111.30 ^(b)	-	-	111.30	-	111.30
	06/04/2023	-	135.15	-	-	-	-	-	-	135.15 ^(b)	+ \$47.7 = \$294.15	-	135.15	-	135.15
NWH totals		-	135.15	111.30	47.70	-	-	-	-	246.45	+ \$47.7 = \$294.15	-	246.45	-	246.45
ORIGIN ENERGY LIMITED FPO															
ORG	30/09/2022	-	37.54	112.61	48.26	-	-	-	-	150.15 ^(b)	-	-	150.15	-	150.15
	24/03/2023	-	-	150.15	64.35	-	-	-	-	150.15 ^(b)	+ \$112.61 = \$412.91	-	150.15	-	150.15
ORG totals		-	37.54	262.76	112.61	-	-	-	-	300.30	+ \$112.61 = \$412.91	-	300.30	-	300.30
RIO TINTO LIMITED FPO															
RIO	22/09/2022	-	2,029.77	1,802.22	869.90	-	-	-	-	2,029.77	-	-	-51.58	2,081.35	2,081.35
	20/04/2023	-	-	1,802.22	772.38	-	-	-	-	1,802.22	+ \$1,642.28 = \$5,474.27	-	47.27	1,754.95	1,754.95
RIO totals		-	-	3,831.99	1,642.28	-	-	-	-	3,831.99	+ \$1,642.28 = \$5,474.27	-	-4.31	3,836.30	3,836.30
SOUTH32 LIMITED FPO															
S32	13/10/2022	-	-	86.70	37.16	-	-	-	-	86.70 ^(b)	-	-	86.70	-	86.70
	06/04/2023	-	-	25.31	10.85	-	-	-	-	25.31 ^(b)	+ \$48.01 = \$160.02	-	25.31	-	25.31
S32 totals		-	-	112.01	48.01	-	-	-	-	112.01	+ \$48.01 = \$160.02	-	112.01	-	112.01
SUNCORP GROUP LIMITED FPO															
SUN	21/09/2022	-	-	1,608.20	689.23	-	-	-	-	1,608.20	-	-	-2.04	1,610.24	1,610.24
	31/03/2023	-	-	3,170.64	1,358.85	-	-	-	-	3,170.64	+ \$2,048.08 = \$6,826.92	-	9.04	3,161.60	3,161.60
SUN totals		-	-	4,778.84	2,048.08	-	-	-	-	4,778.84	+ \$2,048.08 = \$6,826.92	-	7.00	4,771.84	4,771.84
TABCORP HOLDINGS LIMITED FPO															
TAH	23/09/2022	-	-	417.43	178.90	-	-	-	-	417.43 ^(b)	-	-	-0.25	417.68	417.68
	21/03/2023	-	-	89.39	38.31	-	-	-	-	89.39	-	-	0.39	89.00	89.00



Income transactions ^(a) continued

Asset	Tax date	Interest	Unfranked	Franked	Franking credits entitlement	Other Aust	Gross foreign	Trust cap gains	Non-assess	Gross excl franking credits	Aust taxes	Foreign taxes withheld	Cash	DRP	To be received
		\$	\$	\$	\$	\$	\$	\$	\$	\$	\$	\$	\$	\$	\$
Dividends															
TAH totals		-	-	506.82	217.21	-	-	-	-	506.82	+\$217.21 = \$724.03	-	0.14	506.68	-
THE LOTTERY CORPORATION LIMITED FPO		-	-	577.98	247.71	-	-	-	-	577.98 ^(b)	-	-	577.98	-	-
TLC	23/03/2023	-	-	577.98	247.71	-	-	-	-	577.98	+\$247.71 = \$825.69	-	577.98	-	-
TLC totals		-	-	577.98	247.71	-	-	-	-	577.98	+\$247.71 = \$825.69	-	577.98	-	-
TELSTRA GROUP LIMITED FPO		-	-	567.21	243.09	-	-	-	-	567.21 ^(b)	-	-	567.21	-	-
TLS	21/09/2022	-	-	567.21	243.09	-	-	-	-	567.21 ^(b)	-	-	567.21	-	-
TLS	31/03/2023	-	-	567.21	243.09	-	-	-	-	567.21 ^(b)	-	-	567.21	-	-
TLS totals		-	-	1,134.42	486.18	-	-	-	-	1,134.42	+\$486.18 = \$1,620.58	-	1,134.42	-	-
TREASURY WINE ESTATES LIMITED FPO		-	-	304.48	130.49	-	-	-	-	304.48	-	-	-2.00	306.48	-
TWE	30/09/2022	-	-	346.68	148.58	-	-	-	-	346.68	-	-	-2.75	349.43	-
TWE	04/04/2023	-	-	651.16	279.07	-	-	-	-	651.16	+\$279.07 = \$930.23	-	-4.75	655.91	-
TWE totals		-	-	768.00	329.14	-	-	-	-	768.00 ^(b)	-	-	768.00	-	-
WESTPAC BANKING CORPORATION FPO		-	-	840.00	360.00	-	-	-	-	840.00 ^(b)	-	-	840.00	-	-
WBC	20/12/2022	-	-	768.00	329.14	-	-	-	-	768.00 ^(b)	-	-	768.00	-	-
WBC	27/06/2023	-	-	840.00	360.00	-	-	-	-	840.00 ^(b)	-	-	840.00	-	-
WBC totals		-	-	1,608.00	689.14	-	-	-	-	1,608.00	+\$689.14 = \$2,297.14	-	1,608.00	-	-
WOODSIDE ENERGY GROUP LTD FPO		-	-	778.97	333.84	-	-	-	-	778.97	-	-	10.01	768.96	-
WDS	06/10/2022	-	-	1,100.90	471.81	-	-	-	-	1,100.90 ^(b)	-	-	1,100.90	-	-
WDS	05/04/2023	-	-	1,879.87	805.65	-	-	-	-	1,879.87	+\$805.65 = \$2,685.52	-	1,110.91	768.96	-
WDS totals		-	-	2,402.00	1,029.43	-	-	-	-	2,402.00	-	-	17.38	2,384.62	-
WESFARMERS LIMITED FPO		-	-	2,159.52	925.51	-	-	-	-	2,159.52	-	-	4.60	2,154.92	-
WES	06/10/2022	-	-	2,402.00	1,029.43	-	-	-	-	2,402.00	-	-	17.38	2,384.62	-
WES	28/03/2023	-	-	2,159.52	925.51	-	-	-	-	2,159.52	-	-	4.60	2,154.92	-
WES totals		-	-	4,561.52	1,954.94	-	-	-	-	4,561.52	+\$1,954.94 = \$6,516.46	-	21.98	4,539.54	-
WOOLWORTHS GROUP LIMITED FPO		-	-	144.16	61.78	-	-	-	-	144.16	-	-	-2.08	146.24	-
WOW	27/09/2022	-	-	126.96	54.41	-	-	-	-	126.96	-	-	15.54	111.42	-
WOW	13/04/2023	-	-	271.12	116.19	-	-	-	-	271.12	+\$116.91 = \$387.31	-	13.46	257.66	-
WOW totals		-	-	46,801.00	17,228.11	-	-	-	-	46,801.00	-	-	13,920.97	32,880.03	-
Totals		-	-	6,602.07	40,198.93	-	-	-	-	46,801.00	-	-	13,920.97	32,880.03	-



Income transactions ^(a) continued

Asset	Tax date	Interest	Unfranked	Franked	Franking credits entitlement	Other Aust	Gross foreign	Trust cap gains	Non-assess	Gross excl franking credits	Aust Foreign taxes	Expenses withheld	Cash	DRP received	To be received
Foreign income															
VIRGIN MONEY UK PLC CDI 1.1 FOREIGN EXEMPT USE															
VUK	15/03/2023	-	-	-	-	-	76.03	-	-	76.03 ^(b)	-	-	76.03	-	-
	21/06/2023	-	-	-	-	-	36.04	-	-	36.04 ^(b)	-	-	36.04	-	-
VUK totals		-	-	-	-	-	112.07	-	-	112.07	-	-	112.07	-	-
Totals		-	-	-	-	-	112.07	-	-	112.07	-	-	112.07	-	-
Income transaction totals		-	6,602.07	40,198.93	17,228.11	-	112.07	-	-	46,913.07	-	-	14,033.04	32,880.03	-

(a) The income transactions disclosed in this report are recognised on a tax-derivation basis. For more details about each column, refer to the corresponding sub-section under the Income - additional information section.
 (b) These income amounts are yet to be confirmed.

Non-CGT gains/losses

There were no non-CGT gains/losses within the period.

Income transactions - additional information

Unfranked amounts - Unfranked CFI income component

	Tax date	Total Unfranked	Unfranked Non CFI	Unfranked CFI
AIQ				
	04/07/2022	78.42	-	78.42
	16/12/2022	135.81	-	135.81
AIQ totals		214.23	-	214.23
AMP				
	03/04/2023	101.12	-	101.12
AMP totals		101.12	-	101.12
BSL				
	12/10/2022	64.75	-	64.75

J Fund

Transactions: ANZ Business a/c 4786-55946 - J Fund

Date Range: 01/07/2022 to 30/06/2023

ANZ Business a/c 4786-55946

	Date	Narrative	Debit	Credit	Balance	Quantity
└─	ANZ Business a/c 4786-55946					
	01/07/2022	Opening Balance	\$	0.00 \$	0.00 Cr	
	29/07/2022	CREDIT INTEREST PAID	\$	0.81 \$	0.81 Cr	
	31/08/2022	CREDIT INTEREST PAID	\$	0.90 \$	1.71 Cr	
	30/09/2022	CREDIT INTEREST PAID	\$	0.82 \$	2.53 Cr	
	31/10/2022	CREDIT INTEREST PAID	\$	0.87 \$	3.40 Cr	
	30/11/2022	CREDIT INTEREST PAID	\$	0.86 \$	4.26 Cr	
	30/12/2022	CREDIT INTEREST PAID	\$	0.85 \$	5.11 Cr	
	31/01/2023	CREDIT INTEREST PAID	\$	0.92 \$	6.03 Cr	
	28/02/2023	CREDIT INTEREST PAID	\$	0.84 \$	6.87 Cr	
	31/03/2023	CREDIT INTEREST PAID	\$	0.94 \$	7.81 Cr	
	28/04/2023	CREDIT INTEREST PAID	\$	0.85 \$	8.66 Cr	
	31/05/2023	CREDIT INTEREST PAID	\$	1.04 \$	9.70 Cr	
	30/06/2023	CREDIT INTEREST PAID	\$	1.23 \$	10.93 Cr	
	Total ANZ Business a/c 4786-55946		\$	0.00 \$	10.93 \$	10.93 Cr
	Total ANZ Business a/c 4786-55946		\$	0.00 \$	10.93 \$	10.93 Cr



MR BRUCE EDWARD JAY + MRS KIM TANIA JAY <THE J FUND A/C>
 34 RAMSAY CRESCENT
 PELICAN WATERS QLD 4551
 AUSTRALIA

Holdings

At close of business: 30/06/2023
 Trading Account Number: 1207772

Code	Company Name	Closing Price	FX Rate	Quantity	Value
AGL	AGL ENERGY LIMITED.	10.810		6,257	67,638.170
ALQ	ALS LIMITED	11.160		669	7,466.040
AMP	AMP LIMITED	1.130		5,183	5,856.790
ANZ	ANZ GROUP HOLDINGS LIMITED	23.710		2,387	56,595.770
ASX	ASX LIMITED	63.000		667	42,021.000
AZJ	AURIZON HOLDINGS LIMITED	3.920		2,500	9,800.000
BGA	BEGA CHEESE LIMITED	2.850		2,305	6,569.250
BHP	BHP GROUP LIMITED	44.990		345	15,521.550
BSL	BLUESCOPE STEEL LIMITED	20.550		259	5,322.450
BUB	BUBS AUSTRALIA LIMITED	0.180		5,130	923.400
CBA	COMMONWEALTH BANK OF AUSTRALIA.	100.270		145	14,539.150
COH	COCHLEAR LIMITED	229.070		57	13,056.990
COL	COLES GROUP LIMITED.	18.420		2,036	37,503.120
EDV	ENDEAVOUR GROUP LIMITED	6.310		265	1,672.150
FMG	FORTECUE LTD	22.180		1,200	26,616.000
IAG	INSURANCE AUSTRALIA GROUP LIMITED	5.700		1,106	6,304.200
MQG	MACQUARIE GROUP LIMITED	177.620		1,256	223,090.720
NAB	NATIONAL AUSTRALIA BANK LIMITED	26.370		3,630	95,723.100
NWH	NRW HOLDINGS LIMITED	2.530		1,590	4,022.700
ORG	ORIGIN ENERGY LIMITED	8.410		910	7,653.100
RIO	RIO TINTO LIMITED	114.690		567	65,029.230
S32	SOUTH32 LIMITED	3.760		345	1,297.200
SGR	THE STAR ENTERTAINMENT GROUP LIMITED	1.155		3,259	3,764.145
SQ2	BLOCK INC.	96.890		62	6,007.180
SUN	SUNCORP GROUP LIMITED	13.490		9,855	132,943.950
TAH	TABCORP HOLDINGS LIMITED	1.110		6,968	7,734.480
TLC	THE LOTTERY CORPORATION LIMITED	5.130		6,422	32,944.860
TLS	TELSTRA GROUP LIMITED	4.300		6,673	28,693.900
TWE	TREASURY WINE ESTATES LIMITED	11.230		1,953	21,932.190
VUK	VIRGIN MONEY UK PLC	2.850		583	1,661.550
WBC	WESTPAC BANKING CORPORATION	21.340		1,200	25,608.000
WDS	WOODSIDE ENERGY GROUP LTD	34.440		511	17,598.840
WES	WESFARMERS LIMITED	49.340		2,498	123,251.320
WOW	WOOLWORTHS GROUP LIMITED	39.730		279	11,084.670
Total					1,127,447.165

While every effort has been made to provide you with an accurate transaction summary, we give no warranty of accuracy or reliability and take no responsibility for any errors or omissions including by negligence. You should confirm the information, holdings and valuations contained herein. All prices and values are denominated in AUD unless otherwise indicated. CMC Markets Stockbroking is the trading name of CMC Markets Stockbroking Limited (ABN 69 081 002 851, AFSL No. 246381), a Participant of the Australian Stock Exchange (ASX Group).

ANZ BUSINESS ESSENTIALS STATEMENT

Account Number 4786-55946

Transaction Details

Please retain this statement for taxation purposes

Date	Transaction Details	Withdrawals (\$)	Deposits (\$)	Balance (\$)
2023				
27 JUN	OPENING BALANCE			152,813.10
30 JUN	CREDIT INTEREST PAID		1.23	152,814.33
TOTALS AT END OF PAGE		\$0.00	\$1.23	
TOTALS AT END OF PERIOD		\$0.00	\$1.23	\$152,814.33

This Statement Includes

Interest earned on deposits	\$1.23
-----------------------------	--------

Yearly Summary

Previous Year to 30/06/2023 (\$)

Interest earned on deposits	10.93
-----------------------------	-------

Fee Summary

Fees Charged for period: 01 JUN 2023 to 30 JUN 2023

Summary of ANZ Transaction Fees	Transactions		Fee Per Transaction (\$)	Total Charge (\$)
	Total	Free Additional		
Transaction Fees				
EFTPOS/PHONE BANKING WDL	6.00	6.00	0.60	0.00
Total Transaction Fees Charged				\$0.00

Please note: Overseas transaction fees, overseas ATM fees and non ANZ ATM operator fees not included

Please note: Your fee cycle may not always reconcile with your statement cycle. This statement date ends on 27/07/23 and the monthly fee cycle, as appears above, ended on 30/06/23.

Summary of Relationship Benefit for this account Amount (\$)

Your Relationship Benefit **3.60**

This is made up of:

Value of Free Transactions 3.60



ANZ BUSINESS ESSENTIALS STATEMENT

STATEMENT NUMBER 176

27 JUNE 2023 TO 27 JULY 2023

THE TRUSTEES
THE J FUND
34 RAMSAY CRES
PELICAN WATERS QLD 4551

WELCOME TO YOUR ANZ ACCOUNT AT A GLANCE

Account Details

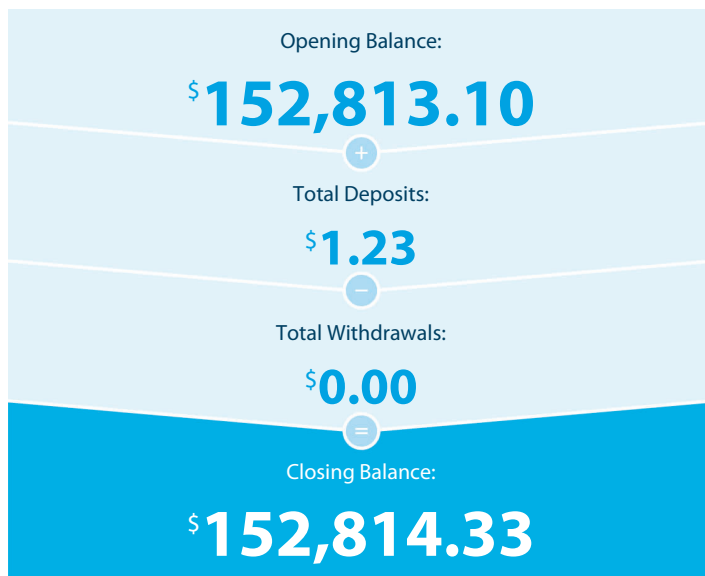
BRUCE EDWARD JAY & KIM TANIA JAY
ATF THE J FUND

Branch Number (BSB)

014-531

Account Number

4786-55946



NEED TO GET IN TOUCH?



ANZ Internet Banking
anz.com

OR



Enquiries: 13 13 14
Lost/Stolen Cards: 1800 033 844

ANZ BUSINESS ESSENTIALS STATEMENT

Account Number 4786-55946

Transaction Details

Please retain this statement for taxation purposes

Date	Transaction Details	Withdrawals (\$)	Deposits (\$)	Balance (\$)
2023				
26 MAY	OPENING BALANCE			115,129.86
31 MAY	CREDIT INTEREST PAID		1.04	115,130.90
02 JUN	TRANSFER FROM SUPERCHOICE P/L PC290523-150845819		1,047.12	116,178.02
02 JUN	TRANSFER FROM SUPERCHOICE P/L PC290523-150845821		2,416.44	118,594.46
02 JUN	TRANSFER FROM SUPERCHOICE P/L PC290523-150845811		11,793.14	130,387.60
02 JUN	TRANSFER FROM SUPERCHOICE P/L PC290523-150845812		20,693.72	151,081.32
23 JUN	TRANSFER FROM SUPERCHOICE P/L PC190623-103952939		523.56	151,604.88
23 JUN	TRANSFER FROM SUPERCHOICE P/L PC190623-103952945		1,208.22	152,813.10
TOTALS AT END OF PAGE		\$0.00	\$37,683.24	
TOTALS AT END OF PERIOD		\$0.00	\$37,683.24	\$152,813.10

This Statement Includes

Interest earned on deposits	\$1.04
-----------------------------	--------



ANZ BUSINESS ESSENTIALS STATEMENT

STATEMENT NUMBER 175

26 MAY 2023 TO 27 JUNE 2023

THE TRUSTEES
THE J FUND
34 RAMSAY CRES
PELICAN WATERS QLD 4551

WELCOME TO YOUR ANZ ACCOUNT AT A GLANCE

Account Details

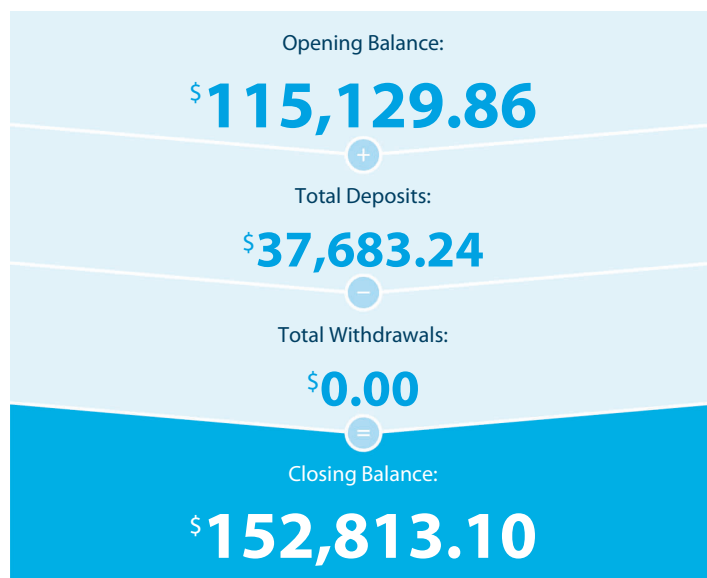
BRUCE EDWARD JAY & KIM TANIA JAY
ATF THE J FUND

Branch Number (BSB)

014-531

Account Number

4786-55946



NEED TO GET IN TOUCH?



ANZ Internet Banking
anz.com

OR



Enquiries: 13 13 14
Lost/Stolen Cards: 1800 033 844

ANZ BUSINESS ESSENTIALS STATEMENT

Account Number 4786-55946

Transaction Details

Please retain this statement for taxation purposes

Date	Transaction Details	Withdrawals (\$)	Deposits (\$)	Balance (\$)
2023				
27 APR	OPENING BALANCE			115,129.01
28 APR	CREDIT INTEREST PAID		0.85	115,129.86
TOTALS AT END OF PAGE		\$0.00	\$0.85	
TOTALS AT END OF PERIOD		\$0.00	\$0.85	\$115,129.86

This Statement Includes

Interest earned on deposits	\$0.85
-----------------------------	--------

Fee Summary

Fees Charged for period: 01 APR 2023 to 28 APR 2023

Summary of ANZ Transaction Fees	Transactions		Fee Per Transaction (\$)	Total Charge (\$)
	Total	Free Additional		
Transaction Fees				
EFTPOS/PHONE BANKING WDL	2.00	2.00	0.60	0.00
Total Transaction Fees Charged				\$0.00

Please note: Overseas transaction fees, overseas ATM fees and non ANZ ATM operator fees not included

Please note: Your fee cycle may not always reconcile with your statement cycle. This statement date ends on 26/05/23 and the monthly fee cycle, as appears above, ended on 28/04/23.

Summary of Relationship Benefit for this account	Amount (\$)
Your Relationship Benefit	1.20
This is made up of:	
Value of Free Transactions	1.20



ANZ BUSINESS ESSENTIALS STATEMENT

STATEMENT NUMBER 174

27 APRIL 2023 TO 26 MAY 2023

THE TRUSTEES
THE J FUND
34 RAMSAY CRES
PELICAN WATERS QLD 4551

WELCOME TO YOUR ANZ ACCOUNT AT A GLANCE

Account Details

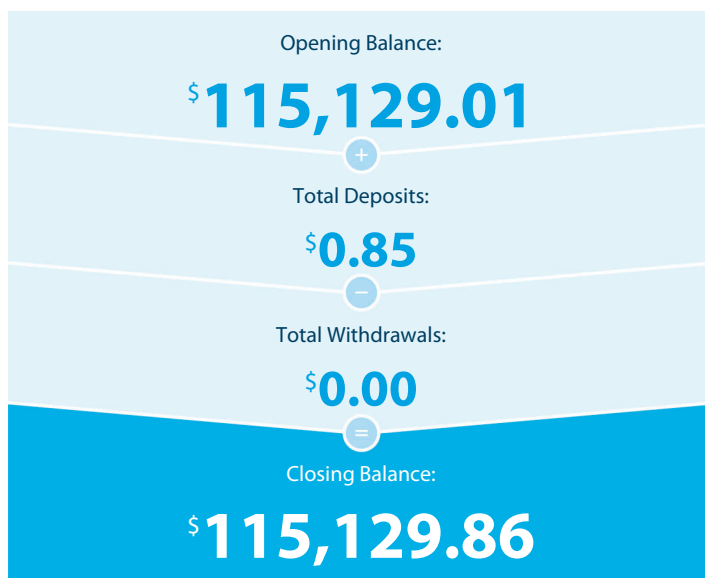
BRUCE EDWARD JAY & KIM TANIA JAY
ATF THE J FUND

Branch Number (BSB)

014-531

Account Number

4786-55946



NEED TO GET IN TOUCH?



ANZ Internet Banking
anz.com

OR



Enquiries: 13 13 14
Lost/Stolen Cards: 1800 033 844

ANZ BUSINESS ESSENTIALS STATEMENT

Account Number 4786-55946

Transaction Details

Please retain this statement for taxation purposes

Date	Transaction Details	Withdrawals (\$)	Deposits (\$)	Balance (\$)
2023				
27 MAR	OPENING BALANCE			109,932.73
31 MAR	CREDIT INTEREST PAID		0.94	109,933.67
21 APR	TRANSFER FROM SUPERCHOICE P/L PC170423-160288581		1,570.68	111,504.35
21 APR	TRANSFER FROM SUPERCHOICE P/L PC170423-160288583		3,624.66	115,129.01
TOTALS AT END OF PAGE		\$0.00	\$5,196.28	
TOTALS AT END OF PERIOD		\$0.00	\$5,196.28	\$115,129.01

This Statement Includes

Interest earned on deposits	\$0.94
-----------------------------	--------

IMPORTANT INFORMATION

PLEASE CHECK THE ENTRIES AND CALL 13 13 14 REGARDING ANY ERRORS ON THIS STATEMENT.

All entries generated are subject to authorisation and verification, and if necessary, adjustments will appear on a later statement.

Further information in relation to this product (including details of benefits or fees and charges) is available on request and you can access this information by reviewing the Terms and Conditions, and Fees and Charges brochures which can be found at anz.com or by calling **13 13 14**.

If you have a complaint about an ANZ product or service, please contact us and we will try to resolve the issue as quickly as possible. Our customer complaints guide is available at <https://www.anz.com.au/support/contact-us/compliments-suggestions-complaints/>, alternatively you may wish to:

- | | | |
|--|---|--|
| <p>Call us:</p> <ul style="list-style-type: none"> • General enquiries 13 13 14 • If you're overseas +61 3 9683 9999 • ANZ Complaint Resolution Team on 1800 805 154 • If you're deaf, hard of hearing and/or have a speech impairment, call 133 677 or visit the National Relay Service at: https://nrschat.nrscall.gov.au/nrs/internetrelay | <p>Write to us:</p> <p>ANZ Complaint Resolution Team
Locked Bag 4050,
South Melbourne VIC 3205
or ANZ online complaints form:
https://www.anz.com.au/support/contact-us/compliments-suggestions-complaints/feedback/</p> | <p>Visit us:</p> <p>At your nearest ANZ branch.
If you have a Relationship Manager, please feel free to contact them.</p> |
|--|---|--|

If an issue has not been resolved to your satisfaction, you can lodge a complaint with the Australian Financial Complaints Authority (**AFCA**). AFCA provides fair and independent financial services complaint resolution that is free to consumers.

- | | |
|--|--|
| <p>Call: 1800 931 678 (free call within Australia),
or +61 1800 931 678 (International)</p> <p>Online: Email: info@afca.org.au
Web: www.afca.org.au</p> | <p>Write to: Australian Financial Complaints Authority Limited
GPO Box 3,
Melbourne VIC 3001</p> |
|--|--|



ANZ BUSINESS ESSENTIALS STATEMENT

STATEMENT NUMBER 173
27 MARCH 2023 TO 27 APRIL 2023

THE TRUSTEES
THE J FUND
34 RAMSAY CRES
PELICAN WATERS QLD 4551

WELCOME TO YOUR ANZ ACCOUNT AT A GLANCE

Account Details

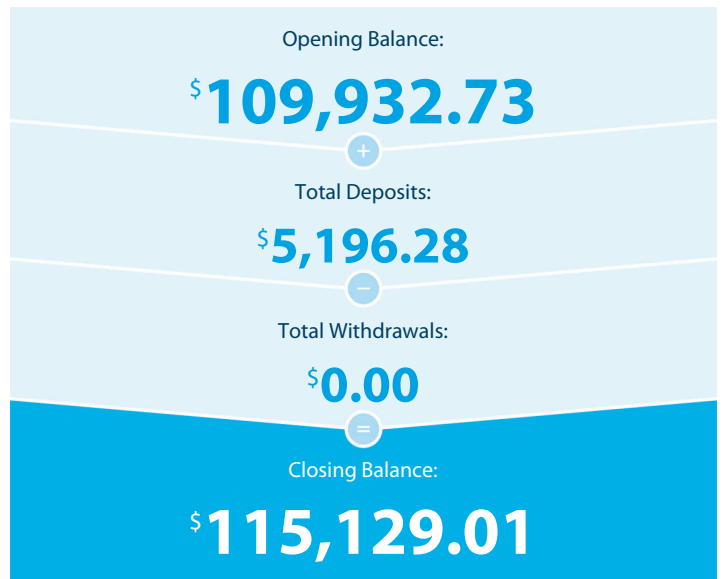
BRUCE EDWARD JAY & KIM TANIA JAY
ATF THE J FUND

Branch Number (BSB)

014-531

Account Number

4786-55946



NEED TO GET IN TOUCH?



ANZ Internet Banking
anz.com

OR



Enquiries: 13 13 14
Lost/Stolen Cards: 1800 033 844



ANZ BUSINESS ESSENTIALS STATEMENT

STATEMENT NUMBER 172
27 FEBRUARY 2023 TO 27 MARCH 2023

THE TRUSTEES
THE J FUND
34 RAMSAY CRES
PELICAN WATERS QLD 4551

WELCOME TO YOUR ANZ ACCOUNT AT A GLANCE

Account Details

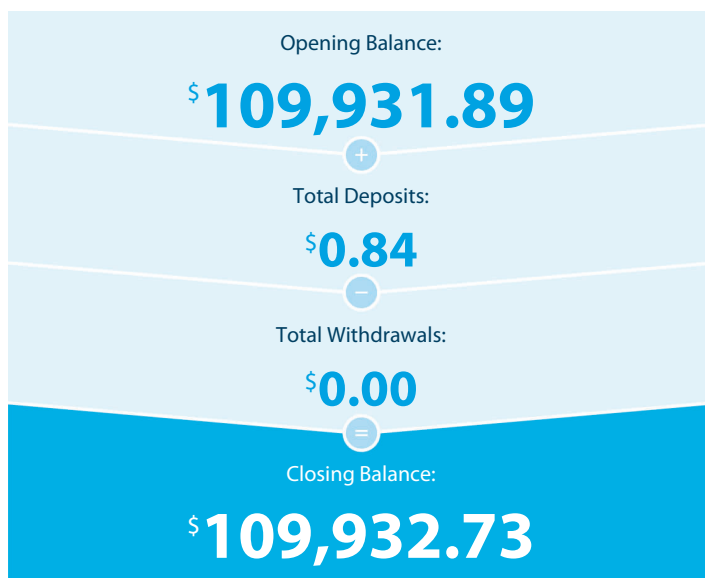
BRUCE EDWARD JAY & KIM TANIA JAY
ATF THE J FUND

Branch Number (BSB)

014-531

Account Number

4786-55946



NEED TO GET IN TOUCH?



ANZ Internet Banking
anz.com

OR



Enquiries: 13 13 14
Lost/Stolen Cards: 1800 033 844

ANZ BUSINESS ESSENTIALS STATEMENT

Account Number 4786-55946

Transaction Details

Please retain this statement for taxation purposes

Date	Transaction Details	Withdrawals (\$)	Deposits (\$)	Balance (\$)
2023				
27 FEB	OPENING BALANCE			109,931.89
28 FEB	CREDIT INTEREST PAID		0.84	109,932.73
	TOTALS AT END OF PAGE	\$0.00	\$0.84	
	TOTALS AT END OF PERIOD	\$0.00	\$0.84	\$109,932.73

This Statement Includes

Interest earned on deposits	\$0.84
-----------------------------	--------

Fee Summary

Fees Charged for period: 01 FEB 2023 to 28 FEB 2023

Summary of ANZ Transaction Fees

	Transactions		Fee Per Transaction (\$)	Total Charge (\$)
	Total	Free Additional		
Transaction Fees				
INTERNET/ONLINE WDL	1.00	1.00	0.60	0.00
Total Transaction Fees Charged				\$0.00

Please note: Overseas transaction fees, overseas ATM fees and non ANZ ATM operator fees not included

Please note: Your fee cycle may not always reconcile with your statement cycle. This statement date ends on 27/03/23 and the monthly fee cycle, as appears above, ended on 28/02/23.

Summary of Relationship Benefit for this account

Amount (\$)

Your Relationship Benefit **0.60**

This is made up of:

Value of Free Transactions **0.60**

ANZ BUSINESS ESSENTIALS STATEMENT

Account Number 4786-55946

Transaction Details

Please retain this statement for taxation purposes

Date	Transaction Details	Withdrawals (\$)	Deposits (\$)	Balance (\$)
2023				
27 JAN	OPENING BALANCE			104,619.74
30 JAN	TRANSFER FROM SUPERCHOICE P/L PC230123-197560758		1,832.46	106,452.20
30 JAN	TRANSFER FROM SUPERCHOICE P/L PC230123-197560759		4,228.77	110,680.97
31 JAN	CREDIT INTEREST PAID		0.92	110,681.89
27 FEB	ANZ INTERNET BANKING BPAY TAX OFFICE PAYMENT {718049} EFFECTIVE DATE 25 FEB 2023	750.00		109,931.89
TOTALS AT END OF PAGE		\$750.00	\$6,062.15	
TOTALS AT END OF PERIOD		\$750.00	\$6,062.15	\$109,931.89

This Statement Includes

Interest earned on deposits	\$0.92
-----------------------------	--------

Fee Summary

Fees Charged for period: 31 DEC 2022 to 31 JAN 2023

Summary of ANZ Transaction Fees	Transactions		Fee Per Transaction (\$)	Total Charge (\$)
	Total	Free Additional		
Transaction Fees				
EFTPOS/PHONE BANKING WDL	3.00	3.00	0.60	0.00
Total Transaction Fees Charged				\$0.00

Please note: Overseas transaction fees, overseas ATM fees and non ANZ ATM operator fees not included

Please note: Your fee cycle may not always reconcile with your statement cycle. This statement date ends on 27/02/23 and the monthly fee cycle, as appears above, ended on 31/01/23.

Summary of Relationship Benefit for this account	Amount (\$)
Your Relationship Benefit	1.80
This is made up of:	
Value of Free Transactions	1.80



ANZ BUSINESS ESSENTIALS STATEMENT

STATEMENT NUMBER 171

27 JANUARY 2023 TO 27 FEBRUARY 2023

THE TRUSTEES
THE J FUND
34 RAMSAY CRES
PELICAN WATERS QLD 4551

WELCOME TO YOUR ANZ ACCOUNT AT A GLANCE

Account Details

BRUCE EDWARD JAY & KIM TANIA JAY
ATF THE J FUND

Branch Number (BSB)

014-531

Account Number

4786-55946



NEED TO GET IN TOUCH?



ANZ Internet Banking
anz.com

OR



Enquiries: 13 13 14
Lost/Stolen Cards: 1800 033 844

ANZ BUSINESS ESSENTIALS STATEMENT

Account Number 4786-55946

Transaction Details

Please retain this statement for taxation purposes

Date	Transaction Details	Withdrawals (\$)	Deposits (\$)	Balance (\$)
2022				
23 DEC	OPENING BALANCE			103,911.24
30 DEC	CREDIT INTEREST PAID		0.85	103,912.09
2023				
23 JAN	TRANSFER FROM ATO ATO005000017478108		707.65	104,619.74
TOTALS AT END OF PAGE		\$0.00	\$708.50	
TOTALS AT END OF PERIOD		\$0.00	\$708.50	\$104,619.74

This Statement Includes

Interest earned on deposits	\$0.85
-----------------------------	--------

IMPORTANT INFORMATION

PLEASE CHECK THE ENTRIES AND CALL 13 13 14 REGARDING ANY ERRORS ON THIS STATEMENT.

All entries generated are subject to authorisation and verification, and if necessary, adjustments will appear on a later statement.

Further information in relation to this product (including details of benefits or fees and charges) is available on request and you can access this information by reviewing the Terms and Conditions, and Fees and Charges brochures which can be found at anz.com or by calling **13 13 14**.

If you have a complaint about an ANZ product or service, please contact us and we will try to resolve the issue as quickly as possible. Our customer complaints guide is available at <https://www.anz.com.au/support/contact-us/compliments-suggestions-complaints/>, alternatively you may wish to:

- Call us:**
- General enquiries **13 13 14**
 - If you're overseas **+61 3 9683 9999**
 - ANZ Complaint Resolution Team on **1800 805 154**
 - If you're deaf, hard of hearing and/or have a speech impairment, call **133 677** or visit the **National Relay Service** at: <https://nrschat.nrscall.gov.au/nrs/internetrelay>

- Write to us:** ANZ Complaint Resolution Team
Locked Bag 4050,
South Melbourne VIC 3205
or **ANZ online complaints form:**
<https://www.anz.com.au/support/contact-us/compliments-suggestions-complaints/feedback/>

- Visit us:** At your nearest ANZ branch.
If you have a Relationship Manager, please feel free to contact them.

If an issue has not been resolved to your satisfaction, you can lodge a complaint with the Australian Financial Complaints Authority (AFCA). AFCA provides fair and independent financial services complaint resolution that is free to consumers.

- Call:** **1800 931 678** (free call within Australia), or **+61 1800 931 678** (International)
Online: Email: info@afca.org.au
Web: www.afca.org.au
- Write to:** **Australian Financial Complaints Authority Limited**
GPO Box 3,
Melbourne VIC 3001



ANZ BUSINESS ESSENTIALS STATEMENT

STATEMENT NUMBER 170

23 DECEMBER 2022 TO 27 JANUARY 2023

THE TRUSTEES
THE J FUND
34 RAMSAY CRES
PELICAN WATERS QLD 4551

WELCOME TO YOUR ANZ ACCOUNT AT A GLANCE

Account Details

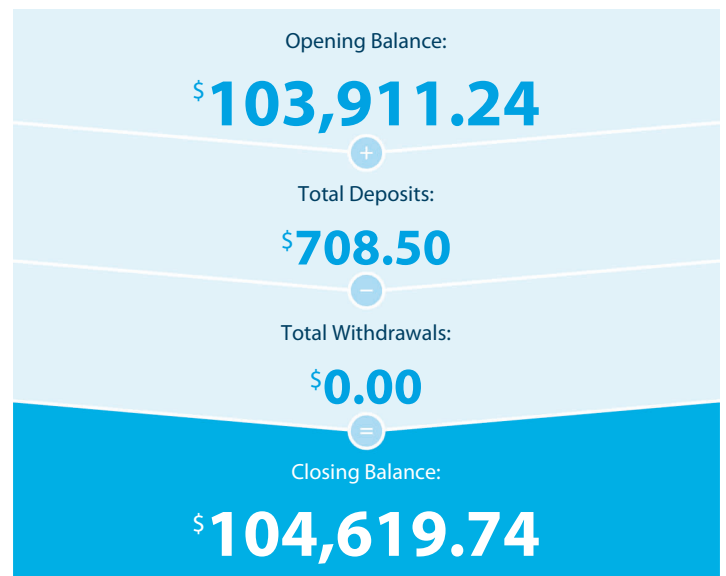
BRUCE EDWARD JAY & KIM TANIA JAY
ATF THE J FUND

Branch Number (BSB)

014-531

Account Number

4786-55946



NEED TO GET IN TOUCH?



ANZ Internet Banking
anz.com

OR



Enquiries: 13 13 14
Lost/Stolen Cards: 1800 033 844

ANZ BUSINESS ESSENTIALS STATEMENT

Account Number 4786-55946

Transaction Details

Please retain this statement for taxation purposes

Date	Transaction Details	Withdrawals (\$)	Deposits (\$)	Balance (\$)
2022				
25 NOV	OPENING BALANCE			103,910.38
30 NOV	CREDIT INTEREST PAID		0.86	103,911.24
TOTALS AT END OF PAGE		\$0.00	\$0.86	
TOTALS AT END OF PERIOD		\$0.00	\$0.86	\$103,911.24

This Statement Includes

Interest earned on deposits	\$0.86
-----------------------------	--------

Fee Summary

Fees Charged for period: 01 NOV 2022 to 30 NOV 2022

Summary of ANZ Transaction Fees

	Transactions		Fee Per Transaction (\$)	Total Charge (\$)
	Total	Free Additional		
Transaction Fees				
INTERNET/ONLINE WDL	1.00	1.00	0.60	0.00
Total Transaction Fees Charged				\$0.00

Please note: Overseas transaction fees, overseas ATM fees and non ANZ ATM operator fees not included

Please note: Your fee cycle may not always reconcile with your statement cycle. This statement date ends on 23/12/22 and the monthly fee cycle, as appears above, ended on 30/11/22.

Summary of Relationship Benefit for this account	Amount (\$)
Your Relationship Benefit	0.60
This is made up of:	
Value of Free Transactions	0.60



ANZ BUSINESS ESSENTIALS STATEMENT

STATEMENT NUMBER 169

25 NOVEMBER 2022 TO 23 DECEMBER 2022

THE TRUSTEES
THE J FUND
34 RAMSAY CRES
PELICAN WATERS QLD 4551

WELCOME TO YOUR ANZ ACCOUNT AT A GLANCE

Account Details

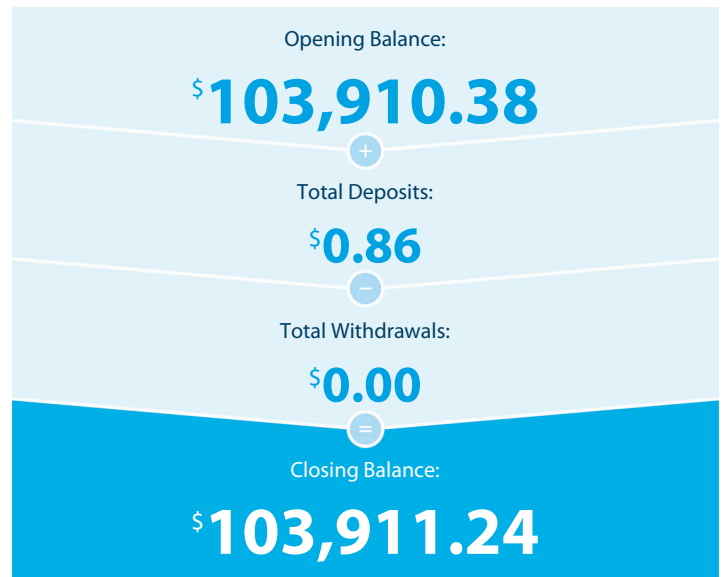
BRUCE EDWARD JAY & KIM TANIA JAY
ATF THE J FUND

Branch Number (BSB)

014-531

Account Number

4786-55946



NEED TO GET IN TOUCH?



ANZ Internet Banking
anz.com

OR



Enquiries: 13 13 14
Lost/Stolen Cards: 1800 033 844

ANZ BUSINESS ESSENTIALS STATEMENT

Account Number 4786-55946

Transaction Details

Please retain this statement for taxation purposes

Date	Transaction Details	Withdrawals (\$)	Deposits (\$)	Balance (\$)
2022				
27 OCT	OPENING BALANCE			104,659.51
31 OCT	CREDIT INTEREST PAID		0.87	104,660.38
21 NOV	ANZ INTERNET BANKING BPAY TAX OFFICE PAYMENT {817800} EFFECTIVE DATE 20 NOV 2022	750.00		103,910.38
TOTALS AT END OF PAGE		\$750.00	\$0.87	
TOTALS AT END OF PERIOD		\$750.00	\$0.87	\$103,910.38

This Statement Includes

Interest earned on deposits	\$0.87
-----------------------------	--------

Fee Summary

Fees Charged for period: 01 OCT 2022 to 31 OCT 2022

Summary of ANZ Transaction Fees

	Transactions		Fee Per Transaction (\$)	Total Charge (\$)
	Total	Free Additional		
Transaction Fees				
EFTPOS/PHONE BANKING WDL	2.00	2.00	0.60	0.00
Total Transaction Fees Charged				\$0.00

Please note: Overseas transaction fees, overseas ATM fees and non ANZ ATM operator fees not included

Please note: Your fee cycle may not always reconcile with your statement cycle. This statement date ends on 25/11/22 and the monthly fee cycle, as appears above, ended on 31/10/22.

Summary of Relationship Benefit for this account Amount (\$)

Your Relationship Benefit **1.20**

This is made up of:

Value of Free Transactions 1.20



ANZ BUSINESS ESSENTIALS STATEMENT

STATEMENT NUMBER 168

27 OCTOBER 2022 TO 25 NOVEMBER 2022

THE TRUSTEES
THE J FUND
34 RAMSAY CRES
PELICAN WATERS QLD 4551

WELCOME TO YOUR ANZ ACCOUNT AT A GLANCE

Account Details

BRUCE EDWARD JAY & KIM TANIA JAY
ATF THE J FUND

Branch Number (BSB)

014-531

Account Number

4786-55946



NEED TO GET IN TOUCH?



ANZ Internet Banking
anz.com

OR



Enquiries: 13 13 14
Lost/Stolen Cards: 1800 033 844

ANZ BUSINESS ESSENTIALS STATEMENT

Account Number 4786-55946

Transaction Details

Please retain this statement for taxation purposes

Date	Transaction Details	Withdrawals (\$)	Deposits (\$)	Balance (\$)
2022				
27 SEP	OPENING BALANCE			99,463.35
30 SEP	CREDIT INTEREST PAID		0.82	99,464.17
14 OCT	TRANSFER FROM SUPERCHOICE P/L PC101022-136404812		1,570.68	101,034.85
14 OCT	TRANSFER FROM SUPERCHOICE P/L PC101022-136404815		3,624.66	104,659.51
	TOTALS AT END OF PAGE	\$0.00	\$5,196.16	
	TOTALS AT END OF PERIOD	\$0.00	\$5,196.16	\$104,659.51

This Statement Includes

Interest earned on deposits	\$0.82
-----------------------------	--------

IMPORTANT INFORMATION

PLEASE CHECK THE ENTRIES AND CALL 13 13 14 REGARDING ANY ERRORS ON THIS STATEMENT.

All entries generated are subject to authorisation and verification, and if necessary, adjustments will appear on a later statement.

Further information in relation to this product (including details of benefits or fees and charges) is available on request and you can access this information by reviewing the Terms and Conditions, and Fees and Charges brochures which can be found at anz.com or by calling **13 13 14**.

If you have a complaint about an ANZ product or service, please contact us and we will try to resolve the issue as quickly as possible. Our customer complaints guide is available at <https://www.anz.com.au/support/contact-us/compliments-suggestions-complaints/>, alternatively you may wish to:

- Call us:**
- General enquiries **13 13 14**
 - If you're overseas **+61 3 9683 9999**
 - ANZ Complaint Resolution Team on **1800 805 154**
 - If you're deaf, hard of hearing and/or have a speech impairment, call **133 677** or visit the **National Relay Service** at: <https://nrschat.nrscall.gov.au/nrs/internetrelay>

Write to us: ANZ Complaint Resolution Team
Locked Bag 4050,
South Melbourne VIC 3205
or **ANZ online complaints form:**
<https://www.anz.com.au/support/contact-us/compliments-suggestions-complaints/feedback/>

Visit us: At your nearest ANZ branch.
If you have a Relationship Manager, please feel free to contact them.

If an issue has not been resolved to your satisfaction, you can lodge a complaint with the Australian Financial Complaints Authority (**AFCA**). AFCA provides fair and independent financial services complaint resolution that is free to consumers.

Call: **1800 931 678** (free call within Australia), or **+61 1800 931 678** (International)
Online: Email: info@afca.org.au
Web: www.afca.org.au

Write to: **Australian Financial Complaints Authority Limited**
GPO Box 3,
Melbourne VIC 3001



ANZ BUSINESS ESSENTIALS STATEMENT

STATEMENT NUMBER 167

27 SEPTEMBER 2022 TO 27 OCTOBER 2022

THE TRUSTEES
THE J FUND
34 RAMSAY CRES
PELICAN WATERS QLD 4551

WELCOME TO YOUR ANZ ACCOUNT AT A GLANCE

Account Details

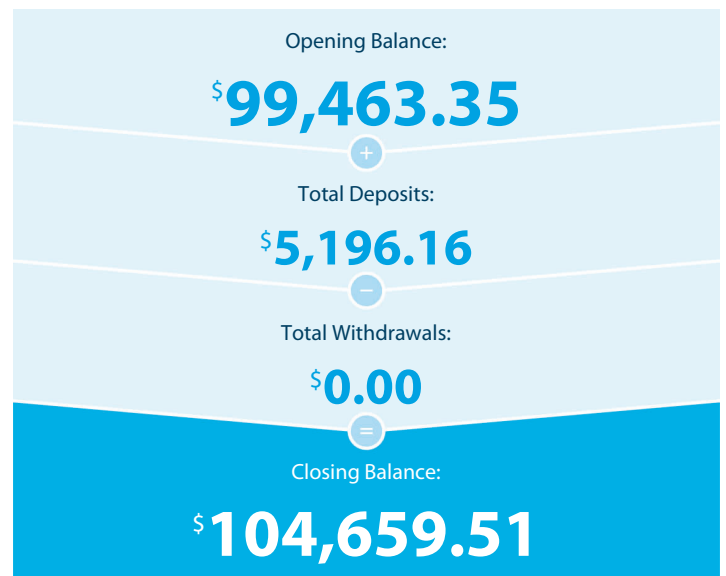
BRUCE EDWARD JAY & KIM TANIA JAY
ATF THE J FUND

Branch Number (BSB)

014-531

Account Number

4786-55946



NEED TO GET IN TOUCH?



ANZ Internet Banking
anz.com

OR



Enquiries: 13 13 14
Lost/Stolen Cards: 1800 033 844

ANZ BUSINESS ESSENTIALS STATEMENT

Account Number 4786-55946

Transaction Details

Please retain this statement for taxation purposes

Date	Transaction Details	Withdrawals (\$)	Deposits (\$)	Balance (\$)
2022				
26 AUG	OPENING BALANCE			99,462.45
31 AUG	CREDIT INTEREST PAID		0.90	99,463.35
TOTALS AT END OF PAGE		\$0.00	\$0.90	
TOTALS AT END OF PERIOD		\$0.00	\$0.90	\$99,463.35

This Statement Includes

Interest earned on deposits	\$0.90
-----------------------------	--------

Fee Summary

Fees Charged for period: 30 JUL 2022 to 31 AUG 2022

Summary of ANZ Transaction Fees	Transactions		Fee Per Transaction (\$)	Total Charge (\$)
	Total	Free Additional		
Transaction Fees				
INTERNET/ONLINE WDL	1.00	1.00	0.60	0.00
Total Transaction Fees Charged				\$0.00

Please note: Overseas transaction fees, overseas ATM fees and non ANZ ATM operator fees not included

Please note: Your fee cycle may not always reconcile with your statement cycle. This statement date ends on 27/09/22 and the monthly fee cycle, as appears above, ended on 31/08/22.

Summary of Relationship Benefit for this account	Amount (\$)
Your Relationship Benefit	0.60
This is made up of:	
Value of Free Transactions	0.60



ANZ BUSINESS ESSENTIALS STATEMENT

STATEMENT NUMBER 166
26 AUGUST 2022 TO 27 SEPTEMBER 2022

THE TRUSTEES
THE J FUND
34 RAMSAY CRES
PELICAN WATERS QLD 4551

WELCOME TO YOUR ANZ ACCOUNT AT A GLANCE

Account Details

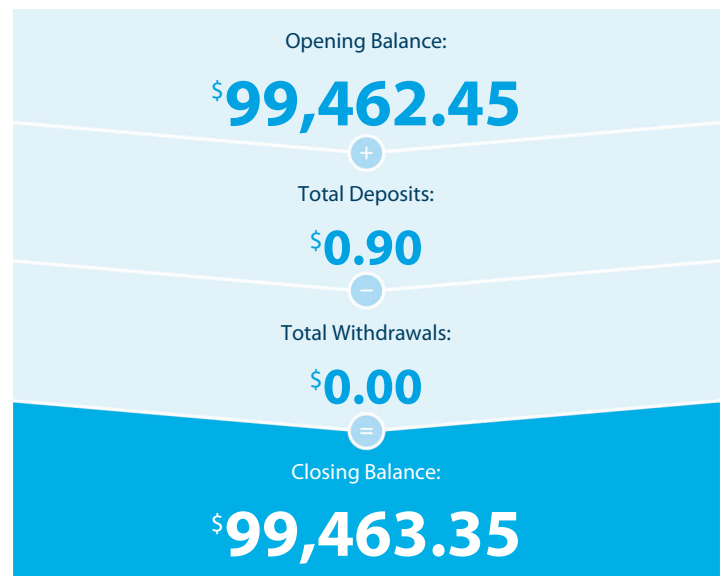
BRUCE EDWARD JAY & KIM TANIA JAY
ATF THE J FUND

Branch Number (BSB)

014-531

Account Number

4786-55946



NEED TO GET IN TOUCH?



ANZ Internet Banking
anz.com

OR



Enquiries: 13 13 14
Lost/Stolen Cards: 1800 033 844

ANZ BUSINESS ESSENTIALS STATEMENT

Account Number 4786-55946

Transaction Details

A2

Please retain this statement for taxation purposes

Date	Transaction Details	Withdrawals (\$)	Deposits (\$)	Balance (\$)
2022				
27 JUL	OPENING BALANCE			102,202.14
29 JUL	CREDIT INTEREST PAID		0.81	102,202.95
03 AUG	ANZ INTERNET BANKING BPAY 2022 ANZ PAITREO {703072}	2,740.50		99,462.45
	TOTALS AT END OF PAGE	\$2,740.50	\$0.81	
	TOTALS AT END OF PERIOD	\$2,740.50	\$0.81	\$99,462.45

This Statement Includes

Interest earned on deposits	\$0.81
-----------------------------	--------

Fee Summary

Fees Charged for period: 01 JUL 2022 to 29 JUL 2022

Summary of ANZ Transaction Fees	Transactions		Fee Per Transaction (\$)	Total Charge (\$)
	Total	Free Additional		
Transaction Fees				
INTERNET/ONLINE WDL	1.00	1.00	0.60	0.00
Total Transaction Fees Charged				\$0.00

Please note: Overseas transaction fees, overseas ATM fees and non ANZ ATM operator fees not included

Please note: Your fee cycle may not always reconcile with your statement cycle. This statement date ends on 26/08/22 and the monthly fee cycle, as appears above, ended on 29/07/22.

Summary of Relationship Benefit for this account Amount (\$)

Your Relationship Benefit **0.60**

This is made up of:

Value of Free Transactions 0.60



ANZ BUSINESS ESSENTIALS STATEMENT

STATEMENT NUMBER 165
27 JULY 2022 TO 26 AUGUST 2022

THE TRUSTEES
THE J FUND
34 RAMSAY CRES
PELICAN WATERS QLD 4551

WELCOME TO YOUR ANZ ACCOUNT AT A GLANCE

Account Details

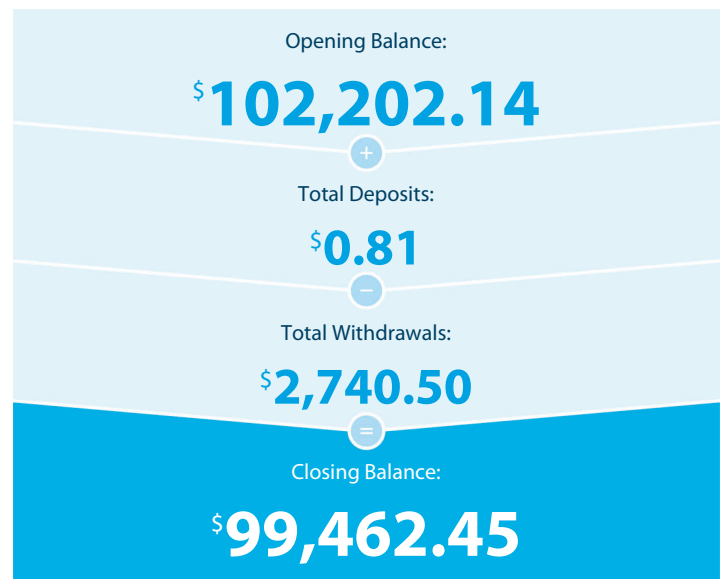
BRUCE EDWARD JAY & KIM TANIA JAY
ATF THE J FUND

Branch Number (BSB)

014-531

Account Number

4786-55946



NEED TO GET IN TOUCH?



ANZ Internet Banking
anz.com

OR



Enquiries: 13 13 14
Lost/Stolen Cards: 1800 033 844

ANZ BUSINESS ESSENTIALS STATEMENT

Account Number 4786-55946

Transaction Details

A2

Please retain this statement for taxation purposes

Date	Transaction Details	Withdrawals (\$)	Deposits (\$)	Balance (\$)
2022				
27 JUN	OPENING BALANCE			102,936.54
30 JUN	CREDIT INTEREST PAID		0.60	102,937.14
08 JUL	ANZ INTERNET BANKING BPAY TAX OFFICE PAYMENT {446340}	735.00		102,202.14
	TOTALS AT END OF PAGE	\$735.00	\$0.60	
	TOTALS AT END OF PERIOD	\$735.00	\$0.60	\$102,202.14

This Statement Includes

Interest earned on deposits	\$0.60
-----------------------------	--------

Yearly Summary

Previous Year to 30/06/2022 (\$)

Interest earned on deposits	14.24
-----------------------------	-------

Fee Summary

Fees Charged for period: 01 JUN 2022 to 30 JUN 2022

Summary of ANZ Transaction Fees

	Transactions		Fee Per Transaction (\$)	Total Charge (\$)
	Total	Free Additional		
Transaction Fees				
EFTPOS/PHONE BANKING WDL	4.00	4.00	0.60	0.00
Total Transaction Fees Charged				\$0.00

Please note: Overseas transaction fees, overseas ATM fees and non ANZ ATM operator fees not included

Please note: Your fee cycle may not always reconcile with your statement cycle. This statement date ends on 27/07/22 and the monthly fee cycle, as appears above, ended on 30/06/22.

Summary of Relationship Benefit for this account

Amount (\$)

Your Relationship Benefit	2.40
----------------------------------	-------------

This is made up of:

Value of Free Transactions	2.40
----------------------------	------



ANZ BUSINESS ESSENTIALS STATEMENT

STATEMENT NUMBER 164

27 JUNE 2022 TO 27 JULY 2022

THE TRUSTEES
THE J FUND
34 RAMSAY CRES
PELICAN WATERS QLD 4551

WELCOME TO YOUR ANZ ACCOUNT AT A GLANCE

Account Details

BRUCE EDWARD JAY & KIM TANIA JAY
ATF THE J FUND

Branch Number (BSB)

014-531

Account Number

4786-55946



NEED TO GET IN TOUCH?



ANZ Internet Banking
anz.com

OR



Enquiries: 13 13 14
Lost/Stolen Cards: 1800 033 844

ANZ CASH INVESTMENT ACCT STATEMENT

Account Number 4797-23859

Transaction Details

Please retain this statement for taxation purposes

Date	Transaction Details	Withdrawals (\$)	Deposits (\$)	Balance (\$)
2023				
20 JAN	OPENING BALANCE			56,195.92
15 MAR	DIVIDEND FROM VUK DIVIDEND MAR23/00879393		76.04	56,271.96
20 MAR	DIVIDEND FROM EDV DIV 001291014188		37.90	56,309.86
23 MAR	DIVIDEND FROM IAG DIVIDEND PYT INT23/01367523		66.36	56,376.22
23 MAR	DIVIDEND FROM TLC DIV 001293631769		577.98	56,954.20
24 MAR	DIVIDEND FROM ORIGIN ENERGY S00061795227		150.15	57,104.35
28 MAR	DIVIDEND FROM BSL ITM DIV 001293728992		64.75	57,169.10
29 MAR	DIVIDEND FROM AZJ LIMITED MAR23/00836457		175.00	57,344.10
29 MAR	DIVIDEND FROM ASX ITM DIV 001294720169		775.05	58,119.15
29 MAR	DIVIDEND FROM FMG DIVIDEND 001292083179		900.00	59,019.15
30 MAR	DIVIDEND FROM CBA DIV 001291528213		304.50	59,323.65
30 MAR	DIVIDEND FROM BHP GROUP DIV AI387/00336124		470.45	59,794.10
30 MAR	DIVIDEND FROM COLES GROUP LTD INT23/01073324		732.96	60,527.06
31 MAR	DIVIDEND FROM TLS ITM DIV 001293201863		567.20	61,094.26
05 APR	DIVIDEND FROM WOODSIDE FIN22/00817606		1,100.90	62,195.16
05 APR	TRANSFER FROM WOODSIDE RES23/00128777		19.19	62,214.35
06 APR	DIVIDEND FROM SOUTH32 DIVIDEND AI013/00963521		25.31	62,239.66
06 APR	DIVIDEND FROM NWH ITM DIV 001295068453		135.15	62,374.81
14 APR	DIVIDEND FROM COCHLEAR PAY APR23/00817132		88.35	62,463.16
21 JUN	DIVIDEND FROM VUK DIVIDEND JUN23/00878071		36.04	62,499.20
27 JUN	DIVIDEND FROM WBC DIVIDEND 001296444747		840.00	63,339.20
06 JUL	DIVIDEND FROM ALS LIMITED S00061795227		129.79	63,468.99
	TOTALS AT END OF PAGE	\$0.00	\$7,273.07	
	TOTALS AT END OF PERIOD	\$0.00	\$7,273.07	\$63,468.99



ANZ CASH INVESTMENT ACCT STATEMENT

STATEMENT NUMBER 29
20 JANUARY 2023 TO 20 JULY 2023

MR BRUCE EDWARD JAY
MRS KIM TANIA JAY
34 RAMSAY CRES
PELICAN WATERS QLD 4551

WELCOME TO YOUR ANZ ACCOUNT AT A GLANCE

Account Details

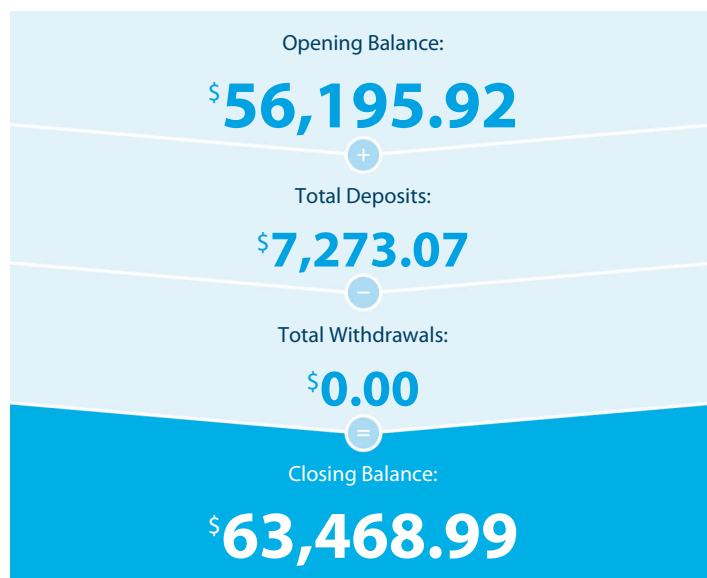
THE J FUND

Branch Number (BSB)

012-012

Account Number

4797-23859



NEED TO GET IN TOUCH?



ANZ Internet Banking
anz.com

OR



Enquiries: 133350
Lost/Stolen Cards: 1800 033 844

ANZ CASH INVESTMENT ACCT STATEMENT

Account Number 4797-23859

Transaction Details

Please retain this statement for taxation purposes

Date	Transaction Details	Withdrawals (\$)	Deposits (\$)	Balance (\$)
2022				
20 JUL	OPENING BALANCE			49,269.87
16 SEP	DIVIDEND FROM EDV DIV 001283137515		20.41	49,290.28
21 SEP	DIVIDEND FROM AZJ LIMITED SEP22/00836869		272.50	49,562.78
21 SEP	DIVIDEND FROM TLS FNL DIV 001282231161		567.20	50,129.98
23 SEP	DIVIDEND FROM BHP GROUP DIV AF386/00341577		880.38	51,010.36
27 SEP	DIVIDEND FROM AGL PAYMENT AUF22/00861131		618.50	51,628.86
28 SEP	DIVIDEND FROM COLES GROUP LTD FIN22/01078825		610.80	52,239.66
28 SEP	DIVIDEND FROM ASX FNL DIV 001284457286		800.40	53,040.06
29 SEP	DIVIDEND FROM CBA FNL DIV 001281020020		304.50	53,344.56
29 SEP	DIVIDEND FROM FMG DIVIDEND 001284011660		1,452.00	54,796.56
30 SEP	DIVIDEND FROM ORIGIN ENERGY S00061795227		150.15	54,946.71
12 OCT	DIVIDEND FROM BSL FNL DIV 001284716811		64.75	55,011.46
12 OCT	DIVIDEND FROM NWH FNL DIV 001284880167		111.30	55,122.76
13 OCT	DIVIDEND FROM SOUTH32 DIVIDEND RAU22/00966089		86.70	55,209.46
17 OCT	DIVIDEND FROM COCHLEAR PAY OCT22/00817683		82.65	55,292.11
16 DEC	DIVIDEND FROM ALS LIMITED S00061795227		135.81	55,427.92
20 DEC	DIVIDEND FROM WBC DIVIDEND 001286539978		768.00	56,195.92
	TOTALS AT END OF PAGE	\$0.00	\$6,926.05	
	TOTALS AT END OF PERIOD	\$0.00	\$6,926.05	\$56,195.92



ANZ CASH INVESTMENT ACCT STATEMENT

STATEMENT NUMBER 28

20 JULY 2022 TO 20 JANUARY 2023

MR BRUCE EDWARD JAY
MRS KIM TANIA JAY
34 RAMSAY CRES
PELICAN WATERS QLD 4551

WELCOME TO YOUR ANZ ACCOUNT AT A GLANCE

Account Details

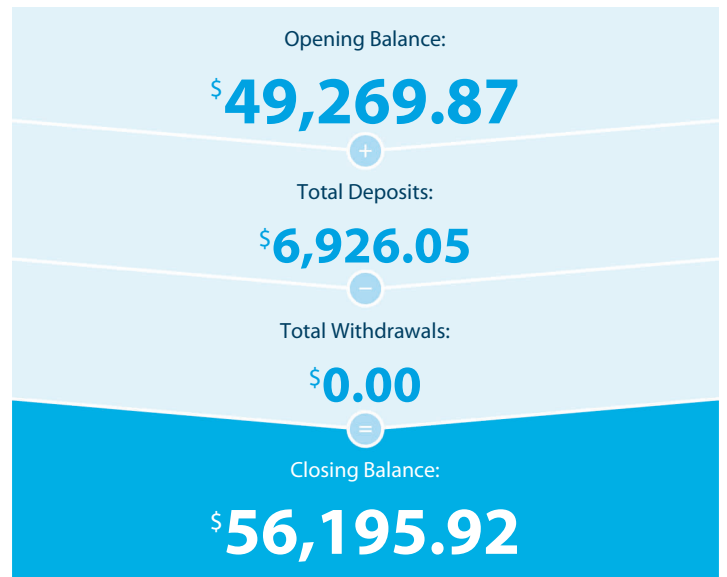
THE J FUND

Branch Number (BSB)

012-012

Account Number

4797-23859



NEED TO GET IN TOUCH?



ANZ Internet Banking
anz.com

OR



Enquiries: 133350
Lost/Stolen Cards: 1800 033 844

ANZ CASH INVESTMENT ACCT STATEMENT

Account Number 4797-23859

Transaction Details

Please retain this statement for taxation purposes

Date	Transaction Details	Withdrawals (\$)	Deposits (\$)	Balance (\$)
2022				
20 JAN	OPENING BALANCE			35,940.43
09 MAR	TRANSFER FROM SYD SCHEME PYMT AUD01/00846617		7,883.75	43,824.18
11 MAR	DIVIDEND FROM VUK DIVIDEND MAR22/00884431		11.10	43,835.28
23 MAR	DIVIDEND FROM ASX ITM DIV 001275071419		776.39	44,611.67
25 MAR	DIVIDEND FROM ORIGIN ENERGY S00061795227		113.75	44,725.42
28 MAR	DIVIDEND FROM EDV DIV 001273826553		33.13	44,758.55
28 MAR	DIVIDEND FROM BHP GROUP DIV AI385/00341673		717.79	45,476.34
29 MAR	DIVIDEND FROM BSL ITM DIV 001276084604		64.75	45,541.09
30 MAR	DIVIDEND FROM CBA ITM DIV 001272215494		253.75	45,794.84
30 MAR	DIVIDEND FROM AZJ LIMITED MAR22/00837953		262.50	46,057.34
30 MAR	DIVIDEND FROM FMG DIVIDEND 001273157041		1,032.00	47,089.34
31 MAR	DIVIDEND FROM COLES GROUP LTD INT22/01086103		671.88	47,761.22
01 APR	DIVIDEND FROM TLS ITM DIV 001274805023		533.84	48,295.06
07 APR	DIVIDEND FROM SOUTH32 DIVIDEND AI011/00966072		41.22	48,336.28
07 APR	DIVIDEND FROM NWH ITM DIV 001276324483		87.45	48,423.73
21 APR	DIVIDEND FROM COCHLEAR PAY APR22/00818132		88.35	48,512.08
21 JUN	DIVIDEND FROM VUK DIVIDEND JUN22/00882260		25.79	48,537.87
24 JUN	DIVIDEND FROM WBC DIVIDEND 001277985967		732.00	49,269.87
	TOTALS AT END OF PAGE	\$0.00	\$13,329.44	
	TOTALS AT END OF PERIOD	\$0.00	\$13,329.44	\$49,269.87

Yearly Summary

Previous Year to 30/06/2022 (\$)

Interest earned on deposits	1.13
-----------------------------	------



ANZ CASH INVESTMENT ACCT STATEMENT

STATEMENT NUMBER 27
20 JANUARY 2022 TO 20 JULY 2022

MR BRUCE EDWARD JAY
MRS KIM TANIA JAY
34 RAMSAY CRES
PELICAN WATERS QLD 4551

WELCOME TO YOUR ANZ ACCOUNT AT A GLANCE

Account Details

SHARE INVESTING LIMITED
THE J FUND

Branch Number (BSB)

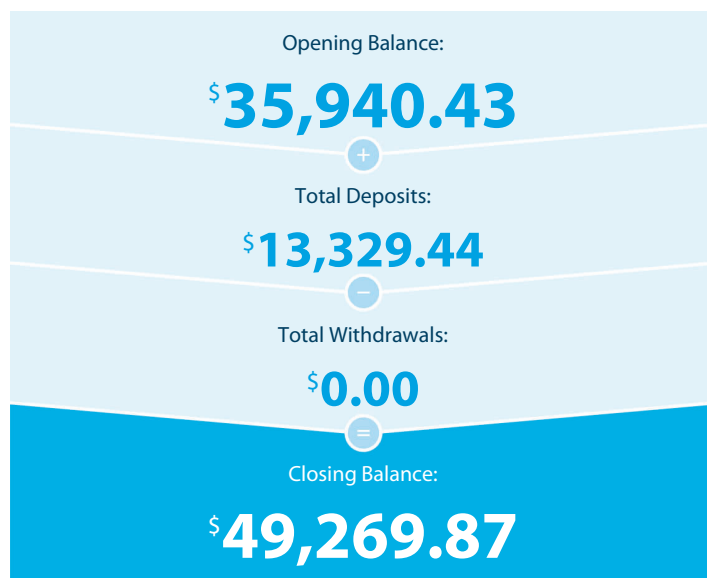
012-012

Account Number

4797-23859

Account Descriptor

TRUST ACCOUNT



NEED TO GET IN TOUCH?



ANZ Internet Banking
anz.com

OR



Enquiries: 133350
Lost/Stolen Cards: 1800 033 844



AGL Energy Limited
ABN 74 115 061 375

All Registry communications to:
Computershare Investor Services Pty Limited
GPO Box 2975
Melbourne Victoria 3001 Australia
Telephone (free call within Australia): 1800 824 513
(international): +61 3 9415 4253
Email: agleneenergy@computershare.com.au
Website: www-au.computershare.com/Investor
ASX Code: **AGL**

A4

051128 000 AGL



MR BRUCE EDWARD JAY &
MRS KIM TANIA JAY
<THE J FUND A/C>
34 RAMSAY CRESCENT
PELICAN WATERS QLD 4551

Key Details

SRN/HIN: HIN WITHHELD
Payment Date: 24 March 2023
Record Date: 23 February 2023
TFN/ABN Status: Quoted

Interim dividend statement for six months ended 31 December 2022

This payment represents an ordinary dividend of 8 cents for the six months ended 31 December 2022. For income tax purposes, 100% of the dividend is declared to be nil Conduit Foreign Income.

Class Description	Amount per Security	Number of Securities	Franked Amount	Unfranked Amount	Gross Payment
Ordinary Shares	\$0.08	6,185	\$0.00	\$494.80	\$494.80
Net Payment					\$494.80
Franking Credit					\$0.00

Note 1: You should retain this statement to assist you in preparing your tax return.


Note 2: If you require your payment to be re-issued, you may be charged an administrative fee which will be deducted from your payment.

Dividend Reinvestment Plan (DRP) Details

Cash balance brought forward	\$3.72
Net payment available for reinvestment	\$494.80
Total available for reinvestment	\$498.52
Less the amount applied to the allotment of 72 Ordinary Shares at \$6.87 per security	\$494.64
Cash balance carried forward to the next payment	\$3.88
Number of Ordinary Shares participating in the DRP as at 24 February 2023	6,185
Add Ordinary Shares allocated on 24 March 2023	72
Number of Ordinary Shares now participating in the DRP	6,257

Note: Computershare Investor Services Pty Limited will not be liable for any losses incurred by any person who relies on the balances shown above without making their own adjustments for any further transactions.



086156 000 AMP

 MR BRUCE EDWARD JAY &
 MRS KIM TANIA JAY
 <THE J FUND A/C>
 34 RAMSAY CRESCENT
 PELICAN WATERS QLD 4551

Contact details

T Australia 1300 654 442
 New Zealand 0800 448 062
 Other countries +613 9415 4051
E amp.services@computershare.com.au
W amp.com.au/shares
 AMP share registry
 GPO Box 2980
 Melbourne VIC 3001
 Australia

A4

TFN/ABN STATUS	HOLDER NUMBER
Quoted	HIN WITHHELD
RECORD DATE	PAYMENT DATE
24 August 2023	29 September 2023
NEW SHARE BALANCE*	5,286

AMP Limited shares**2023 interim dividend - participating dividend reinvestment plan (DRP)**

DIVIDEND RATE	ORDINARY SHARES HELD	GROSS DIVIDEND	AUSTRALIAN TAX DEDUCTED	DIVIDEND	DRP SHARES ALLOTTED @ A\$1.25 per share
2.5 cents	5,183	A\$129.58	A\$0.00	A\$129.58	103

Franking

FRANKING RATE (COMPANY TAX RATE)	FRANKED AMOUNT (20%)	UNFRANKED AMOUNT (80%)	FRANKING CREDIT
30%	A\$25.92	A\$103.66	A\$11.11

This dividend has been franked in Australia at a rate of 20% and the company tax rate used to determine the franking credit is 30%. The whole of the unfranked amount of this dividend has been declared to be conduit foreign income. No Australian withholding tax is deducted from dividends paid to non-residents to the extent that the dividend is franked or declared to be conduit foreign income. We recommend you contact your taxation adviser if you have any questions on how your dividend is taxed.

DRP summary

RESIDUAL CASH BALANCE	YOUR DIVIDEND PAYMENT	BALANCE	DRP SHARE PRICE	DRP SHARES ALLOCATED	PARTICIPATING SHARES AS AT RECORD DATE	SHARE BALANCE
A\$0.03	A\$129.58	A\$129.61	A\$1.25	103	5,183	5,286

After reinvesting your dividend payment, your DRP residual cash balance is A\$0.86. This will be used for your next AMP DRP allocation, and does not earn interest.

Unless you have made any other transactions during this month, this dividend notice serves as your holding statement for the new shares allotted to you. Any transactions made between 24/8/2023 and 29/9/2023 are not shown here.

Prior to selling or transferring your shares, please confirm your current share balance by accessing your shareholding online or by calling the AMP share registry.

Your AMP shares are managed separately to your AMP products. When changing your details, please ensure you update your details for both your products and your shares. To update your details for your AMP products go to amp.com.au or amp.co.nz and click on "Contact us". To update your shareholding go to amp.com.au/shares/update.

* Share Balance does not take into account any transactions made after 24/8/2023.

Keep this statement for your tax records. AMP does not issue an end of year tax summary.




210351 000 ANZ




MR BRUCE EDWARD JAY &
MRS KIM TANIA JAY
<THE J FUND A/C>
34 RAMSAY CRESCENT
PELICAN WATERS QLD 4551

NEED ASSISTANCE?

A4

 anz.com/shareholder/centre
anzshareregistry@computershare.com.au

 Computershare Investor Services Pty Limited
GPO Box 2975 Melbourne
Victoria 3001 Australia

 1800 113 399 (within Australia)
0800 174 007 (within New Zealand)
+61 3 9415 4010 (outside Australia)

Holder Identification Number (HIN)

HIN WITHHELD

Share Class	Ordinary
Record Date	8 November 2022
DRP Election Date	9 November 2022
Allotment Date	15 December 2022
TFN/ABN	Quoted

DIVIDEND REINVESTMENT PLAN (DRP) ADVICE

DRP transaction details relating to ANZ's **Final Dividend** of A\$0.74 per share for the year ended 30 September 2022 are set out below.

PARTICIPATING SHARES	FRANKED AMOUNT	UNFRANKED AMOUNT	NET AMOUNT	FRANKING CREDIT
2,317	A\$1,714.58	A\$0.00	A\$1,714.58	A\$734.82

Credit balance brought forward in your DRP account:	A\$8.34
Total available for reinvestment:	A\$1,722.92
Amount applied to the allotment of 70 shares at A\$24.51 each:	A\$1,715.70
Credit balance carried forward in your DRP account:	A\$7.22

The dividend is 100% franked at the Australian company tax rate of 30%.

Foreign currency exchange rates applicable to the Final Dividend were set as at 11 November 2022 and are as follows:
A\$1 = GB£0.565255, A\$1 = NZ\$1.099114.

A NZ Imputation Credit of **NZ\$208.53** has been attached to the above dividend. For NZ taxpayers, your NZ gross income will include the aggregate of the Net Amount and the NZ Imputation Credit which should be included in your income tax return.

Shareholders should obtain their own professional advice on the tax implications of the dividend and retain this document to assist in tax return preparation.

SHAREHOLDING



Number of shares held:	2,317
New DRP shares:	70
SHARES NOW HELD:	2,387



To update your shareholder information in a fast, secure and environmentally friendly way visit anz.com/easyupdate.





Bega Cheese Limited
ABN 81 008 358 503

All Registry communications to:
Link Market Services Limited
Locked Bag A14
Sydney South NSW 1235 Australia
Telephone: +61 1300 554 474
Outside Australia: +61 2 8767 1000
ASX Code: BGA
Email: begacheese@linkmarketservices.com.au
Website: www.linkmarketservices.com.au

A4



002 003149

MR BRUCE EDWARD JAY &
MRS KIM TANIA JAY
<THE J FUND A/C>
34 RAMSAY CRESCENT
PELICAN WATERS QLD 4551

Key Details

Allotment date: 23 March 2023
Record date: 1 March 2023
SRN/HIN: X*****1911
TFN/ABN RECEIVED AND RECORDED

Interim dividend statement for the six months ended 31 December 2022

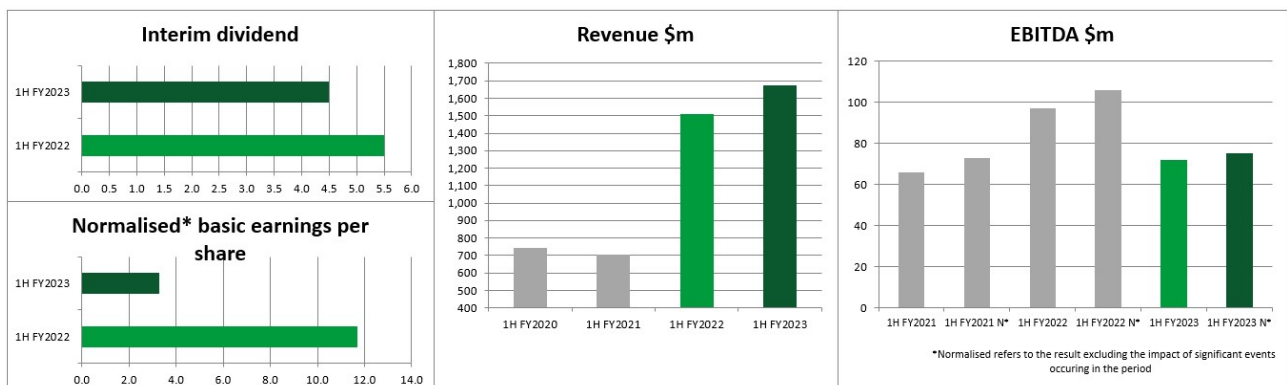
This dividend is 100% franked at the Company tax rate of 30%.

Description	Dividend rate per share	Participating holding	Unfranked amount	Franked amount	Total amount	Franking credit
Ordinary Shares	A\$0.045	2,276	\$0.00	\$102.42	\$102.42	\$43.89
Net dividend amount:					\$102.42	
Cash balance brought forward from your DRP account:					\$0.41	
Amount available for reinvestment:					\$102.83	
Cash reinvested has been applied to 29 shares at \$3.46 per share:					\$100.34	
Cash balance carried forward in your DRP account:					\$2.49	
Number of shares held before the allotment:					2,276	
Number of shares allotted:					29	
*Number of shares held after the allotment:					2,305	

*Note: The total number of shares held after the allocation detailed above does not include any ex dividend transfers registered after ex dividend date, or any transfers registered since record date. Neither the issuer nor Link Market Services Limited will be liable for any losses incurred by any person who relies on the holding shown without making their own adjustments for any transactions.

Holding Statement

Date	Transaction Type	Increase	Decrease	Holding balance
	Opening Balance			2,276
23/03/2023	Dividend Plan Allotment	29		
	Closing Balance			2,305



For your convenience, you can update your details by visiting the Link Market Services Limited website at www.linkmarketservices.com.au. Please see overleaf for online login instructions.



Macquarie Group Limited
ABN 94 122 169 279

MACQUARIE

All Registry communications to:
Link Market Services Limited
Locked Bag A14
Sydney South NSW 1235 Australia
Telephone: +61 1300 554 096
Email: macquarie@linkmarketservices.com.au
Website: www.linkmarketservices.com.au

A4



002 017739

MR BRUCE EDWARD JAY &
MRS KIM TANIA JAY
<THE J FUND A/C>
34 RAMSAY CRESCENT
PELICAN WATERS QLD 4551

Dividend Statement

ASX Code: MQG
Payment Date: 13 December 2022
Record Date: 8 November 2022
SRN/HIN: X*****1911
TFN/ABN Status: Quoted

Dear Shareholder,

This dividend statement is for your Macquarie Group Limited interim ordinary dividend for the six months ended 30 September 2022. This dividend is franked at 40% at the Australian corporate tax rate of 30%. Macquarie Group Limited declares the whole of the unfranked amount to be conduit foreign income.

Description	Dividend Rate per share \$	Shares Held	Unfranked Amount \$	Franked Amount \$	Gross Amount \$	Franking Credits \$
Ordinary Shares	3.00	1,235	2,223.00	1,482.00	3,705.00	635.14

Dividend Reinvestment Plan information:

Cash balance brought forward: \$82.51
Total available for reinvestment: \$3,787.51
Total available has been applied to **21** shares at \$178.80 per share: \$3,754.80
Cash balance carried forward to next dividend: **\$32.71**

Total number of ordinary shares held before the allocation: 1,235
Number of shares allocated: 21
* Total number of ordinary shares held after the allocation: 1,256

***Note:** The total number of ordinary shares held after the allocation may not be your current holding balance if you have purchased or transferred shares after the Ex-Date. Neither Macquarie Group Limited nor Link Market Services Limited will be liable for any losses incurred by any person who relies on the holding shown without making their own adjustments for any transactions.

IMPORTANT INFORMATION

See overleaf for instructions on how to update your details online.

This statement contains important information to assist you in preparing any tax returns you may be required to lodge. Please retain this statement for taxation purposes as a charge may be levied for replacement.

Dividend Reinvestment Plan (DRP)

Residual amount carried forward from 5 July 2022	\$22.30
Dividend amount participating in the DRP	\$2,762.76
Total amount for reinvestment	\$2,785.06
88 ordinary share/s allotted @ \$31.41 per share	\$2,764.08
Residual amount to be carried forward to the next dividend	\$20.98



**national
australia
bank**

2022 Final Dividend Statement

001555 000 NAB



MR BRUCE EDWARD JAY &
MRS KIM TANIA JAY
<THE J FUND A/C>
34 RAMSAY CRESCENT
PELICAN WATERS QLD 4551

Contact our Share Registry

www.investorcentre.com/au

(in Australia) 1300 367 647
(outside Australia) +61 3 9415 4299

Holder Identification Number (HIN)

HIN WITHHELD

Summary of key information

Payment Date	14 December 2022
Record Date	16 November 2022
TFN/ABN status	Quoted
ASX code	NAB

Final Dividend for the year ended 30 September 2022

The details below represent your participation in National Australia Bank's Dividend Reinvestment Plan (DRP) on shares registered in your name at the record date.

The dividend is 78 cents per ordinary share, franked to 100% at the relevant Australian Corporate Tax Rate of 30%.

Ordinary Shares	Price per Share	Unfranked Amount	Franked Amount	Franking Credit	Shares Allotted
3,542	\$31.41	\$0.00	\$2,762.76	\$1,184.04	88

The allotment of shares issued under the DRP is set out on the reverse side of this statement.

Full details of the Dividend Package is available at www.nab.com.au/dividendpackage

Tax information

Australian resident shareholders

Franked Amount: This should be included in your assessable income.

Franking Credit: This may also need to be included in your assessable income. This amount may be available as a tax offset to reduce your income tax liability.

New Zealand tax resident shareholders

New Zealand tax law requires us to notify shareholders that New Zealand imputation credits have been attached to this dividend at a rate of NZ\$0.07 per share. These credits are only relevant for shareholders required to file a New Zealand income tax return.

The aggregate of the dividend amount together with the attached New Zealand imputation credits is NZ\$3,257.14.

If you are unsure of the tax treatment of your dividend, please contact your accountant or taxation adviser.

Dividend Summary

3,542 shares x 78 cents = \$2,762.76

Dividend Amount \$2,762.76

Holder Identification Number	HIN WITHHELD
Record Date	10 March 2023
Payable Date	20 April 2023
Year Ended	31 December 2022
Tax File Number	Quoted
Shareholding	552
AUD Dividend Rate Per Share	326.49 cents
AUD Franked Dividend Payable	\$1,802.22
AUD Unfranked Dividend Payable	\$0.00
AUD Franking Credits	\$772.38
AUD Tax Withheld	\$0.00
AUD Dividend Amount	\$1,802.22

000033 000 RIO



MR BRUCE EDWARD JAY &
MRS KIM TANIA JAY
<THE J FUND A/C>
34 RAMSAY CRESCENT
PELICAN WATERS QLD 4551

Shareholder helpline number: 1800 813 292
New Zealand holders: 0800 450 740
International shareholders: +61 (3) 9415 4030
www.investorcentre.com/rio
Computershare Investor Services Pty Ltd, GPO Box 2975, Melbourne VIC 3001 Australia

Dividend reinvestment plan advice - Final dividend for the year ended 31 December 2022

Dear shareholder,

On 22 February 2023 Rio Tinto declared a 2022 final dividend of 326.49 Australian cents per share (equivalent to 225.00 US cents). Shares have been purchased for you in accordance with your participation in the Rio Tinto Limited Dividend Reinvestment Plan.

The dividend is payable on ordinary shares registered in your name and entitled to participate as at the record date of 10 March 2023. For income tax purposes this dividend is fully franked (100 per cent) at the tax rate of 30 per cent.

Yours sincerely

Tim Paine
Joint Company Secretary

Transaction Type	Allocation Date	Price per Share
DRP	28/04/2023	\$116.996589

Cash balance brought forward	Net amount of dividend	Reinvestment amount	Amount deducted for purchase	Number of shares purchased	Cash balance carried forward
\$30.60	\$1,802.22	\$1,832.82	\$1,754.95	15	\$77.87

NOTE: The closing balance shown below may not be the current holding balance if you have purchased or sold shares after the Ex Dividend Date, being 9 March 2023.

Computershare Investor Services Pty Limited will not be liable for any losses incurred by any person who relies on the holding balances shown below without making their own adjustments for any further transactions.

Date	Transaction type	Transaction reference	Opening balance	Quantity on	Closing balance
28/04/2023	DRP	Allocation	552	15	567

The issue of these DRP shares will be shown on your next CHESS statement.

Please retain this dividend statement for your records.

Manage your holdings online: Register at www.investorcentre.com/rio

Elect direct credit payment and electronic communications at Investor Centre, our free self-service website is available 24/7. Manage your shareholdings online, the easy way!

View any outstanding payments



Change payment options



Switch to ecommunications



View your Shareholding



Change your address



Update your TFN



Private and Confidential

┌ 049040 000 WES



MR BRUCE EDWARD JAY &
 MRS KIM TANIA JAY
 <THE J FUND A/C>
 34 RAMSAY CRESCENT
 PELICAN WATERS QLD 4551

Holder Identification Number (HIN)

HIN WITHHELD

Record Date	21 February 2023
Payment Date	28 March 2023
TFN/ABN Status	Quoted
ASX Code	WES

Interim Dividend

The statement below represents your interim dividend for the half-year ended 31 December 2022. The dividend is fully-franked (100 per cent) for Australian income tax purposes at the corporate tax rate of 30 per cent.

Class Description	Amount per Security	Number of Securities	Franked Amount	Unfranked Amount	Gross Payment	Franking Credit
Ordinary Shares	A\$0.88	2,454	A\$2,159.52	A\$0.00	A\$2,159.52	A\$925.51
Total			A\$2,159.52	A\$0.00	A\$2,159.52	A\$925.51
Net Payment					A\$2,159.52	

Important Notes

- You should retain this statement to assist you in preparing your tax return.
- Shareholders should obtain their own professional advice on the tax implications of this dividend.

Non-Resident Shareholders

The Franked Amount is not subject to withholding tax.
 New Zealand imputation credits are not attached to this dividend.

Dividend Investment Plan (DIP) Details

Cash balance brought forward from the previous dividend	A\$44.35
Net payment available for investment in accordance with your instructions	A\$2,159.52
Total available for investment	A\$2,203.87
Less amount applied to the allotment of 44 ordinary shares at A\$48.9754 per share	A\$2,154.92
Cash balance carried forward to next dividend	A\$48.95
Ordinary Shares (ORD)	
Number of participating ORD shares held as at 22 February 2023	2,454
Number of non-participating ORD shares held as at 22 February 2023	0
Add ORD shares allotted on 28 March 2023	44
Total number of ORD shares held*	2,498

*The number of shares held may differ from your current shareholding if you have purchased or sold shares after 17 February 2023. Computershare Investor Services Pty Limited and Wesfarmers Limited will not be liable for any losses incurred by any person who relies on the number of shares held shown above without making their own adjustments for any further transactions.



Income tax 551

Date generated	03 January 2024
Overdue	\$0.00
Not yet due	\$0.00
Balance	\$0.00

Transactions

4 results found - from 03 January 2022 to 03 January 2024 sorted by processed date ordered oldest to newest

Processed date	Effective date	Description	Debit (DR)	Credit (CR)	Balance
18 Jan 2022	16 May 2022	Tax return Self Man Superfund - Income Tax for the period from 01 Jul 20 to 30 Jun 21	\$1,800.26		\$1,800.26 DR
22 Mar 2022	21 Mar 2022	Payment received		\$1,800.26	\$0.00
18 Jan 2023	18 Jan 2023	Tax return Self Man Superfund - Income Tax for the period from 01 Jul 21 to 30 Jun 22		\$707.65	\$707.65 CR
18 Jan 2023	23 Jan 2023	EFT refund for Income Tax for the period from 01 Jul 21 to 30 Jun 22	\$707.65		\$0.00



Activity statement 001

Date generated	03 January 2024
Overdue	\$0.00
Not yet due	\$0.00
Balance	\$0.00

Transactions

17 results found - from 03 May 2022 to 03 January 2024 sorted by **processed date** ordered **oldest to newest**

Processed date	Effective date	Description	Debit (DR)	Credit (CR)	Balance
5 Jun 2022	28 Apr 2022	Original Activity Statement for the period ending 31 Mar 22 - PAYG Instalments	\$735.00		\$0.00
5 Jun 2022	5 Jun 2022	General interest charge			\$0.00
11 Jul 2022	8 Jul 2022	Payment received		\$735.00	\$735.00 CR
31 Jul 2022	28 Jul 2022	Original Activity Statement for the period ending 30 Jun 22 - PAYG Instalments	\$735.00		\$0.00
31 Jul 2022	31 Jul 2022	General interest charge			\$0.00
30 Oct 2022	28 Oct 2022	Original Activity Statement for the period ending 30 Sep 22 - PAYG Instalments	\$750.00		\$750.00 DR
1 Nov 2022	1 Nov 2022	General interest charge			\$750.00 DR
22 Nov 2022	21 Nov 2022	Payment received		\$750.00	\$0.00
22 Nov 2022	22 Nov 2022	General interest charge			\$0.00
25 Feb 2023	28 Feb 2023	Original Activity Statement for the period ending 31 Dec 22 - PAYG Instalments	\$750.00		\$750.00 DR
1 Mar 2023	27 Feb 2023	Payment received		\$750.00	\$0.00
1 Mar 2023	1 Mar 2023	General interest charge			\$0.00
30 Apr 2023	28 Apr 2023	Original Activity Statement for the period ending 31 Mar 23		\$0.00	\$0.00
30 Jul 2023	28 Jul 2023	Original Activity Statement for the period ending 30 Jun 23		\$0.00	\$0.00
5 Nov 2023	30 Oct 2023	Original Activity Statement for the period ending 30 Sep 23 - PAYG Instalments	\$133.00		\$133.00 DR
24 Nov 2023	23 Nov 2023	Payment received		\$133.00	\$0.00
24 Nov 2023	24 Nov 2023	General interest charge			\$0.00