




194983 000 VGS

 SCLIVETHORPE PTY LTD
 <BANTHORPE SUPER A/C>
 42 SYMON CRES
 GREENSBOROUGH VIC 3088

Contact Us:

 **Online:**
www.investorcentre.com/au/contact

 **By Mail:**
 Computershare Investor Services Pty Limited
 GPO Box 2975 Melbourne
 Victoria 3001 Australia

Enquiries:

(within Australia) 1300 757 905
 (international) +61 3 9415 4813

Holder Identification Number (HIN)

X 0086018021

ATTRIBUTION MANAGED INVESTMENT TRUST MEMBER ANNUAL TAX STATEMENT FOR YEAR ENDED 30 JUNE 2023

The following tax return items are valid for Australian resident individual unitholders only.

PART A – SUMMARY OF 2023 TAX RETURN (SUPPLEMENTARY SECTION) ITEMS			
Item	Tax Return Label	Amount	
Share of net income from trusts, less net capital gains, foreign income and franked distributions	13U		\$4.20
Franked distributions from trusts	13C		\$0.00
Share of franking credits from franked dividends	13Q		\$0.00
Share of credit for TFN amounts withheld	13R		\$0.00
Share of credit for foreign resident withholding amounts	13A		\$0.00
Net capital gain	18A		\$75.18
Total current year capital gains	18H		\$150.36
Assessable foreign source income	20E		\$310.85
Other net foreign source income	20M		\$310.85
Foreign income tax offset	20O		\$41.49
PART B – COMPONENTS OF ATTRIBUTION			
Item	Cash Distribution	Tax Paid/Offsets	Attribution
Australian Income			
Unfranked distributions	\$0.00		\$0.00
Unfranked CFI distributions	\$0.00		\$0.00
Interest - subject to non resident WHT	\$0.18		\$0.18
Interest - not subject to non resident WHT	\$0.00		\$0.00
Other income - clean building MIT income	\$0.00		\$0.00
Other income - excluded from NCMI	\$0.00		\$0.00
Other income - NCMI	\$0.00		\$0.00
Other income	\$3.96		\$4.02
Non primary production income	\$4.14		\$4.20
Franked distributions	\$0.00	\$0.00	\$0.00
Capital Gains			
Discounted capital gains TAP - clean building MIT income	\$0.00		\$0.00
Discounted capital gains TAP - excluded from NCMI	\$0.00		\$0.00
Discounted capital gains TAP - NCMI	\$0.00		\$0.00
Discounted capital gains TAP	\$0.00		\$0.00
Discounted capital gains NTAP	\$28.87		\$75.18
Capital gains – other method TAP - clean building MIT income	\$0.00		\$0.00
Capital gains – other method TAP - excluded from NCMI	\$0.00		\$0.00
Capital gains – other method TAP - NCMI	\$0.00		\$0.00
Capital gains – other method TAP	\$0.00		\$0.00
Capital gains – other method NTAP	\$0.00		\$0.00
Net capital gain	\$28.87		\$75.18
AMIT CGT gross up amount			\$75.18
Other capital gains distribution	\$28.87		
Total current year capital gains	\$57.74		\$150.36
Foreign Income			
Assessable foreign source income	\$260.26	\$41.49	\$310.85
Other Non-assessable Amounts			
Non-assessable non-exempt amount	\$0.00		\$0.00
Net exempt income	\$0.00		
Other non-attributable amounts	\$0.00		
Gross Amount	\$322.14		\$465.41
AMIT cost base net amount - excess (reduce cost base)			\$0.00
AMIT cost base net amount - shortfall (increase cost base)			\$101.77
Less TFN amounts withheld	\$0.00		
Less non-resident withholding tax			
- Interest / dividend amounts withheld	\$0.00		
- Fund payment amounts withheld	\$0.00		
Net Cash Distribution	\$322.14		