




194981 000 VAF  
  
 SCLIVETHORPE PTY LTD  
 <BANTHORPE SUPER A/C>  
 42 SYMON CRES  
 GREENSBOROUGH VIC 3088

## Contact Us:

 **Online:**  
[www.investorcentre.com/au/contact](http://www.investorcentre.com/au/contact)

 **By Mail:**  
 Computershare Investor Services Pty Limited  
 GPO Box 2975 Melbourne  
 Victoria 3001 Australia

## Enquiries:

(within Australia) 1300 757 905  
 (international) +61 3 9415 4813

## Holder Identification Number (HIN)

X 0086018021

## ATTRIBUTION MANAGED INVESTMENT TRUST MEMBER ANNUAL TAX STATEMENT FOR YEAR ENDED 30 JUNE 2023

The following tax return items are valid for Australian resident individual unitholders only.

PART A – SUMMARY OF 2023 TAX RETURN (SUPPLEMENTARY SECTION) ITEMS			
Item	Tax Return Label	Amount	
Share of net income from trusts, less net capital gains, foreign income and franked distributions	13U	\$47.16	
Franked distributions from trusts	13C	\$0.00	
Share of franking credits from franked dividends	13Q	\$0.00	
Share of credit for TFN amounts withheld	13R	\$0.00	
Share of credit for foreign resident withholding amounts	13A	\$0.00	
Net capital gain	18A	\$0.00	
Total current year capital gains	18H	\$0.00	
Assessable foreign source income	20E	\$7.42	
Other net foreign source income	20M	\$7.42	
Foreign income tax offset	20O	\$0.00	
PART B – COMPONENTS OF ATTRIBUTION			
Item	Cash Distribution	Tax Paid/Offsets	Attribution
<b>Australian Income</b>			
Unfranked distributions	\$0.00		\$0.00
Unfranked CFI distributions	\$0.00		\$0.00
Interest - subject to non resident WHT	\$0.38		\$0.80
Interest - not subject to non resident WHT	\$41.23		\$46.36
Other income - clean building MIT income	\$0.00		\$0.00
Other income - excluded from NCMI	\$0.00		\$0.00
Other income - NCMI	\$0.00		\$0.00
Other income	\$0.00		\$0.00
<b>Non primary production income</b>	<b>\$41.61</b>		<b>\$47.16</b>
<b>Franked distributions</b>	<b>\$0.00</b>	<b>\$0.00</b>	<b>\$0.00</b>
<b>Capital Gains</b>			
Discounted capital gains TAP - clean building MIT income	\$0.00		\$0.00
Discounted capital gains TAP - excluded from NCMI	\$0.00		\$0.00
Discounted capital gains TAP - NCMI	\$0.00		\$0.00
Discounted capital gains TAP	\$0.00		\$0.00
Discounted capital gains NTAP	\$0.00		\$0.00
Capital gains – other method TAP - clean building MIT income	\$0.00		\$0.00
Capital gains – other method TAP - excluded from NCMI	\$0.00		\$0.00
Capital gains – other method TAP - NCMI	\$0.00		\$0.00
Capital gains – other method TAP	\$0.00		\$0.00
Capital gains – other method NTAP	\$0.00		\$0.00
<b>Net capital gain</b>	<b>\$0.00</b>		<b>\$0.00</b>
AMIT CGT gross up amount			\$0.00
Other capital gains distribution	\$0.00		\$0.00
<b>Total current year capital gains</b>	<b>\$0.00</b>		<b>\$0.00</b>
<b>Foreign Income</b>			
<b>Assessable foreign source income</b>	<b>\$6.62</b>	<b>\$0.00</b>	<b>\$7.42</b>
<b>Other Non-assessable Amounts</b>			
Non-assessable non-exempt amount	\$0.00		\$0.00
Net exempt income	\$0.00		\$0.00
Other non-attributable amounts	\$0.00		\$0.00
<b>Gross Amount</b>	<b>\$48.23</b>		<b>\$54.58</b>
AMIT cost base net amount - excess (reduce cost base)			\$0.00
AMIT cost base net amount - shortfall (increase cost base)			\$6.35
Less TFN amounts withheld	\$0.00		\$0.00
Less non-resident withholding tax			\$0.00
- Interest / dividend amounts withheld	\$0.00		\$0.00
- Fund payment amounts withheld	\$0.00		\$0.00
<b>Net Cash Distribution</b>	<b>\$48.23</b>		