

**K P ALAN CHEUNG SUPERANNUATION FUND**

**Trial Balance at 30/06/2019**

Printed: Monday 12 August, 2019 @ 16:21:38

Last Year	Account	Account Name	Units	Debits \$	Credits \$
	<b>235</b>	<b>Capital Gains/(Losses) - Taxable</b>			
	235/001	Australia & New Zealand Banking Group Limited			831.71 WP1
	235/004	Telstra Corporation Limited		5,901.88 WP2	
(3,451.91)	235/006	Medibank Private Ltd			
(89.60)	235/007	Woodside Petroleum Limited			
2,037.40	235/011	Brambles Limited			
	235/013	Rio Tinto Limited			3,019.10 WP3
	<b>236</b>	<b>Capital Gains/(Losses) - Non Taxable</b>			
	236/001	Australia & New Zealand Banking Group Limited			415.86 WP1
(1,725.96)	236/006	Medibank Private Ltd			
	<b>239</b>	<b>Dividends Received</b>			
(1,142.86)	239/001	Australia & New Zealand Banking Group Limited			857.14
(1,414.28)	239/002	National Australia Bank Limited			2,828.58
(1,461.02)	239/003	Westpac Banking Corporation			3,198.69
(1,892.85)	239/004	Telstra Corporation Limited			1,828.57
(482.14)	239/006	Medibank Private Ltd			
(889.76)	239/007	Woodside Petroleum Limited			1,427.58
(2,250.00)	239/009	Commonwealth Bank of Australia			3,078.57
(4.33)	239/010	Cybg Plc Cdi 1:1			13.92
(81.82)	239/011	Brambles Limited			
(1,229.10)	239/012	Alumina Limited			2,236.37
(1,699.38)	239/013	Rio Tinto Limited			2,660.77
(690.00)	239/014	Sydney Airport Limited			1,125.00
(150.00)	239/015	Michael Hill Int			200.00
(471.43)	239/016	Tabcorp Holdings Ltd			900.00
	239/017	National Storage Stapled			188.00
	239/018	Eclixp Group Ltd			685.71
(75.50)	239/019	Charter Hall Edu TR Unit			315.50
(488.97)	239/020	South32 Limited			521.31
(64.00)	239/021	Arena Reit. Stapled			266.50
	239/022	Viva Energy Reit Stapled			280.40
	239/023	Spark Infrastructure Group			240.00
	239/024	Cromwell Corporation Limited			36.25
	247	Increase in Market Value of Investments			16,936.28
	<b>250</b>	<b>Interest Received</b>			
(1,149.14)	250/001	CBA Direct Investment Account #16292399			126.08 WP5
1,910.00	301	Accountancy Fees		1,610.00 WP6	
162.50	302	Administration Costs		53.00 WP7	
259.00	304	ATO Supervisory Levy		259.00 -LY T/R	
	315	Bank Charges		15.00 WP8	
4,359.24	330	Decrease in Market Value of Investments			
	<b>413</b>	<b>Pensions Paid - Unrestricted Non Preserved - Tax Free</b>			
4,840.50	413/001	Cheung, Alan Kwok Pun		4,840.50	
	<b>416</b>	<b>Pensions Paid - Unrestricted Non Preserved - Taxable</b>			
10,159.50	416/001	Cheung, Alan Kwok Pun		10,159.50	

**K P ALAN CHEUNG SUPERANNUATION FUND**

**Trial Balance at 30/06/2019**

**Printed: Monday 12 August, 2019 @ 16:21:38**

Last Year	Account	Account Name	Units	Debits \$	Credits \$
(2,824.09)	490 501	Profit/Loss Allocation Account <b>Cheung, Alan Kwok Pun (Pension)</b>		21,379.01	
(197,836.09)	501/003	Opening Balance - Unrestricted Non Preserved/Taxable			195,800.62
(90,369.65)	501/004	Opening Balance - Unrestricted Non Preserved/Tax Free			89,399.85
(3,870.70)	501/034	Share of Profit/(Loss) - Unrestricted Non Preserved/Tax Free			11,556.10
(8,124.03)	501/035	Share of Profit/(Loss) - Unrestricted Non Preserved/Taxable			24,254.57
10,159.50	501/065	Pensions Paid - Unrestricted Non Preserved/Taxable		10,159.50	
4,840.50	501/068	Pensions Paid - Unrestricted Non Preserved/Tax Free		4,840.50	
	502	<b>Cheung, Alan Kwok Pun (Pension)</b>			
(164.44)	502/003	Opening Balance - Unrestricted Non Preserved/Taxable			287.15
(3,964.16)	502/004	Opening Balance - Unrestricted Non Preserved/Tax Free			4,022.63
(58.47)	502/034	Share of Profit/(Loss) - Unrestricted Non Preserved/Tax Free			183.40
(122.71)	502/035	Share of Profit/(Loss) - Unrestricted Non Preserved/Taxable			384.94
30,322.25	604	CBA Direct Investment Account #16292399		31,382.82	
16.28	606	Macquarie Bank #962517793		16.28	
1,485.00	640	Formation Expenses		1,485.00	
652.53	680	Sundry Debtors			
	776	<b>Shares in Listed Companies (Australian)</b>			
14,120.00	776/001	Australia & New Zealand Banking Group Limited	250.0000	7,052.50	
27,410.00	776/002	National Australia Bank Limited	1,000.0000	26,720.00	
23,264.20	776/003	Westpac Banking Corporation	794.0000	22,517.84	
20,960.00	776/004	Telstra Corporation Limited	5,000.0000	19,250.00	
17,730.00	776/007	Woodside Petroleum Limited	500.0000	18,180.00	
36,435.00	776/009	Commonwealth Bank of Australia	500.0000	41,390.00	
1,407.50	776/010	Cybg Plc Cdi 1:1	250.0000	855.00	
14,000.00	776/012	Alumina Limited	5,000.0000	11,650.00	
33,376.00	776/013	Rio Tinto Limited	200.0000	20,752.00	
21,480.00	776/014	Sydney Airport Limited	3,000.0000	24,120.00	
2,910.00	776/015	Michael Hill Int	5,000.0000	2,700.00	
7,220.00	776/016	South32 Limited	2,000.0000	6,360.00	
13,380.00	776/017	Tabcorp Holdings Ltd	3,000.0000	13,350.00	
3,290.00	776/018	National Storage Stapled	2,000.0000	3,500.00	
6,340.00	776/019	Eclix Group Ltd	4,000.0000	5,240.00	
5,380.00	776/020	Charter Hall Edu TR Unit	2,746.0000	9,995.44	
4,300.00	776/021	Arena Reit. Stapled	2,000.0000	5,480.00	
	776/022	Viva Energy Reit Stapled	4,564.0000	11,866.40	
	776/023	Spark Infrastructure Group	3,000.0000	7,290.00	
	776/024	Cromwell Corporation Limited	2,000.0000	2,310.00	
	776/025	Stockland Trust Group	1,000.0000	4,170.00	
	776/026	Vicinity Centres Stapled	2,000.0000	4,900.00	
	776/027	Perpetual Cred Trust Units	2,000.0000	2,240.00	

WPg

WP10

**K P ALAN CHEUNG SUPERANNUATION FUND**

**Trial Balance at 30/06/2019**

**Printed: Monday 12 August, 2019 @ 16:21:38**

Last Year	Account	Account Name	Units	Debits \$	Credits \$
	850	Income Tax Payable			
4,031.49	850/002	Imputed Credits		6,066.98 WP11	
	850/005	Tax File Number Credits		49.00 WP12	
0.00				<u>370,107.15</u>	<u>370,107.15</u>

**Current Year Profit/(Loss): \$21,379.01**

**K P ALAN CHEUNG SUPERANNUATION FUND**  
**PROFIT/LOSS ON DISPOSAL OF INVESTMENT AT 19 SEPTEMBER 2018**

**Asset Details**

Account Code 776/001  
 Asset Australia & New Zealand Banking Group Limited  
 Date Sold 19 September 2018

**Transactions Details**

Transaction Date	Transaction Type	Units	Cost	Cost Base Adjust <sup>^</sup>	Adjusted Cost Base	CPI Purchase	CPI Sale	CGT Cost Base	Consideration Method	Taxable Profit/(Loss)*	Non Taxable Profit/(Loss)*
27/01/2016	Purchase	250.0000	5,822.48		5,822.48			5,822.48	7,070.05 Discounted * Indexation	831.71	415.86
		250.0000	5,822.48		5,822.48			5,822.48		831.71	415.86

<sup>^</sup> Tax adjustments include deferred tax and tax free components.

\* Best/selected method

**K P ALAN CHEUNG SUPERANNUATION FUND**  
**PROFIT/LOSS ON DISPOSAL OF INVESTMENT AT 19 SEPTEMBER 2018**

**Asset Details**

Account Code 776/001  
 Asset Australia & New Zealand Banking Group Limited  
 Date Sold 19 September 2018

**Disposal Details**

	Units Sold	Profit/(Loss) Summary	Taxable	Non Taxable	Total
Original Cost	250,0000	- Indexation Method			
Consideration	5,822.48	- Discounted Method*	831.71	415.86	1,247.57
Total Tax Deferred <sup>^</sup>	7,070.05	- Other Method			
- Tax Deferred and Tax Exempt	0.00				
- Tax Free	0.00				
Building Depreciation					
Notional Capital Gain	0.00				
Total Profit/(Loss)	1,247.57				

(Building depreciation and Notional capital gain are not included in the calculations or journal entries but as an adjustment to Taxable Capital Profits/(Losses))

For assets acquired before 21 September 1999 and held for 12 months or more, a fund can calculate capital gains using either the Indexation Method or the Discounted Method. For assets acquired after 21 September 1999 and held for 12 months or more, a fund can only calculate capital gains using the Discounted Method. For assets held less than 12 months, neither the Indexation Method or Discounted Method can be used. These disposals generate "Other" Capital Gains/Losses.

**Journal Entry**

This Journal Entry assumes the consideration received has been posted to the Disposal of Investments Proceeds Account (A/c: 491)

Account Description	Account	Units	Debit	Credit	Tax Deferred	Disc Capital Gain
Disposal of Investments Proceeds Account	491					
Australia & New Zealand Banking Group Limited	776/001	250,0000	7,070.05	5,822.48		
Taxable Profit/(Loss)	235/001			831.71		
Non Taxable Profit/(Loss)	236/001			415.86		
Distributions Received	239/001					

\* Best/selected method

<sup>^</sup> Tax adjustments include deferred tax and tax free components

wp2

**K P ALAN CHEUNG SUPERANNUATION FUND  
PROFIT/LOSS ON DISPOSAL OF INVESTMENT AT 19 SEPTEMBER 2018**

**Asset Details**

Account Code 776/004  
 Asset Telstra Corporation Limited  
 Date Sold 19 September 2018

**Transactions Details**

Transaction Date	Transaction Type	Units	Cost	Cost Base Adjust <sup>^</sup>	Adjusted Cost Base	CPI Purchase	CPI Sale	CGT Cost Base	Consideration Method	Taxable Profit/(Loss)*	Non Taxable Profit/(Loss)*
<b>Purchase Transactions</b>											
15/08/2016	Purchase	1,000,0000	5,496.98		5,496.98			5,496.98	3,218.35 Other *	(2,278.63)	
11/10/2016	Purchase	2,000,0000	10,059.95		10,059.95			10,059.95	6,436.70 Other *	(3,623.25)	
		3,000,0000	15,556.93		15,556.93			15,556.93	9,655.05	(5,901.88)	

<sup>^</sup> Tax adjustments include deferred tax and tax free components.  
 \* Best/selected method

**K P ALAN CHEUNG SUPERANNUATION FUND**  
**PROFIT/LOSS ON DISPOSAL OF INVESTMENT AT 19 SEPTEMBER 2018**

**Asset Details**

Account Code 776/004  
 Asset Telstra Corporation Limited  
 Date Sold 19 September 2018

**Disposal Details**

		Profit/(Loss) Summary	Taxable	Non Taxable	Total
Units Sold	3,000,0000				
Original Cost	15,556,93	- Indexation Method			
Consideration	9,655,05	- Discounted Method			
Total Tax Deferred <sup>^</sup>		- Other Method*	(5,901.88)		(5,901.88)
- Tax Deferred and Tax Exempt	0.00				
- Tax Free	0.00				
Building Depreciation					
Notional Capital Gain	0.00	(Building depreciation and Notional capital gain are not included in the calculations or journal entries but as an adjustment to Taxable Capital Profits/(Losses))			
Total Profit/(Loss)	(5,901.88)				

For assets acquired before 21 September 1999 and held for 12 months or more, a fund can calculate capital gains using either the Indexation Method or the Discounted Method. For assets acquired after 21 September 1999 and held for 12 months or more, a fund can only calculate capital gains using the Discounted Method. For assets held less than 12 months, neither the Indexation Method or Discounted Method can be used. These disposals generate "Other" Capital Gains/Losses.

**Journal Entry**

This Journal Entry assumes the consideration received has been posted to the Disposal of Investments Proceeds Account (A/c: 491)

Account Description	Account	Units	Debit	Credit	Tax Deferred	Indexed Capital Gain
Disposal of Investments Proceeds Account	491		9,655.05			
Telstra Corporation Limited	776/004	3,000,0000		15,556,93		
Taxable Profit/(Loss)	235/004		5,901.88			
Non Taxable Profit/(Loss)	236/004					
Distributions Received	239/004					

\* Best/selected method

<sup>^</sup> Tax adjustments include deferred tax and tax free components

WP3

**K P ALAN CHEUNG SUPERANNUATION FUND**  
**PROFIT/LOSS ON DISPOSAL OF INVESTMENT AT 11 FEBRUARY 2019**

**Asset Details**  
 Account Code 776/013  
 Asset Rio Tinto Limited  
 Date Sold 11 February 2019

Transactions Details		Units	Cost	Cost Base Adjust <sup>^</sup>	Adjusted Cost Base	CPI Purchase	CPI Sale	CGT Cost Base	Consideration Method	Taxable Profit/(Loss)*	Non Taxable Profit/(Loss)
<b>Purchase Transactions</b>											
12/02/2018	Purchase	200,0000	15,465.95		15,465.95			15,465.95	18,485.05 Other *	3,019.10	
		200,0000	15,465.95		15,465.95			15,465.95	18,485.05	3,019.10	

<sup>^</sup> Tax adjustments include deferred tax and tax free components.  
 \* Best/selected method



**K P ALAN CHEUNG SUPERANNUATION FUND**  
**PROFIT/LOSS ON DISPOSAL OF INVESTMENT AT 11 FEBRUARY 2019**

**Asset Details**

Account Code 776/013  
 Asset Rio Tinto Limited  
 Date Sold 11 February 2019

**Disposal Details**

		Profit/(Loss) Summary	Taxable	Non Taxable	Total
Units Sold	200,0000				
Original Cost	15,465.95	- Indexation Method			
Consideration	18,485.05	- Discounted Method			
Total Tax Deferred <sup>^</sup>		- Other Method*	3,019.10		3,019.10
- Tax Deferred and Tax Exempt	0.00				
- Tax Free	0.00				
Building Depreciation					
Notional Capital Gain	0.00				
Total Profit/(Loss)	3,019.10				

(Building depreciation and Notional capital gain are not included in the calculations or journal entries but as an adjustment to Taxable Capital Profits/(Losses))

For assets acquired before 21 September 1999 and held for 12 months or more, a fund can calculate capital gains using either the Indexation Method or the Discounted Method. For assets acquired after 21 September 1999 and held for 12 months or more, a fund can only calculate capital gains using the Discounted Method. For assets held less than 12 months, neither the Indexation Method or Discounted Method can be used. These disposals generate "Other" Capital Gains/Losses.

**Journal Entry**

This Journal Entry assumes the consideration received has been posted to the Disposal of Investments Proceeds Account (A/c: 491)

Account Description	Account	Units	Debit	Credit	Tax Deferred	Indexed Capital Gain
Disposal of Investments Proceeds Account	491		18,485.05			
Rio Tinto Limited	776/013	200,0000		15,465.95		
Taxable Profit/(Loss)	235/013			3,019.10		
Non Taxable Profit/(Loss)	236/013					
Distributions Received	239/013					

\* Best/selected method

<sup>^</sup> Tax adjustments include deferred tax and tax free components

# Transaction Summary

CommSec



1 JULY 2018 - 30 JUNE 2019

SHARES - 2472167 - HIN 63816264

ALLAN CHEUNG NOMINEES PTY LTD <K P ALAN CHEUNG S/F A/C>

## Total Buys and Sells

2018 - 2019 Financial Year

Total Buys (inc. Brokerage + GST)	\$32,134.55
Total Sells (inc. Brokerage + GST)	\$35,210.15

### ANZ - ANZ BANKING GRP LTD FPO (ORDINARY FULLY PAID)

Date	Type	Quantity	Unit Price	Trade Value	Brokerage+GST	GST	CNote	Total Value
17-Sep-2018	Sell	-250	\$28.3600	-\$7,090.00	\$19.95	\$1.81	86146979	-\$7,070.05 ✓
				<b>Sub Total</b>	<b>\$19.95</b>	<b>\$1.81</b>		<b>-\$7,070.05</b>

### CMW - CROMWELL PROP STAPLED (FULLY PAID ORDINARY/UNITS STAPLED SECURITIES)

Date	Type	Quantity	Unit Price	Trade Value	Brokerage+GST	GST	CNote	Total Value
25-Jan-2019	Buy	2,000	\$1.0700	\$2,140.00	\$19.95	\$1.81	88142742	\$2,159.95 ✓
				<b>Sub Total</b>	<b>\$19.95</b>	<b>\$1.81</b>		<b>\$2,159.95</b>

### ECK - ECLIPX GROUP LTD FPO (ORDINARY FULLY PAID)

Date	Type	Quantity	Unit Price	Trade Value	Brokerage+GST	GST	CNote	Total Value
08-Aug-2018	Buy	1,000	\$1.9950	\$1,995.00	\$19.95	\$1.81	85454836	\$2,014.95 ✓
07-Aug-2018	Buy	1,000	\$1.8700	\$1,870.00	\$19.95	\$1.81	85414822	\$1,889.95 ✓
				<b>Sub Total</b>	<b>\$39.90</b>	<b>\$3.62</b>		<b>\$3,904.90</b>

### MHJ - MICHAEL HILL INT FPO (ORDINARY FULLY PAID)

Date	Type	Quantity	Unit Price	Trade Value	Brokerage+GST	GST	CNote	Total Value
25-Jan-2019	Buy	2,000	\$0.5700	\$1,140.00	\$19.95	\$1.81	88141957	\$1,159.95 ✓
				<b>Sub Total</b>	<b>\$19.95</b>	<b>\$1.81</b>		<b>\$1,159.95</b>

### RIO - RIO TINTO LIMITED FPO (ORDINARY FULLY PAID)

Date	Type	Quantity	Unit Price	Trade Value	Brokerage+GST	GST	CNote	Total Value
07-Feb-2019	Sell	-200	\$92.5750	-\$18,515.00	\$29.95	\$2.72	88332950	-\$18,485.05 ✓
				<b>Sub Total</b>	<b>\$29.95</b>	<b>\$2.72</b>		<b>-\$18,485.05</b>

### SGP - STOCKLAND STAPLED (FULLY PAID ORDINARY/UNITS STAPLED SECURITIES)

Date	Type	Quantity	Unit Price	Trade Value	Brokerage+GST	GST	CNote	Total Value
25-Jan-2019	Buy	1,000	\$3.8500	\$3,850.00	\$19.95	\$1.81	88142313	\$3,869.95 ✓
				<b>Sub Total</b>	<b>\$19.95</b>	<b>\$1.81</b>		<b>\$3,869.95</b>



1 JULY 2018 - 30 JUNE 2019

## SKI - SPARK INFRASTRUCTURE FORUS (STAPLED \$0.65 LOAN NOTE AND UNIT US PROHIBITED)

Date	Type	Quantity	Unit Price	Trade Value	Brokerage+GST	GST	CNote	Total Value
05-Oct-2018	Buy	3,000	\$2.2800	\$6,840.00	\$19.95	\$1.81	86447212	\$6,859.95 ✓
				<b>Sub Total</b>	<b>\$19.95</b>	<b>\$1.81</b>		<b>\$6,859.95</b>

## TLS - TELSTRA CORPORATION. FPO (ORDINARY FULLY PAID)

Date	Type	Quantity	Unit Price	Trade Value	Brokerage+GST	GST	CNote	Total Value
17-Sep-2018	Sell	-3,000	\$3.2250	-\$9,675.00	\$19.95	\$1.81	86146293	-\$9,655.05 ✓
				<b>Sub Total</b>	<b>\$19.95</b>	<b>\$1.81</b>		<b>-\$9,655.05</b>

## VCX - VICINITY CENTRES STAPLED (FULLY PAID ORDINARY/UNITS STAPLED SECURITIES)

Date	Type	Quantity	Unit Price	Trade Value	Brokerage+GST	GST	CNote	Total Value
25-Jan-2019	Buy	2,000	\$2.6150	\$5,230.00	\$19.95	\$1.81	88142132	\$5,249.95 ✓
				<b>Sub Total</b>	<b>\$19.95</b>	<b>\$1.81</b>		<b>\$5,249.95</b>

## VVR - VIVA ENERGY REIT STAPLED (STAPLED SECURITIES)

Date	Type	Quantity	Unit Price	Trade Value	Brokerage+GST	GST	CNote	Total Value
25-Jan-2019	Buy	2,000	\$2.2350	\$4,470.00	\$19.95	\$1.81	88142238	\$4,489.95 ✓
16-Jul-2018	Buy	2,000	\$2.2100	\$4,420.00	\$19.95	\$1.81	85071802	\$4,439.95 ✓
				<b>Sub Total</b>	<b>\$39.90</b>	<b>\$3.62</b>		<b>\$8,929.90</b>

# Interest & Estimated Dividend Summary

CommSec



1 JULY 2018 - 30 JUNE 2019

SHARES - 2472167 - HIN 63816264

ALLAN CHEUNG NOMINEES PTY LTD <K P ALAN CHEUNG S/F A/C>

WPA

## ESTIMATED DIVIDEND SUMMARY

### ANZ - ANZ BANKING GRP LTD FPO (ORDINARY FULLY PAID)

Ex-div date	Payment Date	Type	Dividend per share	Units	Est. Unfranked Amount	Est. Franked Amount	Est. Total Dividend	Est. Franking Credit
12-Nov-2018	18-Dec-2018	Final	\$0.8000	250	\$0.00	\$200.00	\$200.00	\$95.71 ✓
14-May-2018	02-Jul-2018	Interim	\$0.8000	500	\$0.00	\$400.00	\$400.00	\$171.43 ✓
<b>Sub Total</b>					<b>\$0.00</b>	<b>\$600.00</b>	<b>\$600.00</b>	<b>\$257.14</b>

### ARF - ARENA REIT. STAPLED (FULLY PAID ORDINARY/UNITS STAPLED SECURITIES)

Ex-div date	Payment Date	Type	Dividend per share	Units	Est. Unfranked Amount	Est. Franked Amount	Est. Total Dividend	Est. Franking Credit
28-Mar-2019	09-May-2019	Interim	\$0.0338	2,000	\$67.50	\$0.00	\$67.50	\$0.00 ✓
28-Dec-2018	07-Feb-2019	Interim	\$0.0338	2,000	\$67.50	\$0.00	\$67.50	\$0.00 ✓
27-Sep-2018	08-Nov-2018	Interim	\$0.0338	2,000	\$67.50	\$0.00	\$67.50	\$0.00 ✓
28-Jun-2018	09-Aug-2018	Final	\$0.0320	2,000	\$64.00	\$0.00	\$64.00	\$0.00 ✓
<b>Sub Total</b>					<b>\$266.50</b>	<b>\$0.00</b>	<b>\$266.50</b>	<b>\$0.00</b>

### AWC - ALUMINA LIMITED FPO (ORDINARY FULLY PAID)

Ex-div date	Payment Date	Type	Dividend per share	Units	Est. Unfranked Amount	Est. Franked Amount	Est. Total Dividend	Est. Franking Credit
26-Feb-2019	14-Mar-2019	Final	\$0.1960	5,000	\$0.00	\$979.99	\$979.99	\$419.99 ✓
28-Aug-2018	20-Sep-2018	Interim	\$0.1171	5,000	\$0.00	\$585.47	\$585.47	\$250.92 ✓
<b>Sub Total</b>					<b>\$0.00</b>	<b>\$1,565.46</b>	<b>\$1,565.46</b>	<b>\$670.91</b>

### CBA - COMMONWEALTH BANK. FPO (ORDINARY FULLY PAID)

Ex-div date	Payment Date	Type	Dividend per share	Units	Est. Unfranked Amount	Est. Franked Amount	Est. Total Dividend	Est. Franking Credit
13-Feb-2019	28-Mar-2019	Interim	\$2.0000	500	\$0.00	\$1,000.00	\$1,000.00	\$428.57 ✓
15-Aug-2018	28-Sep-2018	Final	\$2.3100	500	\$0.00	\$1,155.00	\$1,155.00	\$495.00 ✓
<b>Sub Total</b>					<b>\$0.00</b>	<b>\$2,155.00</b>	<b>\$2,155.00</b>	<b>\$923.57</b>

### CHW - CROMWELL PROP STAPLED (FULLY PAID ORDINARY/UNITS STAPLED SECURITIES)

Ex-div date	Payment Date	Type	Dividend per share	Units	Est. Unfranked Amount	Est. Franked Amount	Est. Total Dividend	Est. Franking Credit
28-Mar-2019	24-May-2019	Interim	\$0.0181	2,000	\$36.25	\$0.00	\$36.25	\$0.00 ✓
<b>Sub Total</b>					<b>\$36.25</b>	<b>\$0.00</b>	<b>\$36.25</b>	<b>\$0.00</b>

→ same as FET

### CQE - CHARTER HALL EDU TR UNIT (UNITS FULLY PAID)

Ex-div date	Payment Date	Type	Dividend per share	Units	Est. Unfranked Amount	Est. Franked Amount	Est. Total Dividend	Est. Franking Credit
28-Mar-2019	24-Apr-2019	Interim	\$0.0400	2,000	\$80.00	\$0.00	\$80.00	\$0.00 ✓
28-Dec-2018	21-Jan-2019	Interim	\$0.0400	2,000	\$80.00	\$0.00	\$80.00	\$0.00 ✓
<b>Sub Total</b>					<b>\$160.00</b>	<b>\$0.00</b>	<b>\$160.00</b>	<b>\$0.00</b>

# Interest & Estimated Dividend Summary

CommSec



1 JULY 2018 - 30 JUNE 2019

## CYB - CYBG PLC CDI 1:1 (CDI 1:1 FOREIGN EXEMPT LSE)

Ex-div date	Payment Date	Type	Dividend per share	Units	Est. Unfranked Amount	Est. Franked Amount	Est. Total Dividend	Est. Franking Credit
17-Jan-2019	15-Feb-2019	Final	\$0.0557	250	\$13.92	\$0.00	\$13.92	\$0.00 ✓
<b>Sub Total</b>					<b>\$13.92</b>	<b>\$0.00</b>	<b>\$13.92</b>	<b>\$0.00</b>

## ECX - ECLIPX GROUP LTD FPO (ORDINARY FULLY PAID)

Ex-div date	Payment Date	Type	Dividend per share	Units	Est. Unfranked Amount	Est. Franked Amount	Est. Total Dividend	Est. Franking Credit
13-Dec-2018	25-Jan-2019	Final	\$0.0800	4,000	\$0.00	\$320.00	\$320.00	\$137.14 ✓
01-Jun-2018	02-Jul-2018	Interim	\$0.0800	2,000	\$0.00	\$160.00	\$160.00	\$68.57 ✓
<b>Sub Total</b>					<b>\$0.00</b>	<b>\$480.00</b>	<b>\$480.00</b>	<b>\$205.71</b>

## FET - FLKSTN EDU UNIT OFET

Ex-div date	Payment Date	Type	Dividend per share	Units	Est. Unfranked Amount	Est. Franked Amount	Est. Total Dividend	Est. Franking Credit
27-Sep-2018	19-Oct-2018	Interim	\$0.0400	2,000	\$80.00	\$0.00	\$80.00	\$0.00 ✓
28-Jun-2018	20-Jul-2018	Final	\$0.0378	2,000	\$75.50	\$0.00	\$75.50	\$0.00 ✓
<b>Sub Total</b>					<b>\$155.50</b>	<b>\$0.00</b>	<b>\$155.50</b>	<b>\$0.00</b>

## MHJ - MICHAEL HILL INT FPO (ORDINARY FULLY PAID)

Ex-div date	Payment Date	Type	Dividend per share	Units	Est. Unfranked Amount	Est. Franked Amount	Est. Total Dividend	Est. Franking Credit
12-Mar-2019	27-Mar-2019	Interim	\$0.0250	5,000	\$125.00	\$0.00	\$125.00	\$0.00 ✓
13-Sep-2018	28-Sep-2018	Final	\$0.0250	3,000	\$75.00	\$0.00	\$75.00	\$0.00 ✓
<b>Sub Total</b>					<b>\$200.00</b>	<b>\$0.00</b>	<b>\$200.00</b>	<b>\$0.00</b>

## NAB - NATIONAL AUSTR. BANK FPO (ORDINARY FULLY PAID)

Ex-div date	Payment Date	Type	Dividend per share	Units	Est. Unfranked Amount	Est. Franked Amount	Est. Total Dividend	Est. Franking Credit
08-Nov-2018	14-Dec-2018	Final	\$0.9900	1,000	\$0.00	\$990.00	\$990.00	\$424.29 ✓
15-May-2018	05-Jul-2018	Interim	\$0.9900	1,000	\$0.00	\$990.00	\$990.00	\$424.29 ✓
<b>Sub Total</b>					<b>\$0.00</b>	<b>\$1,980.00</b>	<b>\$1,980.00</b>	<b>\$848.58</b>

## NSR - NATIONAL STORAGE STAPLED (FULLY PAID ORDINARY/UNITS STAPLED SECURITIES)

Ex-div date	Payment Date	Type	Dividend per share	Units	Est. Unfranked Amount	Est. Franked Amount	Est. Total Dividend	Est. Franking Credit
28-Dec-2018	01-Mar-2019	Interim	\$0.0450	2,000	\$90.00	\$0.00	\$90.00	\$0.00 ✓
28-Jun-2018	29-Aug-2018	Final	\$0.0490	2,000	\$98.00	\$0.00	\$98.00	\$0.00 ✓
<b>Sub Total</b>					<b>\$188.00</b>	<b>\$0.00</b>	<b>\$188.00</b>	<b>\$0.00</b>

# Interest & Estimated Dividend Summary

CommSec



1 JULY 2018 - 30 JUNE 2019

## RIO - RIO TINTO LIMITED FPO (ORDINARY FULLY PAID)

Ex-div date	Payment Date	Type	Dividend per share	Units	Est. Unfranked Amount	Est. Franked Amount	Est. Total Dividend	Est. Franking Credit
07-Mar-2019	18-Apr-2019	Final	\$5.8959	200	\$0.00	\$1,179.18	\$1,179.18	\$505.36 ✓
09-Aug-2018	20-Sep-2018	Interim	\$1.7084	400	\$0.00	\$683.36	\$683.36	\$292.87 ✓
<b>Sub Total</b>					<b>\$0.00</b>	<b>\$1,862.54</b>	<b>\$1,862.54</b>	<b>\$798.23</b>

## S32 - SOUTH32 LIMITED FPO (ORDINARY FULLY PAID)

Ex-div date	Payment Date	Type	Dividend per share	Units	Est. Unfranked Amount	Est. Franked Amount	Est. Total Dividend	Est. Franking Credit
07-Mar-2019	04-Apr-2019	Interim	\$0.0959	2,000	\$0.00	\$191.76	\$191.76	\$82.18 ✓
13-Sep-2018	11-Oct-2018	Final	\$0.0366	2,000	\$0.00	\$173.16	\$173.16	\$74.21 ✓
<b>Sub Total</b>					<b>\$0.00</b>	<b>\$364.92</b>	<b>\$364.92</b>	<b>\$156.39</b>

## SKI - SPARK INFRASTRUCTURE STP FORDS (STAPLED \$0.65 LOAN NOTE AND UNIT US PROMOTED)

Ex-div date	Payment Date	Type	Dividend per share	Units	Est. Unfranked Amount	Est. Franked Amount	Est. Total Dividend	Est. Franking Credit
05-Mar-2019	15-Mar-2019	Final	\$0.0800	3,000	\$240.00	\$0.00	\$240.00	\$0.00 ✓
<b>Sub Total</b>					<b>\$240.00</b>	<b>\$0.00</b>	<b>\$240.00</b>	<b>\$0.00</b>

## SYD - SYD AIRPORT STAPLED (FULLY PAID ORDINARY/UNITS STAPLED SECURITIES)

Ex-div date	Payment Date	Type	Dividend per share	Units	Est. Unfranked Amount	Est. Franked Amount	Est. Total Dividend	Est. Franking Credit
28-Dec-2018	14-Feb-2019	Final	\$0.1900	3,000	\$570.00	\$0.00	\$570.00	\$0.00 ✓
28-Jun-2018	14-Aug-2018	Interim	\$0.1850	3,000	\$555.00	\$0.00	\$555.00	\$0.00 ✓
<b>Sub Total</b>					<b>\$1,125.00</b>	<b>\$0.00</b>	<b>\$1,125.00</b>	<b>\$0.00</b>

## TAH - TABCORP HOLDINGS LTD FPO (ORDINARY FULLY PAID)

Ex-div date	Payment Date	Type	Dividend per share	Units	Est. Unfranked Amount	Est. Franked Amount	Est. Total Dividend	Est. Franking Credit
18-Feb-2019	13-Mar-2019	Interim	\$0.1100	3,000	\$0.00	\$330.00	\$330.00	\$141.43 ✓
15-Aug-2018	14-Sep-2018	Final	\$0.1000	3,000	\$0.00	\$300.00	\$300.00	\$128.57 ✓
<b>Sub Total</b>					<b>\$0.00</b>	<b>\$630.00</b>	<b>\$630.00</b>	<b>\$270.00</b>

## TLS - TELSTRA CORPORATION FPO (ORDINARY FULLY PAID)

Ex-div date	Payment Date	Type	Dividend per share	Units	Est. Unfranked Amount	Est. Franked Amount	Est. Total Dividend	Est. Franking Credit
27-Feb-2019	29-Mar-2019	Interim	\$0.0800	5,000	\$0.00	\$400.00	\$400.00	\$171.43 ✓
29-Aug-2018	27-Sep-2018	Final	\$0.1100	8,000	\$0.00	\$880.00	\$880.00	\$377.14 ✓
<b>Sub Total</b>					<b>\$0.00</b>	<b>\$1,280.00</b>	<b>\$1,280.00</b>	<b>\$548.57</b>

# Interest & Estimated Dividend Summary

CommSec 

1 JULY 2018 - 30 JUNE 2019

## WR - VIVA ENERGY REIT STAPLED (FULLY PAID ORDINARY/UNITS STAPLED SECURITIES)

Ex-div date	Payment Date	Type	Dividend per share	Units	Est. Unfranked Amount	Est. Franked Amount	Est. Total Dividend	Est. Franking Credit
28-Dec-2018	28-Feb-2019	Final	\$0.0703	2,000	\$140.60	\$0.00	\$140.60	\$0.00 ✓
24-Jul-2018	10-Aug-2018	Interim	\$0.0699	2,000	\$139.80	\$0.00	\$139.80	\$0.00 ✓
<b>Sub Total</b>					<b>\$280.40</b>	<b>\$0.00</b>	<b>\$280.40</b>	<b>\$0.00</b>

## WBC - WESTPAC BANKING CORP FPO (ORDINARY FULLY PAID)

Ex-div date	Payment Date	Type	Dividend per share	Units	Est. Unfranked Amount	Est. Franked Amount	Est. Total Dividend	Est. Franking Credit
16-May-2019	24-Jun-2019	Interim	\$0.9400	794	\$0.00	\$746.36	\$746.36	\$319.87 ✓
13-Nov-2018	20-Dec-2018	Final	\$0.9400	794	\$0.00	\$746.36	\$746.36	\$319.87 ✓
17-May-2018	04-Jul-2018	Interim	\$0.9400	794	\$0.00	\$746.36	\$746.36	\$319.87 ✓
<b>Sub Total</b>					<b>\$0.00</b>	<b>\$2,239.08</b>	<b>\$2,239.08</b>	<b>\$959.61</b>

## WPL - WOODSIDE PETROLEUM FPO (ORDINARY FULLY PAID)

Ex-div date	Payment Date	Type	Dividend per share	Units	Est. Unfranked Amount	Est. Franked Amount	Est. Total Dividend	Est. Franking Credit
22-Feb-2019	20-Mar-2019	Final	\$1.2706	500	\$0.00	\$635.30	\$635.30	\$272.27 ✓
23-Aug-2018	20-Sep-2018	Interim	\$0.7280	500	\$0.00	\$364.01	\$364.01	\$156.00 ✓
<b>Sub Total</b>					<b>\$0.00</b>	<b>\$999.31</b>	<b>\$999.31</b>	<b>\$428.27</b>
<b>TOTAL</b>					<b>\$2,665.57</b>	<b>\$14,156.31</b>	<b>\$16,821.88</b>	<b>\$6,066.98</b>

## ESTIMATED INTEREST RECEIVED

No data available

**TOTAL**

**\$0.00**

## INTEREST INCOME SUMMARY

Account

CDIA - 16292399

Interest

\$126.08

**TOTAL**

**\$126.08**

WP5

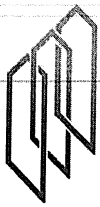
**K P ALAN CHEUNG SUPERANNUATION FUND**  
**GENERAL LEDGER FOR THE PERIOD 01/07/2018 TO 30/06/2019**  
**FROM ACCOUNT 250/001 TO 250/001 - ENTRIES: ALL**

Printed: Friday 9 August, 2019 @ 15:26:21

Date	Ref	Type	Units	Debits \$	Credits \$	Balance \$
<b>250      <u>Interest Received</u></b>						
<b>250/001      <u>CBA Direct Investment Account #16292399</u></b>						
01/07/2018	0	Bank Statement			12.46	(12.46)
		Narration: Jul int				
01/08/2018	0	Bank Statement			12.92	(25.38)
		Narration: Aug Int				
01/09/2018	0	Bank Statement			1.45	(26.83)
		Narration: Sep int				
01/10/2018	0	Bank Statement			6.55	(33.38)
		Narration: Oct Int				
01/11/2018	0	Bank Statement			11.96	(45.34)
		Narration: Nov int				
01/12/2018	0	Bank Statement			10.92	(56.26)
		Narration: Dec int				
01/01/2019	0	Bank Statement			11.70	(67.96)
		Narration: Jan int				
01/02/2019	0	Bank Statement			11.53	(79.49)
		Narration: Feb int				
01/03/2019	0	Bank Statement			8.48	(87.97)
		Narration: Mar Int				
01/04/2019	0	Bank Statement			12.65	(100.62)
		Narration: Apr Int				
01/05/2019	0	Bank Statement			12.47	(113.09)
		Narration: May int				
01/06/2019	0	Bank Statement			12.99	(126.08)
		Narration: Jun int				

Total Debits:  
Total Credits:    **\$126.08**  
Current Year Profit/(Loss):    **N/A**





**TAX INVOICE**

ABN 13 796 469 638

**Date**  
5 September 2018

Level 1, 21 Shierlaw Avenue  
CANTERBURY VIC 3126

**Invoice Number**  
INV-4650

t: 03 9899 4036  
e: contact.tfg@tridentfinancial.com.au

K.P. Alan Cheung Superannuation Fund  
24 Banchory Ave  
Hillside VIC 3037

**Services Description**

**Amount**

Fee for professional services rendered during the period including:

- Preparation of 2018 Income Tax Return
- Preparation of 2018 Financial Statements
- Reimbursement of Audit Fees

1,363.64

Subtotal 1,363.64

GST 136.36

Total 1,500.00

**Amount Due 0.00**

**Due Date:** 19 September 2018

**Payment Details Direct Deposit:**

Account name: Trident Financial Group Pty Ltd  
BSB: 033 050  
Account number: 572 593

**Online Payment:**

Click [here](#) for online payment

**Please include your invoice number as the description**





**TRIDENT**  
FINANCIAL  
GROUP

## TAX INVOICE

ABN 13 796 469 638

**Date**  
16 August 2018

Level 1, 21 Shierlaw Avenue  
CANTERBURY VIC 3126

**Invoice Number**  
INV-4266

t: 03 9899 4036  
e: [contact.tfg@tridentfinancial.com.au](mailto:contact.tfg@tridentfinancial.com.au)

K.P. Alan Cheung Superannuation Fund  
24 Banchory Ave  
Hillside VIC 3037

### Services Description

**Amount**

Fee for professional services rendered during the period including:

- Acting as your agent with the Australian Securities and Investments Commission (ASIC)
- Review of the 2019 ASIC Annual Company Statement
- Preparation of the annual Solvency Declaration and correspondence with you in this regard
- Reimbursement of ASIC annual fees

153.00

Subtotal 153.00

GST 10.00

Total 163.00

**Amount Due 0.00**

**Due Date:** 30 August 2018

#### Payment Details Direct Deposit:

Account name: Trident Financial Group Pty Ltd  
BSB: 033 050  
Account number: 572 593

#### Online Payment:

Click [here](#) for online payment

**Please include your invoice number as the description**



CHARTERED ACCOUNTANTS  
AUSTRALIA • NEW ZEALAND

Liability limited by a scheme approved under Professional Standards Legislation

WP3



**ASIC**  
Australian Securities & Investments Commission

ABN 86 768 265 615

**Inquiries**  
www.asic.gov.au/invoices  
1300 300 630

ALLAN CHEUNG NOMINEES PTY LTD  
TRIDENT FINANCIAL GROUP PTY LTD  
L 1  
21 SHIERLAW AVE CANTERBURY VIC 3126

INVOICE STATEMENT  
Issue date 09 Jul 18  
**ALLAN CHEUNG NOMINEES PTY LTD**

ACN 164 728 410  
Account No. 22 164728410

### Summary

Balance outstanding	\$0.00
New items	\$53.00
Payments & credits	\$0.00
<b>TOTAL DUE</b>	<b>\$53.00</b>

- Amounts are not subject to GST. (Treasurer's determination - exempt taxes, fees and charges).
- Payment of your annual review fee will maintain your registration as an Australian company.

*Transaction details are listed on the back of this page*

### Please pay

Immediately	<b>\$0.00</b>
By 09 Sep 18	<b>\$53.00</b>

*If you have already paid please ignore this invoice statement.*

- Late fees will apply if you do NOT
  - tell us about a change during the period that the law allows
  - bring your company or scheme details up to date within 28 days of the date of issue of the annual statement, or
  - pay your review fee within 2 months of the annual review date.
- Information on late fee amounts can be found on the ASIC website.



**ASIC**  
Australian Securities & Investments Commission

PAYMENT SLIP  
ALLAN CHEUNG NOMINEES PTY LTD

ACN 164 728 410    Account No: 22 164728410



22 164728410

<b>TOTAL DUE</b>	<b>\$53.00</b>
<b>Immediately</b>	<b>\$0.00</b>
<b>By 09 Sep 18</b>	<b>\$53.00</b>

*Payment options are listed on the back of this payment slip*



**Billers Code:** 17301  
**Ref:** 2291647284101



\*814 129 0002291647284101 12

wfg

**K P ALAN CHEUNG SUPERANNUATION FUND**  
**GENERAL LEDGER FOR THE PERIOD 01/07/2018 TO 30/06/2019**

**FROM ACCOUNT 315 TO 315 - ENTRIES: ALL**

Printed: Friday 9 August, 2019 @ 15:20:47

Date	Ref	Type	Units	Debits \$	Credits \$	Balance \$
<b>315      <u>Bank Charges</u></b>						
01/07/2018	0	Bank Statement		2.50		2.50
		Narration: paper statement fee				
01/09/2018	0	Bank Statement		2.50		5.00
		Narration: paper statement fee				
01/10/2018	0	Bank Statement		2.50		7.50
		Narration: paper statement fee				
01/11/2018	0	Bank Statement		2.50		10.00
		Narration: paper statement fee				
01/12/2018	0	Bank Statement		2.50		12.50
		Narration: paper statement fee				
01/01/2019	0	Bank Statement		2.50		15.00
		Narration: paper statement fee				

*per bank Statement*

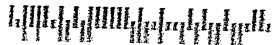
Total Debits:    **\$15.00**

Total Credits:

Current Year Profit/(Loss):    **N/A**

491

WPg



030

MR ALAN CHEUNG  
 24 BANCHORY AVE  
 HILLSIDE VIC 3037

Statement 61 (Page 1 of 2)

Account Number 06 7167 16292399

Statement Period 1 Jul 2018 - 31 Jul 2018

Closing Balance \$28,264.12 CR

Enquiries 13 1998  
 (24 hours a day, 7 days a week)

## Direct Investment Account

Your CommSec Commonwealth Direct Investment Account specifically designed for CommSec share traders can grow your savings while you plan your next investment. Earn a competitive rate of interest on balances over \$10,000. You can enjoy instant access to your money through ATMs, NetBank, EFTPOS, telephone banking and bank branches.

Name: ALLAN CHEUNG NOMINEES PTY LTD - K P ALA  
 N CHEUNG S - F A - C -

Note: Have you checked your statement today? It's easy to find out more information about each of your transactions by logging on to the CommBank App or NetBank. Should you have any questions on fees or see an error please contact us on the details above. Cheque proceeds are available when cleared.

Date	Transaction	Debit	Credit	Balance
01 Jul	2018 OPENING BALANCE			\$30,322.25 CR
01 Jul	CREDIT INTEREST EARNED on this account to June 30, 2018 is \$1,149.14			
01 Jul	Credit Interest		12.46 ✓	\$30,334.71 CR
01 Jul	Paper Statement Fee	2.50 ✓		\$30,332.21 CR
02 Jul	Direct Credit 489317 ECX ITW DIV 001216917785		160.00 ✓	\$30,492.21 CR
02 Jul	Direct Credit 397204 ANZ DIVIDEND A065/00332331		400.00 ✓	\$30,892.21 CR
04 Jul	Direct Credit 250556 WBC DIVIDEND 001216383292		748.36 ✓	\$31,638.57 CR
05 Jul	Direct Credit 002473 NAB INTERIM DIV DV191/00624091		990.00 ✓	\$32,628.57 CR
18 Jul	Direct Debit 062934 COMMONWEALTH SEC COMMSEC	4,439.95 ✓		\$28,188.62 CR
20 Jul	Direct Credit 453211 FET S00106136131		75.50 ✓	\$28,264.12 CR
31 Jul	2018 CLOSING BALANCE			\$28,264.12 CR

Opening balance	-	Total debits	+	Total credits	=	Closing balance
\$30,322.25 CR		\$4,442.45		\$2,384.32		\$28,264.12 CR

/\* 1021.2396.1.1 7225859 0303 SL RA 5162 D2 12.0 V06 00 25

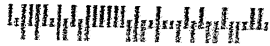
Statement 62 (Page 1 of 2)

Account Number 06 7167 16292399

Statement Period 1 Aug 2018 - 31 Aug 2018

Closing Balance \$10,065.94 CR

Enquiries 13 1998  
 (24 hours a day, 7 days a week)



030

MR ALAN CHEUNG  
 24 BANCHORY AVE  
 HILLSIDE VIC 3037

**Direct Investment Account**

Your CommSec Commonwealth Direct Investment Account specifically designed for CommSec share traders can grow your savings while you plan your next investment. Earn a competitive rate of interest on balances over \$10,000. You can enjoy instant access to your money through ATMs, NetBank, EFTPOS, telephone banking and bank branches.

Name: ALLAN CHEUNG NOMINEES PTY LTD - K P ALAN CHEUNG S - F A - C -

Note: Have you checked your statement today? It's easy to find out more information about each of your transactions by logging on to the CommBank App or NetBank. Should you have any questions on fees or see an error please contact us on the details above. Cheque proceeds are available when cleared.

Date	Transaction	Debit	Credit	Balance
01 Aug 2018	OPENING BALANCE			\$28,264.12 CR
01 Aug	Credit Interest		12.92 ✓	\$28,277.04 CR
02 Aug	Transfer to xx0284 NetBank Pension from sfund	15,000.00 ✓		\$13,277.04 CR
09 Aug	Direct Credit 483066 ARENA REIT S00106136131		64.00 ✓	\$13,341.04 CR
09 Aug	Direct Debit 062934 COMMONWEALTH SEC COMMSEC	1,889.95 ✓		\$11,451.09 CR
10 Aug	Direct Credit 302169 VVR DST 001217531177		139.80 ✓	\$11,590.89 CR
10 Aug	Direct Debit 062934 COMMONWEALTH SEC COMMSEC	2,014.95 ✓		\$9,575.94 CR
14 Aug	Direct Credit 409688 SYD DISTRIBUTION AUG18/00866199		555.00 ✓	\$10,130.94 CR
16 Aug	Transfer to other Bank NetBank ASIC annual fees	163.00 ✓		\$9,967.94 CR
29 Aug	Direct Credit 219182 NATIONAL STORAGE AUG18/00802655		98.00 ✓	\$10,065.94 CR
31 Aug 2018	CLOSING BALANCE			\$10,065.94 CR

Opening balance	-	Total debits	+	Total credits	=	Closing balance
\$28,264.12 CR		\$19,067.90		\$869.72		\$10,065.94 CR

/\* 24019-43980-1-72250R3-0903 SL RA-S151-D249-O V06-00-25

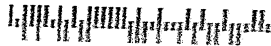
Statement 63 (Page 1 of 2)

Account Number 06 7167 16292399

Statement Period 1 Sep 2018 - 30 Sep 2018

Closing Balance \$33,105.32 CR

Enquiries 13 1998  
 (24 hours a day, 7 days a week)



030

MR ALAN CHEUNG  
 24 BANCHORY AVE  
 HILLSIDE VIC 3037

## Direct Investment Account


Your CommSec Commonwealth Direct Investment Account specifically designed for CommSec share traders can grow your savings while you plan your next investment. Earn a competitive rate of interest on balances over \$10,000. You can enjoy instant access to your money through ATMs, NetBank, EFTPOS, telephone banking and bank branches.

Name: ALLAN CHEUNG NOMINEES PTY LTD - K P ALA  
 N CHEUNG S - F A - C -

Note: Have you checked your statement today? It's easy to find out more information about each of your transactions by logging on to the CommBank App or NetBank. Should you have any questions on fees or see an error please contact us on the details above. Cheque proceeds are available when cleared.

Date	Transaction	Debit	Credit	Balance
01 Sep 2018	OPENING BALANCE			\$10,065.94 CR
01 Sep	Credit Interest		1.45 ✓	\$10,067.39 CR
01 Sep	Paper Statement Fee	2.50 ✓		\$10,064.89 CR
14 Sep	Direct Credit 071224 TABCORP DIV 001218083312		300.00 ✓	\$10,364.89 CR
18 Sep	Direct Credit 012721 ATO ATO001000010402365		3,772.49 ✓	\$14,137.38 CR
19 Sep	Direct Credit 062895 COMMONWEALTH SEC COMMSEC		16,725.10 ✓	\$30,862.48 CR
20 Sep	Direct Credit 458106 ALUMINA LIMITED SEP18/00837257		585.47 ✓	\$31,447.95 CR
20 Sep	Direct Credit 458106 WOODSIDE INT18/00641464		364.01 ✓	\$31,811.96 CR
20 Sep	Direct Credit 458106 RIO TINTO LTD AUI18/00893512		683.36 ✓	\$32,495.32 CR
24 Sep	Transfer to other Bank NetBank SuperAccFee	1,500.00 ✓		\$30,995.32 CR
27 Sep	Direct Credit 088147 TLS FNL DIV 001220136818		880.00 ✓	\$31,875.32 CR
28 Sep	Direct Credit 401507 CBA FNL DIV 001218424043		1,155.00 ✓	\$33,030.32 CR

\*# 30677008.1.1 Z258R3 0303 SL R3 8164 Data © V06.00.26



Date	Transaction	Debit	Credit	Balance
28 Sep	Direct Credit 458106 MHJ DIVIDEND FIN18/00802764		75.00 ✓	\$33,105.32 CR
30 Sep	2018 CLOSING BALANCE			\$33,105.32 CR

Opening balance	-	Total debits	+	Total credits	=	Closing balance
\$10,065.94 CR		\$1,502.50		\$24,541.88		\$33,105.32 CR

**Your Credit Interest Rate Summary**

Date	Balance	Standard Credit Interest Rate (p.a.)
30 Sep	Less than \$10,000.00	0.00%
	\$10,000.00 - \$19,999.99	0.25%
	\$20,000.00 - \$49,999.99	0.50%
	\$50,000.00 - \$99,999.99	0.80%
	\$100,000.00 - \$249,999.99	1.30%
	\$250,000.00 - \$499,999.99	1.50%
	\$500,000.00 and over	1.75%

Note: Interest rates are effective as at the date shown but are subject to change.

**IMPORTANT NOTICE**

**New daily cash deposit limit for ATMs that accept instant deposits.**

We will be updating our terms and conditions on 31 January 2019 to reflect the introduction of a \$10,000 daily deposit limit per account for cash deposits made at our ATMs that accept instant deposits. This new daily cash deposit limit applies to both personal and business accounts.

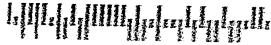
The following terms and conditions where applicable to you, will be amended to reflect this change:

- Electronic Banking Terms and Conditions
- Transactions, Savings and Investment Accounts Terms and Conditions
- Business, Transaction and Savings Accounts Terms and Conditions

These changes form part of our efforts to continuously improve controls at our ATMs that accept instant deposits, while balancing the banking needs of our customers.

If you need to deposit more than \$10,000 in cash, you still can do this at any CommBank branch.





030

MR ALAN CHEUNG  
 24 BANCHORY AVE  
 HILLSIDE VIC 3087

Statement 64 (Page 1 of 2)

Account Number 06 7167 16292399

Statement Period 1 Oct 2018 - 31 Oct 2018

Closing Balance \$26,502.58 CR

Enquiries 13 1998  
 (24 hours a day, 7 days a week)

**Direct Investment Account**

Your CommSec Commonwealth Direct Investment Account specifically designed for CommSec share traders can grow your savings while you plan your next investment. Earn a competitive rate of interest on balances over \$10,000. You can enjoy instant access to your money through ATMs, NetBank, EFTPOS, telephone banking and bank branches.

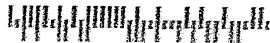
Name: ALLAN CHEUNG NOMINEES PTY LTD - K P ALA  
 N CHEUNG S - F A - C -

Note: Have you checked your statement today? It's easy to find out more information about each of your transactions by logging on to the CommBank App or NetBank. Should you have any questions on fees or see an error please contact us on the details above. Cheque proceeds are available when cleared.

Date	Transaction	Debit	Credit	Balance
01 Oct 2018	OPENING BALANCE			\$33,105.32 CR
01 Oct	Credit Interest		6.55 ✓	\$33,111.87 CR
01 Oct	Paper Statement Fee	2.50 ✓		\$33,109.37 CR
09 Oct	Direct Debit 062934 COMMONWEALTH SEC COMMSEC	6,859.95 ✓		\$26,249.42 CR
11 Oct	Direct Credit 458106 SOUTH32 DIVIDEND AF005/01042486		173.16 ✓	\$26,422.58 CR
19 Oct	Direct Credit 453211 FET S00106136131		80.00 ✓	\$26,502.58 CR
31 Oct 2018	CLOSING BALANCE			\$26,502.58 CR

Opening balance	-	Total debits	+	Total credits	=	Closing balance
\$33,105.32 CR		\$6,862.45		\$259.71		\$26,502.58 CR

\*# 24278, 80686, 1, 2, ZZ250R3 0303 SL R3, 8151, D304, OV06, 00, 25



030

MR ALAN CHEUNG  
 24 BANCHORY AVE  
 HILLSIDE VIC 3037

Statement 65 (Page 1 of 1)

Account Number 06 7167 16292399

Statement Period 1 Nov 2018 - 30 Nov 2018

Closing Balance \$26,579.54 CR

Enquiries 13 1998  
 (24 hours a day, 7 days a week)

## Direct Investment Account

Your CommSec Commonwealth Direct Investment Account specifically designed for CommSec share traders can grow your savings while you plan your next investment. Earn a competitive rate of interest on balances over \$10,000. You can enjoy instant access to your money through ATMs, NetBank, EFTPOS, telephone banking and bank branches.

Name: ALLAN CHEUNG NOMINEES PTY LTD - K P ALA  
 N CHEUNG S - F A - C -

Note: Have you checked your statement today? It's easy to find out more information about each of your transactions by logging on to the CommBank App or NetBank. Should you have any questions on fees or see an error please contact us on the details above. Cheque proceeds are available when cleared.

Date	Transaction	Debit	Credit	Balance
01 Nov 2018	OPENING BALANCE			\$26,502.58 CR
01 Nov	Credit Interest		11.96	\$26,514.54 CR
01 Nov	Paper Statement Fee	2.50		\$26,512.04 CR
08 Nov	Direct Credit 483066 ARENA REIT S00106136131		67.50	\$26,579.54 CR
30 Nov 2018	CLOSING BALANCE			\$26,579.54 CR

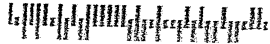
Opening balance	-	Total debits	+	Total credits	=	Closing balance
\$26,502.58 CR		\$2.50		\$79.46		\$26,579.54 CR

### Your Credit Interest Rate Summary

Date	Balance	Standard Credit Interest Rate (p.a.)
30 Nov	Less than \$10,000.00	0.00%
	\$10,000.00 - \$19,999.99	0.25%
	\$20,000.00 - \$49,999.99	0.50%
	\$50,000.00 - \$99,999.99	0.80%
	\$100,000.00 - \$249,999.99	1.30%
	\$250,000.00 - \$499,999.99	1.50%
	\$500,000.00 and over	1.75%

Note. Interest rates are effective as at the date shown but are subject to change.

\*/# 2171-810-1, 2 2225883 9303 SL R3 5162 D334 © V06 00 25



030

MR ALAN CHEUNG  
 24 BANCHORY AVE  
 HILLSIDE VIC 3037

Statement 66 (Page 1 of 2)

Account Number 06 7167 16292399

Statement Period 1 Dec 2018 - 31 Dec 2018

Closing Balance \$28,524.32 CR

Enquiries 13 1998  
 (24 hours a day, 7 days a week)

## Direct Investment Account

Your CommSec Commonwealth Direct Investment Account specifically designed for CommSec share traders can grow your savings while you plan your next investment. Earn a competitive rate of interest on balances over \$10,000. You can enjoy instant access to your money through ATMs, NetBank, EFTPOS, telephone banking and bank branches.

Name: ALLAN CHEUNG NOMINEES PTY LTD - K P ALA  
 N CHEUNG S - F A - C -

Note: Have you checked your statement today? It's easy to find out more information about each of your transactions by logging on to the CommBank App or NetBank. Should you have any questions on fees or see an error please contact us on the details above. Cheque proceeds are available when cleared.

Date	Transaction	Debit	Credit	Balance
01 Dec 2018	OPENING BALANCE			\$26,579.54 CR
01 Dec	Credit Interest		10.92 ✓	\$26,590.46 CR
01 Dec	Paper Statement Fee	2.50 ✓		\$26,587.96 CR
14 Dec	Direct Credit 002473 NAB FINAL DIV DV192/00614907		990.00 ✓	\$27,577.96 CR
18 Dec	Direct Credit 397204 ANZ DIVIDEND A066/00681259		200.00 ✓	\$27,777.96 CR
20 Dec	Direct Credit 250556 WBC DIVIDEND 001223228132		746.36 ✓	\$28,524.32 CR
31 Dec 2018	CLOSING BALANCE			\$28,524.32 CR

Opening balance	-	Total debits	+	Total credits	=	Closing balance
\$26,579.54 CR		\$2.50		\$1,947.28		\$28,524.32 CR

\*# 26189 40760 1 2 2225083 0303 SL R3 S151 D365 O V06 00 25

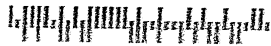
Statement 67 (Page 1 of 2)

Account Number 06 7167 16292399

Statement Period 1 Jan 2019 - 31 Jan 2019

Closing Balance \$12,003.77 CR

Enquiries 13 1998  
 (24 hours a day, 7 days a week)



030

MR ALAN CHEUNG  
 24 BANCHORY AVE  
 HILLSIDE VIC 3037

## Direct Investment Account

Your CommSec Commonwealth Direct Investment Account specifically designed for CommSec share traders can grow your savings while you plan your next investment. Earn a competitive rate of interest on balances over \$10,000. You can enjoy instant access to your money through ATMs, NetBank, EFTPOS, telephone banking and bank branches.

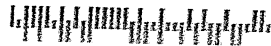
Name: ALLAN CHEUNG NOMINEES PTY LTD - K P ALA  
 N CHEUNG S - F A - C -

Note: Have you checked your statement today? It's easy to find out more information about each of your transactions by logging on to the CommBank App or NetBank. Should you have any questions on fees or see an error please contact us on the details above. Cheque proceeds are available when cleared.

Date	Transaction	Debit	Credit	Balance
01 Jan 2019	OPENING BALANCE			\$28,524.32 CR
01 Jan	Credit Interest		11.70 ✓	\$28,536.02 CR
01 Jan	Paper Statement Fee	2.50 ✓		\$28,533.52 CR
21 Jan	Direct Credit 453211 CQE Distribution S00106136131		80.00 ✓	\$28,613.52 CR
25 Jan	Direct Credit 489317 ECX FNL DW 001223904683		320.00 ✓	\$28,933.52 CR
30 Jan	Direct Debit 062934 COMMONWEALTH SEC COMMSEC	16,929.75 ✓		\$12,003.77 CR
31 Jan 2019	CLOSING BALANCE			\$12,003.77 CR

Opening balance	-	Total debits	+	Total credits	=	Closing balance
\$28,524.32 CR		\$16,932.25		\$4111.70		\$12,003.77 CR

#\* 22600-46928-1-2 ZZ250R3 0303 SL R3 8952 P03 1 O V06 00 25



030

MR ALAN CHEUNG  
 24 BANCHORY AVE  
 HILLSIDE VIC 3037

Statement 68 (Page 1 of 2)

Account Number 06 7167 16292399

Statement Period 1 Feb 2019 - 28 Feb 2019

Closing Balance \$31,292.37 CR

Enquiries 13 1998  
 (24 hours a day, 7 days a week)

## Direct Investment Account

Your CommSec Commonwealth Direct Investment Account specifically designed for CommSec share traders can grow your savings while you plan your next investment. Earn a competitive rate of interest on balances over \$10,000. You can enjoy instant access to your money through ATMs, NetBank, EFTPOS, telephone banking and bank branches.

Name: ALLAN CHEUNG NOMINEES PTY LTD - K P ALA  
 N CHEUNG S - F A - C -

Note: Have you checked your statement today? It's easy to find out more information about each of your transactions by logging on to the CommBank App or NetBank. Should you have any questions on fees or see an error please contact us on the details above. Cheque proceeds are available when cleared.

Date	Transaction	Debit	Credit	Balance
01 Feb 2019	OPENING BALANCE			\$12,003.77 CR
01 Feb	Credit Interest		11.53 ✓	\$12,015.30 CR
07 Feb	Direct Credit 483066 ARENA REIT S00106136131		67.50 ✓	\$12,082.80 CR
11 Feb	Direct Credit 062895 COMMONWEALTH SEC COMMSEC		18,485.05 ✓	\$30,567.85 CR
14 Feb	Direct Credit 409688 SYD DISTRIBUTION FEB19/00866687		570.00 ✓	\$31,137.85 CR
15 Feb	Direct Credit 458106 CYBG DIVIDEND AU002/00926913		13.92 ✓	\$31,151.77 CR
28 Feb	Direct Credit 302169 VVR DST 001224233352		140.60 ✓	\$31,292.37 CR
28 Feb 2019	CLOSING BALANCE			\$31,292.37 CR

Opening balance	-	Total debits	+	Total credits	=	Closing balance
\$12,003.77 CR		NIL		\$19,288.60		\$31,292.37 CR

\*# 28 116 42664 1 2 Z2250RA 0303 SL R3 8652 D059 O V06 00 25



Statement 69 (Page 1 of 2)

Account Number 06 7167 16292399

Statement Period 1 Mar 2019 - 31 Mar 2019

Closing Balance \$33,743.66 CR

Enquiries 13 1998  
 (24 hours a day, 7 days a week)



030

MR ALAN CHEUNG  
 24 BANCHORY AVE  
 HILLSIDE VIC 3037

## Direct Investment Account

Your CommSec Commonwealth Direct Investment Account specifically designed for CommSec share traders can grow your savings while you plan your next investment. Earn a competitive rate of interest on balances over \$10,000. You can enjoy instant access to your money through ATMs, NetBank, EFTPOS, telephone banking and bank branches.

Name: ALLAN CHEUNG NOMINEES PTY LTD - K P ALAN CHEUNG S - F A - C -

Note: Have you checked your statement today? It's easy to find out more information about each of your transactions by logging on to the CommBank App or NetBank. Should you have any questions on fees or see an error please contact us on the details above. Cheque proceeds are available when cleared.

Date	Transaction	Debit	Credit	Balance
01 Mar 2019	OPENING BALANCE			\$31,292.37 CR
01 Mar	Credit Interest		8.48 ✓	\$31,300.85 CR
01 Mar	Direct Credit 219182 NATIONAL STORAGE MAR19/00802539		90.00 ✓	\$31,390.85 CR
11 Mar	VIVA ENERGY REIT NetBank BPAY 46409 3735100000333322 Viva reit	4,999.60 ✓		\$26,391.25 CR
13 Mar	Direct Credit 071224 TABCORP DIV 001225472918		330.00 ✓	\$26,721.25 CR
14 Mar	Direct Credit 458106 ALUMINA LIMITED MAR19/00838218		979.99 ✓	\$27,701.24 CR
15 Mar	Direct Credit 255730 SPARK INFRASTRUC S00106136131		191.00 ✓	\$27,892.24 CR
20 Mar	Direct Credit 458106 WOODSIDE FIN18/00639951		635.30 ✓	\$28,527.54 CR
27 Mar	Direct Credit 458106 MHJ DIVIDEND MAR19/00802937		125.00 ✓	\$28,652.54 CR
28 Mar	Direct Credit 303216 VVR REFUNDS 001228536021		3,691.12 ✓	\$32,343.66 CR
28 Mar	Direct Credit 401507 CBA ITM DIV/ 001224751433		1,000.00 ✓	\$33,343.66 CR
29 Mar	Direct Credit 088147 TLS INT DIV 001226637711		400.00 ✓	\$33,743.66 CR
31 Mar 2019	CLOSING BALANCE			\$33,743.66 CR

Opening balance	-	Total debits	+	Total credits	=	Closing balance
\$31,292.37 CR		\$4,999.60		\$7,450.89		\$33,743.66 CR

# 3005.12855.1.2 ZZ258R3 0303SLR3.8955.D090 O V06.00.26

Statement 70 (Page 1 of 2)

Account Number 06 7167 16292399

Statement Period 1 Apr 2019 - 30 Apr 2019

Closing Balance: \$30,507.25 CR

Enquiries 13 1998  
 (24 hours a day, 7 days a week)



030

MR ALAN CHEUNG  
 24 BANCHORY AVE  
 HILLSIDE VIC 3037

**Direct Investment Account**

Your CommSec Commonwealth Direct Investment Account specifically designed for CommSec share traders can grow your savings while you plan your next investment. Earn a competitive rate of interest on balances over \$10,000. You can enjoy instant access to your money through ATMs, NetBank, EFTPOS, telephone banking and bank branches.

Name: ALLAN CHEUNG NOMINEES PTY LTD - K P ALA  
 N CHEUNG S - F A - C -

Note: Have you checked your statement today? It's easy to find out more information about each of your transactions by logging on to the CommBank App or NetBank. Should you have any questions on fees or see an error please contact us on the details above. Cheque proceeds are available when cleared.

Date	Transaction	Debit	Credit	Balance
01 Apr 2019	OPENING BALANCE			\$33,743.66 CR
01 Apr	Credit Interest		12.65 ✓	\$33,756.31 CR
02 Apr	BOARDROOM P/L #25 NetBank BPAY 237693 57739179 Charter H Ed Fund	2,500.00 ✓		\$31,256.31 CR
04 Apr	Direct Credit 458106 SOUTH32 DIVIDEND RAU19/01034502		191.76 ✓	\$31,448.07 CR
08 Apr	Direct Debit 062934 CBA EquitySett00 IPO-74882	2,200.00 ✓		\$29,248.07 CR
18 Apr	Direct Credit 458106 RIO TINTO LTD FIN18/00168550		1,179.18 ✓	\$30,427.25 CR
24 Apr	Direct Credit 453211 CQE Distribution S00106136131		80.00 ✓	\$30,507.25 CR
30 Apr 2019	CLOSING BALANCE			\$30,507.25 CR

Opening balance	-	Total debits	+	Total credits	=	Closing balance
\$33,743.66 CR		\$4,700.00		\$1,463.59		\$30,507.25 CR

# 10811.22524.1.1.ZZ258R3 0303 SLR3.S951.B111.OV06.00.25

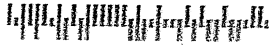
Statement 71 (Page 1 of 1)

Account Number 06 7167 16292399

Statement Period 1 May 2019 - 31 May 2019

Closing Balance \$30,623.47 CR

Enquiries 13 1998  
 (24 hours a day, 7 days a week)



030

MR ALAN CHEUNG  
 24 BANCHORY AVE  
 HILLSIDE VIC 3087

## Direct Investment Account

Your CommSec Commonwealth Direct Investment Account specifically designed for CommSec share traders can grow your savings while you plan your next investment. Earn a competitive rate of interest on balances over \$10,000. You can enjoy instant access to your money through ATMs, NetBank, EFTPOS, telephone banking and bank branches.

Name: ALLAN CHEUNG NOMINEES PTY LTD - K P ALAN  
 N CHEUNG S - F A - C -

Note: Have you checked your statement today? It's easy to find out more information about each of your transactions by logging on to the CommBank App or NetBank. Should you have any questions on fees or see an error please contact us on the details above. Cheque proceeds are available when cleared.

Date	Transaction	Debit	Credit	Balance														
01 May 2019	OPENING BALANCE			\$30,507.25 CR														
01 May	Credit Interest		12.47 ✓	\$30,519.72 CR														
09 May	Direct Credit 483066 ARENA REIT S00106136131		67.50 ✓	\$30,587.22 CR														
24 May	Direct Credit 539212 CMW MAR DST 001229257250		36.25 ✓	\$30,623.47 CR														
31 May 2019	CLOSING BALANCE			\$30,623.47 CR														
<table border="0" style="width: 100%;"> <tr> <td style="text-align: right;">Opening balance</td> <td style="text-align: center;">-</td> <td style="text-align: right;">Total debits</td> <td style="text-align: center;">+</td> <td style="text-align: right;">Total credits</td> <td style="text-align: center;">=</td> <td style="text-align: right;">Closing balance</td> </tr> <tr> <td style="text-align: right;">\$30,507.25 CR</td> <td></td> <td style="text-align: right;">Nil</td> <td></td> <td style="text-align: right;">\$116.22</td> <td></td> <td style="text-align: right;">\$30,623.47 CR</td> </tr> </table>					Opening balance	-	Total debits	+	Total credits	=	Closing balance	\$30,507.25 CR		Nil		\$116.22		\$30,623.47 CR
Opening balance	-	Total debits	+	Total credits	=	Closing balance												
\$30,507.25 CR		Nil		\$116.22		\$30,623.47 CR												

### Your Credit Interest Rate Summary

Date	Balance	Standard Credit Interest Rate (p.a.)
31 May	Less than \$10,000.00	0.00%
	\$10,000.00 - \$19,999.99	0.25%
	\$20,000.00 - \$49,999.99	0.50%
	\$50,000.00 - \$99,999.99	0.80%
	\$100,000.00 - \$249,999.99	1.30%
	\$250,000.00 - \$499,999.99	1.50%
	\$500,000.00 and over	1.75%

Note: Interest rates are effective as at the date shown but are subject to change.

1# 220-220-1.1 ZZZ250R3 0803 SL R3 5959.D151 © V08.00.25





030

MR ALAN CHEUNG  
 24 BANCHORY AVE  
 HILLSIDE VIC 3087

## Direct Investment Account

If this account has an attached overdraft limit or facility and we send you a statement every 4 or 6 months, we will update your statement preference to every 3 months as part of changes made to the new Banking Code of Practice from 1 July 2019.

Your CommSec Commonwealth Direct Investment Account specifically designed for CommSec share traders can grow your savings while you plan your next investment. Earn a competitive rate of interest on balances over \$10,000. You can enjoy instant access to your money through ATMs, NetBank, EFTPOS, telephone banking and bank branches.

Name: ALLAN CHEUNG NOMINEES PTY LTD - K P ALAN CHEUNG S - F A - C -

Note: Have you checked your statement today? It's easy to find out more information about each of your transactions by logging on to the CommBank App or NetBank. Should you have any questions on fees or see an error please contact us on the details above. Cheque proceeds are available when cleared.

Date	Transaction	Debit	Credit	Balance
01 Jun 2019	OPENING BALANCE			\$30,623.47 CR
01 Jun	Credit Interest		12.99 ✓	\$30,636.46 CR
24 Jun	Direct Credit 250556 WBC DIVIDEND 001229543423		746.36 ✓	\$31,382.82 CR
30 Jun 2019	CLOSING BALANCE			\$31,382.82 CR

Opening balance	-	Total debits	+	Total credits	=	Closing balance
\$30,623.47 CR		Nil		\$759.35		\$31,382.82 CR

### Your Credit Interest Rate Summary

Date	Balance	Standard Credit Interest Rate (p.a.)
30 Jun	Less than \$10,000.00	0.00%
	\$10,000.00 - \$19,999.99	0.10%
	\$20,000.00 - \$49,999.99	0.15%
	\$50,000.00 - \$99,999.99	0.45%
	\$100,000.00 - \$249,999.99	0.95%
	\$250,000.00 - \$499,999.99	1.15%
	\$500,000.00 and over	1.40%

Note: Interest rates are effective as at the date shown but are subject to change.



# 10012834B.1.1 Z220R3 0303 8LR3 8959 D167 0 V06.00.25

# Portfolio Valuation

30 JUNE 2019

CommSec



SHARES - 2472167 - HIN 63816264

ALLAN CHEUNG NOMINEES PTY LTD <K P ALAN CHEUNG S/F A/C>

WPLO

Portfolio	Units	Unit Price	Portfolio Value	% of Portfolio
ANZ - ANZ BANKING GRP LTD FPO (ORDINARY FULLY PAID)	250	\$28.2100 ✓	\$7,052.50 ✓	2.33%
ARF - ARENA REIT. STAPLED (FULLY PAID ORDINARY/UNITS STAPLED SECURITIES)	2,000	\$2.7400 ✓	\$5,480.00 ✓	1.81%
AWC - ALUMINA LIMITED FPO (ORDINARY FULLY PAID)	5,000	\$2.3300 ✓	\$11,650.00 ✓	3.84%
CBA - COMMONWEALTH BANK. FPO (ORDINARY FULLY PAID)	500	\$82.7800 ✓	\$41,390.00 ✓	13.65%
CMW - CROMWELL PROP STAPLED (FULLY PAID ORDINARY/UNITS STAPLED SECURITIES)	2,000	\$1.1550 ✓	\$2,310.00 ✓	0.76%
CQE - CHARTER HALL EDU TR UNIT (UNITS FULLY PAID)	2,746	\$3.6400 ✓	\$9,995.44 ✓	3.30%
CYB - CYBG PLC CDI 1:1 (CDI 1:1 FOREIGN EXEMPT LSE)	250	\$3.4200 ✓	\$855.00 ✓	0.28%
ECX - ECLIPX GROUP LTD FPO (ORDINARY FULLY PAID)	4,000	\$1.3100 ✓	\$5,240.00 ✓	1.73%
MHJ - MICHAEL HILL INT FPO (ORDINARY FULLY PAID)	5,000	\$0.5400 ✓	\$2,700.00 ✓	0.89%
NAB - NATIONAL AUST. BANK FPO (ORDINARY FULLY PAID)	1,000	\$26.7200 ✓	\$26,720.00 ✓	8.81%
NSR - NATIONAL STORAGE STAPLED (FULLY PAID ORDINARY/UNITS STAPLED SECURITIES)	2,000	\$1.7500 ✓	\$3,500.00 ✓	1.15%
PCI - PERPETUAL CRED TRUST UNITS (ORDINARY UNITS FULLY PAID)	2,000	\$1.1200 ✓	\$2,240.00 ✓	0.74%
RIO - RIO TINTO LIMITED FPO (ORDINARY FULLY PAID)	200	\$103.7600 ✓	\$20,752.00 ✓	6.84%
S32 - SOUTH32 LIMITED FPO (ORDINARY FULLY PAID)	2,000	\$3.1800 ✓	\$6,360.00 ✓	2.10%
SGP - STOCKLAND STAPLED (FULLY PAID ORDINARY/UNITS STAPLED SECURITIES)	1,000	\$4.1700 ✓	\$4,170.00 ✓	1.38%
SKI - SPARK INFRASTRUCTURE STP FORUS (STAPLED \$0.65 LOAN NOTE AND UNIT US PROHIBITED)	3,000	\$2.4300 ✓	\$7,290.00 ✓	2.40%
SYD - SYD AIRPORT STAPLED (FULLY PAID ORDINARY/UNITS STAPLED SECURITIES)	3,000	\$8.0400 ✓	\$24,120.00 ✓	7.95%
TAH - TABCORP HOLDINGS LTD FPO (ORDINARY FULLY PAID)	3,000	\$4.4500 ✓	\$13,350.00 ✓	4.40%
TLS - TELSTRA CORPORATION. FPO (ORDINARY FULLY PAID)	5,000	\$3.8500 ✓	\$19,250.00 ✓	6.35%
VCX - VICINITY CENTRES STAPLED (FULLY PAID ORDINARY/UNITS STAPLED SECURITIES)	2,000	\$2.4500 ✓	\$4,900.00 ✓	1.62%
VVR - VIVA ENERGY REIT STAPLED (FULLY PAID ORDINARY/UNITS STAPLED SECURITIES)	4,564	\$2.6000 ✓	\$11,866.40 ✓	3.91%
WBC - WESTPAC BANKING CORP FPO (ORDINARY FULLY PAID)	794	\$28.3600 ✓	\$22,517.84 ✓	7.42%
WPL - WOODSIDE PETROLEUM FPO (ORDINARY FULLY PAID)	500	\$36.3600 ✓	\$18,180.00 ✓	5.99%
		<b>Sub Total</b>	<b>\$271,889.18</b>	<b>89.65%</b>
<b>Cash Accounts</b>				
			<b>Portfolio Value</b>	<b>% of Portfolio</b>
CDIA - 06716716292399			\$31,382.82	10.35%
		<b>TOTAL</b>	<b>\$303,272.00</b>	<b>100.00%</b>

**ASX:PCI**  
**PERPETUAL  
 CREDIT  
 INCOME  
 TRUST**

**Perpetual Credit Income Trust | ARSN 626 053 496**

Responsible Entity: Perpetual Trust Services Limited ACN 000 142 049 AFSL No. 236848  
 Investment Manager: Perpetual Investment Management Limited ACN 000 868 535 AFSL No. 234426

All Registry Communication to:



GPO Box 5193, Sydney NSW 2001  
 1300 288 664 (within Australia)  
 +61 2 9698 5414 (international)  
 perpetual@automicgroup.com.au  
 www.automic.com.au

030 1464 PCI



ALLAN CHEUNG NOMINEES PTY LTD  
 <K P ALAN CHEUNG S/F A/C>  
 24 BANCHORY AVE  
 HILLSIDE VIC 3037

Holder Identification Number

X0063816264

SECURITY CODE: PCI

DATE OF STATEMENT: 8 May 2019

TAX FILE No / ABN: Unquoted

## Transaction Confirmation

### UNITS

DATE	TRANSACTION TYPE	QUANTITY ON	QUANTITY OFF	HOLDING BALANCE
8 May 2019	Initial Public Offer	2,000		2,000

*new share  
 This is the ~~share~~  
 I spent \$2200  
 into it*

Important: You will need to quote the HIN and name of Issuer for all future dealings in these Units. This statement is an important document and should be kept in a safe place.

NOTE: The closing balance shown includes all transfers registered as at close of business on the statement date. Unitholders should not rely on the balance shown in the statement as being a complete record of their current unitholding and the responsible entity will not be liable for any financial loss incurred by a unitholder who relies on the balance shown without making their own adjustments for any transfers relating to transactions which have yet to be registered. Unitholders should notify the responsible entity of any discrepancies in this statement.

The Australian Taxation Office ("ATO") advises you to keep this statement as a permanent record. Disposal of securities by Australian residents may result in Capital Gains Tax. If you would like a copy of "Guide to Capital Gains Tax", published by the ATO, telephone 1300 720 092




WPit

Portfolio Valuation	Account Number	Account Name	Value as at 30 June 2019
Shares	2472167	ALLAN CHEUNG NOMINEES PTY LTD <K P ALAN CHEUNG S/F A/C>	\$271,889.18
CDIA	16292399	ALLAN CHEUNG NOMINEES PTY LTD <K P ALAN CHEUNG S/F A/C>	\$31,382.82
<b>TOTAL PORTFOLIO VALUE</b>			<b>\$303,272.00</b>


**Allocation as at 30 June 2019**

**Shares in your portfolio**



- CBA (15.22%)
- NAB (9.83%)
- SYD (8.87%)
- WBC (8.28%)
- RIO (7.63%)
- TLS (7.08%)
- WPL (6.69%)
- TAH (4.91%)
- VVR (4.36%)
- All Others (27.12%)

**Sectors in your portfolio**



- Consumer Disc. (5.90%)
- Energy (6.69%)
- Financials (38.17%)
- Industrials (8.87%)
- Materials (14.26%)
- Other (4.50%)
- Real Estate (11.85%)
- Teleco. Services (7.08%)
- Utilities (2.68%)

**Estimated Interest & Dividends 2018-2019 Financial Year**

Est. Franked Dividends	\$14,156.31
Est. Unfranked Dividends	\$2,665.57
Est. Franking Credits	\$8,066.98
Est. Interest Received from Interest Rate Securities	\$0.00
Interest Received from Cash Account(s)	\$126.08
<b>TOTAL INCOME</b>	<b>\$16,947.96</b>

**Fees & Charges 2018-2019 Financial Year**

Total Brokerage (inc. GST)	\$249.40
Total Subscriptions (inc. GST)	\$0.00
Other Fees (inc. GST)	\$0.00
<b>TOTAL FEES &amp; CHARGES</b>	<b>\$249.40</b>

# BoardRoom

Smart Business Solutions

Boardroom Pty Limited

ABN 14 003 209 836

GPO Box 3993

Sydney NSW 2001

Tel: 1800 000 639 (within Australia)

Tel: +61 2 9290 9600 (outside Australia)

Fax: +61 2 9279 0664

[www.boardroomlimited.com.au](http://www.boardroomlimited.com.au)

[enquiries@boardroomlimited.com.au](mailto:enquiries@boardroomlimited.com.au)

Level 29, Suite 29.05  
Grosvenor Place, 225 George Street  
Sydney NSW 2000  
Tel: +61 2 9086 3600  
Fax: +61 2 9086 3666  
[www.sparkinfrastructure.com](http://www.sparkinfrastructure.com)

ALLAN CHEUNG NOMINEES PTY LTD  
<K P ALAN CHEUNG S/F A/C>  
24 BANCHORY AVE  
HILLSIDE VIC 3037

**ASX:** SKI

**Reference Number:** S00106136131

**TFN/ABN Status:** Not Quoted

**Subregister:** CHESS

**Record Date:** 06/03/2019

**Payment Date:** 15/03/2019

## Distribution Statement

Dear Securityholder,

The final distribution on Spark Infrastructure securities for the year ended 31 December 2018 is 8.0 cents per security (cps), which comprises 3.55 cps interest on Spark Infrastructure Trust's Loan Notes and a tax deferred amount of 4.45 cps.

Class Description	Rate Per Security	Number of Securities	Gross Distribution (AUD)
Loan Note Interest	3.55 cents	3,000	\$106.50
Tax Deferred	4.45 cents	3,000	\$133.50
		Less withholding Tax <sup>1</sup>	\$49.00
		<b>Net Payment (AUD)</b>	<b>\$191.00</b>

1. Withholding tax is deducted if your TFN or ABN has not been recorded or if non-resident withholding tax applies.

Please contact Boardroom Pty Limited on 1800 000 639 or [enquiries@boardroomlimited.com.au](mailto:enquiries@boardroomlimited.com.au) to update your details. Alternatively, you may log onto [www.investorserve.com.au](http://www.investorserve.com.au) to submit your details.

## Direct Credit Instruction

The total net payment has been paid in accordance with your instructions as shown below:

<b>Bank Domicile:</b>	AUS	<b>Receipt Currency:</b>	AUD
<b>Bank Account Type:</b>	Domestic	<b>Amount Deposited:</b>	\$191.00
<b>Bank Code:</b>	067-167		
<b>Account Number:</b>	16292399		
<b>Exchange Rate:</b>	N/A		

Please check the above details are correct and the payment has been credited to your account.

Please retain this statement for taxation purpose