



Financial Year Summary

01 Jul 2022 - 30 Jun 2023

| Summary Information A/C 160418 | +/- | |
|--|------------|---------------------|
| Holdings valuation at start of period | | \$183,044.62 |
| Holdings valuation at end of period | \$9,405.10 | \$192,449.72 |
| Portfolio at start of period | | \$183,044.62 |
| Portfolio at end of period | \$9,405.10 | \$192,449.72 |
| Total portfolio value | | \$192,449.72 |
| Total brokerage | | \$20.00 |
| Information service fees | | \$0.00 |
| Estimated dividends and distributions | | \$4,732.75 |
| Estimated franking credits | | \$2,028.32 |

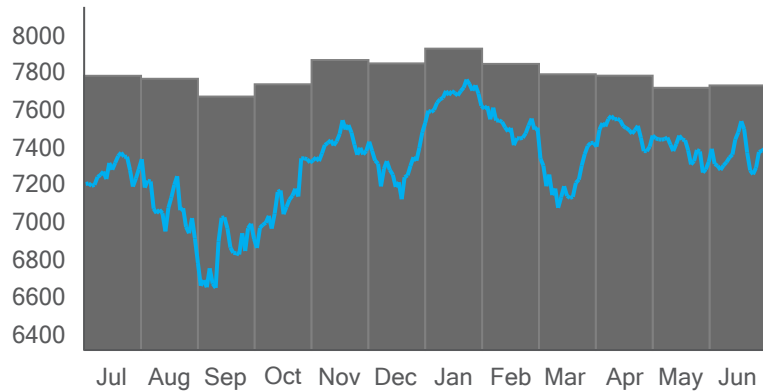


2022
 Cash 0.00%
 Holdings 100.00%



2023
 Cash 0.00%
 Holdings 100.00%

ASX ALL ORDS



While every effort has been made to provide you with an accurate statement, we give no warranty of accuracy or reliability and take no responsibility for any errors or omissions including negligence by any officers, employees or agents. We encourage you to confirm the information, holdings and valuations contained herein. Information contained in the report may only relate to the period since you commenced our service.



Holdings valuation

01 Jul 2022 - 30 Jun 2023



Holdings valuation at 1 Jul 2022

\$183,044.62

Equities

| ASX code | Description | Quantity | Price | Value |
|-----------|----------------|----------|----------|---------------------|
| AAC | AUST AG CO FPO | 20,000 | \$2.160 | \$43,200.00 |
| CBA | CWLTH BANK FPO | 200 | \$90.380 | \$18,076.00 |
| CZN | CORAZON FPO | 5,250 | \$0.018 | \$94.50 |
| FMG | FORTESCUE FPO | 1,000 | \$17.530 | \$17,530.00 |
| GEM | G8 EDUCATE FPO | 2,500 | \$1.055 | \$2,637.50 |
| NAB | NAT. BANK FPO | 1,000 | \$27.390 | \$27,390.00 |
| S32 | SOUTH32 FPO | 800 | \$3.940 | \$3,152.00 |
| Sub total | | | | \$112,080.00 |

Managed Funds

| ASX code | Description | Quantity | Price | Value |
|-----------|----------------------|-------------|------------|--------------------|
| AET03 | AUST ETHIC AUG0025AU | 15,687.366 | \$1.410361 | \$22,124.85 |
| LKH01 | LAKEHOUSE OMF1140AU | 11,154.7385 | \$1.4729 | \$16,429.81 |
| MPS06 | MPS MAQ0557AU | 17,479.46 | \$0.9593 | \$16,768.05 |
| SHF04 | SG HISCOCK ETL0118AU | 3,082.8184 | \$5.0739 | \$15,641.91 |
| Sub total | | | | \$70,964.62 |

Holdings valuation at 30 Jun 2023

\$192,449.72

Equities

| ASX code | Description | Quantity | Price | Value |
|----------|----------------|----------|-----------|-------------|
| AAC | AUST AG CO FPO | 20,000 | \$1.460 | \$29,200.00 |
| CBA | CWLTH BANK FPO | 200 | \$100.270 | \$20,054.00 |
| CZN | CORAZON FPO | 5,250 | \$0.015 | \$78.75 |
| FMG | FORTESCUE FPO | 1,000 | \$22.180 | \$22,180.00 |
| GEM | G8 EDUCATE FPO | 2,500 | \$1.040 | \$2,600.00 |

While every effort has been made to provide you with an accurate statement, we give no warranty of accuracy or reliability and take no responsibility for any errors or omissions including negligence by any officers, employees or agents. We encourage you to confirm the information, holdings and valuations contained herein. Information contained in the report may only relate to the period since you commenced our service.



Holdings valuation (continued)

01 Jul 2022 - 30 Jun 2023



| | | | | |
|------------------|---------------|-------|----------|---------------------|
| NAB | NAT. BANK FPO | 1,000 | \$26.370 | \$26,370.00 |
| S32 | SOUTH32 FPO | 2,000 | \$3.760 | \$7,520.00 |
| Sub total | | | | \$108,002.75 |

Managed Funds

| ASX code | Description | Quantity | Price | Value |
|------------------|----------------------|-------------|-----------|--------------------|
| AET03 | AUST ETHIC AUG0025AU | 16,434.3017 | \$1.65366 | \$27,176.75 |
| LKH01 | LAKEHOUSE OMF1140AU | 12,737.8958 | \$1.7114 | \$21,799.63 |
| MWH01 | MAC MWH MAQ0557AU | 17,909.59 | \$1.1341 | \$20,311.27 |
| SHF04 | SG HISCOCK ETL0118AU | 3,172.1359 | \$4.7789 | \$15,159.32 |
| Sub total | | | | \$84,446.97 |

While every effort has been made to provide you with an accurate statement, we give no warranty of accuracy or reliability and take no responsibility for any errors or omissions including negligence by any officers, employees or agents. We encourage you to confirm the information, holdings and valuations contained herein. Information contained in the report may only relate to the period since you commenced our service.



Holdings valuation (continued)

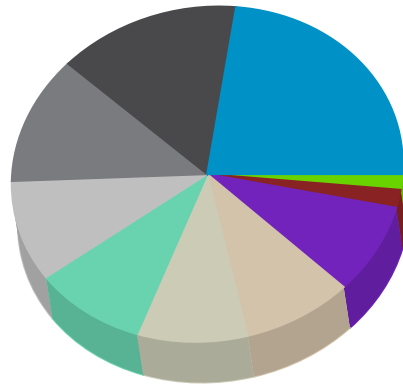
01 Jul 2022 - 30 Jun 2023

Holdings valuation at 1 Jul 2022

\$183,044.62

Holdings composition 1 Jul 2022

| | | |
|--------------|-------------|-----------|
| AAC 23.60% | FMG 9.58% | S32 1.72% |
| NAB 14.96% | MPS06 9.16% | GEM 1.44% |
| AET03 12.09% | LKH01 8.98% | CZN 0.05% |
| CBA 9.88% | SHF04 8.55% | |

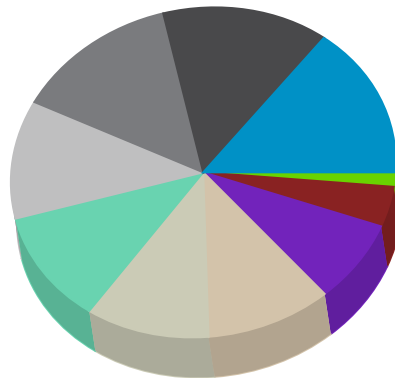


Holdings valuation at 30 Jun 2023

\$192,449.72

Holdings composition 30 Jun 2023

| | | |
|--------------|--------------|-----------|
| AAC 15.17% | LKH01 11.33% | S32 3.91% |
| AET03 14.12% | MWH01 10.55% | GEM 1.35% |
| NAB 13.70% | CBA 10.42% | CZN 0.04% |
| FMG 11.53% | SHF04 7.88% | |



While every effort has been made to provide you with an accurate statement, we give no warranty of accuracy or reliability and take no responsibility for any errors or omissions including negligence by any officers, employees or agents. We encourage you to confirm the information, holdings and valuations contained herein. Information contained in the report may only relate to the period since you commenced our service.



Transaction summary

01 Jul 2022 - 30 Jun 2023

Equities

S32 SOUTH32 LIMITED ORDINARY

| Date | Type | Action | Quantity | Unit price | Trade value | Brokerage | Other fees | GST | Total value |
|------------|------|-----------|----------|------------|-------------|-----------|------------|--------|-------------|
| 25/05/2015 | In | Transfer | 800 | \$0.0000 | \$0.00 | \$0.00 | \$0.00 | \$0.00 | \$0.00 |
| 24/11/2022 | Buy | B22855078 | 1,200 | \$4.0400 | \$4,848.00 | \$18.18 | \$0.00 | \$1.82 | \$4,868.00 |
| Sub total | | | 2,000 | | | | | | |

Managed Funds

AET03 AUST ETHICAL INVEST AET INTER WSALE

| Date | Type | Action | Quantity | Unit price | Trade value | Brokerage | Other fees | GST | Total value |
|------------|------|----------|-------------|------------|-------------|-----------|------------|--------|-------------|
| 09/07/2021 | Buy | 1013638 | 15,651.4117 | \$1.5973 | \$25,000.00 | \$27.27 | \$0.00 | \$2.73 | \$25,030.00 |
| 06/01/2022 | In | Transfer | 35.9543 | \$1.7411 | \$62.60 | \$0.00 | \$0.00 | \$0.00 | \$62.60 |
| 05/07/2022 | In | Transfer | 688.0392 | \$1.3862 | \$953.76 | \$0.00 | \$0.00 | \$0.00 | \$953.76 |
| 06/01/2023 | In | Transfer | 58.8965 | \$1.3938 | \$82.09 | \$0.00 | \$0.00 | \$0.00 | \$82.09 |
| Sub total | | | 16,434.3017 | | | | | | |

LKH01 LAKEHOUSE (EQT) LAKEHOUSE GGF

| Date | Type | Action | Quantity | Unit price | Trade value | Brokerage | Other fees | GST | Total value |
|------------|------|----------|-------------|------------|-------------|-----------|------------|--------|-------------|
| 16/07/2021 | Buy | 1013639 | 11,154.7385 | \$2.2412 | \$25,000.00 | \$27.27 | \$0.00 | \$2.73 | \$25,030.00 |
| 17/08/2022 | In | Transfer | 1,583.1573 | \$1.2688 | \$2,008.71 | \$0.00 | \$0.00 | \$0.00 | \$2,008.71 |
| Sub total | | | 12,737.8958 | | | | | | |

MPS06 MQ PROF SERIES WALTERSCOTT GL EQ HD

| Date | Type | Action | Quantity | Unit price | Trade value | Brokerage | Other fees | GST | Total value |
|------------|------|----------|-----------|------------|-------------|-----------|------------|--------|-------------|
| 12/07/2021 | Buy | 1013640 | 17,479.46 | \$1.1442 | \$20,000.00 | \$27.27 | \$0.00 | \$2.73 | \$20,030.00 |
| 07/07/2022 | In | Transfer | 430.13 | \$0.9373 | \$403.16 | \$0.00 | \$0.00 | \$0.00 | \$403.16 |

While every effort has been made to provide you with an accurate statement, we give no warranty of accuracy or reliability and take no responsibility for any errors or omissions including negligence by any officers, employees or agents. We encourage you to confirm the information, holdings and valuations contained herein. Information contained in the report may only relate to the period since you commenced our service.

Transaction summary (continued)

01 Jul 2022 - 30 Jun 2023

| | | | | | | | | | |
|------------------|-----|----------|-------------|----------|----------|--------|--------|--------|----------|
| 17/03/2023 | Out | Transfer | (17,909.59) | \$0.0000 | (\$0.00) | \$0.00 | \$0.00 | \$0.00 | (\$0.00) |
| Sub total | | | 0 | | | | | | |

MWH01 MAC INVES MGT MWH WALTER GBL EQY MWH

| Date | Type | Action | Quantity | Unit price | Trade value | Brokerage | Other fees | GST | Total value |
|------------------|------|----------|------------------|------------|-------------|-----------|------------|--------|-------------|
| 20/03/2023 | In | Transfer | 17,909.59 | \$0.0000 | \$0.00 | \$0.00 | \$0.00 | \$0.00 | \$0.00 |
| Sub total | | | 17,909.59 | | | | | | |

SHF04 SG HISCOCK SGH EMERG

| Date | Type | Action | Quantity | Unit price | Trade value | Brokerage | Other fees | GST | Total value |
|------------------|------|----------|-------------------|------------|-------------|-----------|------------|--------|-------------|
| 22/07/2021 | Buy | 1013634 | 2,898.0047 | \$6.9013 | \$20,000.00 | \$27.27 | \$0.00 | \$2.73 | \$20,030.00 |
| 03/02/2022 | In | Transfer | 184.8137 | \$7.5568 | \$1,396.60 | \$0.00 | \$0.00 | \$0.00 | \$1,396.60 |
| 04/08/2022 | In | Transfer | 89.3175 | \$4.9483 | \$441.97 | \$0.00 | \$0.00 | \$0.00 | \$441.97 |
| Sub total | | | 3,172.1359 | | | | | | |

Please note that the Transaction Date listed of any Off Market Transfers (Transfer) may not necessarily match the Date of Purchase listed on the Off Market transfer form.

While every effort has been made to provide you with an accurate statement, we give no warranty of accuracy or reliability and take no responsibility for any errors or omissions including negligence by any officers, employees or agents. We encourage you to confirm the information, holdings and valuations contained herein. Information contained in the report may only relate to the period since you commenced our service.

Brokerage & information services

01 Jul 2022 - 30 Jun 2023



| November 2022 | Amount | GST | Total |
|--------------------------|----------------|---------------|----------------|
| Brokerage and trail fees | \$18.18 | \$1.82 | \$20.00 |
| Information services | \$0.00 | \$0.00 | \$0.00 |
| | \$18.18 | \$1.82 | \$20.00 |

| | | | |
|----------------------------|---------|--------|---------|
| Brokerage total | \$18.18 | \$1.82 | \$20.00 |
| Information services total | \$0.00 | \$0.00 | \$0.00 |

While every effort has been made to provide you with an accurate statement, we give no warranty of accuracy or reliability and take no responsibility for any errors or omissions including negligence by any officers, employees or agents. We encourage you to confirm the information, holdings and valuations contained herein. Information contained in the report may only relate to the period since you commenced our service.



Estimated dividends & distributions

01 Jul 2022 - 30 Jun 2023

CBA COMMONWEALTH BANK. ORDINARY

| Ex div. date | Payment date | Type | Div. amount | Franking % | Balance | Franking credit | Est. dividend |
|---------------------|--------------|---------|-------------|------------|---------|-----------------|---------------|
| 17/08/2022 | 29/09/2022 | Final | \$2.10 | 100.00% | 200 | \$180.00 | \$420.00 |
| 22/02/2023 | 30/03/2023 | Interim | \$2.10 | 100.00% | 200 | \$180.00 | \$420.00 |
| Estimated sub total | | | | | | \$360.00 | \$840.00 |

FMG FORTESCUE METALS GRP ORDINARY

| Ex div. date | Payment date | Type | Div. amount | Franking % | Balance | Franking credit | Est. dividend |
|---------------------|--------------|---------|-------------|------------|---------|-----------------|---------------|
| 05/09/2022 | 29/09/2022 | Final | \$1.21 | 100.00% | 1,000 | \$518.57 | \$1,210.00 |
| 27/02/2023 | 29/03/2023 | Interim | \$0.75 | 100.00% | 1,000 | \$321.43 | \$750.00 |
| Estimated sub total | | | | | | \$840.00 | \$1,960.00 |

GEM G8 EDUCATION LIMITED ORDINARY

| Ex div. date | Payment date | Type | Div. amount | Franking % | Balance | Franking credit | Est. dividend |
|---------------------|--------------|---------|-------------|------------|---------|-----------------|---------------|
| 08/09/2022 | 07/10/2022 | Interim | \$0.01 | 100.00% | 2,500 | \$10.71 | \$25.00 |
| 09/03/2023 | 06/04/2023 | Final | \$0.02 | 100.00% | 2,500 | \$21.43 | \$50.00 |
| Estimated sub total | | | | | | \$32.14 | \$75.00 |

NAB NATIONAL AUST. BANK ORDINARY

| Ex div. date | Payment date | Type | Div. amount | Franking % | Balance | Franking credit | Est. dividend |
|---------------------|--------------|---------|-------------|------------|---------|-----------------|---------------|
| 11/05/2022 | 05/07/2022 | Interim | \$0.73 | 100.00% | 1,000 | \$312.86 | \$730.00 |
| 15/11/2022 | 14/12/2022 | Final | \$0.78 | 100.00% | 1,000 | \$334.29 | \$780.00 |
| Estimated sub total | | | | | | \$647.15 | \$1,510.00 |

While every effort has been made to provide you with an accurate statement, we give no warranty of accuracy or reliability and take no responsibility for any errors or omissions including negligence by any officers, employees or agents. We encourage you to confirm the information, holdings and valuations contained herein. Information contained in the report may only relate to the period since you commenced our service.

Estimated dividends & distributions (continued)

01 Jul 2022 - 30 Jun 2023



S32 SOUTH32 LIMITED ORDINARY

| Ex div. date | Payment date | Type | Div. amount | Franking % | Balance | Franking credit | Est. dividend |
|---------------------|--------------|---------|-------------|------------|---------|-----------------|---------------|
| 15/09/2022 | 13/10/2022 | Final | \$0.25131 | 100.00% | 800 | \$86.16 | \$201.05 |
| 09/03/2023 | 06/04/2023 | Interim | \$0.073349 | 100.00% | 2,000 | \$62.87 | \$146.70 |
| Estimated sub total | | | | | | \$149.03 | \$347.75 |
| Estimated total | | | | | | \$2,028.32 | \$4,732.75 |

The information presented in this report is a general estimation and is intended as a guide for indicative purposes only. It is an extrapolation of our understanding of your holdings against publicly available dividend entitlement and payment information. It should not be considered a replacement for your own records. We encourage you to confirm the information and holdings represented here.

While every effort has been made to provide you with an accurate statement, we give no warranty of accuracy or reliability and take no responsibility for any errors or omissions including negligence by any officers, employees or agents. We encourage you to confirm the information, holdings and valuations contained herein. Information contained in the report may only relate to the period since you commenced our service.

