

Randell Super Fund General Ledger



As at 30 June 2021

Transaction Date	Description	Units	Debit	Credit	Balance \$
Distributions Received (23800)					
<u>Betashares Global Energy Companies Etf - Currency Hedged (FUEL.AX)</u>					
30/06/2021	T/up June 2021 distribution outstanding		3.4	1,307.62	1,307.62 CR
30/06/2021	FUEL.AX - Betashares Global Energy Companies Etf - Currency Hedged - Generate Tax Data - 30/06/2021				1,307.62 CR
			0.00	1,307.62	1,307.62 CR
<u>Goodman Group - Fully Paid Ordinary/Units Stapled Securities (GMG.AX)</u>					
28/08/2020	Deposit GOODMAN GROUP AUG20/00806500 [Amount Receivable]		4-1	32.00	32.00 CR
25/02/2021	Deposit GOODMAN GROUP FEB21/00837992 [System Matched Income Data]		3.4 B	120.00	152.00 CR
30/06/2021	T/up June 2021 distribution outstanding		3-4 C	72.00	224.00 CR
30/06/2021	GMG.AX - Goodman Group - Fully Paid Ordinary/Units Stapled Securities - Generate Tax Data - 30/06/2021				224.00 CR
			0.00	224.00	224.00 CR
<u>Ishares S&p 500 Aud Hedged Etf - Exchange Traded Fund Units Fully Paid (IHVV.AX)</u>					
30/06/2021	T/up June 2021 distribution outstanding		3-4 J	7,359.00	7,359.00 CR
30/06/2021	IHVV.AX - Ishares S&p 500 Aud Hedged Etf - Exchange Traded Fund Units Fully Paid - Generate Tax Data - 30/06/2021				7,359.00 CR
			0.00	7,359.00	7,359.00 CR
<u>Ishares Global 100 Etf - Chess Depository Interests 1:1 Ishglb100 (IOO.AX)</u>					
06/01/2021	Deposit 100 PAYMENT JAN21/00841610 [System Matched Income Data]		3-4 H	95.24	95.24 CR
30/06/2021	T/up June 2021 distribution outstanding		3-4 I	176.30	271.54 CR
30/06/2021	IOO.AX - Ishares Global 100 Etf - Chess Depository Interests 1:1 Ishglb100 - Generate Tax Data - 30/06/2021				271.54 CR
			0.00	271.54	271.54 CR
<u>Ishares S&p 500 Etf - Chess Depository Interests 1:1 Ishs&p500 (IVV.AX)</u>					
13/10/2020	Deposit IW PAYMENT OCT20/00801681 [System Matched Income Data]		2-19 I	173.92	173.92 CR
06/01/2021	Deposit IW PAYMENT JAN21/00833979 [System Matched Income Data]		3-4 K	179.38	353.30 CR
15/04/2021	Deposit IW PAYMENT APR21/00834813 [System Matched Income Data]		3-4 L	142.72	496.02 CR
30/06/2021	T/up June 2021 distribution outstanding			171.52	667.54 CR
30/06/2021	IVV.AX - Ishares S&p 500 Etf - Chess Depository Interests 1:1 Ishs&p500 - Generate Tax Data - 30/06/2021		3-4 M		667.54 CR
			0.00	667.54	667.54 CR
<u>James Hardie Industries Plc - Chess Depository Interests 1:1 (JHX.AX1)</u>					
30/04/2021	Deposit JAMES HARDIE IND APR21/00825172		3-8 I	337.29	337.29 CR
30/06/2021	JHX.AX1 - James Hardie Industries Plc - Chess Depository Interests 1:1 - Custom Tax Data - 30/06/2021				337.29 CR
			0.00	337.29	337.29 CR
<u>Lend Lease Group - Unit/Ordinary Fully Paid Stapled Securities (LLC.AX)</u>					
17/03/2021	Deposit LLC DIST 21REC/00859814 [System Matched Income Data]		3-4 D	216.30	216.30 CR
30/06/2021	T/up June 2021 outstanding distribution		3-4 E	58.53	274.83 CR
30/06/2021	LLC.AX - Lend Lease Group - Unit/Ordinary Fully Paid Stapled Securities - Generate Tax Data -				274.83 CR

Randell Super Fund General Ledger



As at 30 June 2021

Transaction Date	Description	Units	Debit	Credit	Balance \$
	30/06/2021				
			0.00	274.83	274.83 CR
<u>McP Master Income Trust - Ordinary Units Fully Paid (MXT.AX)</u>					
10/08/2020	Deposit MCP MASTER INCOM Ref: 794112 [System Matched Income Data]			86.00	86.00 CR
08/09/2020	Deposit MCP MASTER INCOM Ref: 838891 [System Matched Income Data]		2.19	88.00	174.00 CR
09/10/2020	Deposit MCP MASTER INCOM Ref: 925899 [System Matched Income Data]			72.00	246.00 CR
09/11/2020	Deposit MCP MASTER INCOM Ref: 974869 [System Matched Income Data]			74.00	320.00 CR
08/12/2020	Deposit MCP MASTER INCOM Ref: 1026117 [System Matched Income Data]		10.3		399.00 CR
30/06/2021	MXT.AX - McP Master Income Trust - Ordinary Units Fully Paid - Generate Tax Data - 30/06/2021		3.4 F	79.00	399.00 CR
			0.00	399.00	399.00 CR
<u>Transurban Group - Ordinary Shares/Units Fully Paid Triple Stapled (TCL.AX)</u>					
16/02/2021	Deposit TCL DIV/DIST AUI21/00906965 [System Matched Income Data]			150.00	150.00 CR
30/06/2021	TCL.AX - Transurban Group - Ordinary Shares/Units Fully Paid Triple Stapled - Generate Tax Data - 30/06/2021		3.4 G		150.00 CR
			0.00	150.00	150.00 CR

Total Debits: 0.00
Total Credits: 10,990.82



2-1

Level 30 Waterfront Place
1 Eagle Street Brisbane QLD 4000
GPO Box 385 Brisbane QLD 4001
Telephone 07 3212 1333
Facsimile 07 3212 1399
www.wilsonsadvisory.com.au

MR DAVID JAMES RANDELL & MRS TRACY LEE RANDELL
<RANDELL SUPER FUND A/C>
8 ST TROPEZ TERRACE
BUNDALL QLD 4217

Termination Investment Report

Dear Sir/Madam,

Please find enclosed your Termination Investment Report for the period ending 16 October 2020.

Should you have any queries in relation to your reports please contact your Adviser,
Charles Thomasson on 07 5509 5502.

Yours sincerely,

David Bates
Manager, Investment Management Services

Wilson's Advisory and Stockbroking Ltd
ABN 68 010 529 665

Market Participant of the Australian Stock
Exchange Limited

AFSL Number 238375

This communication is not to be disclosed
in whole or in part or used by any person
without Wilson's Advisory and Stockbroking
Ltd's prior written consent.

Portfolio Summary


From 1 Jul 2020 to 16 Oct 2020

Your Account: Randell Super Fund A/C
 Account Number: W113574
 Your Adviser: Charles Thomasson
 Branch: Gold Coast
 Telephone: 07 5509 5502
 Email: charles.thomasson@wilsonsadvisory.com.au

Asset Class Summary

	Market Value	% of Assets	Target Allocation	Vs Target
Cash-Domestic	30,134	5.20%	2.00%	Overweight
Cash-International	-	- %	- %	Neutral
Fixed Interest-Domestic	24,968	4.31%	3.00%	Overweight
Fixed Interest-International	-	- %	- %	Neutral
Equity-Domestic	383,974	66.31%	65.00%	Overweight
Equity-International	98,834	17.07%	30.00%	Underweight
Alternative	41,180	7.11%	- %	Overweight
Total	579,090	100.00%	100.00%	


Holdings By Asset Class



Portfolio Movements

Market Value at start of period	548,245
Additions to portfolio	-
Withdrawals from portfolio	-
Change in Market Value	24,927
Income & Expenses	5,918
Market Value at end of period	579,090
<i>Imputation Credits</i>	2,261

Domestic Equity Holdings By Sector



Portfolio Valuation

As At: 16 Oct 2020

Your Account: Randell Super Fund A/C
 Account Number: W113574
 Your Adviser: Charles Thomasson
 Branch: Gold Coast
 Telephone: 07 5509 5502
 Email: charles.thomasson@wilsonsadvisory.com.au

Security Code	Security Description	FX* Rate	Units	Average Cost Price	Total Cost	Market Price	Market Value	% Assets
Cash-Domestic								
CMT	Cash Management Account		30,134	1.000	30,133.91	1.000	30,133.91	5.20
					30,133.91		30,133.91	5.20
Fixed Interest-Domestic								
CBAPD	Commonwealth Bank of Australia - Perp Exch Resale Sec - Perts VII		250	95.499	23,874.75	99.872	24,968.00	4.31
					23,874.75		24,968.00	4.31
Equity-Domestic-Direct								
Communication Services								
TLS	Telstra Corporation Ltd		8,000	3.946	31,569.18	2.840	22,720.00	3.92
Consumer Discretionary								
WES	Wesfarmers Ltd		175	38.355	6,712.20	48.200	8,435.00	1.46
Energy								
VEA	Viva Energy Group Ltd		6,720	2.976	20,000.00	1.680	11,289.60	1.95
WHC	Whitehaven Coal Ltd		4,000	2.608	10,432.45	1.020	4,080.00	0.70
WPL	Woodside Petroleum Ltd		500	33.789	16,894.65	18.420	9,210.00	1.59
Financials								
ANZ	ANZ Banking Grp Ltd		1,517	21.845	33,139.37	19.310	29,293.27	5.06
CBA	Commonwealth Bank		500	48.705	24,352.27	69.240	34,620.00	5.98
MOG	Macquarie Group Ltd		210	103.902	21,819.48	134.340	28,211.40	4.87
WBC	Westpac Banking Corp		550	27.915	15,353.19	18.660	10,263.00	1.77
Health Care								
CSL	CSL Ltd		20	302.203	6,044.05	299.000	5,980.00	1.03
Industrials								
AZJ	Aurizon Holdings Ltd		2,500	4.508	11,269.95	4.130	10,325.00	1.78
DOW	Downer Edl Ltd		1,180	4.761	5,617.45	4.820	5,687.60	0.98
MND	Monadelphous Group Ltd		600	14.855	8,913.09	10.250	6,150.00	1.06
NWH	NRW Holdings Ltd		5,250	1.906	10,007.45	2.080	10,920.00	1.89
SVW	Seven Group Holdings Ltd		750	18.264	13,697.81	21.180	15,885.00	2.74
TCL	Transurban Group Stapled		1,000	10.554	10,554.31	13.700	13,700.00	2.37
Materials								
AMC	Amcor Ltd		1,250	14.027	17,533.46	16.140	20,175.00	3.48
BHP	BHP Group Ltd		950	32.511	30,885.72	36.250	34,437.50	5.95
FMG	Fortescue Metals Group Ltd		750	8.749	6,561.95	16.630	12,472.50	2.15
JHX	James Hardie Industries Plc CDI 1:1		500	17.225	8,612.67	36.160	18,080.00	3.12
RIO	Rio Tinto Ltd		300	80.124	24,037.08	95.450	28,635.00	4.94

23

* The FX Rate as at the date of this report.

Portfolio Valuation

As At: 16 Oct 2020

Your Account: Randell Super Fund A/C
 Account Number: W113574
 Your Adviser: Charles Thomasson
 Branch: Gold Coast
 Telephone: 07 5509 5502
 Email: charles.thomasson@wilsonsadvisory.com.au

Security Code	Security Description	FX* Rate	Units	Average Cost Price	Total Cost	Market Price	Market Value	% Assets
GMG	Goodman Group Stapled		800	12.479	9,983.47	19.110	15,288.00	2.64
LLC	Lend Lease Group stapled		1,442	14.656	21,133.48	12.390	17,866.38	3.09
SGP	Stockland Stapled		2,500	4.137	10,342.16	4.100	10,250.00	1.77
					375,466.89		383,974.25	66.31
Equity-International-Direct								
Exchange Currency: AUD								
IHV.AXW	iShs S&P500AUDHedged - iShares S&P 500 Aud Hedged ETF		80	345.176	27,614.05	414.910	33,192.80	5.73
					27,614.05		33,192.80	5.73
Equity-International-Managed Funds								
Exchange Currency: AUD								
IOO.AXW	iShares Global 100 ETF		200	76.062	15,212.45	81.680	16,336.00	2.82
IVV.AXW	iShares Core S&P 500 ETF		100	366.586	36,658.60	493.050	49,305.00	8.51
					51,871.05		65,641.00	11.34
Alternative								
APL	Antipodes Global Investment Company Ltd		22,000	1.156	25,434.75	0.965	21,230.00	3.67
MXT	MCP Master Income Trust		10,000	2.032	20,324.75	1.995	19,950.00	3.45
					45,759.50		41,180.00	7.11
					554,720.15		579,089.96	100.00

2.4

Purchases & Sales

From 1 Jul 2020 to 16 Oct 2020

Your Account: Randell Super Fund A/C
 Account Number: W113574
 Your Adviser: Charles Thomasson
 Branch: Gold Coast
 Telephone: 07 5509 5502
 Email: charles.thomasson@wilsonsadvisory.com.au

Trade Date	Settle Date	Security Code	Security Name	FX* Rate	Units	Price	Gross Cost	Brokerage /Comm.	GST	Gain/Loss	Settlement Amount
Purchases											
06-08-20	10-08-20	AZJ	Aurizon Holdings Ltd		2.500	4,495	11,237.50	29.50	2.95	-	11,269.95
							11,237.50	29.50	2.95		11,269.95

2-5

* The FX Rate at the trade date.

Corporate Actions

From 1 Jul 2020 to 16 Oct 2020

Your Account: Randell Super Fund A/C
 Account Number: W113574
 Your Adviser: Charles Thomasson
 Branch: Gold Coast
 Telephone: 07 5509 5502
 Email: charles.thomasson@wilsonsadvisory.com.au

Trade Date	Settle Date	Security Code	Description	FX* Rate	Volume	Amount
DOW - Non Renounceable Rights Issue						
21-08-20	21-08-20	DOW	1:5.58 Non Renounceable Issue of Shares @ 3.75 AUD per share ^	1.00	180.00	675.00
VEA - Reconstruction - Share Split, Consolidation						
08-10-20	08-10-20	VEA	21:25 Consolidation of Shares (VEA.ASX) ^	1.00	-8,000.00	-20,000.00
08-10-20	08-10-20	VEA	21:25 Consolidation of Shares (VEA.ASX) v	1.00	6,720.00	20,000.00
VEA - Return of Capital						
05-10-20	13-10-20	VEA	Return of Capital @ 0.2146 AUD ^	1.00	1,716.80	1,716.80

POSTED

2-6

* The FX Rate at the initial cost date.



Additions & Withdrawals

From 1 Jul 2020 to 16 Oct 2020

Your Account: Randell Super Fund A/C
Account Number: W113574
Your Adviser: Charles Thomasson
Branch: Gold Coast
Telephone: 07 5509 5502
Email: charles.thomasson@wilsonsadvisory.com.au

Trade Date	Purchase Date	Security Code	Transaction Description	Units	Cost Amount	Transfer Value
------------	---------------	---------------	-------------------------	-------	-------------	----------------

2.7



Cash & Accrual Account Statement

From 1 Jul 2020 to 16 Oct 2020

Your Account: Randell Super Fund A/C
 Account Number: WT13574
 Your Adviser: Charles Thomasson
 Branch: Gold Coast
 Telephone: 07 5509 5502
 Email: charles.thomasson@wilsonssadvisory.com.au

Trade Date	Settlement Date	Description	Debit	Credit	Balance*
		Cash Management Account			
30-06-20		Opening Balance			34,627.60
02-07-20	02-07-20	Rebate of Adviser Commission			34,627.60
02-07-20	02-07-20	Cash Deposit - Rebate of Adviser Commission		7.17	34,634.77
03-07-20	03-07-20	MQG Dividend Received		378.00	35,012.77
08-07-20	08-07-20	MCP Dividend Received		87.00	35,099.77
13-07-20	13-07-20	IHVC Dividend Received		580.01	35,679.78
13-07-20	13-07-20	IOO Dividend Received		138.29	35,818.07
13-07-20	13-07-20	IVV Dividend Received		167.56	35,985.63
15-07-20	15-07-20	Transfer to Cash Ledger from CMA	63.97		35,921.66
15-07-20	15-07-20	Transfer to Cash Ledger from CMA			35,282.01
31-07-20	31-07-20	Cash Deposit - CMA Credit Interest	639.65		35,289.47
04-08-20	04-08-20	Rebate of Adviser Commission		7.46	35,289.47
04-08-20	04-08-20	Cash Deposit - Rebate of Adviser Commission			35,289.47
10-08-20	10-08-20	MXI Dividend Received		7.47	35,296.94
10-08-20	10-08-20	Transfer to Cash Ledger from CMA			35,382.94
13-08-20	13-08-20	Transfer to Cash Ledger from CMA			24,112.99
14-08-20	14-08-20	TCL Dividend Received	11,269.95		23,437.99
17-08-20	17-08-20	Transfer to Cash Ledger from CMA	675.00		23,597.99
17-08-20	17-08-20	Transfer to Cash Ledger from CMA		160.00	23,597.99
17-08-20	17-08-20	Transfer to Cash Ledger from CMA	64.64		23,533.35
28-08-20	28-08-20	GMG Dividend Received	646.37		22,886.98
31-08-20	31-08-20	SGP Dividend Received			23,006.98
31-08-20	31-08-20	Cash Deposit - CMA Credit Interest		120.00	23,271.98
02-09-20	02-09-20	Rebate of Adviser Commission		265.00	23,277.64
02-09-20	02-09-20	Cash Deposit - Rebate of Adviser Commission		5.66	23,277.64
08-09-20	08-09-20	MXI Dividend Received			23,283.31
15-09-20	15-09-20	CBA Dividend Received		5.67	23,371.31
15-09-20	15-09-20	LLC Dividend Received		88.00	23,499.24
16-09-20	16-09-20	VEA Dividend Received		127.93	23,546.20
16-09-20	16-09-20	Transfer to Cash Ledger from CMA		64.00	23,610.20
16-09-20	16-09-20	Transfer to Cash Ledger from CMA	67.65		23,542.55
17-09-20	17-09-20	RIO Dividend Received	676.52		22,866.03
18-09-20	18-09-20	WPL Dividend Received		649.41	23,515.44
21-09-20	21-09-20	AZJ Dividend Received		181.24	23,696.68
22-09-20	22-09-20	BHP Dividend Received		342.50	24,039.18
23-09-20	23-09-20	AMC Dividend Received		716.83	24,756.01
24-09-20	24-09-20	TLS Dividend Received		200.00	24,956.01
30-09-20	30-09-20	APL Dividend Received		640.00	25,596.01
30-09-20	30-09-20	ANZ Dividend Received		550.00	26,146.01
				379.25	26,525.26

2.8

* All amounts shown are in Native Currency. If the Native Currency is not Australian Dollars (AUD), then the Currency and the equivalent AUD amount as at the date of the report will be displayed at the Closing Balance.



Cash & Accrual Account Statement

From 1 Jul 2020 to 16 Oct 2020

Your Account: Randell Super Fund A/C
 Account Number: W113574
 Your Adviser: Charles Thomasson
 Branch: Gold Coast
 Telephone: 07 5509 5502
 Email: charles.thomasson@wilsonsadvisory.com.au

Trade Date	Settlement Date	Description	Debit	Credit	Balance*
30-09-20	30-09-20	CBA Dividend Received	-	490.00	27,015.26
30-09-20	30-09-20	Cash Deposit - CMA Credit Interest	-	4.92	27,020.18
01-10-20	01-10-20	WES Dividend Received	-	166.25	27,186.43
02-10-20	02-10-20	MIND Dividend Received	-	78.00	27,264.43
02-10-20	02-10-20	FMG Dividend Received	-	750.00	28,014.43
02-10-20	02-10-20	Rebate Of Adviser Commission	-	-	28,014.43
02-10-20	02-10-20	Cash Deposit - Rebate Of Adviser Commission	-	4.94	28,019.37
09-10-20	09-10-20	MXI Dividend Received	-	72.00	28,091.37
09-10-20	09-10-20	CSL Dividend Received	-	29.39	28,120.76
13-10-20	13-10-20	IVV Dividend Received	-	173.92	28,294.68
13-10-20	13-10-20	SVH Dividend Received	-	157.50	28,452.18
13-10-20	13-10-20	VEA Return of Cap	-	1,716.80	30,168.98
13-10-20	13-10-20	VEA Dividend Received	-	475.20	30,644.18
14-10-20	14-10-20	NWH Dividend Received	-	210.00	30,854.18
16-10-20	16-10-20	Transfer to Cash Ledger from CMA	65.48	-	30,788.70
16-10-20	16-10-20	Transfer to Cash Ledger from CMA	654.79	-	30,133.91
16-10-20	16-10-20	Closing Balance	-	-	30,133.91
Applications Accrual Account					
30-06-20	30-06-20	Opening Balance	-	-	-
13-08-20	13-08-20	Cash Deposit - DOW ENT Application	-	675.00	675.00
21-08-20	21-08-20	Cash Withdrawal - 1:5.58 Non Rounceable Issue of Shares @ 3.75 AUD per share	675.00	-	-
16-10-20	16-10-20	Closing Balance	-	-	675.00
Distribution Accrual Account					
30-06-20	30-06-20	Opening Balance	-	-	0.00
03-07-20	03-07-20	Cash Withdrawal - MQG Dividend Received	378.00	-	1,895.86
08-07-20	08-07-20	Cash Withdrawal - MCP Dividend Received	87.00	-	1,517.86
13-07-20	13-07-20	Cash Withdrawal - IHVC Dividend Received	580.01	-	1,430.86
13-07-20	13-07-20	Cash Withdrawal - IOO Dividend Received	138.29	-	850.85
13-07-20	13-07-20	Cash Withdrawal - IVV Dividend Received	167.56	-	712.56
31-07-20	10-08-20	Corporate Action - MXT.ASX Dividend	-	-	545.00
06-08-20	17-09-20	Corporate Action - RIO.ASX Dividend	-	86.00	631.00
10-08-20	10-08-20	Cash Withdrawal - MXT Dividend Received	-	649.41	1,280.41
14-08-20	14-08-20	Cash Withdrawal - TCL Dividend Received	86.00	-	1,194.41
19-08-20	30-09-20	Corporate Action - CBA.ASX Dividend	160.00	-	1,034.41
21-08-20	15-09-20	Corporate Action - LLC.ASX Dividend	-	490.00	1,524.41
24-08-20	18-09-20	Corporate Action - WPL.ASX Dividend	-	46.96	1,571.37
24-08-20	21-09-20	Corporate Action - AZJ.ASX Dividend	-	181.24	1,752.61
			-	342.50	2,095.11

2.9

* All amounts shown are in Native Currency. If the Native Currency is not Australian Dollars (AUD), then the Currency and the equivalent AUD amount as at the date of the report will be displayed at the Closing Balance.



Cash & Accrual Account Statement

From 1 Jul 2020 to 16 Oct 2020

Your Account: Randell Super Fund A/C
 Account Number: W113574
 Your Adviser: Charles Thomasson
 Branch: Gold Coast
 Telephone: 07 5509 5502
 Email: charles.thomasson@wilsonsadvisory.com.au

Trade Date	Settlement Date	Description	Debit	Credit	Balance*
24-08-20	30-08-20	Corporate Action - ANZ.ASX Dividend	-	379.25	2,474.36
25-08-20	01-10-20	Corporate Action - WES.ASX Dividend	-	134.75	2,609.11
25-08-20	01-10-20	Corporate Action - WES.ASX Dividend	-	31.50	2,640.61
26-08-20	24-09-20	Corporate Action - TLS.ASX Dividend	-	400.00	3,040.61
26-08-20	24-09-20	Corporate Action - TLS.ASX Dividend	-	240.00	3,280.61
28-08-20	28-08-20	Cash Withdrawal - GMG Dividend Received	-	-	3,160.61
28-08-20	16-09-20	Corporate Action - VEA.ASX Dividend	120.00	-	3,224.61
31-08-20	31-08-20	Cash Withdrawal - SGP Dividend Received	-	64.00	2,959.61
31-08-20	08-09-20	Corporate Action - MXT.ASX Dividend	265.00	-	3,047.61
31-08-20	02-10-20	Corporate Action - FMG.ASX Dividend	-	88.00	3,797.61
02-09-20	23-09-20	Corporate Action - AMC.ASX Dividend	-	750.00	3,997.61
03-09-20	22-09-20	Corporate Action - BHP.ASX Dividend	-	200.00	4,714.44
04-09-20	15-09-20	Corporate Action - CBAPD.ASX Dividend	-	716.83	4,842.37
08-09-20	08-09-20	Cash Withdrawal - MXT Dividend Received	-	127.93	4,754.37
08-09-20	30-09-20	Corporate Action - APL.ASX Dividend	88.00	-	5,304.37
10-09-20	02-10-20	Corporate Action - MND.ASX Dividend	-	550.00	5,382.37
10-09-20	09-10-20	Corporate Action - CSL.ASX Dividend	-	78.00	5,411.76
15-09-20	15-09-20	Cash Withdrawal - CBA Dividend Received	-	29.39	5,283.83
15-09-20	15-09-20	Cash Withdrawal - LLC Dividend Received	127.93	-	5,236.87
16-09-20	16-09-20	Cash Withdrawal - VEA Dividend Received	46.96	-	5,172.87
17-09-20	17-09-20	Cash Withdrawal - RIO Dividend Received	64.00	-	4,523.46
17-09-20	13-10-20	Corporate Action - SVW.ASX Dividend	649.41	-	4,680.96
18-09-20	18-09-20	Cash Withdrawal - WPL Dividend Received	-	157.50	4,499.72
21-09-20	21-09-20	Cash Withdrawal - AZJ Dividend Received	181.24	-	4,157.22
22-09-20	22-09-20	Cash Withdrawal - BHP Dividend Received	342.50	-	3,440.39
23-09-20	23-09-20	Cash Withdrawal - AMC Dividend Received	716.83	-	3,240.39
24-09-20	24-09-20	Cash Withdrawal - TLS Dividend Received	200.00	-	2,600.39
28-09-20	14-10-20	Corporate Action - NWH.ASX Dividend	640.00	-	2,810.39
30-09-20	30-09-20	Cash Withdrawal - APL Dividend Received	-	210.00	2,260.39
30-09-20	30-09-20	Cash Withdrawal - ANZ Dividend Received	550.00	-	1,881.14
30-09-20	30-09-20	Cash Withdrawal - CBA Dividend Received	379.25	-	1,391.14
30-09-20	09-10-20	Corporate Action - MXT.ASX Dividend	490.00	-	1,463.14
01-10-20	01-10-20	Cash Withdrawal - WES Dividend Received	-	72.00	1,296.89
01-10-20	13-10-20	Corporate Action - IVV.AXW Dividend	166.25	-	1,470.81
02-10-20	02-10-20	Cash Withdrawal - MND Dividend Received	-	173.92	1,392.81
02-10-20	02-10-20	Cash Withdrawal - FMG Dividend Received	78.00	-	642.81
05-10-20	13-10-20	Return of Capital @ 0.2146 AUD (VEA.ASX)	750.00	-	2,359.61
05-10-20	13-10-20	Corporate Action - VEA.ASX Dividend	-	-	2,834.81
09-10-20	09-10-20	Cash Withdrawal - MXT Dividend Received	-	1,716.80	2,762.81
09-10-20	09-10-20	Cash Withdrawal - CSL Dividend Received	72.00	-	2,733.42
			29.39	-	

2.10

* All amounts shown are in Native Currency. If the Native Currency is not Australian Dollars (AUD), then the Currency and the equivalent AUD amount as at the date of the report will be displayed at the bottom of the report.



Cash & Accrual Account Statement

From 1 Jul 2020 to 16 Oct 2020

Your Account: Randell Super Fund A/C
 Account Number: W113574
 Your Adviser: Charles Thomasson
 Branch: Gold Coast
 Telephone: 07 5509 5502
 Email: charles.thomasson@wilsonsadvisory.com.au

Trade Date	Settlement Date	Description	Debit	Credit	Balance*
13-10-20	13-10-20	Cash Withdrawal - IVV Dividend Received	173.92	-	2,559.50
13-10-20	13-10-20	Cash Withdrawal - SVH Dividend Received	157.50	-	2,402.00
13-10-20	13-10-20	Cash Withdrawal - VEA Return of Cap	1,716.80	-	685.20
13-10-20	13-10-20	Cash Withdrawal - VEA Dividend Received	475.20	-	210.00
14-10-20	14-10-20	Cash Withdrawal - NWH Dividend Received	210.00	-	-
16-10-20	16-10-20	Closing Balance	10,287.04	8,391.18	0.00
Cash Ledger					
30-06-20	30-06-20	Opening Balance	-	-	0.00
15-07-20	15-07-20	Management Fees - Jun 20	639.65	-	-639.65
15-07-20	15-07-20	GST on Management Fees - Jun 20	63.97	-	-703.62
15-07-20	15-07-20	Cash Deposit - Transfer to Cash Ledger from CMA	-	63.97	-639.65
15-07-20	15-07-20	Cash Deposit - Transfer to Cash Ledger from CMA	-	639.65	-
06-08-20	10-08-20	Cash Withdrawal - Purchase: 2500@449.5 Aurizon Holdings Limited (AZJ)	11,269.95	-	-11,269.95
10-08-20	10-08-20	Cash Deposit - Transfer to Cash Ledger from CMA	-	11,269.95	-
13-08-20	13-08-20	DOW ENT Application	675.00	-	-675.00
13-08-20	13-08-20	Cash Deposit - Transfer to Cash Ledger from CMA	-	675.00	-
17-08-20	17-08-20	Management Fees - Jul 20	646.37	-	-646.37
17-08-20	17-08-20	GST on Management Fees - Jul 20	64.64	-	-711.01
17-08-20	17-08-20	Cash Deposit - Transfer to Cash Ledger from CMA	-	64.64	-646.37
17-08-20	17-08-20	Cash Deposit - Transfer to Cash Ledger from CMA	-	646.37	-
16-09-20	16-09-20	Management Fees - Aug 20	676.52	-	-676.52
16-09-20	16-09-20	GST on Management Fees - Aug 20	67.65	-	-744.17
16-09-20	16-09-20	Cash Deposit - Transfer to Cash Ledger from CMA	-	67.65	-676.52
16-10-20	16-10-20	Cash Deposit - Transfer to Cash Ledger from CMA	-	676.52	-
16-10-20	16-10-20	Management Fees - Sep 20	654.79	-	-654.79
16-10-20	16-10-20	GST on Management Fees - Sep 20	65.48	-	-720.27
16-10-20	16-10-20	Cash Deposit - Transfer to Cash Ledger from CMA	-	65.48	-654.79
16-10-20	16-10-20	Cash Deposit - Transfer to Cash Ledger from CMA	-	654.79	-
16-10-20	16-10-20	Closing Balance	14,824.02	14,824.02	0.00

2.11

* All amounts shown are in Native Currency. If the Native Currency is not Australian Dollars (AUD), then the Currency and the equivalent AUD amount as at the date of the report will be displayed at the Closing Balance.



Realised Capital Gains/Losses

From 1 Jul 2020 to 16 Oct 2020

Your Account: Randell Super Fund A/C
Account Number: W113574
Your Adviser: Charles Thomasson
Branch: Gold Coast
Telephone: 07 5509 5502
Email: charles.thomasson@wilsonsadvisory.com.au

Purchase Date	Sale Date	Quantity Sold	Capital Proceeds	Original Cost	Non-Assessable Gain/Loss	Cost Base Indexed	Cost Base Reduced	Capital Losses	Assessable Capital Gains		
									Index Net Gain	Discount Gross Gain	Discount Net Gain

IMPORTANT NOTICE

The grand total of capital gains amounts displayed on this report are unlikely to reflect the lowest net capital gains result. Please discuss with your financial advisor to assess the calculation of your net capital gains position.

2.12



Realised Foreign Exchange Gains/Losses

From 1 Jul 2020 to 16 Oct 2020

Your Account: Randell Super Fund A/C
Account Number: W113574
Your Adviser: Charles Thomasson
Branch: Gold Coast
Telephone: 07 5509 5502
Email: charles.thomasson@wilsonsadvisory.com.au

Buy Tax Date	Sale Tax Date	Native Currency Value	Buy FX Rate	Sale FX Rate	Costbase (AUD)	Proceeds (AUD)	Net FX Gain/Loss (AUD)
--------------	---------------	-----------------------	-------------	--------------	----------------	----------------	------------------------

IMPORTANT NOTICE

The grand total of gains amounts displayed on this report are unlikely to reflect the lowest net gain result. Please discuss with your financial advisor to assess the calculation of your net gains position.

2-13

Unrealised Capital Gains/Losses

From 1 Jul 2020 to 16 Oct 2020

Your Account: Randell Super Fund A/C
 Account Number: W113574
 Your Adviser: Charles Thomasson
 Branch: Gold Coast
 Telephone: 07 5509 5502
 Email: charles.thomasson@wilsonsadvisory.com.au

Purchase Date	Quantity Held	Market Value	Original Cost	Non-Assessable Gain/Loss	Cost Base Indexed	Cost Base Reduced	Capital Losses	Assessable Capital Gains					
								Index Net Gain	Discount Gross Gain	Discount Net Gain	Index/Discount Method Not Avail		
Amcor Ltd													
30-05-18	1,250	20,175.00	17,533.46	-	-	17,533.46	-	-	-	-	1,761.02	-	-
	1,250	20,175.00	17,533.46	-	-	17,533.46	-	-	-	-	1,761.02	-	-
Antipodes Global Investment Company Ltd													
13-08-18	22,000	21,230.00	25,434.75	-	-	25,434.75	4,204.75	-	-	-	-	-	-
	22,000	21,230.00	25,434.75	-	-	25,434.75	4,204.75	-	-	-	-	-	-
ANZ Banking Grp Ltd													
22-05-08	780	15,061.80	16,974.15	-	-	16,974.15	1,912.35	-	-	-	-	-	-
09-11-11	737	14,231.47	16,165.22	-	-	16,165.22	1,933.75	-	-	-	-	-	-
	1,517	29,293.27	33,139.37	-	-	33,139.37	3,846.10	-	-	-	-	-	-
Aurizon Holdings Ltd													
06-08-20	2,500	10,325.00	11,269.95	-	-	11,269.95	944.95	-	-	-	-	-	-
	2,500	10,325.00	11,269.95	-	-	11,269.95	944.95	-	-	-	-	-	-
BHP Group Ltd													
30-05-18	161	5,836.25	5,182.71	-	-	5,182.71	-	-	-	653.55	435.70	-	-
06-09-18	300	10,875.00	9,465.46	-	-	9,465.46	-	-	-	1,409.54	939.69	-	-
04-01-19	489	17,726.25	16,237.55	-	-	16,237.55	-	-	-	1,488.70	992.47	-	-
	950	34,437.50	30,885.72	-	-	30,885.72	-	-	-	3,551.79	2,367.85	-	-
Commonwealth Bank													
05-08-11	472	32,681.28	22,350.27	-	-	22,350.27	-	-	-	10,331.01	6,887.33	-	-
18-09-15	28	1,938.72	2,002.00	-	-	2,002.00	63.28	-	-	-	-	-	-
	500	34,620.00	24,352.27	-	-	24,352.27	63.28	-	-	10,331.01	6,887.33	-	-
Commonwealth Bank of Australia - Perp Exch Resale Sec - Peris VII													
06-06-18	250	24,968.00	23,874.75	-	-	23,874.75	-	-	-	1,093.25	728.83	-	-
	250	24,968.00	23,874.75	-	-	23,874.75	-	-	-	1,093.25	728.83	-	-
CSL Ltd													
09-03-20	20	5,980.00	6,044.05	-	-	6,044.05	64.05	-	-	-	-	-	-
	20	5,980.00	6,044.05	-	-	6,044.05	64.05	-	-	-	-	-	-
Downer Edl Ltd													
09-03-20	1,000	4,820.00	4,942.45	-	-	4,942.45	122.45	-	-	-	-	-	-
21-08-20	180	867.60	675.00	-	-	675.00	-	-	-	-	-	-	-
	1,180	5,687.60	5,617.45	-	-	5,617.45	122.45	-	-	-	-	-	-
													192.60
													192.60

2.14

Unrealised Capital Gains/Losses

From 1 Jul 2020 to 16 Oct 2020

Your Account: Randell Super Fund A/C
 Account Number: W113574
 Your Adviser: Charles Thomasson
 Branch: Gold Coast
 Telephone: 07 5509 5502
 Email: charles.thomasson@wilsonsadvisory.com.au

Purchase Date	Quantity Held	Market Value	Original Cost	Non-Assessable Gain/Loss	Cost Base Indexed	Cost Base Reduced	Capital Losses	Assessable Capital Gains			Index/Discount Method Not Avail	
								Index Net Gain	Discount Gross Gain	Discount Net Gain		
Fortescue Metals Group Ltd												
09-03-20	750	12,472.50	6,561.95	-	-	6,561.95	-	-	-	-	-	5,910.55
	750	12,472.50	6,561.95	-	-	6,561.95	-	-	-	-	-	5,910.55
Goodman Group Stapled												
02-04-20	800	15,288.00	9,983.47	-	-	9,983.47	-	-	-	-	-	5,304.53
	800	15,288.00	9,983.47	-	-	9,983.47	-	-	-	-	-	5,304.53
iShares Core S&P 500 ETF												
06-06-18	70.00	34,513.50	25,477.45	-	-	25,477.45	-	-	9,036.05	6,024.03	-	-
20-11-18	30.00	14,791.50	11,181.15	-	-	11,181.15	-	-	3,610.35	2,406.90	-	-
	100.00	49,305.00	36,658.60	-	-	36,658.60	-	-	12,646.40	8,430.92	-	-
iShares Global 100 ETF												
05-06-20	200.00	16,336.00	15,212.45	-	-	15,212.45	-	-	-	-	-	1,123.55
	200.00	16,336.00	15,212.45	-	-	15,212.45	-	-	-	-	-	1,123.55
iShs S&P500AUDHedged - iShares S&P 500 Aud Hedged ETF												
23-09-19	45	18,670.95	16,941.60	-	-	16,941.60	-	-	1,729.35	1,152.90	-	-
13-03-20	35	14,521.85	10,672.45	-	-	10,672.45	-	-	-	-	-	3,849.40
	80	33,192.80	27,614.05	-	-	27,614.05	-	-	1,729.35	1,152.90	-	3,849.40
James Hardie Industries Plc CDI 1:1												
06-09-18	150	5,424.00	3,134.93	-	-	3,134.93	-	-	2,289.08	1,526.05	-	-
20-11-18	350	12,656.00	5,477.75	-	-	5,477.75	-	-	7,178.25	4,785.50	-	-
	500	18,080.00	8,612.68	-	-	8,612.68	-	-	9,467.33	6,311.54	-	-
Lend Lease Group stapled												
24-10-18	850	10,531.50	15,336.84	-	-	15,336.84	4,805.34	-	-	-	-	1,538.24
04-06-20	592	7,334.88	5,796.64	-	-	5,796.64	-	-	-	-	-	1,538.24
	1,442	17,866.38	21,133.48	-	-	21,133.48	4,805.34	-	-	-	-	1,538.24
Macquarie Group Ltd												
09-03-20	50	6,717.00	6,136.95	-	-	6,136.95	-	-	-	-	-	580.05
02-04-20	60	8,060.40	5,257.16	-	-	5,257.16	-	-	-	-	-	2,803.24
08-05-20	100	13,434.00	10,425.37	-	-	10,425.37	-	-	-	-	-	3,008.63
	210	28,211.40	21,819.48	-	-	21,819.48	-	-	-	-	-	6,391.92

2.15

Unrealised Capital Gains/Losses

From 1 Jul 2020 to 16 Oct 2020

Your Account: Randell Super Fund A/C
 Account Number: W113574
 Your Adviser: Charles Thomasson
 Branch: Gold Coast
 Telephone: 07 5509 5502
 Email: charles.thomasson@wilsonsadvisory.com.au

Purchase Date	Quantity Held	Market Value	Original Cost	Non-Assessable Gain/Loss	Cost Base Indexed	Cost Base Reduced	Capital Losses	Assessable Capital Gains							
								Index Net Gain	Discount Gross Gain	Discount Net Gain	Index/Discount Method Not Avail				
Westpac Banking Corp															
06-09-18	550	10,263.00	15,353.19	-	-	15,353.19	5,090.19	-	-	-	-	-	-	-	-
	550	10,263.00	15,353.19	-	-	15,353.19	5,090.19	-	-	-	-	-	-	-	-
Whitehaven Coal Ltd															
19-12-19	4,000	4,080.00	10,432.45	-	-	10,432.45	6,352.45	-	-	-	-	-	-	-	-
	4,000	4,080.00	10,432.45	-	-	10,432.45	6,352.45	-	-	-	-	-	-	-	-
Woodside Petroleum Ltd															
22-07-19	500	9,210.00	16,894.65	-	-	16,894.65	7,684.65	-	-	-	-	-	-	-	-
	500	9,210.00	16,894.65	-	-	16,894.65	7,684.65	-	-	-	-	-	-	-	-
		548,956.05	524,586.24	-	-	524,586.24	53,967.79	-	-	51,391.46	34,260.94	-	-	26,946.14	-

IMPORTANT NOTICE

The grand total of capital gains amounts displayed on this report are unlikely to reflect the lowest net capital gains result. Please discuss with your financial advisor to assess the calculation of your net capital gains position.

2.17

Income & Expenses Summary

From 1 Jul 2020 to 16 Oct 2020

Your Account: Randell Super Fund A/C
 Account Number: W113574
 Your Adviser: Charles Thomasson
 Branch: Gold Coast
 Telephone: 07 5509 5502
 Email: charles.thomasson@wilsonsadvisory.com.au

Date	Security Code	Security Description	FX* Rate	Amount	Imputation Credits	Withholding Taxes
Income						
Cash-Domestic						
02-07-20	CMT	Rebate of Adviser Commission		7.17	-	-
31-07-20	CMT	CMA Credit Interest		7.46	-	-
04-08-20	CMT	Rebate of Adviser Commission		7.47	-	-
31-08-20	CMT	CMA Credit Interest		5.66	-	-
02-09-20	CMT	Rebate of Adviser Commission		5.67	-	-
30-09-20	CMT	CMA Credit Interest		4.92	-	-
02-10-20	CMT	Rebate Of Adviser Commission		4.94	-	-
				43.29		
				43.29		
Fixed Interest-Domestic						
15-09-20	CBAPD	Commonwealth Bank of Australia - Perp Exch Resale Sec - Peris VII		127.93	54.83	-
				127.93	54.83	
				127.93	54.83	
Equity-Domestic-Direct						
23-09-20	AMC	Ampcor Ltd		200.00	-	-
30-09-20	ANZ	ANZ Banking Grp Ltd		200.00	-	-
21-09-20	AZJ	Aurizon Holdings Ltd		379.25	162.54	-
22-09-20	BHP	BHP Group Ltd		379.25	162.54	-
				342.50	102.75	-
				342.50	102.75	
30-09-20	CBA	Commonwealth Bank		716.83	307.21	-
09-10-20	CSL	CSL Ltd		716.83	307.21	-
				490.00	210.00	-
				490.00	210.00	
				29.39	-	-
				29.39		
02-10-20	FMG	Fortescue Metals Group Ltd		750.00	321.43	-
29-06-20	GMG	Goodman Group Stapled		750.00	321.43	-
03-07-20	MQG	Macquarie Group Ltd		32.00	-	-
				32.00		
				378.00		

Rebates \$25.25

[Handwritten boxes around rebate rows]

(A)

B

C

D

E

F

G

H

I

2.18

* The FX Rate at the dividend received date.

Income & Expenses Summary

From 1 Jul 2020 to 16 Oct 2020

Your Account: Randell Super Fund A/C
 Account Number: W113574
 Your Adviser: Charles Thomasson
 Branch: Gold Coast
 Telephone: 07 5509 5502
 Email: charles.thomasson@wilsonsadvisory.com.au

Date	Security Code	Security Description	FX* Rate	Amount	Imputation Credits	Withholding Taxes
02-10-20	MND	Monadelphous Group Ltd		378.00	64.80	-
			2.19 A	78.00	33.43	-
14-10-20	NWH	NRW Holdings Ltd		78.00	33.43	-
			B	210.00	90.00	-
17-09-20	RIO	Rio Tinto Ltd		210.00	90.00	-
			C	649.41	278.32	-
13-10-20	SVW	Seven Group Holdings Ltd		649.41	278.32	-
			D	157.50	67.50	-
24-09-20	TLS	Teistra Corporation Ltd		157.50	67.50	-
24-09-20	TLS	Teistra Corporation Ltd		400.00	171.43	-
			E	240.00	102.86	-
16-09-20	VEA	Viva Energy Group Ltd		640.00	274.29	-
13-10-20	VEA	Viva Energy Group Ltd		64.00	27.43	-
13-10-20	VEA	Viva Energy Group Ltd		1,716.80	-	-
			F	475.20	-	-
			H.	2,256.00	27.43	-
01-10-20	WES	Wesfarmers Ltd		134.75	57.75	-
01-10-20	WES	Wesfarmers Ltd		31.50	13.50	-
18-09-20	WPL	Woodside Petroleum Ltd		166.25	71.25	-
			G	181.24	77.67	-
			L	181.24	77.67	-
				7,656.37	2,088.62	-
Equity-International-Managed Funds						
Exchange Currency: AUD						
13-10-20	IVVAXW	iShares Core S&P 500 ETF		173.92	-	-
			I	173.92	-	-
				173.92	-	-
Alternative						
30-09-20	APL	Antipodes Global Investment Company Ltd		550.00	117.86	-
			J	550.00	117.86	-
31-07-20	MXT	MCP Master Income Trust		86.00	-	-
31-08-20	MXT	MCP Master Income Trust		88.00	-	-
30-09-20	MXT	MCP Master Income Trust		72.00	-	-
			K			

* The FX Rate at the dividend received date.

2.19



Income & Expenses Summary

From 1 Jul 2020 to 16 Oct 2020

Your Account: Randell Super Fund A/C
Account Number: W113574
Your Adviser: Charles Thomasson
Branch: Gold Coast
Telephone: 07 5509 5502
Email: charles.thomasson@wilsonsadvisory.com.au

Date	Security Code	Security Description	FX* Rate	Amount	Imputation Credits	Withholding Taxes
Income Total				246.00	-	-
Expense				796.00	117.86	-
Management Fee				8,797.51	2,261.31	-
15-07-20	CASH	Management Fees - Jun 20		639.65	-	-
17-08-20	CASH	Management Fees - Jul 20		646.37	-	-
16-09-20	CASH	Management Fees - Aug 20		676.52	-	-
16-10-20	CASH	Management Fees - Sep 20		654.79	-	-
GST				2,617.33	-	-
15-07-20	CASH	GST on Management Fees - Jun 20		63.97	-	-
17-08-20	CASH	GST on Management Fees - Jul 20		64.64	-	-
16-09-20	CASH	GST on Management Fees - Aug 20		67.65	-	-
16-10-20	CASH	GST on Management Fees - Sep 20		65.48	-	-
Expense Total				261.74	-	-
Net Income				2,879.07	-	-
				5,918.44	2,261.31	-

IMPORTANT NOTICE

Securities which have been held for less than 45 days may not be entitled to any imputation credits - please review those transactions.

* The FX Rate at the dividend received date.

2.20

Income Statement Non-Trust Holdings

From 1 Jul 2020 to 16 Oct 2020

Your Account: Randell Super Fund A/C
 Account Number: W113574
 Your Adviser: Charles Thomasson
 Branch: Gold Coast
 Telephone: 07 5509 5502
 Email: charles.thomasson@wilsonsadvisory.com.au

Settle Date	Security Code	Security Description	FX* Rate	Franked Dividends	Unfranked Dividends	Interest	Foreign Income	Other Income	Cash Received	Imputation Credits	Withholding Taxes	Return of Capital	LIC** Capital Gain
Cash-Domestic													
02-07-20	CMT	Interest on Cash Management Account		-	-	-	-	-	7.17	-	-	-	-
04-08-20	CMT	Interest on Cash Management Account		-	-	-	-	-	7.47	-	-	-	-
02-09-20	CMT	Interest on Cash Management Account		-	-	-	-	-	5.67	-	-	-	-
02-10-20	CMT	Interest on Cash Management Account		-	-	-	-	-	4.94	-	-	-	-
31-07-20	CMT	Interest on Cash Management Account		-	-	7.46	-	-	7.46	-	-	-	-
31-08-20	CMT	Interest on Cash Management Account		-	-	5.66	-	-	5.66	-	-	-	-
30-09-20	CMT	Interest on Cash Management Account		-	-	4.92	-	-	4.92	-	-	-	-
Fixed Interest-Domestic													
15-09-20	CBAPD	Commonwealth Bank of Australia - Perp Exch Resale Sec - Perts VII		127.93	-	-	-	-	127.93	54.83	-	-	-
Equity-Domestic-Direct													
03-07-20	MQG	Macquarie Group Ltd		151.20	226.80	-	-	-	378.00	64.80	-	-	-
16-09-20	VEA	Viva Energy Group Ltd		64.00	-	-	-	-	64.00	27.43	-	-	-
17-09-20	RIO	Rio Tinto Ltd		649.41	-	-	-	-	649.41	278.32	-	-	-
18-09-20	WPL	Woodside Petroleum Ltd		181.24	-	-	-	-	181.24	77.67	-	-	-
21-09-20	AZJ	Aurizon Holdings Ltd		239.75	102.75	-	-	-	342.50	102.75	-	-	-
22-09-20	BHP	BHP Group Ltd		716.83	-	-	-	-	716.83	307.21	-	-	-
23-09-20	AMC	Ancor Ltd		-	-	-	200.00	-	200.00	-	-	-	-
24-09-20	TLS	Teistra Corporation Ltd		400.00	-	-	-	-	400.00	171.43	-	-	-
24-09-20	TLS	Teistra Corporation Ltd		240.00	-	-	-	-	240.00	102.86	-	-	-
30-09-20	ANZ	ANZ Banking Grp Ltd		379.25	-	-	-	-	379.25	162.54	-	-	-
30-09-20	CBA	Commonwealth Bank		490.00	-	-	-	-	490.00	210.00	-	-	-
01-10-20	WES	Wesfarmers Ltd		134.75	-	-	-	-	134.75	57.75	-	-	-
01-10-20	WES	Wesfarmers Ltd		31.50	-	-	-	-	31.50	13.50	-	-	-
02-10-20	FMG	Fortescue Metals Group Ltd		750.00	-	-	-	-	750.00	321.43	-	-	-
02-10-20	MND	Monadelphous Group Ltd		78.00	-	-	-	-	78.00	33.43	-	-	-
09-10-20	CSL	CSL Ltd		-	29.39	-	-	-	29.39	-	-	-	-
13-10-20	SVW	Seven Group Holdings Ltd		157.50	-	-	-	-	157.50	67.50	-	-	-
13-10-20	VEA	Viva Energy Group Ltd		-	-	-	-	-	1,716.80	-	-	-	1,716.80
13-10-20	VEA	Viva Energy Group Ltd		-	475.20	-	-	-	475.20	-	-	-	-
14-10-20	NWH	NRW Holdings Ltd		210.00	-	-	-	-	210.00	90.00	-	-	-
Alternative													
30-09-20	APL	Antipodes Global Investment Company Ltd		275.00	275.00	-	-	-	550.00	117.86	-	-	-

* The FX Rate at the dividend received date.

** LIC Capital Gain: The amount shown is the "attributable amount". You may be entitled to a tax deduction of a percentage of the "attributable amount" as follows: If you are an Individual, Trust or Partnership - 50%; Complying Superannuation Entity - 33 1/3%; Other Entity Type - 0%.



Income Statement Non-Trust Holdings

From 1 Jul 2020 to 16 Oct 2020

Your Account: Randell Super Fund A/C
Account Number: W113574
Your Adviser: Charles Thomasson
Branch: Gold Coast
Telephone: 07 5509 5502
Email: charles.thomasson@wilsonsadvisory.com.au

Settle Date	Security Code	Security Description	FX* Rate	Franked Dividends	Unfranked Dividends	Interest	Foreign Income	Other Income	Cash Received	Imputation Credits	Withholding Taxes	Return of Capital	LIC**
Total				5,276.36	1,109.14	18.04	200.00	-	8,345.59	2,261.31	-	1,716.80	-

IMPORTANT NOTICE

Securities which have been held for less than 45 days may not be entitled to any imputation credits - please review those transactions.

2.22

* The FX Rate at the dividend received date.

** LIC Capital Gain: The amount shown is the "attributable amount". You may be entitled to a tax deduction of a percentage of the "attributable amount" as follows:
If you are an Individual, Trust or Partnership - 50%; Complying Superannuation Entity - 33 1/3%; Other Entity Type - 0%.

WILSONS

AFS Licence ABN

PORTFOLIO VALUATION REPORT

Valuation Date: 20-Oct-20

W1583812 MR DAVID JAMES RANDELL + MRS TRACY LEE
 RANDELL
 RANDELL SUPER FUND A/C
 8 ST TROPEZ TERRACE
 BUNDALL QLD 4217

Advisor: Z2 - Terminated Accounts
 Branch: Z2 - TERMINATED ACCOUNTS

EQUITIES

Code	Description	Units	Native Average Cost	Native Total Cost	Native Market Price	Native Market Value	Total Cost (AUD)	Market Value (AUD)	% of Total Portfolio	EPS (AUD)	P/E Ratio (AUD)	DPS (AUD)	Dividend Yield % (AUD)	Dividend Franking % (AUD)	Historic Income (AUD)	
Exchange / Traded Currency - AUD																
ANZ.ASX	AUSTRALIA AND NEW ZEALAND BANKING GROUP LIMITED	2,250	22.6211	50,897	19.3200	43,470	50,897	43,470	12.59	217.10c	8.90	105.00c	5.43	100.00	2,362.50	
BHP.ASX	BHP GROUP LIMITED	825	26.7308	22,053	35.9000	29,618	22,053	29,618	8.58	297.29c	12.08	174.86c	4.87	100.00	1,442.59	
CBA.ASX	COMMONWEALTH BANK OF AUSTRALIA	508	57.8241	29,375	69.1400	35,123	29,375	35,123	10.18	499.20c	13.85	298.00c	4.31	100.00	1,513.84	
COH.ASX	COCHLEAR LIMITED	300	54.2567	16,277	222.8200	66,846	16,277	66,846	19.37	496.70c	44.86	160.00c	0.72		480.00	
CSL.ASX	CSL LIMITED	500	66.2720	33,136	301.0400	150,520	33,136	150,520	43.61	694.33c	43.36	294.08c	0.98	10.00	1,470.42	
TLS.ASX	TELSTRA CORPORATION LIMITED	7,000	2.9300	20,510	2.8000	19,600	20,510	19,600	5.68	15.60c	17.95	16.00c	5.71	100.00	1,120.00	
Total				172,248		345,177	172,248	345,177					2.43		8,389.36	

*Earnings per share (EPS), dividends per share (DPS) and Dividend Franking are each historic measures. The P/E Ratio, Dividend Yield and Annualised Income are derived from these historic measures. Past measures should not be relied upon as future forecasts as they may be materially different (particularly during periods of increased volatility). This includes the possibility that Earnings per share may be reduced; that Dividends may be reduced or not be payable, and that Dividend Franking may be reduced or nil. Future measures will be influenced by a range of factors, including but not limited to, economic conditions, market volatility and company-specific fundamentals.

We believe the advice and information herein to be accurate and reliable, but no warranty of accuracy or reliability is given.

2.23

WILSONS

AFS Licence ABN

PORTFOLIO VALUATION REPORT

Valuation Date: 20-Oct-20

CASH BALANCE

Client	Native Currency	Surname	Date	Native Currency Balance	Balance (AUD)
W1583812	AUD	MR DAVID JAMES RANDELL + MRS TRACY LEE RANDELL	16-03-2020	0.00	0.00
TOTAL					0.00

W1583812

	Total Cost (AUD)	Total Market Value (AUD)	Total Historic Income (AUD)
GRAND TOTALS FOR ACCOUNT	\$172,248.06	\$345,176.62	\$8,389.36
W1583812 in (AUD)			

2.24

*Earnings per share (EPS), dividends per share (DPS) and Dividend Franking are each historic measures. The P/E Ratio, Dividend Yield and Annualised Income are derived from these historic measures. Past measures should not be relied upon as future forecasts as they may be materially different (particularly during periods of increased volatility). This includes the possibility that Earnings per share may be reduced; that Dividends may be reduced or not be payable, and that Dividend Franking may be reduced or nil. Future measures will be influenced by a range of factors, including but not limited to, economic conditions, market volatility and company-specific fundamentals. We believe the advice and information herein to be accurate and reliable, but no warranty of accuracy or reliability is given.

Tax Report - Summary (Part A)

from 26 October 2020 to 30 June 2021

Account No: D78405
 Account Name: DAVID JAMES RANDELL & TRACY LEE
 RANDELL ATF THE RANDELL
 SUPERANNUATION FUND

3-1

	Franking Credit Distributed (\$)	Franking Credit Denied (\$)	Tax Return Amount (\$)	Individual Tax Return Ref. No.	Trust Tax Return Ref. No.	SMSF Tax Return Ref. No.	Tax Report - Detailed Ref.¹
Income							
Gross Interest							
Interest received - Cash			4.19				C3
Interest received - Listed equities			-				
Total Gross Interest			4.19	10L	11J	11C	
Dividends <i>(received from equity investments)</i>							
Unfranked amount (including Conduit Foreign Income)			1,216.62	11S	12K	11J	S4
Franked amount			12,897.61	11T	12L	11K	S2
Franking credit	5,527.55	-	5,527.55	11U	12M	11L	S12
Trust Distributions							
Trust distributions less distributed net capital gains, foreign & franked income			298.30	13U	8R		T4;T5;T7;T8;T9
Franked income grossed up			114.96	13C	8F		T2;T33
Gross Trust Distributions			413.26			11M	
Share of franking credits from franked dividends	34.49	-	34.49	13Q	8D		T33
Foreign Source Income							
Foreign Income			9,278.39				T17;S10
Foreign income tax offset			459.10	20O	23Z	13C1	T35;S13
Total Assessable Foreign Source Income			9,737.49	20E & 20M	23B & 23V	11D1 & 11D	
Foreign Entities							
Foreign - CFC			-	19K	22M or 22X	11D1 & 11D	
Other Income							
Gain from disposal of convertible notes + other income			-				
Other income - listed securities			-				
Total Other Income			-	24V	14O	11S	
Other Credits							
Australian franking credits from a NZ company			-	20F	23D	11E	
Exploration Credits			-	T9	53G	13E4	
Expenses							
Government Charges			-				F1
Adviser Fees			-				F2
- Adviser Establishment Fees			-				F3
- Adviser Service Fees			-				F4
- Adviser Transaction Fees			-				F5
Administration Fees			647.79				F6
Interest Paid (Margin Loan)			-				F7
Dealer Service Fee			-				F8
Other			-				
Total Deductions			647.79	D7I,D8H or 13Y	16P	12H	
Tax Deducted							
TFN amounts			-				
Non resident amounts withheld			-				

¹Refer to the Tax Report - Detailed section for information on a security level.

Where we have been advised that adviser fees are deductible, we have relied on these instructions and have not considered whether the treatment is correct. We recommend investors seek independent taxation advice to determine the deductibility or otherwise of these fees.

Total unallocated fees per Tax Report - Detailed (F section) are \$ 3,763.26. We recommend investors seek independent taxation advice to determine the deductibility or otherwise of these fees.

Tax Report - Summary (Part A)

from 26 October 2020 to 30 June 2021

Account No: D78405
Account Name: DAVID JAMES RANDELL & TRACY LEE
 RANDELL ATF THE RANDELL
 SUPERANNUATION FUND

3.2

	TARP (\$)	Non-TARP (\$)	Taxable amount (\$)	Individual Tax Return Ref. No.	Trust Tax Return Ref. No.	SMSF Tax Return Ref. No.	Tax Report - Detailed Ref.:
Capital Gains/Losses							
Capital gains from trust distributions							
Discounted (Grossed up amount)	61.46	1,581.86	1,643.32				T10
Indexed	-	-	-				
Other	-	266.30	266.30				T14
Total			1,909.62				
Capital gains from the disposal of assets:							
Discounted (Grossed up amount)	-	5,890.19	5,890.19				R5
Other	-	9,999.83	9,999.83				R8
Losses	-	(16,601.42)	(16,601.42)				R9
Total Current Year Capital Gains							
Discounted (Grossed up amount)	61.46	7,472.05	7,533.51				
Indexed	-	-	-				
Other	-	10,266.13	10,266.13				
Total			17,799.64				
Net Capital Gains							
Gross capital gains before losses applied			17,799.64				
Current year capital losses - sale of assets			(16,601.42)				
Gross Capital Gains After Losses Applied			1,198.22				
CGT Discount Applied to Gross Capital Gains				50% 18A	50% 21A	33.33% 11A	
Net Capital Gains After Discount Applied				599.11	599.11	798.81	
or							
Net Capital Losses Carried Forward To Later Income Years				-	18V		
Total NCMi Capital Gains			-				
Total Excl. from NCMi Capital Gains			-				

¹Refer to the Tax Report - Detailed section for information on a security level.

²For disposal of assets held within the Service, we have assumed that all interests are Non Taxable Australian Real Property (Non-TARP) assets, on the basis that the investor does not hold more than a 10% interest in the asset. If this is not the case, we recommend investors seek independent taxation advice to determine their capital gains tax (CGT) position.

The 50% CGT discount is no longer available for non-residents. Investors who may be impacted by this change are advised to seek independent taxation advice to determine how this may impact them.

Distributed capital gains have been split between gains relating to TARP assets and gains relating to Non-TARP assets. For further information on these gains, please refer to the Tax Guide.

Disclaimer: The tax components in this Report reflect only those related to this account. These amounts will need to be adjusted for any additional income earned or expenses incurred elsewhere by the investor in the current tax year.

This report has been prepared on the basis of the investor being an Australian resident individual taxpayer. For information regarding the assumptions used to calculate the amounts in this Report, please refer to the Tax Guide.

This Report must be read in conjunction with the Tax Report - Detailed for a full breakdown of all components received for tax purposes. This Report is available online.

Macquarie Investment Consolidator II - Elevate Tax Report - Detailed (Part B)

ORD MINNETT

from 26 October 2020 to 30 June 2021

Account No: D78405

Account Name: DAVID JAMES RANDELL & TRACY LEE RANDELL ATF THE
RANDELL SUPERANNUATION FUND

INCOME

Fixed Interest & Cash Investments (C)

Security	Date paid	Net (cash) amount	Australian Sourced Income			Tax Deducted		Foreign Income		Tax Offsets	
			Interest	Other	TFN WHT	Non-resident	Foreign income	Foreign income tax offset			
References	C1	C2	C3	C4	C5	C6	C7	C8			
Direct cash											
Cash account - 000966185001	30-Oct-20	3.29	3.29								
Cash account - 000966185001	31-Dec-20	0.83	0.83								
Cash account - 000966185001	29-Jan-21	0.07	0.07								
Total		4.19	4.19								

3.3

INCOME

Managed Investments & Listed Trusts (T)

Australian Sourced Income

Security	Date declared/paid	Net (cash) amount	T1	T2	T3	T4	T5	T6	T7	T8	T9
				Franked dividends	Unfranked dividends	Conduit foreign income	Interest	Interest exempt from WHT	Other	Non Concess. MIT Income	Excluded from NCM
Australian listed security											
BetaShares Global Energy Co Cey Hdg ETF (FUEL)	30-Jun-21	1,307.62									
Goodman Group (GMG)	30-Dec-20	120.00					4.83		2.38		
Goodman Group (GMG)	29-Jun-21	72.00	^								
LendLease Group (LLC)	26-Feb-21	216.30		80.47		80.47	12.72		20.03		
LendLease Group (LLC)	20-Aug-21	58.53					12.25		20.25		
Metrics Master Income Trust (MXT)	30-Nov-20	79.00					53.33		24.41		
Transurban Group (TCL)	30-Dec-20	150.00					45.90			6.45	15.28
iShares Global 100 ETF (IOO)	22-Dec-20	95.24									
iShares Global 100 ETF (IOO)	30-Jun-21	176.30	^								
iShares S&P 500 AUD Hedged ETF (IHVV)	30-Jun-21	7,359.00	^								
iShares S&P 500 ETF (IVV)	22-Dec-20	179.38									
iShares S&P 500 ETF (IVV)	01-Apr-21	142.72									
iShares S&P 500 ETF (IVV)	30-Jun-21	171.52	^								
Total		10,127.61		80.47		80.47	129.03		67.07	6.45	15.28

A B C D E F G H I J K L M

3.4

INCOME

Managed Investments & Listed Trusts (T)

Security	Australian Sourced Income						
	T10	T11	T12	T13	T14	T15	T16
	Gross discount amount ^(a)	Discounted amount ^(b)	Concession amount	Indexed amount	Other amount	NCMI – Capital Gains	Ex. From NCMI – Capital Gains
References							
Australian listed security							
BetaShares Global Energy Co Ccy Hdg ETF (FUEL)							
Goodman Group (GMG)	44.26	22.13	22.13				
Goodman Group (GMG)	17.20	8.60	26.98				
LendLease Group (LLC)							
LendLease Group (LLC)							
Metrics Master Income Trust (MXT)					1.26		
Transurban Group (TCL)							
iShares Global 100 ETF (IOO)	13.20	6.60	6.60				
iShares Global 100 ETF (IOO)	24.42	12.21	12.21				
iShares S&P 500 AUD Hedged ETF (IHVV)	1,516.62	758.31	758.32		265.04		
iShares S&P 500 ETF (IVV)	10.04	5.02	5.02				
iShares S&P 500 ETF (IVV)	7.98	3.99	3.99				
iShares S&P 500 ETF (IVV)	9.60	4.80	4.80				
Total	1,643.32	821.66	840.05		266.30		

^(a)The Gross discount amount at column T10 represents the total of the grossed up (100%) distributed capital gains amount available for the CGT discount, rather than the discounted amount.

^(b)The Discounted amounts at column T11 represent the capital gains, where the 50% CGT discount has already been applied by the product issuer. The actual discount amount available will be determined by the type of investor (e.g. individual, superannuation fund or trust). Companies and non-resident investors are not entitled to the CGT discount.

3.5

INCOME

Managed Investments & Listed Trusts (T)

Security	Foreign Income										
	Foreign income	Foreign - CFC	Gross discount amount ^(e)	Discounted amount ^(e)	Concession amount	Indexed	Other	Expenses paid	TFN WHT	Non-resident WHT	Tax Deducted
References	T17	T18	T19	T20	T21	T22	T23	T24	T25	T26	
Distributed Foreign Capital Gains											
Australian listed security											
BetaShares Global Energy Co Ccy Hdg ETF (FUEL)	2,238.03										
Goodman Group (GGMG)	5.43										
Goodman Group (GGMG)											
LendLease Group (LLC)	10.62										
LendLease Group (LLC)	12.76										
Metrics Master Income Trust (MXT)											
Transurban Group (TCL)											
iShares Global 100 ETF (IOO)	82.04										
iShares Global 100 ETF (IOO)	151.88										
iShares S&P 500 AUD Hedged ETF (IHVV)	5,577.33										
iShares S&P 500 ETF (IVV)	169.34										
iShares S&P 500 ETF (IVV)	134.74										
iShares S&P 500 ETF (IVV)	161.92										
Total	8,544.09										

^(e)The Gross discount amount at column T19 represents the total of the grossed up (100%) distributed capital gains amount available for discount, rather than the discounted amount.

^(f)The Discounted amounts at column T20 represent the capital gains where the 50% CGT discount has already been applied by the product issuer. The actual discount amount available will be determined by the type of investor (e.g. individual, company, superannuation fund or trust). Companies and non-resident investors are not entitled to the discount.

^(g)The new AMIT regime may impact the cash you receive from managed fund distributions from 1 July 2015. For more information, please refer to the Tax Guide.

3.6

INCOME

Managed Investments & Listed Trusts (T)

Security	Non-Assessable Amounts						AMIT		Tax Offset		Aust FC from NZ
	Tax free	Tax exempt	Tax deferred/ Return of capital	Non-assessable non-exempt	Non-Trust Adjustment	AMIT	AMIT	Exploration credits	Foreign income tax offset		
References	T27	T28	T29	T30	T31	T32	T33	T34	T35	T36	
Australian listed security											
BetaShares Global Energy Co Ccy Hdg ETF (FUEL)				(930.41)					131.21		
Goodman Group (GMG)			63.10								
Goodman Group (GMG)			36.42								
LendLease Group (LLC)						11.99	34.49		1.21		
LendLease Group (LLC)						13.27			1.45		
Metrics Master Income Trust (MXT)											
Transurban Group (TCL)						82.37					
iShares Global 100 ETF (IOO)									14.46		
iShares Global 100 ETF (IOO)									26.76		
iShares S&P 500 AUD Hedged ETF (IHVV)									88.47		
iShares S&P 500 ETF (IVV)									30.20		
iShares S&P 500 ETF (IVV)									24.03		
iShares S&P 500 ETF (IVV)									28.88		
Total			99.52			(822.78)	34.49		346.67		

3.1

INCOME

Listed & Unlisted Securities (S)

Security	Date paid	Net (cash) amount	Franked dividends	Unfranked dividends	Conduit foreign income	Australian Sourced Income				Other	Non Concess. MIT Income	Excluded from NCMI
						Interest	Interest exempt from WHT	S5	S6			
References	S1	S2	S3	S4	S5	S6	S7	S8	S9			
Australian listed security												
A [Ancor Ltd (AMC)	15-Dec-20	206.88										
B [Ancor Ltd (AMC)	16-Mar-21	190.13										
C [Australia & New Zealand Banking Group Ltd (ANZ)	16-Dec-20	1,318.45	1,318.45									
D [BHP Group Limited (BHP)	23-Mar-21	3,409.50	3,409.50									
E [CBA PERLS VII Capital Notes (CBAPD)	15-Dec-20	126.23	126.23									
F [CSL Limited (CSL)	01-Apr-21	701.52			701.52							
G [Coherent Limited (COH)	20-Apr-21	345.00			345.00							
H [Commonwealth Bank Of Australia (CBA)	30-Mar-21	1,512.00	1,512.00									
I [Fortescue Metals Group Ltd (FMG)	24-Mar-21	1,102.50	1,102.50									
J [James Hardie Industries PLC (JHX)	30-Apr-21	337.29										
K [Macquarie Group Limited (MQG)	22-Dec-20	283.50	113.40		170.10							
L [Rio Tinto Limited (RIO)	15-Apr-21	1,551.33	1,551.33									
M [Seven Group Holdings Limited (SVW)	20-Apr-21	172.50	172.50									
N [Telstra Corporation Limited (TLS)	26-Mar-21	1,200.00	1,200.00									
O [Westpac Banking Corporation (WBC)	18-Dec-20	170.50	170.50									
0 [Westpac Banking Corporation (WBC)	25-Jun-21	2,030.00	2,030.00									
0 [Woodside Petroleum Limited (WPL)	24-Mar-21	191.20	191.20									
Total		14,848.53	12,897.61									1,216.62

3-8

INCOME

Listed & Unlisted Securities (\$)

Security	Foreign Income		Tax Offset		Expenses		Tax Deducted	
	Foreign income	Foreign - CFC	Franking credits (FC)	Foreign income tax offset	Exploration credits	Aust FC from NZ	Expenses paid	TFN Non-resident WHT
References	S10	S11	S12	S13	S14	S15	S16	S17
								S18
Australian listed security								
Amcor Ltd (AMC)	206.88							
Amcor Ltd (AMC)	190.13							
Australia & New Zealand Banking Group Ltd (ANZ)			565.05					
BHP Group Limited (BHP)			1,461.21					
CBA PERLS VII Capital Notes (CBAPD)			54.10					
CSL Limited (CSL)								
Cochlear Limited (COH)								
Commonwealth Bank Of Australia (CBA)			648.00					
Fortescue Metals Group Ltd (FMG)			472.50					
James Hardie Industries PLC (JHX)	337.29			112.43				
Macquarie Group Limited (MQG)			48.60					
Rio Tinto Limited (RIO)			664.86					
Seven Group Holdings Limited (SVW)			73.93					
Telstra Corporation Limited (TLS)			514.29					
Westpac Banking Corporation (WBC)			73.07					
Westpac Banking Corporation (WBC)			870.00					
Woodside Petroleum Limited (WPL)			81.94					
Total	734.30		5,527.55	112.43				

3-9

INCOME

Listed & Unlisted Securities (S)

Non-Assessable Amounts

Security	Tax free	Tax exempt	Tax deferred/ Return of capital	Non- assessable non-exempt	NANE (Non- Trust)
References	S19	S20	S21	S22	S23

Australian listed security					
Ancor Ltd (AMC)					
Ancor Ltd (AMC)					
Australia & New Zealand Banking Group Ltd (ANZ)					
BHP Group Limited (BHP)					
CBA PERLS VII Capital Notes (CBAPD)					
CSL Limited (CSL)					
Cochlear Limited (COH)					
Commonwealth Bank Of Australia (CBA)					
Fortescue Metals Group Ltd (FMG)					
James Hardie Industries PLC (JHX)					
Macquarie Group Limited (MQG)					
Rio Tinto Limited (RIO)					
Seven Group Holdings Limited (SVW)					
Telstra Corporation Limited (TLS)					
Westpac Banking Corporation (WBC)					
Westpac Banking Corporation (WBC)					
Woodside Petroleum Limited (WPL)					
Total					

3.10

DISPOSAL OF CAPITAL ITEMS - COST BASE/PROCEEDS INFORMATION (R)

Security	Units	Purchase date	Sale date	Adjusted cost base	R1	R2	R3	R4	R5	R6	R7	R8	R9
						Indexed adjusted cost	Net sale proceeds	Proceeds less cost	Gross discount amount	Discounted 50% ^(a)	Discounted 33 1/3% ^(b)	Other	Capital losses
References													
Amcor Ltd (AMC) ^(a)	1,250	30-May-18	19-Mar-21	17,533.46		0.00	18,082.50	549.04	549.04	274.52	366.03	0.00	0.00
Antipodes Global Investment Company Ltd (APL) ^(a)	22,000	13-Aug-18	08-Feb-21	25,434.75		0.00	23,045.00	(2,389.75)	0.00	0.00	0.00	0.00	(2,389.75)
Aurizon Holdings Limited (AZJ) ^(a)	2,500	06-Aug-20	04-Dec-20	11,269.95		0.00	10,725.54	(544.41)	0.00	0.00	0.00	0.00	(544.41)
GBA PERLS VII Capital Notes (CBAPD)	250	06-Jun-18	05-Feb-21	23,874.75		0.00	25,200.00	1,325.25	1,325.25	662.63	883.50	0.00	0.00
Downer EDI Limited (DOW) ^(a)	1,000	09-Mar-20	04-Dec-20	4,942.45		0.00	5,318.39	375.94	0.00	0.00	0.00	375.94	0.00
Downer EDI Limited (DOW) ^(a)	180	21-Aug-20	04-Dec-20	675.00		0.00	957.31	282.31	0.00	0.00	0.00	282.31	0.00
HUB24 Limited (HUB)	750	05-Nov-20	17-Feb-21	15,000.00		0.00	19,614.73	4,614.73	0.00	0.00	0.00	4,614.73	0.00
Metrics Master Income Trust (MIXT) ^(a)	10,000	04-Apr-19	04-Dec-20	20,324.75		0.00	19,901.43	(423.32)	0.00	0.00	0.00	0.00	(423.32)
Monadelphous Group Limited (MND) ^(a)	600	19-Jul-18	04-Dec-20	8,913.09		0.00	8,666.00	(247.09)	0.00	0.00	0.00	0.00	(247.09)
NRW Holdings Limited (NWH) ^(a)	5,250	17-Jun-20	19-Feb-21	10,007.45		0.00	11,705.00	1,697.55	0.00	0.00	0.00	1,697.55	0.00
Stockland (SGP) ^(a)	2,500	09-Oct-18	04-Dec-20	10,342.16		0.00	11,270.00	927.84	927.84	463.92	618.56	0.00	0.00
Transurban Group (TCL) ^(a)	1,000	09-Oct-18	08-Feb-21	10,471.94		0.00	13,560.00	3,088.06	3,088.06	1,544.03	2,058.71	0.00	0.00
Viva Energy Group Limited (VEA) ^(a)	6,720	13-Jul-18	19-Mar-21	20,000.00		0.00	11,150.60	(8,849.40)	0.00	0.00	0.00	0.00	(8,849.40)
Wesfarmers Limited (WES) ^(a)	175	09-Mar-20	05-Feb-21	6,712.20		0.00	9,741.50	3,029.30	0.00	0.00	0.00	3,029.30	0.00
Whitehaven Coal Limited (WHC) ^(a)	4,000	19-Dec-19	04-Dec-20	10,432.45		0.00	6,285.00	(4,147.45)	0.00	0.00	0.00	0.00	(4,147.45)
Total							195,223.00	(711.40)	5,890.19	2,945.10	3,926.80	9,999.83	(16,601.42)

Where assets have been transferred into the Service, we have relied upon information regarding the CGT cost base and acquisition date provided at the time of transfer to calculate any capital gains or capital losses.

^(a)This amount represents the taxable capital gains after the 50% CGT discount has been applied.

^(b)This amount represents the taxable capital gains after the 33 1/3% CGT discount has been applied. The amount included is 66 2/3% of the gross amount.

3.11

FEEs AND EXPENSES (F)

In respect of	Total payments	Deductible	Non-deductible	Unallocated
<i>References</i>				
Government Charges				
Adviser Fees				
- Adviser Establishment Fees				
- Adviser Service Fees	3,763.26			3,763.26
- Adviser Transaction Fees				
Administration Fees				
Interest Paid (Margin Loan)	755.79	647.79	108.00	
Dealer Service Fee				
Total	4,519.05	647.79	108.00	3,763.26

For a full list of the assumptions used to calculate the amounts in this report, please refer to the Tax Guide, which is available online.

This report does not include the interest and borrowing fees that may be applicable to instalment warrants held in the Service. A separate Issuer Instalment Warrant Tax Report is available from an investor's financial adviser which contains this information.

Disclaimer: The information provided in this Tax Report reflect only those related to this account. These amounts will need to be adjusted for any additional income earned or expenses incurred elsewhere by the investor in the current tax year.

The Tax Report only discloses current year capital losses incurred from assets held within the Service. Where the investor has any prior year capital losses or current year capital losses incurred from assets held outside the Service, we recommend the investor seek independent taxation advice to determine the correct capital losses amount.

We have treated all Establishment Fees as non-deductible. For all other "adviser" fees, we have treated them as unallocated or classified them based on instructions received and have not considered whether the classification is correct.

We recommend investors seek independent taxation advice to determine the deductibility or otherwise of these fees.

References to "we", "us", or "our" are references to Macquarie Investment Management Limited ABN 66 002 867 003 AFSL 237492 as operator of the Investor Directed Portfolio Service (the Service).

For all enquiries regarding this report please call,

David Wells on 07 5557 3333.

This Tax Report has been prepared without taking into account an investor's objectives, financial situation or needs. This Tax Report does not constitute personal tax advice. Therefore, before preparing an income tax return, investors should consider the appropriateness and relevance of the Tax Report, taking into account their specific circumstances. This report has been prepared on the basis that an investor is an Australian resident individual investor for tax purposes. Where this is not the case, particular amounts may need to be recalculated.

If investors have any doubt about the taxation position of their investment, or require any further information about their personal tax position, we strongly recommend they talk to their accountant or tax adviser.

Information in this report is provided by Macquarie Investment Management Limited. While the information in this report is given in good faith and is believed to be reliable and accurate, neither Macquarie Investment Management Limited, nor any member of the Macquarie Group, provides any warranty as to the reliability or accuracy of the information, nor accepts any responsibility for any errors or omissions.

3.12

Key tax information

Core assumptions

The following core assumptions were used when preparing your Tax Report:

- * all assets are held on capital account
- * you are a resident for Australian tax purposes except where you have advised us otherwise
- * you have not elected into the Taxation of Financial Arrangements (TOFA) regime
- * for the purposes of the 45 day rule (or 90 day rule for preference shares) it has been assumed:
 - you hold all your assets at risk
 - you receive no related payments
 - all buys and sells between the dividend declaration and the ex-dividend date are cum dividend
 - no consideration has been given to positions that may reduce the overall exposure to an underlying security by more than 30% for a particular distribution or share buy-back (please note that any franking credits assumed to be denied are disclosed on the report)
- * this report does not consider any prior year carry forward tax balances (such as brought forward capital losses)
- * this report does not consider any assets held outside your account.

Looking for more detail? Your Tax Guide is available online

The Wrap Tax Guide explains in detail the tax reporting treatment for various asset classes you may hold and the assumptions used in preparing your Tax Report. Information in the Guide includes:

- * how and when income is taxed depending on its source
- * how capital gains and losses have been disclosed including the treatment of non-assessable payments and the application of discount or index method where relevant. Information regarding the disposal method such as First In First Out (FIFO) is also described
- * how the deductibility of expenses such as fees and margin loan interest (where applicable) has been treated; and
- * other security specific, client specific or event driven matters that have a tax impact.

Wrap tax online - making tax time easier

We have developed a suite of tax resources accessible online via help.macquarie.com/adviser to make tax time easier for you and your accountant and may assist with the completion of your income tax return.

Our comprehensive tax website contains detailed information relating to tax reporting:

- * Tax Report - explained: this resource explains the inter-relationship between the Part A and Part B sections of your report
- * Technical information: our tax technical team provide further information on specific tax events and policies as well as frequently asked questions. The areas covered include and not limited to:
 - 45 day rule holding rule to deny franking credits
 - capital gains
 - margin loans
 - reconciliation of non-resident withholding tax
 - ATO links
 - glossary of terms used through the Tax Report and the Tax Guides
 - information relating to specific investment types that may be held within the portfolios.

Essential tax reporting information

help.macquarie.com/adviser

The "Key tax information" is provided as part of the Tax Report and has been prepared without taking into account an investor's objectives, financial situation or needs. This Tax Report does not constitute personal tax advice. Therefore, before preparing an income tax return, investors should consider the appropriateness and relevance of the Tax Report, taking into account their specific circumstances. This report has been prepared on the basis that an investor is an Australian resident individual investor for tax purposes. Where this is not the case, particular amounts may need to be recalculated. If an investor has any doubt about the taxation position of their investment, or requires any further information about their personal tax position, we strongly recommend they talk to their accountant or tax adviser.



Tower Three
International Towers Sydney
300 Barangaroo Avenue
Sydney NSW 2000 Australia

P O Box H67
Australia Square 1213
Australia

ABN: 51 194 660 183
Telephone: +61 2 9335 7000
Facsimile: +61 2 9335 7001
DX: 1056 Sydney
www.kpmg.com.au

3.14

The Directors
Macquarie Investment Management Limited
1 Shelley Street
SYDNEY NSW 2000

Independent Review Report for the year ended 30 June 2021 regarding the Accuracy and Completeness of the Self Managed Superannuation Fund (SMSF) Tax Information.

We have reviewed the Tax Reports – SMSF (“the Reports”) released on 01 October 2021 by Macquarie Investment Management Limited (“Macquarie”) to its clients and associated financial planning and tax advisers. The Reports released by Macquarie relate to tax information for the year ended 30 June 2021

Management’s Responsibility for the Tax Reports – SMSF

Management of Macquarie is responsible for the preparation of the Tax Reports – SMSF, and has determined that the contents of the accompanying Tax Guide are appropriate. This responsibility includes the design and effective operation of the taxation procedures and internal controls relevant to the preparation of these Reports that are free from material misstatements, whether due to fraud or error.

Assurance Practitioner’s Responsibility

Our responsibility is to express a conclusion on the Tax Reports – SMSF based on our review. We have conducted our review in accordance with Standard on Review Engagements ASRE 2405 *Review of Historical Financial Information Other than a Financial Report* and within the context of the accompanying Tax Guide in order to state whether, on the basis of the procedures described, anything has come to our attention that causes us to believe that the Reports are not consistent, in all material respects, with the Assumptions and Principles outlined in the Tax Guide and the information reported is not consistent with information recorded within Macquarie’s source systems.

ASRE 2405 requires us to comply with the requirements of the applicable code of professional conduct of a professional accounting body.

A review is limited primarily to inquiries of entity personnel, inspection of evidence and observation of, and enquiry about, the operation of the taxation procedures and internal controls for a small number of transactions or events. A review is substantially less in scope than an audit conducted in accordance with Australian Auditing Standards and consequently does not

enable us to obtain assurance that we would become aware of all significant matters that might be identified in an audit. Accordingly, we do not express an audit opinion.

Our review included such tests and procedures necessary to consider whether:

- (a) the Reports are prepared in accordance with the Assumptions and Principles outlined in the Tax Guide on the basis of an Australian Tax Resident; and
- (b) the reported information is consistent with Macquarie's source systems.

This report has been prepared for Macquarie. No responsibility will be accepted for any reliance on this report to any party other than Macquarie, or for any purpose other than that for which it was prepared.

Conclusion

Based on our review, which is not an audit, nothing has come to our attention that causes us to believe that the Tax Reports – SMSF for the year ended 30 June 2021 are not prepared, in all material respects, in accordance with the Assumptions and Principles outlined in the Tax Guide and the information reported is not consistent with information recorded within Macquarie's source systems.

KPMG



Malcolm Kafer
Partner

Sydney

01 October 2021

Cash Transactions

from 26 October 2020 to 30 June 2021

Transactions displayed in ascending date order

Account Name: DAVID JAMES RANDELL & TRACY LEE RANDELL ATF THE RANDELL SUPERANNUATION FUND
Account No: D78405
Product: Macquarie Investment Consolidator II - Elevate
Adviser: David Wells
Cash Account No: 000966185001

3.16

Date	Description	Debit(\$)	Credit(\$)	Balance(\$)
26/10/2020	OPENING BALANCE			\$30,133.91 CR
30/10/2020	INTEREST PAID		3.29	\$30,137.20 CR
03/11/2020	BUY HUB24 LIMITED PLACEMENT, HUBXX, 750	15,000.00		\$15,137.20 CR
04/11/2020	WRAP SOLUTIONS ADVISER FEE	3.03		\$15,134.17 CR
04/11/2020	WRAP SOLUTIONS ADMIN FEE	5.80		\$15,128.37 CR
09/11/2020	MCP MASTER INCOM Ref: 974869		74.00	\$15,202.37 CR
11/11/2020	RANDELSUPER Macq Wrap Acc		50,000.00	\$65,202.37 CR
13/11/2020	MANAGEMENT FEES FINAL	354.17		\$64,848.20 CR
13/11/2020	GST ON MANAGEMENT FEES FINAL	35.42		\$64,812.78 CR
13/11/2020	BUY HARMONEY CORP LIMITED FLOAT, HMYZZ, 4285	14,997.50		\$49,815.28 CR
18/11/2020	RANDELSUPER MACQ WRAP		10,000.00	\$59,815.28 CR
18/11/2020	BUY PROPTECH GROUP LIMITED FLOAT, PTGXX, 54000	13,500.00		\$46,315.28 CR
23/11/2020	BUY PLEXURE GROUP LIMITED FLOAT, PX1ZZ, 9736	11,001.68		\$35,313.60 CR
03/12/2020	WRAP SOLUTIONS ADMIN FEE	82.48		\$35,231.12 CR
03/12/2020	WRAP SOLUTIONS ADVISER FEE	369.23		\$34,861.89 CR
08/12/2020	MCP MASTER INCOM Ref: 1026117		79.00	\$34,940.89 CR
10/12/2020	SELL AURIZON HOLDINGS LIMITED, AZJ, 2500		10,725.54	\$45,666.43 CR
10/12/2020	SELL DOWNER EDI LIMITED, DOW, 1180		6,275.70	\$51,942.13 CR
10/12/2020	SELL MONADELPHOUS GROUP LIMITED, MND, 600		8,666.00	\$60,608.13 CR
10/12/2020	SELL MCP - MASTER INCOME TRUST, MXT, 10000		19,901.43	\$80,509.56 CR
10/12/2020	SELL STOCKLAND, SGP, 2500		11,270.00	\$91,779.56 CR
10/12/2020	SELL WHITEHAVEN COAL LIMITED, WHC, 4000		6,285.00	\$98,064.56 CR
11/12/2020	BUY TYRO PAYMENTS LIMITED, TYR, 10000	35,455.00		\$62,609.56 CR
15/12/2020	AMCOR PLC DIV DEC20/00900123		206.88	\$62,816.44 CR
15/12/2020	PERLS VII DST 001254678345		126.23	\$62,942.67 CR
16/12/2020	ANZ DIVIDEND A070/00821560		1,318.45	\$64,261.12 CR
18/12/2020	WBC DIVIDEND 001254050755		170.50	\$64,431.62 CR
22/12/2020	MQG ITM DIV 001254369177		283.50	\$64,715.12 CR
22/12/2020	BUY AURELIA METALS LIMITED, AMI, 55000	24,394.37		\$40,320.75 CR
31/12/2020	INTEREST PAID		0.83	\$40,321.58 CR
06/01/2021	IOO PAYMENT JAN21/00841610		95.24	\$40,416.82 CR
06/01/2021	IVV PAYMENT JAN21/00833979		179.38	\$40,596.20 CR
06/01/2021	WRAP SOLUTIONS ADMIN FEE	202.74		\$40,393.46 CR
06/01/2021	WRAP SOLUTIONS ADVISER FEE	545.60		\$39,847.86 CR
29/01/2021	INTEREST PAID		0.07	\$39,847.93 CR
03/02/2021	WRAP SOLUTIONS ADMIN FEE	94.02		\$39,753.91 CR
03/02/2021	WRAP SOLUTIONS ADVISER FEE	547.88		\$39,206.03 CR
09/02/2021	SELL CBA PERLS VII CAPITAL NOTES, CBAPD, 250		25,200.00	\$64,406.03 CR
09/02/2021	SELL WESFARMERS LIMITED, WES, 175		9,741.50	\$74,147.53 CR
09/02/2021	BUY WESTPAC BANKING CORPORATION, WBC, 2950	64,866.50		\$9,281.03 CR
10/02/2021	SELL ANTIPODES GLOBAL INVESTMENT COMPANY LTD, APL, 22000		23,045.00	\$32,326.03 CR
10/02/2021	SELL TRANSURBAN GROUP, TCL, 1000		13,560.00	\$45,886.03 CR
10/02/2021	BUY BHP GROUP LIMITED, BHP, 825	36,990.25		\$8,895.78 CR
16/02/2021	TCL DIV/DIST AUI21/00906965		150.00	\$9,045.78 CR
19/02/2021	SELL HUB24 LIMITED, HUB, 750		19,614.73	\$28,660.51 CR
19/02/2021	FUEL SETTLEMENT		40,000.00	\$68,660.51 CR
19/02/2021	BUY WOODSIDE PETROLEUM LIMITED, WPL, 750	19,540.00		\$49,120.51 CR
23/02/2021	SELL NRW HOLDINGS LIMITED, NWH, 5250		11,705.00	\$60,825.51 CR
23/02/2021	BUY BETASHARES GLOBAL ENERGY CO CCY HDG ETF, FUEL, 9850	40,046.00		\$20,779.51 CR
25/02/2021	GOODMAN GROUP FEB21/00837992		120.00	\$20,899.51 CR
03/03/2021	WRAP SOLUTIONS ADMIN FEE	88.37		\$20,811.14 CR

3.17

Date	Description	Debit(\$)	Credit(\$)	Balance(\$)
03/03/2021	WRAP SOLUTIONS ADVISER FEE	510.74		\$20,300.40 CR
16/03/2021	AMCOR PLC DIV MAR21/00903579		190.13	\$20,490.53 CR
17/03/2021	LLC DIST 21REC/00859814		216.30	\$20,706.83 CR
23/03/2021	SELL AMCOR LTD, AMC, 1250		18,082.50	\$38,789.33 CR
23/03/2021	SELL VIVA ENERGY GROUP LIMITED, VEA, 6720		11,150.60	\$49,939.93 CR
23/03/2021	BHP GROUP DIV AI383/01256602		3,409.50	\$53,349.43 CR
23/03/2021	BUY SANTOS LIMITED, STO, 5600	40,151.00		\$13,198.43 CR
24/03/2021	FMG DIVIDEND 001258067361		1,102.50	\$14,300.93 CR
24/03/2021	WOODSIDE FIN20/00717125		191.20	\$14,492.13 CR
26/03/2021	TLS ITM DIV 001257567262		1,200.00	\$15,692.13 CR
30/03/2021	CBA ITM DIV 001256168176		1,512.00	\$17,204.13 CR
01/04/2021	CSL LTD DIVIDEND 21AUD/01129023		701.52	\$17,905.65 CR
07/04/2021	WRAP SOLUTIONS ADMIN FEE	95.92		\$17,809.73 CR
07/04/2021	WRAP SOLUTIONS ADVISER FEE	586.70		\$17,223.03 CR
12/04/2021	TRANSACT TFR TO 940369069 DAVID JAMES RA	17,223.00		\$0.03 CR
15/04/2021	IVV PAYMENT APR21/00834813		142.72	\$142.75 CR
15/04/2021	RIO TINTO LTD FIN20/00208351		1,551.33	\$1,694.08 CR
20/04/2021	SEVEN GROUP S00121118106		172.50	\$1,866.58 CR
20/04/2021	COCHLEAR PAY APR21/00844334		345.00	\$2,211.58 CR
30/04/2021	JAMES HARDIE IND APR21/00825172		337.29	\$2,548.87 CR
05/05/2021	WRAP SOLUTIONS ADMIN FEE	93.75		\$2,455.12 CR
05/05/2021	WRAP SOLUTIONS ADVISER FEE	586.62		\$1,868.50 CR
03/06/2021	WRAP SOLUTIONS ADMIN FEE	92.71		\$1,775.79 CR
03/06/2021	WRAP SOLUTIONS ADVISER FEE	613.46		\$1,162.33 CR
25/06/2021	WBC DIVIDEND 001260622082		2,030.00	\$3,192.33 CR
30/06/2021	CLOSING BALANCE			\$3,192.33 CR
TOTALS		338,073.94	311,132.36	

- This Transaction Report is NOT A STATEMENT of account.
- It may include transactions which appear on previous statements.
- The description shown in the details column may be an abbreviation.
- Inclusion of a debit does not always indicate payment by the bank.
- For further information on fees charged on your account please refer to the fees statement.
- Please note, all CMT accounts were transitioned to CMA accounts on 31 July 2010. Transactions prior to that date are CMT transactions.

For all enquiries regarding this report please call David Wells on 07 5557 3333.

Information in this report is provided by Macquarie Investment Management Limited ABN 66 002 867 003 AFSL 237 492 (MIML). While the information in this report is given in good faith and is believed to be reliable and accurate, neither MIML nor any member of the Macquarie Group gives any warranty as to the reliability or accuracy of the information, nor accepts any responsibility for any errors or omissions.

Portfolio Valuation

as at 30 June 2021

Account Name: DAVID JAMES RANDELL & TRACY LEE RANDELL ATF THE RANDELL SUPERANNUATION FUND
 Account No: D78405
 Product: Macquarie Investment Consolidator II - Elevate
 Adviser: David Wells

Security	Units	Cost (\$)	Average Cost Per Unit (\$)	Market Price (\$)	Market Value (\$)	Portfolio (%)
LISTED SECURITIES						
<i>Australian</i>						
A Aurelia Metals Limited (AMI)	55,000	24,394.37	0.44	0.41	22,550.00	1.86%
B Australia & New Zealand Banking Group Ltd (ANZ) ^B	3,767	86,353.22	22.92	28.15	106,041.05	8.75%
C BHP Group Limited (BHP) ^B	2,600	89,928.91	34.59	48.57	126,282.00	10.42%
D Commonwealth Bank Of Australia (CBA) ^B	1,008	54,228.00	53.80	99.87	100,668.96	8.31%
E Cochlear Limited (COH) ^B	300	16,745.00	55.82	251.67	75,501.00	6.23%
F CSL Limited (CSL) ^B	520	39,180.05	75.35	285.19	148,298.80	12.24%
G Fortescue Metals Group Ltd (FMG) ^B	750	6,561.95	8.75	23.34	17,505.00	1.44%
N BetaShares Global Energy Co Ccy Hdg ETF (FUEL)	9,850	40,976.41	4.16	4.60	45,310.00	3.74%
O Goodman Group (GMG) ^B	800	9,983.47	12.48	21.17	16,936.00	1.40%
H Harmony Corp Limited (HMY)	4,285	14,997.50	3.50	1.51	6,470.35	0.53%
P iShares S&P 500 AUD Hedged ETF (IHVV) ^B	80	27,614.05	345.18	512.00	40,960.00	3.38%
Q iShares Global 100 ETF (IOO) ^B	200	15,212.45	76.06	95.30	19,060.00	1.57%
R iShares S&P 500 ETF (IVV) ^B	100	36,658.60	366.59	572.74	57,274.00	4.73%
S James Hardie Industries PLC (JHX) ^B	500	8,612.68	17.23	45.27	22,635.00	1.87%
T LendLease Group (LLC) ^B	1,442	21,121.49	14.65	11.46	16,525.32	1.36%
I Macquarie Group Limited (MQG) ^B	210	21,819.48	103.90	156.43	32,850.30	2.71%
J PropTech Group Limited (PTG)	54,000	13,500.00	0.25	0.80	43,200.00	3.57%
K PropTech Group Limited Rights Ent (PTGXE)	6,301	0.00	0.00	0.00	0.00	0.00%
L Plexure Group Limited (PX1)	9,736	11,001.68	1.13	0.62	6,036.32	0.50%
M Rio Tinto Limited (RIO) ^B	300	24,037.08	80.12	126.64	37,992.00	3.14%

3-18

782 [

3-19

Security	Units	Cost (\$)	Average Cost Per Unit (\$)	Market Price (\$)	Market Value (\$)	Portfolio (%)
LISTED SECURITIES						
<i>Australian</i>						
Santos Limited (STO)	A 5,600	40,151.00	7.17	7.09	39,704.00	3.28%
Seven Group Holdings Limited (SVW) ^B	B 750	13,697.81	18.26	20.35	15,262.50	1.26%
Telstra Corporation Limited (TLS) ^B	C 15,000	52,102.53	3.47	3.76	56,400.00	4.66%
Tyro Payments Limited (TYR)	D 10,000	35,455.00	3.55	3.68	36,800.00	3.04%
Westpac Banking Corporation (WBC) ^B	E 3,500	80,219.69	22.92	25.81	90,335.00	7.46%
Woodside Petroleum Limited (WPL) ^B	F 1,250	36,434.65	29.15	22.21	27,762.50	2.29%
Total Listed Securities		820,987.07			1,208,360.10	99.74%
DIRECT CASH		820,987.07			1,208,360.10	99.74%
Wrap Cash Account Cleared (000966185001)		3,192.33			3,192.33	
Wrap Cash Account Uncleared ^h		0.00			0.00	
PENDING SETTLEMENTS¹						
Pending Settlements		0.00			0.00	
Total Direct Cash (including Pending Settlements)		3,192.33			3,192.33	0.26%
Portfolio under Administration		824,179.40			1,211,552.43	100.00%
Total Portfolio		824,179.40			1,211,552.43	100.00%

1 Refer to Available Cash and Pending Transactions report for a breakdown of this amount.
h Refer to Available Cash and Pending Transactions report for the amount of held funds. Refer to Cash Transaction Report for details of uncleared funds.
B The cost/amount invested amount is based on parcel information provided to us at the time of transfer into the service.

For all enquiries regarding this report please call David Wells on 07 5557 3333.

Information in this report is provided by Macquarie Investment Management Limited ABN 66 002 867 003 AFSL 237 492 (MIML). While the information in this report is given in good faith and is believed to be reliable and accurate, neither MIML nor any member of the Macquarie Group gives any warranty as to the reliability or accuracy of the information, nor accepts any responsibility for any errors or omissions.

18/10/2021 13:55

Page 3/3

Account No: D78405

3-20



+ Goodman Group
 Goodman Limited ABN 69 000 123 071
 Goodman Funds Management Limited
 ABN 48 067 796 641; AFSL Number 223621
 As Responsible Entity for
 Goodman Industrial Trust ARSN 091 213 839
 Goodman Logistics (HK) Limited
 Company No. 1700359; ARBN 155 911 149
 A Hong Kong company with limited liability

Update your information: 4-1
Online:
 www.computershare.com.au/easyupdate/gmg

By Mail:
 Computershare Investor Services Pty Limited
 GPO Box 2975 Melbourne
 Victoria 3001 Australia

Enquiries:
 (within Australia) 1300 723 040
 (international) 61 3 9415 4043

Holder No: X0030549392
 Statement Date: 26 August 2021

003492 000 GMG
 MR DAVID JAMES RANDELL &
 MRS TRACY LEE RANDELL
 <RANDELL SUPER FUND A/C>
 8 ST TROPEZ TERRACE
 BUNDALL QLD 4217

Goodman Group Annual Tax Statement 2021

Fully paid ordinary securities for the year ended 30 June 2021

This statement reflects distributions that should be included in your Tax Return for the 2020-21 financial year. Please use this Annual Tax Statement for completing your Tax Return and not interim distribution statements provided at the time of the payments since annual taxable amounts can be determined only after the close of the financial year. This statement should be read in conjunction with the enclosed Goodman Group Tax Return Guide 2021. Please retain this statement for income tax purposes.

Part A - Summary of 2020-21 Income Tax Return and Tax Return (supplementary section) items

Goodman Logistics (HK) Limited dividends

Dividend components	Tax return label	Amount \$
Assessable foreign source income	20E	\$32.00
Net foreign source income	20M	\$32.00
Foreign income tax offsets	20O	Nil

Goodman Limited (GL) dividends

Dividend components	Tax return label	Amount \$
Unfranked amount	11S	Nil
Franked amount	11T	Nil
Franking credit	11U	Nil
TFN amounts withheld	11V	Nil

Goodman Industrial Trust (GIT) distributions

Tax Return (supplementary section)	Tax return label	Amount \$
Australian income – non-primary production	13U	Nil
TFN amounts withheld	13R	Nil
Tax paid by trustee	13S	Nil
Non resident withholding tax	13A	Nil
Net capital gain	18A	Nil
Total current year capital gains	18H	Nil
Assessable foreign source income	20E	Nil
Net foreign source income	20M	Nil
Foreign income tax offsets	20O	Nil

Part B: Additional information for Question 18 (supplementary section)

Capital gains	Tax return label	Amount \$
Discount method ('grossed-up' amount)		Nil
Indexation method		Nil
Other method		Nil
Total current year capital gains	18H	Nil

4.2

Part C: Components of distributions

Net dividends/distributions for the year ended 30 June 2021	Cash dividend/distribution \$	Tax offsets \$	Assessable amount \$
Foreign income Goodman Logistics (HK) Limited - dividends			
Foreign dividend - unfranked (paid 26 August 2021 and assessable in the year ending 30 June 2022)	Nil	Nil	\$32.00
Sub-total (A)	Nil	Nil	\$32.00
Australian income Goodman Limited (GL) - dividends			
Dividends - unfranked	Nil	Nil	Nil
Dividends - franked	Nil	Nil	Nil
Sub-total (B)	Nil	Nil	Nil
Australian income Goodman Industrial Trust (GIT) - distributions			
Interest	Nil		Nil
Other income	Nil		Nil
Other income NCMI	Nil		Nil
Total non-primary production income*	Nil		Nil
Capital gains			
Discounted method - 50% - TARP	Nil		Nil
Discounted method - 50% - non-TARP	Nil		Nil
CGT concession amount - TARP	Nil		
CGT concession amount - non-TARP	Nil		
Other method - TARP	Nil		Nil
Other method - non-TARP	Nil		Nil
Distributed capital gains*	Nil		
Total net capital gains			Nil
Foreign income			
Assessable foreign income*	Nil	Nil	Nil
Non-assessable amounts			
Tax-deferred amounts*	Nil		
Other amounts withheld from distributions			
TFN amounts withheld	Nil		
Credit for tax paid by trustee	Nil		
Non resident withholding tax	Nil		
Sub-total (C) (Sum of *Components less Other amounts withheld from Distributions)	Nil		
Total net cash distributions	Nil		
Comprising of:			
(A) Total cash from Goodman Logistics (HK) Limited	Nil		
(B) Total cash from Goodman Limited (GL)	Nil		
(C) Total cash from Goodman Industrial Trust (GIT)	Nil		

Please retain this statement for income tax purposes.

Randell Super Fund General Ledger

As at 30 June 2021



5-1

Transaction Date	Description	Units	Debit	Credit	Balance \$
Dividends Received (23900)					
<u>Amcor Limited (AMC.AX)</u>					
23/09/2020	Deposit AMCOR PLC DIV SEPT2/00834625 [System Matched Income Data]		2-18 B	200.00	200.00 CR
15/12/2020	Deposit AMCOR PLC DIV DEC20/00900123		3-8 A	206.88	406.88 CR
16/03/2021	Deposit AMCOR PLC DIV MAR21/00903579 [System Matched Income Data]			190.13	597.01 CR
				597.01	597.01 CR
<u>Australia And New Zealand Banking Group Limited (ANZ.AX)</u>					
30/09/2020	ANZ Div		5-4	562.50	562.50 CR
30/09/2020	Deposit ANZ DIVIDEND A069/00534053		2-18 C	379.25	941.75 CR
16/12/2020	Deposit ANZ DIVIDEND A070/00821560 [System Matched Income Data]		3-8 B	1,318.45	2,260.20 CR
				2,260.20	2,260.20 CR
<u>Antipodes Global Investment Company Ltd - Ordinary Fully Paid (APL.AX)</u>					
30/09/2020	Deposit APL-dividend S00013268835 [System Matched Income Data]		2-19 J	550.00	550.00 CR
				550.00	550.00 CR
<u>Aurizon Holdings Limited (AZJ.AX)</u>					
21/09/2020	Deposit AZJ LIMITED SEP20/00828488		2-18 D	342.50	342.50 CR
				342.50	342.50 CR
<u>Bhp Billiton Limited - Ordinary Fully Paid (BHP.AX)</u>					
22/09/2020	BHP dividend		5-5	622.51	622.51 CR
22/09/2020	Deposit BHP GROUP DIV AF382/00957787		2-18 E	716.83	1,339.34 CR
23/03/2021	Deposit BHP GROUP DIV AI383/01256602		3-8 C	3,409.50	4,748.84 CR
				4,748.84	4,748.84 CR
<u>Commonwealth Bank of Australia. - Ordinary Fully Paid (CBA.AX)</u>					
30/09/2020	CBA Div		5-b	497.84	497.84 CR
30/09/2020	Deposit CBA FNL DIV 001249478612		2-18 F	490.00	987.84 CR
30/03/2021	Deposit CBA ITM DIV 001256168176 [System Matched Income Data]		3-8 G	1,512.00	2,499.84 CR
				2,499.84	2,499.84 CR
<u>Commonwealth Bank of Australia. - Cap Note 3-Bbsw+2.80% Perp Non-Cum Red T-12-24 (CBAPD.AX)</u>					
15/09/2020	Deposit PERLS VII DST 001251917068 [System Matched Income Data]		2-18 A	127.93	127.93 CR
15/12/2020	Deposit PERLS VII DST 001254678345 [System Matched Income Data]		3-8 D	126.23	254.16 CR
				254.16	254.16 CR
<u>Cochlear Limited - X0081746460 (COH.AX)</u>					
20/04/2021	Deposit COCHLEAR PAY APR21/00844334 [System Matched Income Data]		3-8 F	345.00	345.00 CR
				345.00	345.00 CR
<u>CSL Limited - Ordinary Fully Paid (CSL.AX)</u>					
09/10/2020	DIRECT CREDIT CSL LTD DIVIDEND FAU20/01071413		5-7	734.79	734.79 CR
09/10/2020	Deposit CSL LTD DIVIDEND FAU20/00939595		2-18 G	29.39	764.18 CR
01/04/2021	Deposit CSL LTD DIVIDEND 21AUD/01129023 [System Matched		3-8 E	701.52	1,465.70 CR

Randell Super Fund General Ledger



As at 30 June 2021

Transaction Date	Description	Units	Debit	Credit	Balance \$	
Income Data]					1,465.70	1,465.70 CR
<u>Fortescue Metals Group Ltd - Ordinary Fully Paid (FMG.AX)</u>						
02/10/2020	Deposit FMG DIVIDEND 001251287814 [System Matched Income Data]		2-18 H 750.00		750.00 CR	
24/03/2021	Deposit FMG DIVIDEND 001258067361 [System Matched Income Data]		3-8 H 1,102.50		1,852.50 CR	
					1,852.50	1,852.50 CR
<u>Monadelphous Group Limited - Ordinary Fully Paid (MND.AX)</u>						
02/10/2020	Deposit MONADELPHOUS LTD REC20/00802358 [System Matched Income Data]		2-19 A 78.00		78.00 CR	
					78.00	78.00 CR
<u>Macquarie Group Limited - Ordinary Fully Paid (MQG.AX)</u>						
03/07/2020	Deposit MQG Dividend S00013268835 [System Matched Income Data]		2-18 I 378.00		378.00 CR	
22/12/2020	Deposit MQG ITM DIV 001254369177		3-8 J 283.50		661.50 CR	
					661.50	661.50 CR
<u>Nrw Holdings Limited - Ordinary Fully Paid (NWH.AX)</u>						
14/10/2020	Deposit NWH FNL DIV 001252820699 [System Matched Income Data]		2-19 B 210.00		210.00 CR	
					210.00	210.00 CR
<u>Rio Tinto Limited (RIO.AX)</u>						
17/09/2020	Deposit RIO TINTO LTD AUI20/00831400 [System Matched Income Data]		2-19 C 649.41		649.41 CR	
15/04/2021	Deposit RIO TINTO LTD FIN20/00208351 [System Matched Income Data]		3-8 K 1,551.33		2,200.74 CR	
					2,200.74	2,200.74 CR
<u>Seven Group Holdings Limited - Ordinary Fully Paid (SVW.AX)</u>						
13/10/2020	Deposit SEVEN GROUP S00013268835 [System Matched Income Data]		2-19 D 157.50		157.50 CR	
20/04/2021	Deposit SEVEN GROUP S00121118106 [System Matched Income Data]		3-8 L 172.50		330.00 CR	
					330.00	330.00 CR
<u>Telstra Corporation Limited (TLS.AX)</u>						
24/09/2020	TLS Div		5-8 560.00		560.00 CR	
24/09/2020	Deposit TLS FNL DIV 001250674598		2-19 E 640.00		1,200.00 CR	
26/03/2021	Deposit TLS ITM DIV 001257567262 [System Matched Income Data]		3-8 M 1,200.00		2,400.00 CR	
					2,400.00	2,400.00 CR
<u>Viva Energy Group Limited - Ordinary Fully Paid (VEA.AX)</u>						
16/09/2020	Deposit VEA ITM DIV 001251193268 [System Matched Income Data]		2-19 F 64.00		64.00 CR	
13/10/2020	Deposit VEA SPEC DIV 001252988878 [System Matched Income Data]		2-19 H 475.20		539.20 CR	
					539.20	539.20 CR
<u>Westpac Banking Corporation (WBC.AX)</u>						
18/12/2020	Deposit WBC DIMIDEND 001254050755 [System Matched Income Data]		3-8 N 170.50		170.50 CR	
25/06/2021	Deposit WBC DIVIDEND 001260622082		[2,030.00		2,200.50 CR	
					2,200.50	2,200.50 CR
<u>Wesfarmers Limited - Ordinary Fully Paid (WES.AX)</u>						
01/10/2020	Deposit WESFARMERS LTD FIN20/00967757 [System Matched Income Data]		2-19 G 166.25		166.25 CR	

5-2

53

Randell Super Fund General Ledger



As at 30 June 2021

Transaction Date	Description	Units	Debit	Credit	Balance \$
				166.25	166.25 CR
	<u>Woodside Petroleum Ltd (WPL.AX)</u>				
18/09/2020	Deposit WOODSIDE INT20/00541317 [System Matched Income Data]		219 L	181.24	181.24 CR
24/03/2021	Deposit WOODSIDE FIN20/00717125		380	191.20	372.44 CR
				372.44	372.44 CR

Total Debits: 0.00

Total Credits: 24,074.38

5.4



142286 041 ANZ



MR DAVID JAMES RANDELL &
MRS TRACY LEE RANDELL
<RANDELL SUPER FUND A/C>
8 ST TROPEZ TERRACE
BUNDALL QLD 4217

NEED ASSISTANCE?

www.anz.com/shareholder/centre
anzshareregistry@computershare.com.au

Computershare Investor Services Pty Limited
GPO Box 2975 Melbourne
Victoria 3001 Australia

1800 113 399 (within Australia)
0800 174 007 (within New Zealand)
+61 3 9415 4010 (outside Australia)

Holder Identification Number (HIN)

HIN WITHHELD

Share Class Ordinary
Record Date 25 August 2020
Payment Date 30 September 2020
TFN/ABN Quoted

Payment in Australian dollars

X0081746460

DIVIDEND ADVICE

The details of your **Interim Dividend** of A\$0.25 per share for the half year ended 31 March 2020 are set out below.

NUMBER OF SHARES	FRANKED AMOUNT	UNFRANKED AMOUNT	NET AMOUNT	FRANKING CREDIT
2,250	A\$562.50	A\$0.00	A\$562.50	A\$241.07

The dividend is 100% franked at the Australian company tax rate of 30%.
A NZ Imputation Credit of **NZ\$67.50** has been attached to the above dividend. For NZ taxpayers, your NZ gross income will include the aggregate of the Net Amount and the NZ Imputation Credit which should be included in your income tax return.

Shareholders should obtain their own professional advice on the tax implications of the dividend and retain this document to assist in tax return preparation.

PAYMENT INSTRUCTIONS

SUNCORP BANK LTD

BSB: XXX-XXX
Account number: XXXXXX07
Payment reference: 768283
PAYMENT AMOUNT: A\$562.50

outside Wilson's portfolio
inside new ord Minnett portfolio

If payment cannot be made to the above account, you will be notified and your entitlement will be held pending receipt of updated direct credit instructions.



UPCOMING EVENTS

29 October 2020
Full Year Results announced



BHP Group Limited
ABN 49 004 028 077



153515 041 BHP



MR DAVID JAMES RANDELL &
MRS TRACY LEE RANDELL
<RANDELL SUPER FUND A/C>
8 ST TROPEZ TERRACE
BUNDALL QLD 4217

Update Your Details:

5.5



www.computershare.com.au/investor



(within Australia) 1300 656 780
(outside Australia) +61 3 9415 4020



Computershare Investor Services Pty Limited
GPO Box 2975 Melbourne
Victoria 3001 Australia

Your Shareholding

SHARE CLASS	HOLDER NUMBER
Ordinary Shares	X0081746460
TFN/ABN STATUS	DIRECT CREDIT REF NO
Quoted	1219359
RECORD DATE	PAYMENT DATE
4 September 2020	22 September 2020

You must keep this document for your tax records.

BHP Group Limited Shares

382nd Dividend Payment - Dividend Statement & Direct Credit Advice

The statement below represents your final dividend for the year ended 30 June 2020. This dividend is paid at the rate of 55 US cents (equivalent to 75.456167 Australian cents) per share on your holding of fully paid ordinary shares, registered in your name and entitled to participate as at the record date. This dividend has been franked in Australia at a rate of 100% and the company tax rate used to determine the franking credit is 30%. All amounts are in Australian dollars, except where indicated.

Caroline Cox
Group General Counsel and Company Secretary

Amount per Security	Number of Securities	Franked Amount	Unfranked Amount	Gross Payment
A75.456167 cents	825	A\$622.51	A\$0.00	A\$622.51
Net Payment				A\$622.51
Australian Franking Credit				A\$266.79

Your Payment Instruction

SUNCORP BANK LTD
BSB: 484-799
Account Number: 160257907

Amount Deposited
A\$622.51

outside Wilson portfolio
inside Ord Minnett Portfolio

If payment cannot be made to the above instruction, you will be issued with a cheque in the same currency as the Amount Deposited.



To start receiving your statements online simply visit www.computershare.com.au/easyupdate/bhp

5-6

Payment Advice



Commonwealth Bank

All Registry communications to:
Commonwealth Bank of Australia
Locked Bag A14, Sydney South, NSW, 1235
Telephone: 1800 022 440
ASX Code: CBA
Email: cba@linkmarketservices.com.au
Website: www.linkmarketservices.com.au

COMMONWEALTH BANK OF AUSTRALIA
ABN: 48 123 123 124

DIVIDEND STATEMENT

MR DAVID JAMES RANDELL & MRS TRACY LEE RANDELL
<RANDELL SUPER FUND A/C>
8 ST TROPEZ TERRACE
BUNDALL QLD
4217

Reference No.: X*****6460
Payment Date: 30 September 2020
Record Date: 20 August 2020

X0081746460

Security Description	Dividend Rate per Share	Participating Shares	Unfranked Amount	Franked Amount	Total Payment	Franking Credit
CBA - ORDINARY SHARES	\$0.98	508	\$0.00	\$497.84	\$497.84	\$213.36
						Less Withholding Tax \$0.00
						Net Amount AUD 497.84
						Represented By:
						Direct Credit amount AUD 497.84

BANKING INSTRUCTIONS

The amount of AUD 497.84 was deposited to the bank account detailed below:

METWAY (SUNCORP-METWAY)

DAVID & TRACY RANDELL ATF RANDEL
BSB: 484-799 ACC: *****7907

DIRECT CREDIT REFERENCE NO.: 1249496817

FRANKING INFORMATION

Franked Rate per Share	\$0.98
Franking Percentage	100%
Company Tax Rate	30%

New Zealand Imputation Credit in NZD

\$50.80

Attached to this dividend is a New Zealand Imputation Credit of NZ\$0.10 per share. The only Commonwealth Bank shareholders who may obtain benefits from the New Zealand Imputation Credits are New Zealand resident taxpayers who meet certain other requirements. If you require further information, we recommend you talk to your tax advisor or the New Zealand Inland Revenue Department.

For the avoidance of doubt, the offer of the Dividend Reinvestment Plan (DRP) to the public in New Zealand is made in compliance with Australian law and any code, rules or other requirements relating to the offer of the DRP in Australia.

The total amount together with the franking credit (if any) should be disclosed as assessable income in your Australian tax return.

Note: You may require this statement for taxation purposes. All investors should seek independent advice relevant to their own particular circumstances.

Please ensure your details are current by viewing and updating via the online service centre.



CSL LIMITED
ABN 99 051 588 348

Update your information:

5-7



Online:
www.computershare.com.au/easyupdate/CSL



By Mail:
Computershare Investor Services Pty Limited
GPO Box 2975 Melbourne
Victoria 3001 Australia

Enquiries:

(within Australia) 1800 646 882
(international) +61 3 9415 4178

Holder Identification Number

X 0081746460

Payment Date 9 October 2020
Record Date 11 September 2020
TFN/ABN Status Quoted
Direct Credit Reference No. 1071413

Calculations are in US Dollars
This payment is in Australian Dollars



068641 041 CSL



MR DAVID JAMES RANDELL &
MRS TRACY LEE RANDELL
<RANDELL SUPER FUND A/C>
8 ST TROPEZ TERRACE
BUNDALL QLD 4217

NOTIFICATION OF THE FINAL DIVIDEND FOR THE YEAR ENDED 30 JUNE 2020

Dear Shareholder,

We have pleasure in advising that, in accordance with your instructions, payment of the final dividend of US\$1.07 per share has been forwarded to your account as detailed below. This dividend is 100% unfranked. This dividend is paid on the shares registered in your name and entitled to participate as at the record date.

For Australian resident shareholders, we have indicated whether or not your tax file number or ABN has been received and recorded as at the record date.

Non-resident withholding tax is not payable on this unfranked dividend as it consists entirely of Conduit Foreign Income.

This dividend is converted to AU currency at the rate of US\$1.00 = AU\$1.373438.

Yours sincerely
Fiona Mead
Company Secretary

FINAL DIVIDEND	RATE	NO. OF SHARES	UNFRANKED AMOUNT	FRANKED AMOUNT	FRANKING CREDIT
Ordinary Shares	US\$1.07	500	US\$535.00	US\$0.00	US\$0.00



Important Notes:

- You should retain this statement to assist you in preparing your tax return.
- The dividend amounts, franking credits and any withholding tax, where applicable, are in US Dollars. For Australian income tax reporting purposes you will need to convert these amounts to Australian Dollars using the conversion rate of US\$1.00 = AU\$1.373438.

NET DIVIDEND PAYMENT	US\$535.00
CONVERTED NET PAYMENT	AU\$734.79

265410_02_Y1

BANKING INSTRUCTIONS

SUNCORP BANK LTD
BSB: 484-799 ACCOUNT NUMBER: 160257907

IF PAYMENT CANNOT BE MADE TO THE ABOVE ACCOUNT, THE DIVIDEND AMOUNT WILL BE WITHHELD PENDING RECEIPT OF YOUR VALID DIRECT CREDIT INSTRUCTIONS.

Easy Update

www.computershare.com.au/easyupdate/CSL

- ✓ Review & update your securityholding
- ✓ Review & update your direct credit instructions
- ✓ Supply your Tax File Number

Your secure access information is:

SRN/HIN: X0081746460

PLEASE NOTE: For security reasons it is important that you keep your SRN/HIN confidential.



5-8



04/1/09855

MR DAVID JAMES RANDELL &
MRS TRACY LEE RANDELL
<RANDELL SUPER FUND A/C>
8 ST TROPEZ TERRACE
BUNDALL QLD 4217

Telstra Share Registrar
C/- Link Market Services Limited
PO Box A942, SYDNEY SOUTH NSW 1234
T Australia: 1300 88 66 77
T Overseas: +61 1300 88 66 77
E telstra@linkmarketservices.com.au
W www.linkmarketservices.com.au/telstra

Telstra Dividend

For the period ended 30 June 2020

The dividend payment of Telstra Corporation Limited for the period ended 30 June 2020 includes a final ordinary dividend of 5 cents per share and a final special dividend of 3 cents per share, both 100% franked at the company tax rate of 30%. This total dividend amount and franking credit may need to be disclosed as assessable income on your Australian Tax Return. Please keep this statement for your tax records as a fee will be charged for a replacement.

Your shareholding information

HIN/SRN: X00081746460
Share Class: Ordinary
TFN/ABN Status: Quoted
Record Date: 27 August 2020
Payment Date: 24 September 2020

Update your details online at
www.linkmarketservices.com.au/telstra

Payment Description	Total Dividend per share	Shares held	Unfranked Amount	Franked Amount	Total Dividend Amount	Franking Credit
Final ordinary dividend 5 cents per share and Final special dividend 3 cents per share	8 cents	7,000	\$0.00	\$560.00	\$560.00	\$240.00

Your dividend payment has been credited to your nominated account (listed below):

BSB: 484-799

Account Number: *****7907

Account Name: DAVID & TRACY RANDELL ATF RANDEL

Direct Credit: 001250694839

Reference Number: (a unique code for your dividend payment which will appear on your bank statement)

A payment has been made into the above account. If this account is not valid, please visit www.linkmarketservices.com.au/telstra to update your details. Once your details have been updated, a payment will be made within 15 business days.

Dividend Reinvestment Plan

If you're a resident of Australia or New Zealand, you can choose to have your dividends reinvested into additional Telstra shares under our Dividend Reinvestment Plan (DRP).

To register for the DRP please go to www.linkmarketservices.com.au/telstra. For more information on our DRP, including the DRP rules, visit www.telstra.com/drps.

Telstra Corporation Limited
ACN 051 775 556
ABN 33 051 775 556

AUDIV120/LDC/E-9855/S-18937/I-37873

6-1



Randell Super Fund General Ledger

As at 30 June 2021

Transaction Date	Description	Units	Debit	Credit	Balance \$
Interest Received (25000)					
<u>Macquarie ***5001 (MBL5001)</u>					
31/07/2020	Interest MACQUARIE CMA INTEREST PAID*			7.46	7.46 CR
31/08/2020	Interest MACQUARIE CMA INTEREST PAID*			5.66	13.12 CR
30/09/2020	Interest MACQUARIE CMA INTEREST PAID*			4.92	18.04 CR
30/10/2020	Interest INTEREST PAID*			3.29	21.33 CR
31/12/2020	Interest INTEREST PAID*			0.83	22.16 CR
29/01/2021	Interest INTEREST PAID*			0.07	22.23 CR
				22.23	22.23 CR
<u>Macquarie ***9069 (MBL9069)</u>					
29/01/2021	MACQUARIE ACCELERATOR INTEREST PAID			1.64	1.64 CR
26/02/2021	MACQUARIE ACCELERATOR INTEREST PAID			9.88	11.52 CR
30/04/2021	MACQUARIE ACCELERATOR INTEREST PAID			3.61	15.13 CR
31/05/2021	MACQUARIE ACCELERATOR INTEREST PAID			5.89	21.02 CR
30/06/2021	MACQUARIE ACCELERATOR INTEREST PAID			5.70	26.72 CR
				26.72	26.72 CR
<u>Suncorp ***1770 (Suncorp1770)</u>					
03/10/2020	Credit interest			0.04	0.04 CR
03/04/2021	Credit interest			0.01	0.05 CR
				0.05	0.05 CR
<u>Suncorp ***7907 (Suncorp7907)</u>					
28/07/2020	Interest			4.33	4.33 CR
28/08/2020	Interest			4.48	8.81 CR
28/09/2020	Interest			4.50	13.31 CR
28/10/2020	CREDIT INTEREST			4.94	18.25 CR
28/11/2020	CREDIT INTEREST			2.60	20.85 CR
28/12/2020	CREDIT INTEREST 2021			0.24	21.09 CR
28/01/2021	CREDIT INTEREST			0.24	21.33 CR
28/02/2021	CREDIT INTEREST			0.24	21.57 CR
28/03/2021	CREDIT INTEREST			0.22	21.79 CR
28/04/2021	CREDIT INTEREST			0.25	22.04 CR
28/05/2021	Credit interest [CREDIT INTEREST]			0.23	22.27 CR
28/06/2021	Credit interest [CREDIT INTEREST]			0.15	22.42 CR
				22.42	22.42 CR
Total Debits:	0.00				
Total Credits:	71.42				

7-1

Randell Super Fund General Ledger



As at 30 June 2021

Transaction Date	Description	Units	Debit	Credit	Balance \$
Other Investment Income (26500)					
<u>Rebate of adviser commission (00014)</u>					
02/07/2020	Interest REBATE OF ADVISER COMMISSION			7.17	7.17 CR
04/08/2020	Interest REBATE OF ADVISER COMMISSION			7.47	14.64 CR
02/09/2020	Interest REBATE OF ADVISER COMMISSION			5.67	20.31 CR
02/10/2020	Interest REBATE OF ADVISER COMMISSION			4.94	25.25 CR
				25.25	25.25 CR

2.18

Total Debits: 0.00
Total Credits: 25.25

8-1



Simmons Livingstone & Associates

A.B.N. 45 163 871 958
PO Box 806, Oxenford 4210 Queensland
Tele 07 5561 8800 | Fax 07 5561 8700
simmonslivingstone.com.au

The Trustees
Randell Super Fund
8 St Tropez Terrace
BUNDALL QLD 4217

Tax Invoice
025948

Ref: RANDDS1
7 April, 2021

Description	Amount
Preparation of Financial Statements for the fund for the year ended 30th June 2020 including the following:- - Operating Statement, Statement of Financial Position & Notes to the Financial Statements - Trustee's declaration - Preparation and lodgement of income tax and regulatory return - Calculation of tax estimate - Memorandum of Resolutions - Calculations in relation to changes in market value of investments - Calculations of capital gains/losses in relation to disposal of investments - Preparation of Member's Statements - Preparation of records in accordance with the auditor's requirements including payment of disbursement to Super Audits.	<p style="font-size: 1.2em;">Acc 2860 Audit 330 <hr/>3190</p> <p>2,900.00</p>
Please note that this invoice is now due.	
	2,900.00
	GST: \$ 290.00
	Amount Due: \$ 3,190.00

The firm reserves the right to charge interest of 11.5% compounding daily on outstanding amounts. The firm reserves the right to refer the outstanding invoices to a debt collection agency or legal practitioner, at a cost to the client. Such costs may include commission, administration fees, legal costs and interest as charged by the debt collection agency or legal practitioner.

<input type="checkbox"/> (EFT) - Transfer to our account Account Name Simmons Livingstone & Associates BSB: 064 445 Account: 1052 7520	Ref: RANDDS1 Invoice: 025948 7 April, 2021 Amount Due: \$ 3,190.00
<input type="checkbox"/> Credit Card (Please indicate type) <input type="checkbox"/> Mastercard <input type="checkbox"/> Visa	Card CCV
Card Number: <input type="text"/> <input type="text"/> <input type="text"/> <input type="text"/> <input type="text"/> <input type="text"/> <input type="text"/> <input type="text"/> <input type="text"/> <input type="text"/> <input type="text"/> <input type="text"/> <input type="text"/> <input type="text"/> <input type="text"/>	
Cardholder	Signature
	Expiry/.....

Liability limited by a scheme approved under Professional Standards Legislation

TAX INVOICE

Supplier: Super Audits

Auditor: A.W. Boys
SMSF Auditor Number (SAN) 100014140
Registered Company Auditor (67793)

Address: Box 3376
Rundle Mall 5000

ABN: 20 461 503 652

Services: Auditing

Date: 6 April 2021

Recipient: Randell Super Fund

Address: C/- PO Box 806 Oxenford QLD 4210

Description of Services

Statutory audit of the Randell Super Fund for the financial year ending 30 June 2020.

Fee: \$300.00

GST: \$30.00

Total: \$330.00

Payment can be made with a cheque payable to Super Audits postal address being Box 3376 Rundle Mall 5000 or alternatively an EFT can be made BSB 015-056 Account No. 387392386.



9-1

Randell Super Fund General Ledger



As at 30 June 2021

Transaction Date	Description	Units	Debit	Credit	Balance \$
Advisor Fees (30900)					
<u>Advisor Fees (30900)</u>					
15/07/2020	Funds transfer MANAGEMENT FEES JUN 20		639.65		639.65 DR
15/07/2020	Funds transfer GST ON MANAGEMENT FEES JUN 20		63.97		703.62 DR
17/08/2020	Funds transfer MANAGEMENT FEES JUL 20		646.37		1,349.99 DR
17/08/2020	Funds transfer GST ON MANAGEMENT FEES JUL 20		64.64		1,414.63 DR
16/09/2020	Funds transfer MANAGEMENT FEES AUG 20		676.52		2,091.15 DR
16/09/2020	Funds transfer GST ON MANAGEMENT FEES AUG 20		67.65		2,158.80 DR
15/10/2020	Funds transfer MANAGEMENT FEES SEP 20		654.79		2,813.59 DR
15/10/2020	Funds transfer GST ON MANAGEMENT FEES SEP 20		65.48		2,879.07 DR
04/11/2020	Funds transfer WRAP SOLUTIONS ADVISER FEE		3.03		2,882.10 DR
04/11/2020	Funds transfer WRAP SOLUTIONS ADMIN FEE		5.80		2,887.90 DR
13/11/2020	Funds transfer MANAGEMENT FEES FINAL		354.17		3,242.07 DR
13/11/2020	Funds transfer GST ON MANAGEMENT FEES FINAL		35.42		3,277.49 DR
03/12/2020	Funds transfer WRAP SOLUTIONS ADMIN FEE		82.48		3,359.97 DR
03/12/2020	Funds transfer WRAP SOLUTIONS ADVISER FEE		369.23		3,729.20 DR
06/01/2021	Funds transfer WRAP SOLUTIONS ADMIN FEE		202.74		3,931.94 DR
06/01/2021	Funds transfer WRAP SOLUTIONS ADVISER FEE		545.60		4,477.54 DR
03/02/2021	Funds transfer WRAP SOLUTIONS ADMIN FEE		94.02		4,571.56 DR
03/02/2021	Funds transfer WRAP SOLUTIONS ADVISER FEE		547.88		5,119.44 DR
03/03/2021	Funds transfer WRAP SOLUTIONS ADMIN FEE		88.37		5,207.81 DR
03/03/2021	Funds transfer WRAP SOLUTIONS ADVISER FEE		510.74		5,718.55 DR
07/04/2021	Funds transfer WRAP SOLUTIONS ADMIN FEE		95.92		5,814.47 DR
07/04/2021	Funds transfer WRAP SOLUTIONS ADVISER FEE		586.70		6,401.17 DR
05/05/2021	Funds transfer WRAP SOLUTIONS ADMIN FEE		93.75		6,494.92 DR
05/05/2021	Funds transfer WRAP SOLUTIONS ADVISER FEE		586.62		7,081.54 DR
03/06/2021	Funds transfer WRAP SOLUTIONS ADMIN FEE		92.71		7,174.25 DR
03/06/2021	Funds transfer WRAP SOLUTIONS ADVISER FEE		613.46		7,787.71 DR
			7,787.71		7,787.71 DR

2.20

3.16

3.17

Total Debits: 7,787.71
Total Credits: 0.00



Wrap Cash Account

MACQUARIE BANK LIMITED
ABN 46 008 583 542 AFSL 237502

enquiries 1800 025 063
wrapsolutions@macquarie.com.au
www.macquarie.com.au

PO Box N498
Grosvenor Place
Sydney, NSW 1220

1 Shelley Street
Sydney, NSW 2000



MR D RANDELL &
MRS T RANDELL
8 ST TROPEZ TERRACE
BUNDALL QLD 4217

account balance **\$40,321.58**
as at 31 Dec 20

account name DAVID JAMES RANDELL &
TRACY LEE RANDELL ATF
THE RANDELL SUPERANNUATION FUND
account no. 966185001

transaction	description	debits	credits	balance
30.06.20	OPENING BALANCE			34,627.60
02.07.20	Interest REBATE OF ADVISER COMMISSION		7.17	34,634.77
03.07.20	Deposit MQG Dividend S00013268835		378.00	35,012.77
08.07.20	Deposit MCP MASTER INCOM Ref: 742880		87.00	35,099.77
13.07.20	Deposit IOO PAYMENT JUL20/00801381		138.29	35,238.06
13.07.20	Deposit IVV PAYMENT JUL20/00801726		167.56	35,405.62
13.07.20	Deposit IHVV PAYMENT JUL20/00800136		580.01	35,985.63
15.07.20	Funds transfer MANAGEMENT FEES JUN 20	639.65		35,345.98
15.07.20	Funds transfer GST ON MANAGEMENT FEES JUN 20	63.97		35,282.01
31.07.20	Interest MACQUARIE CMA INTEREST PAID*		7.46	35,289.47
04.08.20	Interest REBATE OF ADVISER COMMISSION		7.47	35,296.94

how to make a transaction

online
Log in to www.macquarie.com.au/personal

by phone
Call 133 275 to make a phone transaction

transfers from another bank account
Transfer funds from another bank to this account:
BSB 182 512
ACCOUNT NO. 966185001

deposits using BPay
From another bank



Bill code: 667022
Ref: 966 185 001

continued on next



Wrap Cash Account

enquiries 1800 025 063

account name DAVID JAMES RANDELL &
TRACY LEE RANDELL ATF
THE RANDELL SUPERANNUATION FUND
account no. 966185001

transaction	description	debits	credits	balance
10.08.20	Deposit MCP MASTER INCOM Ref: 794112		86.00	35,382.94
10.08.20	Funds transfer B AZJ 2500 95943309	11,269.95		24,112.99
13.08.20	Funds transfer DOW ENT APPLICATION	675.00		23,437.99
14.08.20	Deposit TCL DIV/DIST AUF20/00820610		160.00	23,597.99
17.08.20	Funds transfer MANAGEMENT FEES JUL 20	646.37		22,951.62
17.08.20	Funds transfer GST ON MANAGEMENT FEES JUL 20	64.64		22,886.98
28.08.20	Deposit GOODMAN GROUP AUG20/00806500		120.00	23,006.98
31.08.20	Interest MACQUARIE CMA INTEREST PAID*		5.66	23,012.64
31.08.20	Deposit STOCKLAND LTD AUG20/00819967		265.00	23,277.64
02.09.20	Interest REBATE OF ADVISER COMMISSION		5.67	23,283.31
08.09.20	Deposit MCP MASTER INCOM Ref: 838891		88.00	23,371.31
15.09.20	Deposit PERLS VII DST 001251917066		127.93	23,499.24
15.09.20	Deposit LLC DIST FIN20/00819823		46.96	23,546.20
16.09.20	Deposit VEA ITM DIV 001251193268		64.00	23,610.20
16.09.20	Funds transfer MANAGEMENT FEES AUG 20	676.52		22,933.68
16.09.20	Funds transfer GST ON MANAGEMENT FEES AUG 20	67.65		22,866.03
17.09.20	Deposit RIO TINTO LTD AUI20/00831400		649.41	23,515.44
18.09.20	Deposit WOODSIDE INT20/00541317		181.24	23,696.68
21.09.20	Deposit AZJ LIMITED SEP20/00828488		342.50	24,039.18
22.09.20	Deposit BHP GROUP DIV AF382/00957787		716.83	24,756.01
23.09.20	Deposit AMCOR PLC DIV SEPT2/00834625		200.00	24,956.01
24.09.20	Deposit TLS FNL DIV 001250674598		640.00	25,596.01
30.09.20	Interest MACQUARIE CMA INTEREST PAID*		4.92	25,600.93
30.09.20	Deposit CBA FNL DIV 001249478612		490.00	26,090.93
30.09.20	Deposit ANZ DIVIDEND A069/00534053		379.25	26,470.18
30.09.20	Deposit APL-dividend S00013268835		550.00	27,020.18

continued on next



10.3

Wrap Cash Account

enquiries 1800 025 063

account name DAVID JAMES RANDELL &
TRACY LEE RANDELL ATF
THE RANDELL SUPERANNUATION FUND
account no. 966185001

transaction	description	debits	credits	balance
01.10.20	Deposit WESFARMERS LTD FIN20/00967757		166.25	27,186.43
02.10.20	Interest REBATE OF ADVISER COMMISSION		4.94	27,191.37
02.10.20	Deposit FMG DIVIDEND 001251287814		750.00	27,941.37
02.10.20	Deposit MONADELPHOUS LTD REC20/00802358		78.00	28,019.37
09.10.20	Deposit CSL LTD DIVIDEND FAU20/00939595		29.39	28,048.76
09.10.20	Deposit MCP MASTER INCOM Ref: 925899		72.00	28,120.76
13.10.20	Deposit IVV PAYMENT OCT20/00801681		173.92	28,294.68
13.10.20	Deposit VEA SPEC DIV 001252988878		475.20	28,769.88
13.10.20	Deposit VEA CAP OCT20 001253003389		1,716.80	30,486.68
13.10.20	Deposit SEVEN GROUP S00013268835		157.50	30,644.18
14.10.20	Deposit NWH FNL DIV 001252820699		210.00	30,854.18
15.10.20	Funds transfer MANAGEMENT FEES SEP 20	654.79		30,199.39
15.10.20	Funds transfer GST ON MANAGEMENT FEES SEP 20	65.48		30,133.91
30.10.20	Interest INTEREST PAID*		3.29	30,137.20
03.11.20	Funds transfer BUY 750 HUBXX	15,000.00		15,137.20
04.11.20	Funds transfer WRAP SOLUTIONS ADVISER FEE	3.03		15,134.17
04.11.20	Funds transfer WRAP SOLUTIONS ADMIN FEE	5.80		15,128.37
09.11.20	Deposit MCP MASTER INCOM Ref: 974869		74.00	15,202.37
11.11.20	Deposit RANDELSUPER Macq Wrap Acc		50,000.00	65,202.37
13.11.20	Funds transfer MANAGEMENT FEES FINAL	354.17		64,848.20
13.11.20	Funds transfer GST ON MANAGEMENT FEES FINAL	35.42		64,812.78
13.11.20	Funds transfer BUY 4285 HMYZZ	14,997.50		49,815.28
18.11.20	Deposit RANDELSUPER MACQ WRAP		10,000.00	59,815.28
18.11.20	Funds transfer BUY 54000 PTGXX	13,500.00		46,315.28
23.11.20	Funds transfer BUY 9736 PX1ZZ	11,001.68		35,313.60
03.12.20	Funds transfer WRAP SOLUTIONS ADMIN FEE	82.48		35,231.12

continued on next



10.4

Wrap Cash Account

enquiries 1800 025 063

account name DAVID JAMES RANDELL &
TRACY LEE RANDELL ATF
THE RANDELL SUPERANNUATION FUND
account no. 966185001

	transaction	description	debits	credits	balance
03.12.20	Funds transfer	WRAP SOLUTIONS ADVISER FEE	369.23		34,861.89
08.12.20	Deposit	MCP MASTER INCOM Ref: 1026117		79.00	34,940.89
10.12.20	Deposit	SELL 2500 AZJ		10,725.54	45,666.43
10.12.20	Deposit	SELL 1180 DOW		6,275.70	51,942.13
10.12.20	Deposit	SELL 600 MND		8,666.00	60,608.13
10.12.20	Deposit	SELL 10000 MXT		19,901.43	80,509.56
10.12.20	Deposit	SELL 2500 SGP		11,270.00	31,779.56
10.12.20	Deposit	SELL 4000 WHC		6,285.00	98,064.56
11.12.20	Funds transfer	BUY 10000 TYR	35,455.00		62,609.56
15.12.20	Deposit	AMCOR PLC DIV DEC20/00900123		206.88	62,816.44
15.12.20	Deposit	PERLS VII DST 001254678345		126.23	62,942.67
16.12.20	Deposit	ANZ DIVIDEND A070/00821560		1,318.45	64,261.12
18.12.20	Deposit	WBC DIVIDEND 001254050755		170.50	64,431.62
22.12.20	Deposit	MQG ITM DIV 001254369177		283.50	64,715.12
22.12.20	Funds transfer	BUY 55000 AMI	24,394.37		40,320.75
31.12.20	Interest	INTEREST PAID*		0.83	40,321.58

continued on next



10.5

Wrap Cash Account

enquiries 1800 025 063

account name DAVID JAMES RANDELL &
TRACY LEE RANDELL ATF
THE RANDELL SUPERANNUATION FUND
account no. 966185001

transaction	description	debits	credits	balance
	CLOSING BALANCE AS AT 31 DEC 20	130,022.70	135,716.68	40,321.58

* Interest rate for the period 1 July to 30 September: 0.25% pa (92 days); 1 October to 21 October: 0.20% pa (21 days); 22 October to 25 October: balances \$0.00 to \$4,999.99 earned 0.00% balances \$5,000.00 and above earned 0.00% pa (4 days); 26 October to 30 November: 0.00% pa (36 days); 1 December to 31 December: 0.02% pa (31 days)



10.6

Wrap Cash Account

enquiries 1800 025 063

account name DAVID JAMES RANDELL &
TRACY LEE RANDELL ATF
THE RANDELL SUPERANNUATION FUND
account no. 966185001

We offer several options that allow you to make payments and view transactions free of charge

- Electronic funds transfers up to \$20,000 a day using online banking.
- Increase your limit to \$100,000 temporarily or nominate an account for unlimited transfers by contacting us.
- BPAY payments (subject to BPAY biller code limits) free of charge via online and mobile banking.
- Make the switch to free online statements by updating your preference online.

About your account

- Interest is calculated on daily balances and paid monthly. The interest rate is variable and may change at any time without prior notice.
- If you have a complaint about our service, or you'd like more information about your account including fees and charges, mistaken payments or unauthorised transactions, please read the terms and conditions for your account or contact us.

Protect your account

- Please check each entry on this statement. If you think there is an error or unauthorised transaction, please contact us right away.
- If you have new contact details, please contact us to update them.
- This statement should be kept in a safe place at all times. Please read the Product Information Statement for more details about keeping your account secure.

Access to and sharing your data

- We may provide access to or share an electronic copy of your data (account details, balance, transaction history and personal information) with other parties at your or your Financial Services Professional's request. This includes people who work with or for your Financial Services Professional such as accountants, consultants, technology platform owner/operators and others, some of whom may not be in Australia.
- Please refer to the current offer document for more information and speak with your Financial Services Professional if you have questions about how your data may be used, disclosed and/or protected.



Wrap Cash Account

MACQUARIE BANK LIMITED
ABN 46 008 583 542 AFSL 237502

enquiries 1800 025 063
wrapsolutions@macquarie.com.au
www.macquarie.com.au

PO Box N498
Grosvenor Place
Sydney, NSW 1220

1 Shelley Street
Sydney, NSW 2000



MR D RANDELL &
MRS T RANDELL
8 ST TROPEZ TERRACE
BUNDALL QLD 4217

account balance **\$3,192.33**
as at 30 Jun 21

account name DAVID JAMES RANDELL &
TRACY LEE RANDELL ATF
THE RANDELL SUPERANNUATION FUND
account no. 966185001

transaction	description	debits	credits	balance
31.12.20	OPENING BALANCE			40,321.58
06.01.21	Deposit IOO PAYMENT JAN21/00841610		95.24	40,416.82
06.01.21	Deposit IVV PAYMENT JAN21/00833979		179.38	40,596.20
06.01.21	Funds transfer WRAP SOLUTIONS ADMIN FEE	202.74		40,393.46
06.01.21	Funds transfer WRAP SOLUTIONS ADVISER FEE	545.60		39,847.86
29.01.21	Interest INTEREST PAID*		0.07	39,847.93
03.02.21	Funds transfer WRAP SOLUTIONS ADMIN FEE	94.02		39,753.91
03.02.21	Funds transfer WRAP SOLUTIONS ADVISER FEE	547.88		39,206.03
09.02.21	Deposit SELL 250 CBAPD		25,200.00	64,406.03
09.02.21	Deposit SELL 175 WES		9,741.50	74,147.53
09.02.21	Funds transfer BUY 2950 WBC	64,866.50		9,281.03


how to make a transaction

online
Log in to www.macquarie.com.au/personal

by phone
Call 133 275 to make a phone transaction

transfers from another bank account
Transfer funds from another bank to this account:
BSB 182 512
ACCOUNT NO. 966185001

deposits using BPay
From another bank



continued on next



Wrap Cash Account

enquiries 1800 025 063

account name DAVID JAMES RANDELL &
TRACY LEE RANDELL ATF
THE RANDELL SUPERANNUATION FUND
account no. 966185001

	transaction	description	debits	credits	balance
10.02.21	Deposit	SELL 22000 APL		23,045.00	32,326.03
10.02.21	Deposit	SELL 1000 TCL		13,560.00	45,886.03
10.02.21	Funds transfer	BUY 825 BHP	36,990.25		8,895.78
16.02.21	Deposit	TCL DIV/DIST AUI21/00906965		150.00	9,045.78
19.02.21	Deposit	SELL 750 HUB		19,614.73	28,660.51
19.02.21	Deposit	FUEL SETTLEMENT		40,000.00	68,660.51
19.02.21	Funds transfer	BUY 750 WPL	19,540.00		49,120.51
23.02.21	Deposit	SELL 5250 NWH		11,705.00	60,825.51
23.02.21	Funds transfer	BUY 9850 FUEL	40,046.00		20,779.51
25.02.21	Deposit	GOODMAN GROUP FEB21/00837992		120.00	20,899.51
03.03.21	Funds transfer	WRAP SOLUTIONS ADMIN FEE	88.37		20,811.14
03.03.21	Funds transfer	WRAP SOLUTIONS ADVISER FEE	510.74		20,300.40
16.03.21	Deposit	AMCOR PLC DIV MAR21/00903579		190.13	20,490.53
17.03.21	Deposit	LLC DIST 21REC/00859814		216.30	20,706.83
23.03.21	Deposit	SELL 1250 AMC		18,082.50	38,789.33
23.03.21	Deposit	SELL 6720 VEA		11,150.60	49,939.93
23.03.21	Deposit	BHP GROUP DIV AI383/01256602		3,409.50	53,349.43
23.03.21	Funds transfer	BUY 5600 STO	40,151.00		13,198.43
24.03.21	Deposit	FMG DIVIDEND 001258067361		1,102.50	14,300.93
24.03.21	Deposit	WOODSIDE FIN20/00717125		191.20	14,492.13
26.03.21	Deposit	TLS ITM DIV 001257567262		1,200.00	15,692.13
30.03.21	Deposit	CBA ITM DIV 001256168176		1,512.00	17,204.13
01.04.21	Deposit	CSL LTD DIVIDEND 21AUD/01129023		701.52	17,905.65
07.04.21	Funds transfer	WRAP SOLUTIONS ADMIN FEE	95.92		17,809.73
07.04.21	Funds transfer	WRAP SOLUTIONS ADVISER FEE	586.70		17,223.03
12.04.21	Funds transfer	TRANSACT TFR TO 940369069 DAVID JAMES RA	17,223.00		0.03

continued on next



Wrap Cash Account

enquiries 1800 025 063

account name DAVID JAMES RANDELL &
TRACY LEE RANDELL ATF
THE RANDELL SUPERANNUATION FUND
account no. 966185001

transaction	description	debits	credits	balance
15.04.21	Deposit		IVV PAYMENT APR21/00834813 142.72	142.75
15.04.21	Deposit		RIO TINTO LTD FIN20/00208351 1,551.33	1,694.08
20.04.21	Deposit		SEVEN GROUP S00121118106 172.50	1,866.58
20.04.21	Deposit		COCHLEAR PAY APR21/00844334 345.00	2,211.58
30.04.21	Deposit		JAMES HARDIE IND APR21/00825172 337.29	2,548.87
05.05.21	Funds transfer	WRAP SOLUTIONS ADMIN FEE 93.75		2,455.12
05.05.21	Funds transfer	WRAP SOLUTIONS ADVISER FEE 586.62		1,868.50
03.06.21	Funds transfer	WRAP SOLUTIONS ADMIN FEE 92.71		1,775.79
03.06.21	Funds transfer	WRAP SOLUTIONS ADVISER FEE 613.46		1,162.33
25.06.21	Deposit		WBC DIVIDEND 001260622082 2,030.00	3,192.33
		CLOSING BALANCE AS AT 30 JUN 21 222,875.26	185,746.01	3,192.33

* Interest rate for the period 1 January to 3 January: 0.02% pa (3 days); 4 January to 30 June: 0.00% pa (178 days)

annual interest summary 2020/2021

INTEREST PAID		22.23
TOTAL REBATE OF ADVISER COMMISSION		
TOTAL INCOME PAID	25.25	47.48



enquiries 1800 025 063

Wrap Cash Account

account name DAVID JAMES RANDELL &
TRACY LEE RANDELL ATF
THE RANDELL SUPERANNUATION FUND
account no. 966185001

We offer several options that allow you to make payments and view transactions free of charge

- Electronic funds transfers up to \$20,000 a day using online banking.
- Increase your limit to \$100,000 temporarily or nominate an account for unlimited transfers by contacting us.
- BPAY payments (subject to BPAY biller code limits) free of charge via online and mobile banking.
- Make the switch to free online statements by updating your preference online.

About your account

- Interest is calculated on daily balances and paid monthly. The interest rate is variable and may change at any time without prior notice.
- If you have a complaint about our service, or you'd like more information about your account including fees and charges, mistaken payments or unauthorised transactions, please read the terms and conditions for your account or contact us.

Protect your account

- Please check each entry on this statement. If you think there is an error or unauthorised transaction, please contact us right away.
- If you have new contact details, please contact us to update them.
- This statement should be kept in a safe place at all times. Please read the Product Information Statement for more details about keeping your account secure.

Access to and sharing your data

- We may provide access to or share an electronic copy of your data (account details, balance, transaction history and personal information) with other parties at your or your Financial Services Professional's request. This includes people who work with or for your Financial Services Professional such as accountants, consultants, technology platform owner/operators and others, some of whom may not be in Australia.
- Please refer to the current offer document for more information and speak with your Financial Services Professional if you have questions about how your data may be used, disclosed and/or protected.



Macquarie Cash Management Accelerator Account

MACQUARIE BANK LIMITED
ABN 46 008 583 542 AFSL 237502

enquiries 1800 806 310
transact@macquarie.com
www.macquarie.com.au

GPO Box 2520
Sydney, NSW 2001

1 Shelley Street
Sydney, NSW 2000



MR D RANDELL &
MRS T RANDELL
8 ST TROPEZ TERRACE
BUNDALL QLD 4217

account balance **\$0.00**
as at 31 Dec 20

account name DAVID JAMES RANDELL &
TRACY LEE RANDELL ATF
THE RANDELL SUPERANNUATION FUND
account no. 940369069

transaction	description	debits	credits	balance
06.11.20	OPENING BALANCE			0.00
	CLOSING BALANCE AS AT 31 DEC 20	0.00	0.00	0.00

* Stepped interest rates for the period 9 November to 31 December: balances \$0.00 to \$9,999,999.99 earned 0.50% balances \$10,000,000.00 and above earned 0.30% pa (53 days)

how to make a transaction

online
Log in to www.macquarie.com.au/personal

transfers from another bank account
Transfer funds from another bank to this account:
BSB 182 500
ACCOUNT NO. 940369069

deposits using BPay
From another bank



Billers code: 423475
Ref: 940 369 069

continued on next



enquiries 1800 806 310

Macquarie Cash Management Accelerator Account

account name DAVID JAMES RANDELL &
TRACY LEE RANDELL ATF
THE RANDELL SUPERANNUATION FUND
account no. 940369069

About your account

- Interest is calculated on daily balances and paid monthly. The interest rate is variable and may change at any time without prior notice.
- If you have a complaint about our service, or you'd like more information about your account including fees and charges, mistaken payments or unauthorised transactions, please read the terms and conditions for your account or contact us.

Protect your account

- Please check each entry on this statement. If you think there is an error or unauthorised transaction, please contact us right away.
- If you have new contact details, please contact us to update them.
- This statement should be kept in a safe place at all times. Please read the Product Information Statement for more details about keeping your account secure.

Access to and sharing your data

- We may provide access to or share an electronic copy of your data (account details, balance, transaction history and personal information) with other parties at your or your Financial Services Professional's request. This includes people who work with or for your Financial Services Professional such as accountants, consultants, technology platform owner/operators and others, some of whom may not be in Australia.
- Please refer to the current offer document for more information and speak with your Financial Services Professional if you have questions about how your data may be used, disclosed and/or protected.

Visit our Help Centre

- Here you'll find answers to common questions about your account. For more information, please visit help.macquarie.com

Download the Macquarie Mobile Banking app

- The Macquarie Mobile Banking app makes managing your money simple and convenient.



*The Apple logo is a trademark of Apple Inc, registered in the U.S. and other countries.
App Store is a service mark of Apple Inc. Google Logo is a trademark of Google LLC.*

BSB 182-500 **Account Number** 940369069 **Account Name** DAVID JAMES RANDELL & TRACY LEE RANDELL
ATF THE RANDELL SUPERANNUATION FUND



11.3

Cash Management Accelerator Account Transaction Listing

From 01/07/2020 to 30/06/2021

Date	Category	Details	Debit (\$)	Credit (\$)	Balance (\$)
Jun 2021					
Jun 30		MACQUARIE ACCELERATOR INTEREST PAID		5.70	17,249.72
May 2021					
May 31		MACQUARIE ACCELERATOR INTEREST PAID		5.89	17,244.02
Apr 2021					
Apr 30		MACQUARIE ACCELERATOR INTEREST PAID		3.61	17,238.13
Apr 12		transfer		17,223.00	17,234.52
Feb 2021					
Feb 26		MACQUARIE ACCELERATOR INTEREST PAID		9.88	11.52
Feb 19		TO FUND FUEL SETTLEMENT BSB: 182512 A/C: 966185001	40,000.00		1.64
Jan 2021					
Jan 29		MACQUARIE ACCELERATOR INTEREST PAID		1.64	40,001.64
Jan 29		RANDELSUPER Trans to Macq		40,000.00	40,000.00
TOTALS			40,000.00	57,249.72	

This transaction list isn't a statement. We recommend you review all your transactions to ensure they're accurate.

POSTED

12.1

RANDELL SUPERFUND
8 ST TROPEZ TERRACE
BUNDALL QLD 4217

Account Summary

Opening Balance	\$0.18
Total Withdrawals	\$47,910.10 -
Total Deposits	\$47,910.04+
Closing Balance	\$0.12

BSB Number	484-799
Account Number	044551770
Statement Period	4/04/2020 - 3/10/2020

Account Details

Account	Opening Balance	Total Deposits	Total Withdrawals	Closing Balance
044551770	0.18	47,910.04	47,910.10	0.12
160257907	3,582.31	51,391.73	0.00	54,974.04
Total	\$3,582.49	\$99,301.77	\$47,910.10	\$54,974.16


Everyday Options Statement - Staff Assisted Plan

Account Transactions

044551770

Date	Transaction Details	Withdrawal	Deposit	Balance
	Opening Balance			0.18
21 Apr 2020	DIRECT CREDIT PRECISION CH PASCH2004150008547		47,910.00	47,910.18
24 Apr 2020	INTERNET TRANSFER DEBIT TO 160257907 REFERENCE NO 23922391	47,910.10		0.08
3 Oct 2020	CREDIT INTEREST		0.04	0.12
	CLOSING BALANCE			0.12

12.2



Sub-Account

Account Transactions

Alc BOS

160257907

Date	Transaction Details	Withdrawal	Deposit	Balance
	Opening Balance			
9 Apr 2020	DIRECT CREDIT CSL LTD DIVIDEND 20AUD/01050882		735.64	3,582.31
17 Apr 2020	DIRECT CREDIT COCHLEAR DIV APR20/00833503		480.00	4,317.95
24 Apr 2020	INTERNET TRANSFER CREDIT FROM 44551770 REF NO 23922391		47,910.10	4,797.95
28 Apr 2020	CREDIT INTEREST		1.02	52,708.05
28 May 2020	CREDIT INTEREST		4.33	52,709.07
28 Jun 2020	CREDIT INTEREST		4.48	52,713.40
28 Jul 2020	CREDIT INTEREST		4.33	52,717.88 ✓
28 Aug 2020	CREDIT INTEREST		4.48	52,722.21
22 Sep 2020	DIRECT CREDIT BHP GROUP DIV AF382/01219359		622.51	52,726.69
24 Sep 2020	DIRECT CREDIT TLS FNL DIV 001250694839		560.00	53,349.20
28 Sep 2020	CREDIT INTEREST		4.50	53,909.20
30 Sep 2020	DIRECT CREDIT ANZ DIVIDEND A069/00768283		562.50	53,913.70
30 Sep 2020	DIRECT CREDIT CBA FNL DIV 001249496817		497.84	54,476.20
	CLOSING BALANCE			54,974.04

POSTED

239/15

239/16

997

230/2

Summary of Interest, Fees and Charges on this account for period 4 April 2020 - 3 October 2020

Suncorp:	This Period	1 July to date	Government:	This Period	1 July to date
Interest Paid	\$23.18	\$13.35	Government Duties/Taxes	\$0.00	
Interest Charged	\$0.00	\$0.00	Withholding Tax	\$0.00	
Bank Fees Charged	\$0.00		Other Financial Institutions:		
			ATM Operator Fee	\$0.00	

Notes: Please check all entries on your statement and notify Suncorp Bank immediately of any errors or omissions. Should you have a query about your account please call 13 11 55.
Please retain this statement for taxation purposes.



041
RANDELL SUPERFUND
8 ST TROPEZ TERRACE
BUNDALL QLD 4217

Account Summary

Opening Balance	\$0.12
Total Withdrawals	\$50,000.00 -
Total Deposits	\$50,000.01+
Closing Balance	\$0.13

BSB Number	484-799
Account Number	044551770
Statement Period	4/10/2020 - 3/04/2021

Account Details

Account	Opening Balance	Total Deposits	Total Withdrawals	Closing Balance
044551770	0.12	50,000.01	50,000.00	0.13
160257907	54,974.04	10,743.27	60,000.00	5,717.31
Total	\$54,974.16	\$60,743.28	\$110,000.00	\$5,717.44


Everyday Options Statement - Staff Assisted Plan

044551770

Account Transactions

Date	Transaction Details	Withdrawal	Deposit	Balance
	Opening Balance			0.12
14 Oct 2020	DIRECT CREDIT PRECISION CH PASCH2010090006564		10,000.00	10,000.12
15 Oct 2020	INTERNET TRANSFER DEBIT TO 160257907 REFERENCE NO 29202452 2021	10,000.00		0.12
28 Jan 2021	DIRECT CREDIT PRECISION CH PASCH2101220009147		40,000.00	40,000.12
29 Jan 2021	INTERNET EXTERNAL TRANSFER TO 182500 940369069 REF NO 50914581 Trans to Macq	40,000.00		0.12
3 Apr 2021	CREDIT INTEREST		0.01	0.13
	CLOSING BALANCE			0.13

12.5



160257907

Sub-Account

Account Transactions

Date	Transaction Details	Withdrawal	Deposit	Balance
	Opening Balance			54,974.04
9 Oct 2020	DIRECT CREDIT CSL LTD DIVIDEND FAU20/01071413		734.79	55,708.83
15 Oct 2020	INTERNET TRANSFER CREDIT FROM 44551770 REF NO 29202452		10,000.00	65,708.83
28 Oct 2020	CREDIT INTEREST		4.94	65,713.77
11 Nov 2020	INTERNET EXTERNAL TRANSFER TO 182512 966185001 REF NO 20702430 Macq Wrap Acc	50,000.00		15,713.77
17 Nov 2020	TRANSFER DEBIT TO 182512 966185001 MACQ WRAP	10,000.00		5,713.77
28 Nov 2020	CREDIT INTEREST		2.60	5,716.37
28 Dec 2020	CREDIT INTEREST 2021		0.24	5,716.61
28 Jan 2021	CREDIT INTEREST		0.24	5,716.85
28 Feb 2021	CREDIT INTEREST		0.24	5,717.09
28 Mar 2021	CREDIT INTEREST		0.22	5,717.31
	CLOSING BALANCE			5,717.31

12.6

Information about certain foreign exchange services

From 2 December 2020, our Foreign Cash and Foreign Cheque services will no longer be offered. Updated copies of the Terms and Conditions for Suncorp Bank Accounts and Continuing Credit Accounts and the Product Information Document will be available from this date at www.suncorp.com.au/documents. For further information please contact us on 13 11 55 or visit your nearest store.



Summary of Interest, Fees and Charges on this account for period 4 October 2020 - 3 April 2021

Suncorp:	This Period	1 July to date	Government:	This Period	1 July to date
Interest Paid	\$8.49	\$21.84	Government Duties/Taxes	\$0.00	
Interest Charged	\$0.00	\$0.00	Withholding Tax	\$0.00	
Bank Fees Charged	\$0.00		Other Financial Institutions:		
			ATM Operator Fee	\$0.00	

Notes: Please check all entries on your statement and notify Suncorp Bank immediately of any errors or omissions. Should you have a query about your account please call 13 11 55. It is important we hold your most up-to-date personal details, please contact us if these have changed.
Please retain this statement for taxation purposes.

h-7

RANDELL SUPERFUND
8 ST TROPEZ TERRACE
BUNDALL QLD 4217

Account Summary

Opening Balance	\$0.13
Total Withdrawals	\$19.17 -
Total Deposits	\$20.00+
Closing Balance	\$0.96

BSB Number	484-799
Account Number	044551770
Statement Period	4/04/2021 - 3/10/2021

Account Details

Account	Opening Balance	Total Deposits	Total Withdrawals	Closing Balance
044551770	0.13	20.00	19.17	0.96
160257907	5,717.31	0.89	3,843.00	1,875.20
Total	\$5,717.44	\$20.89	\$3,862.17	\$1,876.16

Everyday Options Statement - Staff Assisted Plan

Account Transactions

044551770

Date	Transaction Details	Withdrawal	Deposit	Balance
	Opening Balance			0.13
17 May 2021	INTERNET TRANSFER CREDIT FROM 160257907 REF NO 98054502		20.00	20.13
17 May 2021	BPAY DEBIT VIA INTERNET TAX OFFICE PAYMENTS 551007677438225221 REFERENCE NUMBER 75099501	19.17		0.96
	CLOSING BALANCE			0.96


Sub-Account

160257907

Account Transactions

Date	Transaction Details	Withdrawal	Deposit	Balance
	Opening Balance			5,717.31
28 Apr 2021	CREDIT INTEREST		0.25	5,717.56
	BALANCE CARRIED FORWARD			5,717.56

12-8



Sub-Account

160257907

Account Transactions Continued

Date	Transaction Details	Withdrawal	Deposit	Balance
	BALANCE BROUGHT FORWARD			5,717.56
17 May 2021	INTERNET TRANSFER DEBIT TO 44551770 REFERENCE NO 98054502	20.00		5,697.56
28 May 2021	CREDIT INTEREST		0.23	5,697.79
7 Jun 2021	INTERNET EXTERNAL TRANSFER TO 064445 010527520 REF NO 46224601 inv 25948	3,190.00		2,507.79
28 Jun 2021	CREDIT INTEREST		0.15	2,507.94
26 Jul 2021	BPAY DEBIT VIA INTERNET TAX OFFICE PAYMENTS REFERENCE NUMBER 21009	633.00		1,874.94
28 Jul 2021	CREDIT INTEREST		0.10	1,875.04
28 Aug 2021	CREDIT INTEREST		0.08	1,875.12
28 Sep 2021	CREDIT INTEREST		0.08	1,875.20
	CLOSING BALANCE			1,875.20

Summary of Interest, Fees and Charges on this account for period 4 April 2021 - 3 October 2021

Suncorp:	This Period	1 July to date	Government:	This Period	1 July to date
Interest Paid	\$0.89	\$0.26	Government Duties/Taxes	\$0.00	
Interest Charged	\$0.00	\$0.00	Withholding Tax	\$0.00	
Bank Fees Charged	\$0.00		Other Financial Institutions:		
			ATM Operator Fee	\$0.00	

Notes: Please retain this statement for taxation purposes.

Please check all entries on your statements and notify Suncorp Bank immediately of any errors or omissions. Should you have a query about your account please call 13 11 55. It is important we hold your most up-to-date personal details, please contact us if these have changed.

Complaints and Feedback

If we didn't meet your expectations in any way or to lodge a complaint with Suncorp Bank, please contact us on 13 11 55. For information on our complaint processes or to escalate a complaint with us visit www.suncorp.com.au/contact-us/customer-relations or lodge your complaint with the Australian Financial Complaints Authority by visiting www.afca.org.au, calling 1800 931 678, emailing info@afca.org.au or sending a letter to GPO Box 3, Melbourne VIC 3001.



13-1

Activity statement 001

Tax type summary

Income tax year	2021
Period	01 July 2020 - 30 June 2021
Type	Pay as you go Instalments
Balance	\$633.00 DR

Transactions

Processed date	Effective date	Description	Debit (DR)	Credit (CR)	Balance
12/07/2021	28/07/2021	Original Activity Statement for the period ending 30 Jun 21 - PAYG Instalments	\$633.00		\$633.00 DR

POSTED



13-2

Activity statement 001

Date generated	25/01/2022
Overdue	\$0.00
Not yet due	\$0.00
Balance	\$0.00

Transactions

7 results found - from 25 January 2020 to 25 January 2022 sorted by processed date ordered newest to oldest

Processed date	Effective date	Description	Debit (DR)	Credit (CR)	Balance
26 Oct 2021	25 Oct 2021	Payment received		\$633.00	\$0.00
25 Oct 2021	28 Oct 2021	Original Activity Statement for the period ending 30 Sep 21 - PAYG Instalments	\$633.00		\$633.00 DR
28 Jul 2021	27 Jul 2021	Payment received		\$633.00	\$0.00
12 Jul 2021	28 Jul 2021	Original Activity Statement for the period ending 30 Jun 21 - PAYG Instalments	\$633.00		\$633.00 DR
30 Apr 2020	28 Apr 2020	Original Activity Statement for the period ending 31 Mar 20		\$0.00	\$0.00
1 Mar 2020	28 Feb 2020	Original Activity Statement for the period ending 31 Dec 19 - PAYG Instalments	\$1,269.00		\$0.00
28 Feb 2020	27 Feb 2020	Payment received		\$1,269.00	\$1,269.00 CR

POSTED



13-3

Income tax 551

Date generated	25/01/2022
Overdue	\$0.00
Not yet due	\$0.00
Balance	\$0.00

Transactions

5 results found - from 25 January 2020 to 25 January 2022 sorted by processed date ordered newest to oldest

Processed date	Effective date	Description	Debit (DR)	Credit (CR)	Balance
18 May 2021	17 May 2021	Payment received		\$19.17	\$0.00
8 Apr 2021	17 May 2021	Interest on No-TFN tax offset for the period from 01 Jul 19 to 30 Jun 20		\$148.23	\$19.17 DR
8 Apr 2021	17 May 2021	Tax return Self Man Superfund - Income Tax for the period from 01 Jul 19 to 30 Jun 20	\$167.40		\$167.40 DR
25 Mar 2020	30 Mar 2020	EFT refund for Income Tax for the period from 01 Jul 18 to 30 Jun 19	\$7,378.82		\$0.00
25 Mar 2020	25 Mar 2020	Tax return Self Man Superfund - Income Tax for the period from 01 Jul 18 to 30 Jun 19		\$7,378.82	\$7,378.82 CR

Randell Super Fund

Distribution Reconciliation Report

For The Period 01 July 2020 - 30 June 2021



Date	Non Primary Production Income (A) * 1			Distributed Capital Gains (B) * 2			Foreign Income * 3			Non-Assessable						
	Payment Received	Franked	Unfranked	Interest/ Other	Franking Credits	Discounted (After Discount)	Rate * 5	Concession	CGT Indexed	Other	Foreign Income	Foreign Credits	Tax Exempt	Tax Free	Tax Deferred / AMIT * 6	Taxable Income
Units in Listed Unit Trusts (Australian)																
FUEL.AX	Betashares Global Energy Companies Etf - Currency Hedged															
30/06/2021	1,307.62						S								0.00	
30/06/2021	0.00	0.00	0.00	0.00	0.00	0.00	I	0.00	0.00	2,238.02	131.21	0.00	0.00	0.00	(930.40)	2,369.23
	1,307.62	0.00	0.00	0.00	0.00	0.00		0.00	0.00	2,238.02	131.21	0.00	0.00	0.00	(930.40)	2,369.23
	Net Cash Distribution: 1,307.62															
GMG.AX Goodman Group - Fully Paid Ordinary/Units Stapled Securities																
28/08/2020	32.00						S								0.00	
25/02/2021	120.00						S								0.00	
30/06/2021	72.00						S								0.00	
30/06/2021	0.00	0.00	0.00	7.21	0.00	30.73	I	49.11	0.00	37.43	0.00	0.00	0.00	0.00	99.52	75.37
	224.00	0.00	0.00	7.21	0.00	30.73		49.11	0.00	37.43	0.00	0.00	0.00	0.00	99.52	75.37
	Net Cash Distribution: 224.00															
IHVV.AX	Ishares S&p 500 Aud Hedged Etf - Exchange Traded Fund Units Fully Paid															
30/06/2021	7,359.00						S								0.00	
30/06/2021	0.00	0.00	0.00	0.00	0.00	758.31	I	758.32	0.00	5,577.33	88.47	0.00	0.00	0.00	0.00	6,689.15
	7,359.00	0.00	0.00	0.00	0.00	758.31		758.32	0.00	5,577.33	88.47	0.00	0.00	0.00	0.00	6,689.15
	Net Cash Distribution: 7,359.00															
IOO.AX	Ishares Global 100 Etf - Chess Depository Interests 1:1 Ishglb100															

Randell Super Fund

Distribution Reconciliation Report

For The Period 01 July 2020 - 30 June 2021



Date	Payment Received	Non Primary Production Income (A) * 1				Distributed Capital Gains (B) * 2				Foreign Income * 3				Non-Assessable			
		Franked	Unfranked	Interest/Other	Franking Credits	Discounted (After Discount)	Rate * 5	Concession	CGT	Indexed	Other	Foreign Income	Foreign Credits	Tax Exempt	Tax Free	Tax Deferred / AMIT * 6	Taxable Income
06/01/2021	95.24					S										0.00	
30/06/2021	176.30					S										0.00	
30/06/2021	0.00	0.00	0.00	0.00	0.00	18.81	I	18.81	0.00	0.00	233.92	41.22	0.00	0.00	0.00	293.95	
	271.54	0.00	0.00	0.00	0.00	18.81		18.81	0.00	0.00	233.92	41.22	0.00	0.00	0.00	293.95	
	Net Cash Distribution: 271.54																
IVV.AX	Ishares S&p 500 Etf - Chess Depository Interests 1:1 Isha&p500																
13/10/2020	173.92					S										0.00	
06/01/2021	179.38					S										0.00	
15/04/2021	142.72					S										0.00	
30/06/2021	171.52					S										0.00	
30/06/2021	0.00	0.00	0.00	0.00	0.00	18.67	I	18.67	0.00	0.00	630.20	112.39	0.00	0.00	0.00	761.26	
	667.54	0.00	0.00	0.00	0.00	18.67		18.67	0.00	0.00	630.20	112.39	0.00	0.00	0.00	761.26	
	Net Cash Distribution: 667.54																
JHX.AX	James Hardie Industries Plc - Chess Depository Interests 1:1																
30/04/2021	337.29					S										0.00	
30/06/2021	0.00					I					337.29	112.43	0.00	0.00	0.00	449.72	
	337.29										337.29	112.43	0.00	0.00	0.00	449.72	
	Net Cash Distribution: 337.29																
LLC.AX	Lend Lease Group - Unit/Ordinary Fully Paid Stapled Securities																

Randell Super Fund

Distribution Reconciliation Report

For The Period 01 July 2020 - 30 June 2021



Date	Payment Received	Non Primary Production Income (A) * 1				Distributed Capital Gains (B) * 2				Foreign Income * 3				Non-Assessable		
		Franked	Unfranked	Interest/ Other	Franking Credits	Discounted (After Discount)	Rate * 5	Concession	CGT	Indexed	Other	Foreign Income	Foreign Credits	Tax Exempt	Tax Free	Tax Deferred / AMIT * 6
17/03/2021	216.30					S									0.00	
30/06/2021	58.53					S									0.00	
30/06/2021	0.00	80.47	80.47	65.25	34.49	0.00	I	0.00	0.00	0.00	23.38	2.66	0.00	0.00	25.26	286.72
	274.83	80.47	80.47	65.25	34.49	0.00		0.00	0.00	0.00	23.38	2.66	0.00	0.00	25.26	286.72
		Net Cash Distribution: 274.83														
MXT.AX McP Master Income Trust - Ordinary Units Fully Paid																
10/09/2020	86.00					S									0.00	
08/09/2020	88.00					S									0.00	
09/10/2020	72.00					S									0.00	
09/11/2020	74.00					S									0.00	
08/12/2020	79.00					S									0.00	
30/06/2021	0.00	0.00	0.00	392.64	0.00	0.00	I	0.00	0.00	6.36	0.00	0.00	0.00	0.00	0.00	399.00
	399.00	0.00	0.00	392.64	0.00	0.00		0.00	0.00	6.36	0.00	0.00	0.00	0.00	0.00	399.00
		Net Cash Distribution: 399.00														
TCL.AX Transurban Group - Ordinary Shares/Units Fully Paid Triple Stepped																
16/02/2021	150.00					S									0.00	
30/06/2021	0.00	0.00	0.00	67.63	0.00	0.00	I	0.00	0.00	0.00	0.00	0.00	0.00	0.00	82.37	67.63
	150.00	0.00	0.00	67.63	0.00	0.00		0.00	0.00	0.00	0.00	0.00	0.00	0.00	82.37	67.63
		Net Cash Distribution: 150.00														

Randell Super Fund

Distribution Reconciliation Report

For The Period 01 July 2020 - 30 June 2021



Date	Non Primary Production Income (A) * 1			Distributed Capital Gains (B) * 2			Foreign Income * 3			Non-Assessable						
	Payment Received	Franked	Unfranked	Interest/ Other	Franking Credits	Discounted (After Discount)	Rate * 5	CGT Concession	Indexed	Other	Foreign Income	Foreign Credits	Tax Exempt	Tax Free	Tax Deferred / AMIT * 6	Taxable Income
	10,990.82	80.47	80.47	532.73	34.49	826.52		844.91	0.00	271.40	9,077.57	488.38	0.00	0.00	(723.25)	11,392.03
TOTAL	10,990.82	80.47	80.47	532.73	34.49	826.52		844.91	0.00	271.40	9,077.57	488.38	0.00	0.00	(723.25)	11,392.03

Total Distributed Gains

Discount Rate	Discounted	Gross
Superfund 1/3	0.00	0.00
Individual 50%(I)	826.52	1,924.43
Total	826.52	1,924.43

* 1 Summary of Non Primary Production Income (A)

Tax Label	Franked	Unfranked	Interest/Other	Less Other Deduction	Income Before Credits * 7	Franking Credits	Total Including Credits
11M Gross trust distributions	80.47	80.47	532.73	0.00	693.67	34.49	728.16

* 2 Forms part of the Net Capital Gains calculation for Tax Label 11A.

* 3 Forms part of the Foreign Credits calculation for Tax Label 11D, D1, 13C1.

* 4 Taxable Income is designed to match Tax Statement provided by Fund Manager.

Taxable Income in the SMSF Annual Return will be different due to application of Capital Losses in Net Capital Gain calculation and application of different discount method.

* 5 This is the discount rate selected for the transaction. "S" being Super Funds at 1/3 and "I" being Individual at 50%.

* 6 AMIT cost base net increase is reflected as negative amount i.e. negative tax deferred and AMIT cost base net decrease is reflected as positive amount i.e. positive tax deferred.

* 7 Sum of Income Before Credits reconciles with Taxable Trust Distributions in Statement of Taxable Income.

* Variance between Payment Received and Net Cash Distribution.

Randell Super Fund

Realised Capital Gains Report

For The Period 01 July 2020 - 30 June 2021



Investment	Accounting Treatment			Tax Treatment									
	Purchase Contract Date	Disposal Contract Date	Units	Cost	Proceeds	Accounting Profit/(Loss)	Adjusted Cost Base	Reduced Cost Base	Indexed Cost Base	Indexed Gains	Discounted Gains (Gross)	Other Gains	Capital Loss
Shares in Listed Companies (Australian)													
AMC.AX - Amcor Limited													
01/06/2018	23/03/2021		1,250.00	17,533.46	18,082.50	549.04	17,533.46	17,533.46	0.00	0.00	549.04	0.00	0.00
APL.AX - Antipodes Global Investment Company Ltd - Ordinary Fully Paid													
15/08/2018	10/02/2021		22,000.00	25,434.75	23,045.00	(2,389.75)	25,434.75	25,434.75	0.00	0.00	0.00	0.00	(2,389.75)
AZJ.AX - Aurizon Holdings Limited													
10/08/2020	10/12/2020		2,500.00	11,269.95	10,725.54	(544.41)	11,269.95	11,269.95	0.00	0.00	0.00	0.00	(544.41)
CBAPD.AX - Commonwealth Bank of Australia. - Cap Note 3-Bbsw+2.80% Perp Non-Cum Red T-12-24													
08/06/2018	09/02/2021		250.00	23,874.75	25,200.00	1,325.25	23,874.75	23,874.75	0.00	0.00	1,325.25	0.00	0.00
DOW.AX - Downer Edl Limited - Ordinary Fully Paid													
12/03/2020	10/12/2020		1,000.00	4,942.45	5,318.39	375.94	4,942.45	4,942.45	0.00	0.00	0.00	375.94	0.00
13/08/2020	10/12/2020		180.00	675.00	957.31	282.31	675.00	675.00	0.00	0.00	0.00	282.31	0.00
HUB.AX - Hub24 Limited													
03/11/2020	19/02/2021		750.00	15,000.00	19,614.73	4,614.73	15,000.00	15,000.00	0.00	0.00	0.00	4,614.73	0.00
MND.AX - Monadelphous Group Limited - Ordinary Fully Paid													
			750.00	15,000.00	19,614.73	4,614.73	15,000.00	15,000.00	0.00	0.00	0.00	4,614.73	0.00

Realised Capital Gains Report

For The Period 01 July 2020 - 30 June 2021



Investment	Accounting Treatment			Tax Treatment									
	Purchase Contract Date	Disposal Contract Date	Units	Cost	Proceeds	Accounting Profit/(Loss)	Adjusted Cost Base	Reduced Cost Base	Indexed Cost Base	Indexed Gains	Discounted Gains (Gross)	Other Gains	Capital Loss
Shares in Listed Companies (Australian)													
23/07/2018	10/12/2020		600.00	8,913.09	8,666.00	(247.09)	8,913.09	8,913.09	0.00	0.00	0.00	0.00	(247.09)
			600.00	8,913.09	8,666.00	(247.09)	8,913.09	8,913.09	0.00	0.00	0.00	0.00	(247.09)
NWH.AX - Nrw Holdings Limited - Ordinary Fully Paid													
19/06/2020	23/02/2021		5,250.00	10,007.45	11,705.00	1,697.55	10,007.45	10,007.45	0.00	0.00	0.00	1,697.55	0.00
			5,250.00	10,007.45	11,705.00	1,697.55	10,007.45	10,007.45	0.00	0.00	0.00	1,697.55	0.00
VEA.AX - Viva Energy Group Limited - Ordinary Fully Paid													
17/07/2018	23/03/2021		6,720.00	16,800.00	11,150.60	(5,649.40)	16,800.00	16,800.00	0.00	0.00	0.00	0.00	(5,649.40)
			6,720.00	16,800.00	11,150.60	(5,649.40)	16,800.00	16,800.00	0.00	0.00	0.00	0.00	(5,649.40)
WES.AX - Wesfarmers Limited - Ordinary Fully Paid													
11/03/2020	09/02/2021		175.00	6,712.20	9,741.50	3,029.30	6,712.20	6,712.20	0.00	0.00	0.00	3,029.30	0.00
			175.00	6,712.20	9,741.50	3,029.30	6,712.20	6,712.20	0.00	0.00	0.00	3,029.30	0.00
WHC.AX - Whitehaven Coal Limited - Ordinary Fully Paid													
23/12/2019	10/12/2020		1,241.00	3,238.62	1,949.92	(1,288.70)	3,238.62	3,238.62	0.00	0.00	0.00	0.00	(1,288.70)
23/12/2019	10/12/2020		2,759.00	7,193.83	4,335.08	(2,858.75)	7,193.83	7,193.83	0.00	0.00	0.00	0.00	(2,858.75)
			4,000.00	10,432.45	6,285.00	(4,147.45)	10,432.45	10,432.45	0.00	0.00	0.00	0.00	(4,147.45)
			44,675.00	151,595.55	150,491.57	(1,103.98)	151,595.55	151,595.55	0.00	0.00	1,874.29	9,999.83	(12,978.10)
Units in Listed Unit Trusts (Australian)													
Goodman Group - Fully Paid Ordinary/Units Stapled Securities													
			0.00	0.00	0.00	0.00	0.00	0.00	0.00	0.00	0.00	0.00	0.00
			0.00	0.00	0.00	0.00	0.00	0.00	0.00	0.00	61.46	0.00	0.00
			0.00	0.00	0.00	0.00	0.00	0.00	0.00	0.00	61.46	0.00	0.00

Randell Super Fund

Realised Capital Gains Report

For The Period 01 July 2020 - 30 June 2021



Simmons
Livingstone
& Associates

Investment	Accounting Treatment				Tax Treatment								
	Purchase Contract Date	Disposal Contract Date	Units	Cost	Proceeds	Accounting Profit/(Loss)	Adjusted Cost Base	Reduced Cost Base	Indexed Cost Base	Indexed Gains	Discounted Gains (Gross)	Other Gains	Capital Loss
Units in Listed Unit Trusts (Australian)													
Ishares Global 100 Etf - Chess Depository Interests 1:1 Ishg1b100													
			0.00	0.00	0.00	0.00	0.00	0.00	0.00	0.00	37.62	0.00	0.00
Ishares S&p 500 Aud Hedged Etf - Exchange Traded Fund Units Fully Paid													
			0.00	0.00	0.00	0.00	0.00	0.00	0.00	0.00	37.62	0.00	0.00
Ishares S&p 500 Etf - Chess Depository Interests 1:1 Ishs&p500													
			0.00	0.00	0.00	0.00	0.00	0.00	0.00	0.00	1,516.62	265.04	0.00
MXT.AX - McP Master Income Trust - Ordinary Units Fully Paid													
08/04/2019	10/12/2020		10,000.00	20,324.75	19,901.43	(423.32)	20,324.75	20,324.75	0.00	0.00	0.00	0.00	(423.32)
			0.00	0.00	0.00	0.00	0.00	0.00	0.00	0.00	0.00	6.36	0.00
SGP.AX - Stockland - Fully Paid Ordinary/Units Stapped Securities													
11/10/2018	10/12/2020		2,500.00	10,324.75	11,270.00	945.25	10,342.16	10,342.16	0.00	0.00	927.84	0.00	0.00
TCL.AX - Transurban Group - Ordinary Shares/Units Fully Paid Triple Stapped													
11/10/2018	10/02/2021		1,000.00	11,014.75	13,560.00	2,545.25	10,471.94	10,471.94	0.00	0.00	3,088.06	0.00	0.00
			1,000.00	11,014.75	13,560.00	2,545.25	10,471.94	10,471.94	0.00	0.00	3,088.06	0.00	0.00
			13,500.00	41,664.25	44,731.43	3,067.18	41,138.85	41,138.85	0.00	0.00	5,668.93	271.40	(423.32)

58,175.00	193,259.80	195,223.00	1,963.20	192,734.40	192,734.40	192,734.40	0.00	0.00	7,543.22	10,271.23	(13,401.42)
-----------	------------	------------	----------	------------	------------	------------	------	------	----------	-----------	-------------

Capital gains tax (CGT) schedule

2021

When completing this form

- Print clearly, using a black or dark blue pen only.
- Use BLOCK LETTERS and print one character in each box.

S	M	I	T	H		S	T								
---	---	---	---	---	--	---	---	--	--	--	--	--	--	--	--
- Do not use correction fluid or covering stickers.
- Sign next to any corrections with your **full signature** (not initials).

- Use in conjunction with company, trust, fund income tax return or the self-managed superannuation fund annual return.
- Refer to the *Guide to capital gains tax 2021* available on our website at ato.gov.au for instructions on how to complete this schedule.

Tax file number (TFN)

! We are authorised by law to request your TFN. You do not have to quote your TFN. However, if you don't it could increase the chance of delay or error in processing your form.

Australian business number (ABN)

Taxpayer's name

1 Current year capital gains and capital losses

	Capital gain	Capital loss
Shares in companies listed on an Australian securities exchange A \$	<input style="width: 100%;" type="text" value="11,874"/>	K \$ <input style="width: 100%;" type="text" value="12,978"/>
Other shares B \$	<input style="width: 100%;" type="text"/>	L \$ <input style="width: 100%;" type="text"/>
Units in unit trusts listed on an Australian securities exchange C \$	<input style="width: 100%;" type="text" value="5,940"/>	M \$ <input style="width: 100%;" type="text" value="423"/>
Other units D \$	<input style="width: 100%;" type="text"/>	N \$ <input style="width: 100%;" type="text"/>
Real estate situated in Australia E \$	<input style="width: 100%;" type="text"/>	O \$ <input style="width: 100%;" type="text"/>
Other real estate F \$	<input style="width: 100%;" type="text"/>	P \$ <input style="width: 100%;" type="text"/>
Amount of capital gains from a trust (including a managed fund) G \$	<input style="width: 100%;" type="text"/>	
Collectables H \$	<input style="width: 100%;" type="text"/>	Q \$ <input style="width: 100%;" type="text"/>
Other CGT assets and any other CGT events I \$	<input style="width: 100%;" type="text"/>	R \$ <input style="width: 100%;" type="text"/>
Amount of capital gain previously deferred under transitional CGT relief for superannuation funds S \$	<input style="width: 100%;" type="text" value="0"/>	
Total current year capital gains J \$	<input style="width: 100%;" type="text" value="17,814"/>	

Add the amounts at labels **K** to **R** and write the total in item 2 label **A** – **Total current year capital losses**.

Signature as prescribed in tax return

Tax File Number

767743822

2 Capital lossesTotal current year capital losses **A** \$ Total current year capital losses applied **B** \$ Total prior year net capital losses applied **C** \$ Total capital losses transferred in applied
(only for transfers involving a foreign bank branch or
permanent establishment of a foreign financial entity) **D** \$ Total capital losses applied **E** \$ Add amounts at **B**, **C** and **D**.**3 Unapplied net capital losses carried forward**Net capital losses from collectables carried forward to later income years **A** \$ Other net capital losses carried forward to later income years **B** \$ Add amounts at **A** and **B** and transfer the total
to label **V** – **Net capital losses carried forward**
to later income years on your tax return.**4 CGT discount**Total CGT discount applied **A** \$ **5 CGT concessions for small business**Small business active asset reduction **A** \$ Small business retirement exemption **B** \$ Small business rollover **C** \$ Total small business concessions applied **D** \$ **6 Net capital gain**Net capital gain **A** \$ 1J less 2E less 4A less 5D (cannot be less than
zero). Transfer the amount at **A** to label **A** – **Net**
capital gain on your tax return.

Signature as prescribed in tax return Tax File Number

7 Earnout arrangements

Are you a party to an earnout arrangement? **A** Yes, as a buyer Yes, as a seller No
 (Print in the appropriate box.)

! If you are a party to more than one earnout arrangement, copy and attach a separate sheet to this schedule providing the details requested here for each additional earnout arrangement.

How many years does the earnout arrangement run for? **B**

What year of that arrangement are you in? **C**

If you are the seller, what is the total estimated capital proceeds from the earnout arrangement? **D** \$

Amount of any capital gain or loss you made under your non-qualifying arrangement in the income year. **E** \$ /

! **Request for amendment**

If you received or provided a financial benefit under a look-through earnout right created in an earlier income year and you wish to seek an amendment to that earlier income year, complete the following:

Income year earnout right created **F**

Amended net capital gain or capital losses carried forward **G** \$ /

8 Other CGT information required (if applicable)

Small business 15 year exemption – exempt capital gains **A** \$ /

Capital gains disregarded by a foreign resident **B** \$

Capital gains disregarded as a result of a scrip for scrip rollover **C** \$

Capital gains disregarded as a result of an inter-company asset rollover **D** \$

Capital gains disregarded by a demerging entity **E** \$

Signature as prescribed in tax return

Tax File Number

767743822

Taxpayer's declaration

! If the schedule is not lodged with the income tax return you are required to sign and date the schedule.

Important

Before making this declaration check to ensure that all the information required has been provided on this form and any attachments to this form, and that the information provided is true and correct in every detail. If you are in doubt about any aspect of the tax return, place all the facts before the ATO. The income tax law imposes heavy penalties for false or misleading statements.

Privacy

Taxation law authorises the ATO to collect information and disclose it to other government agencies. This includes personal information of the person authorised to sign the declaration. For information about your privacy go to ato.gov.au/privacy

I declare that the information on this form is true and correct.

Signature

Date

Day	Month	Year
<input type="text"/>	<input type="text"/>	<input type="text"/>

Contact name

David James Randell

Daytime contact number (include area code)

CONFIRMATION

ORD MINNETT

SELL

Ord Minnett Limited
AFS Licence 237121 ABN 86 002 733 048
A Market Participant of ASX Limited

Level 8 NAB HOUSE 255 GEORGE STREET SYDNEY NSW 2000 GPO BOX 2613 SYDNEY NSW 2001
Tel (02) 8216 6300 Fax (02) 8216 6311 Internet address: <http://www.ords.com.au>

This trade was executed by Ord Minnett Limited AFSL No 237121 ABN 86 002 733 048 and cleared by Pershing Securities Australia Pty Ltd AFSL No 338264 ABN 60 136 184 962. Ord Minnett Limited is a Participant of ASX and Chi-X and the transaction(s) may have been executed on either or both of those markets

THIS CONFIRMATION IS A TAX INVOICE

This confirmation is issued subject to the directions, decisions and requirements of ASX, Chi-X, the ASIC Market Integrity Rules (ASX Market), ASIC Market Integrity Rules (Chi-X Market), the Operating Rules of ASX and Chi-X, the ASX Clear Operating Rules, where relevant the ASX Settlement Operating Rules, the customs and usages of the ASX and Chi-X market and the correction of errors and omissions.

MR DAVID JAMES RANDELL + MRS TRACY LEE RANDELL
MACQ WRAP D78405 A/C
RANDELL SUPER FUND
8 ST TROPEZ TERRACE
BUNDALL QLD 4217

Ord Minnett Limited has sold for you
COMPANY: DOWNER EDI LIMITED
SECURITY: ORDINARY FULLY PAID

Market: ASX
Market Code: DOW
ISIN: AU000000DOW2

Account No. 1670144
Advisor D Wells/B Leeden
Confirmation No. 104424265
Confirmation Date 09/12/2020
Trade Date 04/12/2020

Last of Order
Minimum brokerage charged
Delivery vs Payment

QUANTITY	PRICE	CONSIDERATION
1,180	5.365000	6,330.70
TOTAL	AVERAGE	TOTAL
1,180	5.365000	\$6,330.70
All brokerage and fees have been charged by Ord Minnett Limited		
Brokerage		\$50.00
GST		\$5.00
NET PROCEEDS		\$6,275.70

ASX SETTLEMENT DATE 08/12/2020

Settlement Instructions

Clearing Participant:
Pershing Securities Australia Pty Ltd
ABN 60 136 184 962 AFSL No 338264
GPO Box 5343, Sydney NSW 2001
Participant of ASX Group

Settlement PID: 01792
All SWIFT Users to quote BIC: PSALAU21XXX

POSTED

CONFIRMATION

ORD MINNETT

SELL

Ord Minnett Limited
AFS Licence 237121 ABN 86 002 733 048
A Market Participant of ASX Limited

Level 8 NAB HOUSE 255 GEORGE STREET SYDNEY NSW 2000 GPO BOX 2613 SYDNEY NSW 2001
 Tel (02) 8216 6300 Fax (02) 8216 6311 Internet address: <http://www.ords.com.au>

This trade was executed by Ord Minnett Limited AFSL No 237121 ABN 86 002 733 048 and
 cleared by Pershing Securities Australia Pty Ltd AFSL No 338264 ABN 60 136 184 962.

Ord Minnett Limited is a Participant of ASX and Chi-X and the transaction(s) may have been executed on either or both of those markets

**THIS CONFIRMATION
 IS A TAX INVOICE**

This confirmation is issued subject to the directions, decisions and requirements of ASX, Chi-X, the ASIC Market Integrity Rules (ASX Market), ASIC Market Integrity Rules (Chi-X Market), the Operating Rules of ASX and Chi-X, the ASX Clear Operating Rules, where relevant the ASX Settlement Operating Rules, the customs and usages of the ASX and Chi-X market and the correction of errors and omissions.

MR DAVID JAMES RANDELL + MRS TRACY
 LEE RANDELL
 MACQ WRAP D78405 A/C
 RANDELL SUPER FUND
 8 ST TROPEZ TERRACE
 BUNDALL QLD 4217

Ord Minnett Limited has sold for you

COMPANY: STOCKLAND

SECURITY: FULLY PAID ORDINARY/UNITS STAPLED SECURITIES

Market	ASX
Market Code:	SGP
ISIN	AU000000SGPO

Account No. 1670144
Advisor D Wells/B Leeden
Confirmation No. 104424300
Confirmation Date 09/12/2020
Trade Date 04/12/2020

Last of Order
 Minimum brokerage charged
 Delivery vs Payment

QUANTITY	PRICE	CONSIDERATION
2,500	4.530000	11,325.00
TOTAL	AVERAGE	TOTAL
2,500	4.530000	\$11,325.00
All brokerage and fees have been charged by Ord Minnett Limited		
Brokerage		\$50.00
GST		\$5.00
NET PROCEEDS		\$11,270.00

ASX SETTLEMENT DATE 08/12/2020

Settlement Instructions

Clearing Participant:
 Pershing Securities Australia Pty Ltd
 ABN 60 136 184 962 AFSL No 338264
 GPO Box 5343, Sydney NSW 2001
 Participant of ASX Group

Settlement PID: 01792
 All SWIFT Users to quote BIC: PSALAU21XXX

POSTED

CONFIRMATION

ORD MINNETT

SELL

Ord Minnett Limited
AFS Licence 237121 ABN 86 002 733 048
A Market Participant of ASX Limited

Level 8 NAB HOUSE 255 GEORGE STREET SYDNEY NSW 2000 GPO BOX 2613 SYDNEY NSW 2001
Tel (02) 8216 6300 Fax (02) 8216 6311 Internet address: <http://www.ords.com.au>

This trade was executed by Ord Minnett Limited AFSL No 237121 ABN 86 002 733 048 and cleared by Pershing Securities Australia Pty Ltd AFSL No 338264 ABN 60 136 184 962.
Ord Minnett Limited is a Participant of ASX and Chi-X and the transaction(s) may have been executed on either or both of those markets

THIS CONFIRMATION IS A TAX INVOICE

This confirmation is issued subject to the directions, decisions and requirements of ASX, Chi-X, the ASIC Market Integrity Rules (ASX Market), ASIC Market Integrity Rules (Chi-X Market), the Operating Rules of ASX and Chi-X, the ASX Clear Operating Rules, where relevant the ASX Settlement Operating Rules, the customs and usages of the ASX and Chi-X market and the correction of errors and omissions.

MR DAVID JAMES RANDELL + MRS TRACY LEE RANDELL
MACQ WRAP D78405 A/C
RANDELL SUPER FUND
8 ST TROPEZ TERRACE
BUNDALL QLD 4217

Ord Minnett Limited has sold for you
COMPANY: MCP MASTER INCOME TRUST
SECURITY: ORDINARY UNITS FULLY PAID

Market: ASX
Market Code: MXT
ISIN: AU000000MXT0

Account No. 1670144
Advisor D Wells/B Leeden
Confirmation No. 104424181
Confirmation Date 09/12/2020
Trade Date 04/12/2020

Last of Order
Minimum brokerage charged
Delivery vs Payment

QUANTITY	PRICE	CONSIDERATION
7,427	1.995000	14,816.87
2,573	1.997500	5,139.57
TOTAL	AVERAGE	TOTAL
10,000	1.995643	\$19,956.43
All brokerage and fees have been charged by Ord Minnett Limited		
Brokerage		\$50.00
GST		\$5.00
NET PROCEEDS		\$19,901.43

ASX SETTLEMENT DATE 08/12/2020

Settlement Instructions

Clearing Participant:
Pershing Securities Australia Pty Ltd
ABN 60 136 184 962 AFSL No 338264
GPO Box 5343, Sydney NSW 2001
Participant of ASX Group

Settlement PID: 01792
All SWIFT Users to quote BIC: PSALAU21XXX

POSTED

CONFIRMATION

ORD MINNETT

SELL

Ord Minnett Limited
AFS Licence 237121 ABN 86 002 733 048
A Market Participant of ASX Limited

Level 8 NAB HOUSE 255 GEORGE STREET SYDNEY NSW 2000 GPO BOX 2613 SYDNEY NSW 2001
Tel (02) 8216 6300 Fax (02) 8216 6311 Internet address: <http://www.ords.com.au>

This trade was executed by Ord Minnett Limited AFSL No 237121 ABN 86 002 733 048 and cleared by Pershing Securities Australia Pty Ltd AFSL No 338264 ABN 60 136 184 962.
Ord Minnett Limited is a Participant of ASX and Chi-X and the transaction(s) may have been executed on either or both of those markets

THIS CONFIRMATION IS A TAX INVOICE

This confirmation is issued subject to the directions, decisions and requirements of ASX, Chi-X, the ASIC Market Integrity Rules (ASX Market), ASIC Market Integrity Rules (Chi-X Market), the Operating Rules of ASX and Chi-X, the ASX Clear Operating Rules, where relevant the ASX Settlement Operating Rules, the customs and usages of the ASX and Chi-X market and the correction of errors and omissions.

MR DAVID JAMES RANDELL + MRS TRACY LEE RANDELL
MACQ WRAP D78405 A/C
RANDELL SUPER FUND
8 ST TROPEZ TERRACE
BUNDALL QLD 4217

Ord Minnett Limited has sold for you
COMPANY: MONADELPHOUS GROUP LIMITED
SECURITY: ORDINARY FULLY PAID

Market: ASX
Market Code: MND
ISIN: AU000000MND5

Account No. 1670144
Advisor D Wells/B Leeden
Confirmation No. 104424282
Confirmation Date 09/12/2020
Trade Date 04/12/2020

Last of Order
Minimum brokerage charged
Delivery vs Payment

QUANTITY	PRICE	CONSIDERATION
600	14.535000	8,721.00
TOTAL	AVERAGE	TOTAL
600	14.535000	\$8,721.00
All brokerage and fees have been charged by Ord Minnett Limited		
Brokerage		\$50.00
GST		\$5.00
NET PROCEEDS		\$8,666.00

ASX SETTLEMENT DATE 08/12/2020

Settlement Instructions

Clearing Participant:
Pershing Securities Australia Pty Ltd
ABN 60 136 184 962 AFSL No 338264
GPO Box 5343, Sydney NSW 2001
Participant of ASX Group

Settlement PID: 01792
All SWIFT Users to quote BIC: PSALAU21XXX

POSTED

CONFIRMATION

ORD MINNETT

SELL


Ord Minnett Limited
AFS Licence 237121 ABN 86 002 733 048
A Market Participant of ASX Limited

Level 8 NAB HOUSE 255 GEORGE STREET SYDNEY NSW 2000 GPO BOX 2613 SYDNEY NSW 2001
Tel (02) 8216 6300 Fax (02) 8216 6311 Internet address: <http://www.ords.com.au>

This trade was executed by Ord Minnett Limited AFSL No 237121 ABN 86 002 733 048 and cleared by Pershing Securities Australia Pty Ltd AFSL No 338264 ABN 60 136 184 962.
Ord Minnett Limited is a Participant of ASX and Chi-X and the transaction(s) may have been executed on either or both of those markets

THIS CONFIRMATION IS A TAX INVOICE This confirmation is issued subject to the directions, decisions and requirements of ASX, Chi-X, the ASIC Market Integrity Rules (ASX Market), ASIC Market Integrity Rules (Chi-X Market), the Operating Rules of ASX and Chi-X, the ASX Clear Operating Rules, where relevant the ASX Settlement Operating Rules, the customs and usages of the ASX and Chi-X market and the correction of errors and omissions.

MR DAVID JAMES RANDELL + MRS TRACY LEE RANDELL
MACQ WRAP D78405 A/C
RANDELL SUPER FUND
8 ST TROPEZ TERRACE
BUNDALL QLD 4217



Ord Minnett Limited has sold for you
COMPANY: WHITEHAVEN COAL LIMITED
SECURITY: ORDINARY FULLY PAID

Market	ASX
Market Code:	WHC
ISIN	AU000000WHC8

Account No. 1670144
Advisor D Wells/B Leeden
Confirmation No. 104424144
Confirmation Date 09/12/2020
Trade Date 04/12/2020

 Last of Order
 Minimum brokerage charged
 Delivery vs Payment

QUANTITY	PRICE	CONSIDERATION
4,000	1.585000	6,340.00
TOTAL	AVERAGE	TOTAL
4,000	1.585000	\$6,340.00
All brokerage and fees have been charged by Ord Minnett Limited		
Brokerage		\$50.00
GST		\$5.00
NET PROCEEDS		\$6,285.00

ASX SETTLEMENT DATE 08/12/2020

Settlement Instructions

Clearing Participant:
Pershing Securities Australia Pty Ltd
ABN 60 136 184 962 AFSL No 338264
GPO Box 5343, Sydney NSW 2001
Participant of ASX Group

Settlement PID: 01792
All SWIFT Users to quote BIC: PSALAU21XXX

POSTED

CONFIRMATION

ORD MINNETT

SELL

Ord Minnett Limited
AFS Licence 237121 ABN 86 002 733 048
A Market Participant of ASX Limited

Level 8 NAB HOUSE 255 GEORGE STREET SYDNEY NSW 2000 GPO BOX 2613 SYDNEY NSW 2001
Tel (02) 8216 6300 Fax (02) 8216 6311 Internet address: <http://www.ords.com.au>

This trade was executed by Ord Minnett Limited AFSL No 237121 ABN 86 002 733 048 and cleared by Pershing Securities Australia Pty Ltd AFSL No 338264 ABN 60 136 184 962.
Ord Minnett Limited is a Participant of ASX and Chi-X and the transaction(s) may have been executed on either or both of those markets

THIS CONFIRMATION IS A TAX INVOICE

This confirmation is issued subject to the directions, decisions and requirements of ASX, Chi-X, the ASIC Market Integrity Rules (ASX Market), ASIC Market Integrity Rules (Chi-X Market), the Operating Rules of ASX and Chi-X, the ASX Clear Operating Rules, where relevant the ASX Settlement Operating Rules, the customs and usages of the ASX and Chi-X market and the correction of errors and omissions.

MR DAVID JAMES RANDELL + MRS TRACY LEE RANDELL
MACQ WRAP D78405 A/C
RANDELL SUPER FUND
8 ST TROPEZ TERRACE
BUNDALL QLD 4217

Ord Minnett Limited has sold for you
COMPANY: AURIZON HOLDINGS LIMITED
SECURITY: ORDINARY FULLY PAID

Market: ASX
Market Code: AZJ
ISIN: AU000000AZJ1

Account No. 1670144
Advisor D Wells/B Leeden
Confirmation No. 104424249
Confirmation Date 09/12/2020
Trade Date 04/12/2020

Last of Order
Minimum brokerage charged
Delivery vs Payment

QUANTITY	PRICE	CONSIDERATION
1,392	4.310000	5,999.52
1,108	4.315000	4,781.02
TOTAL	AVERAGE	TOTAL
2,500	4.312216	\$10,780.54
All brokerage and fees have been charged by Ord Minnett Limited		
Brokerage		\$50.00
GST		\$5.00
NET PROCEEDS		\$10,725.54

ASX SETTLEMENT DATE 08/12/2020

Settlement Instructions

Clearing Participant:
Pershing Securities Australia Pty Ltd
ABN 60 136 184 962 AFSL No 338264
GPO Box 5343, Sydney NSW 2001
Participant of ASX Group

Settlement PID: 01792
All SWIFT Users to quote BIC: PSALAU21XXX

POSTED

CONFIRMATION

ORD MINNETT

SELL

Ord Minnett Limited
AFS Licence 237121 ABN 86 002 733 048
A Market Participant of ASX Limited

Level 8 NAB HOUSE 255 GEORGE STREET SYDNEY NSW 2000 GPO BOX 2613 SYDNEY NSW 2001
Tel (02) 8216 6300 Fax (02) 8216 6311 Internet address: <http://www.ords.com.au>

This trade was executed by Ord Minnett Limited AFSL No 237121 ABN 86 002 733 048 and cleared by Pershing Securities Australia Pty Ltd AFSL No 338264 ABN 60 136 184 962.
Ord Minnett Limited is a Participant of ASX and Chi-X and the transaction(s) may have been executed on either or both of those markets

THIS CONFIRMATION IS A TAX INVOICE

This confirmation is issued subject to the directions, decisions and requirements of ASX, Chi-X, the ASIC Market Integrity Rules (ASX Market), ASIC Market Integrity Rules (Chi-X Market), the Operating Rules of ASX and Chi-X, the ASX Clear Operating Rules, where relevant the ASX Settlement Operating Rules, the customs and usages of the ASX and Chi-X market and the correction of errors and omissions.

MR DAVID JAMES RANDELL + MRS TRACY LEE RANDELL
MACQ WRAP D78405 A/C
RANDELL SUPER FUND
8 ST TROPEZ TERRACE
BUNDALL QLD 4217

Ord Minnett Limited has sold for you
COMPANY: STOCKLAND
SECURITY: FULLY PAID ORDINARY/UNITS STAPLED SECURITIES

Market: ASX
Market Code: SGP
ISIN: AU000000SGP0

Account No. 1670144
Advisor D Wells/B Leeden
Confirmation No. 104424300
Confirmation Date 09/12/2020
Trade Date 04/12/2020

Last of Order
Minimum brokerage charged
Delivery vs Payment

QUANTITY	PRICE	CONSIDERATION
2,500	4.530000	11,325.00
TOTAL	AVERAGE	TOTAL
2,500	4.530000	\$11,325.00
All brokerage and fees have been charged by Ord Minnett Limited		
Brokerage		\$50.00
GST		\$5.00
NET PROCEEDS		\$11,270.00

ASX SETTLEMENT DATE 08/12/2020

Settlement Instructions

Clearing Participant:
Pershing Securities Australia Pty Ltd
ABN 60 136 184 962 AFSL No 338264
GPO Box 5343, Sydney NSW 2001
Participant of ASX Group

Settlement PID: 01792
All SWIFT Users to quote BIC: PSALAU21XXX

POSTED

CONFIRMATION

ORD MINNETT

SELL

Ord Minnett Limited
AFS Licence 237121 ABN 86 002 733 048
A Market Participant of ASX Limited

Level 8 NAB HOUSE 255 GEORGE STREET SYDNEY NSW 2000 GPO BOX 2613 SYDNEY NSW 2001
Tel (02) 8216 6300 Fax (02) 8216 6311 Internet address: <http://www.ords.com.au>

This trade was executed by Ord Minnett Limited AFSL No 237121 ABN 86 002 733 048 and cleared by Pershing Securities Australia Pty Ltd AFSL No 338264 ABN 60 136 184 962.
Ord Minnett Limited is a Participant of ASX and Chi-X and the transaction(s) may have been executed on either or both of those markets

THIS CONFIRMATION IS A TAX INVOICE This confirmation is issued subject to the directions, decisions and requirements of ASX, Chi-X, the ASIC Market Integrity Rules (ASX Market), ASIC Market Integrity Rules (Chi-X Market), the Operating Rules of ASX and Chi-X, the ASX Clear Operating Rules, where relevant the ASX Settlement Operating Rules, the customs and usages of the ASX and Chi-X market and the correction of errors and omissions.

MR DAVID JAMES RANDELL + MRS TRACY LEE RANDELL
MACQ WRAP D78405 A/C
RANDELL SUPER FUND
8 ST TROPEZ TERRACE
BUNDALL QLD 4217

Ord Minnett Limited has sold for you
COMPANY: MONADELPHOUS GROUP LIMITED
SECURITY: ORDINARY FULLY PAID

Market	ASX
Market Code:	MND
ISIN	AU000000MND5

Account No. 1670144
Advisor D Wells/B Leeden
Confirmation No. 104424282
Confirmation Date 09/12/2020
Trade Date 04/12/2020

Last of Order
Minimum brokerage charged
Delivery vs Payment

QUANTITY	PRICE	CONSIDERATION
600	14.535000	8,721.00

TOTAL	AVERAGE	TOTAL
600	14.535000	\$8,721.00

All brokerage and fees have been charged by Ord Minnett Limited

Brokerage	\$50.00
GST	\$5.00
NET PROCEEDS	\$8,666.00

ASX SETTLEMENT DATE 08/12/2020

Settlement Instructions

Clearing Participant:
Pershing Securities Australia Pty Ltd
ABN 60 136 184 962 AFSL No 338264
GPO Box 5343, Sydney NSW 2001
Participant of ASX Group

Settlement PID: 01792
All SWIFT Users to quote BIC: PSALAU21XXX

POSTED

CONFIRMATION

ORD MINNETT

SELL

Ord Minnett Limited
 AFS Licence 237121 ABN 86 002 733 048
 A Market Participant of ASX Limited

Level 8 NAB HOUSE 255 GEORGE STREET SYDNEY NSW 2000 GPO BOX 2613 SYDNEY NSW 2001
 Tel (02) 8216 6300 Fax (02) 8216 6311 Internet address: <http://www.ords.com.au>

This trade was executed by Ord Minnett Limited AFSL No 237121 ABN 86 002 733 048 and cleared by Pershing Securities Australia Pty Ltd AFSL No 338264 ABN 60 136 184 962. Ord Minnett Limited is a Participant of ASX and Chi-X and the transaction(s) may have been executed on either or both of those markets

THIS CONFIRMATION IS A TAX INVOICE

This confirmation is issued subject to the directions, decisions and requirements of ASX, Chi-X, the ASIC Market Integrity Rules (ASX Market), ASIC Market Integrity Rules (Chi-X Market), the Operating Rules of ASX and Chi-X, the ASX Clear Operating Rules, where relevant the ASX Settlement Operating Rules, the customs and usages of the ASX and Chi-X market and the correction of errors and omissions.

MR DAVID JAMES RANDELL + MRS TRACY LEE RANDELL
 MACQ WRAP D78405 A/C
 RANDELL SUPER FUND
 8 ST TROPEZ TERRACE
 BUNDALL QLD 4217

Ord Minnett Limited has sold for you
COMPANY: COMMONWEALTH BANK OF AUSTRALIA.
SECURITY: CAP NOTE 3-BBSW+2.80% PERP NON-CUM RED T-12-22

Market ASX
 Market Code: CBAPD
 ISIN AU0000CBAPD7

Account No. 1670144
Advisor D Wells/B Leeden
Confirmation No. 107592303
Confirmation Date 05/02/2021
Trade Date 05/02/2021

Last of Order
 Minimum brokerage charged
 Delivery vs Payment

QUANTITY	PRICE	CONSIDERATION
250	101.020000	25,255.00
TOTAL	AVERAGE	TOTAL
250	101.020000	\$25,255.00
All brokerage and fees have been charged by Ord Minnett Limited		
Brokerage		\$50.00
GST		\$5.00
NET PROCEEDS		\$25,200.00

ASX SETTLEMENT DATE 09/02/2021

Settlement Instructions

Clearing Participant:
 Pershing Securities Australia Pty Ltd
 ABN 60 136 184 962 AFSL No 338264
 GPO Box 5343, Sydney NSW 2001
 Participant of ASX Group

Settlement PID: 01792
 All SWIFT Users to quote BIC: PSALAU21XXX

POSTED

CONFIRMATION

ORD MINNETT

SELL

Ord Minnett Limited
AFS Licence 237121 ABN 86 002 733 048
A Market Participant of ASX Limited

Level 8 NAB HOUSE 255 GEORGE STREET SYDNEY NSW 2000 GPO BOX 2613 SYDNEY NSW 2001
Tel (02) 8216 6300 Fax (02) 8216 6311 Internet address: <http://www.ords.com.au>

This trade was executed by Ord Minnett Limited AFSL No 237121 ABN 86 002 733 048 and cleared by Pershing Securities Australia Pty Ltd AFSL No 338264 ABN 60 136 184 962. Ord Minnett Limited is a Participant of ASX and Chi-X and the transaction(s) may have been executed on either or both of those markets

THIS CONFIRMATION IS A TAX INVOICE

This confirmation is issued subject to the directions, decisions and requirements of ASX, Chi-X, the ASIC Market Integrity Rules (ASX Market), ASIC Market Integrity Rules (Chi-X Market), the Operating Rules of ASX and Chi-X, the ASX Clear Operating Rules, where relevant the ASX Settlement Operating Rules, the customs and usages of the ASX and Chi-X market and the correction of errors and omissions.

MR DAVID JAMES RANDELL + MRS TRACY LEE RANDELL
MACQ WRAP D78405 A/C
RANDELL SUPER FUND
8 ST TROPEZ TERRACE
BUNDALL QLD 4217

Ord Minnett Limited has sold for you
COMPANY: WESFARMERS LIMITED
SECURITY: ORDINARY FULLY PAID

Market: ASX
Market Code: WES
ISIN: AU000000WES1

Account No. 1670144
Advisor D Wells/B Leeden
Confirmation No. 107595740
Confirmation Date 05/02/2021
Trade Date 05/02/2021

Last of Order
Minimum brokerage charged
Delivery vs Payment

QUANTITY	PRICE	CONSIDERATION
175	55.980000	9,796.50
TOTAL	AVERAGE	TOTAL
175	55.980000	\$9,796.50
All brokerage and fees have been charged by Ord Minnett Limited		
Brokerage		\$50.00
GST		\$5.00
NET PROCEEDS		\$9,741.50

ASX SETTLEMENT DATE 09/02/2021

Settlement Instructions

Clearing Participant:
Pershing Securities Australia Pty Ltd
ABN 60 136 184 962 AFSL No 338264
GPO Box 5343, Sydney NSW 2001
Participant of ASX Group

Settlement PID: 01792
All SWIFT Users to quote BIC: PSALAU21XXX

FOOTED

CONFIRMATION

ORD MINNETT

SELL

Ord Minnett Limited
AFS Licence 237121 ABN 86 002 733 048
A Market Participant of ASX Limited

Level 8 NAB HOUSE 255 GEORGE STREET SYDNEY NSW 2000 GPO BOX 2613 SYDNEY NSW 2001
Tel (02) 8216 6300 Fax (02) 8216 6311 Internet address: <http://www.ords.com.au>

This trade was executed by Ord Minnett Limited AFSL No 237121 ABN 86 002 733 048 and cleared by Pershing Securities Australia Pty Ltd AFSL No 338264 ABN 60 136 184 962.
Ord Minnett Limited is a Participant of ASX and Chi-X and the transaction(s) may have been executed on either or both of those markets

THIS CONFIRMATION IS A TAX INVOICE

This confirmation is issued subject to the directions, decisions and requirements of ASX, Chi-X, the ASIC Market Integrity Rules (ASX Market), ASIC Market Integrity Rules (Chi-X Market), the Operating Rules of ASX and Chi-X, the ASX Clear Operating Rules, where relevant the ASX Settlement Operating Rules, the customs and usages of the ASX and Chi-X market and the correction of errors and omissions.

MR DAVID JAMES RANDELL + MRS TRACY LEE RANDELL
MACQ WRAP D78405 A/C
RANDELL SUPER FUND
8 ST TROPEZ TERRACE
BUNDALL QLD 4217

Ord Minnett Limited has sold for you
COMPANY: HUB24 LIMITED
SECURITY: ORDINARY FULLY PAID

Market: ASX
Market Code: HUB
ISIN: AU000000HUB4

Account No. 1670144
Advisor D Wells/B Leeden
Confirmation No. 108456876
Confirmation Date 17/02/2021
Trade Date 17/02/2021

Last of Order
Minimum brokerage charged
Delivery vs Payment

QUANTITY	PRICE	CONSIDERATION
249	26.210000	6,526.29
140	26.220000	3,670.80
361	26.240000	9,472.64
TOTAL	AVERAGE	TOTAL
750	26.226307	\$19,669.73
All brokerage and fees have been charged by Ord Minnett Limited		
Brokerage		\$50.00
GST		\$5.00
NET PROCEEDS		\$19,614.73

ASX SETTLEMENT DATE 19/02/2021

Settlement Instructions

Clearing Participant:
Pershing Securities Australia Pty Ltd
ABN 60 136 184 962 AFSL No 338264
GPO Box 5343, Sydney NSW 2001
Participant of ASX Group

Settlement PID: 01792
All SWIFT Users to quote BIC: PSALAU21XXX

POSTED

CONFIRMATION

ORD MINNETT

SELL

Ord Minnett Limited
 AFS Licence 237121 ABN 86 002 733 048
 A Market Participant of ASX Limited

Level 8 NAB HOUSE 255 GEORGE STREET SYDNEY NSW 2000 GPO BOX 2613 SYDNEY NSW 2001
 Tel (02) 8216 6300 Fax (02) 8216 6311 Internet address: <http://www.ords.com.au>

This trade was executed by Ord Minnett Limited AFSL No 237121 ABN 86 002 733 048 and cleared by Pershing Securities Australia Pty Ltd AFSL No 338264 ABN 60 136 184 962.
 Ord Minnett Limited is a Participant of ASX and Chi-X and the transaction(s) may have been executed on either or both of those markets

THIS CONFIRMATION IS A TAX INVOICE

This confirmation is issued subject to the directions, decisions and requirements of ASX, Chi-X, the ASIC Market Integrity Rules (ASX Market), ASIC Market Integrity Rules (Chi-X Market), the Operating Rules of ASX and Chi-X, the ASX Clear Operating Rules, where relevant the ASX Settlement Operating Rules, the customs and usages of the ASX and Chi-X market and the correction of errors and omissions.

MR DAVID JAMES RANDELL + MRS TRACY LEE RANDELL
 MACQ WRAP D78405 A/C
 RANDELL SUPER FUND
 8 ST TROPEZ TERRACE
 BUNDALL QLD 4217

Ord Minnett Limited has sold for you
 COMPANY: NRW HOLDINGS LIMITED
 SECURITY: ORDINARY FULLY PAID

Market: ASX
 Market Code: NWH
 ISIN: AU000000NWH5

Account No. 1670144
 Advisor D Wells/B Leeden
 Confirmation No. 108745135
 Confirmation Date 19/02/2021
 Trade Date 19/02/2021

Last of Order
 Minimum brokerage charged
 Delivery vs Payment

QUANTITY	PRICE	CONSIDERATION
5,250	2.240000	11,760.00
TOTAL	AVERAGE	TOTAL
5,250	2.240000	\$11,760.00
All brokerage and fees have been charged by Ord Minnett Limited		
Brokerage		\$50.00
GST		\$5.00
NET PROCEEDS		\$11,705.00

ASX SETTLEMENT DATE 23/02/2021

Settlement Instructions

Clearing Participant:
 Pershing Securities Australia Pty Ltd
 ABN 60 136 184 962 AFSL No 338264
 GPO Box 5343, Sydney NSW 2001
 Participant of ASX Group

Settlement PID: 01792
 All SWIFT Users to quote BIC: PSALAU21XXX

POSTED

CONFIRMATION

ORD MINNETT

SELL

Ord Minnett Limited
 AFS Licence 237121 ABN 86 002 733 048
 A Market Participant of ASX Limited

Level 8 NAB HOUSE 255 GEORGE STREET SYDNEY NSW 2000 GPO BOX 2613 SYDNEY NSW 2001
 Tel (02) 8216 6300 Fax (02) 8216 6311 Internet address: <http://www.ords.com.au>

This trade was executed by Ord Minnett Limited AFSL No 237121 ABN 86 002 733 048 and cleared by Pershing Securities Australia Pty Ltd AFSL No 338264 ABN 60 136 184 962. Ord Minnett Limited is a Participant of ASX and Chi-X and the transaction(s) may have been executed on either or both of those markets

THIS CONFIRMATION IS A TAX INVOICE

This confirmation is issued subject to the directions, decisions and requirements of ASX, Chi-X, the ASIC Market Integrity Rules (ASX Market), ASIC Market Integrity Rules (Chi-X Market), the Operating Rules of ASX and Chi-X, the ASX Clear Operating Rules, where relevant the ASX Settlement Operating Rules, the customs and usages of the ASX and Chi-X market and the correction of errors and omissions.

MR DAVID JAMES RANDELL + MRS TRACY LEE RANDELL
 MACQ WRAP D78405 A/C
 RANDELL SUPER FUND
 8 ST TROPEZ TERRACE
 BUNDALL QLD 4217

Ord Minnett Limited has sold for you
COMPANY: ANTIPODES GLOBAL INVESTMENT COMPANY LTD
SECURITY: ORDINARY FULLY PAID

Market: ASX
 Market Code: APL
 ISIN: AU000000APL8

Account No. 1670144
Advisor D Wells/B Leeden
Confirmation No. 107776265
Confirmation Date 08/02/2021
Trade Date 08/02/2021

Last of Order
 Minimum brokerage charged
 Delivery vs Payment

QUANTITY	PRICE	CONSIDERATION
22,000	1.050000	23,100.00
TOTAL	AVERAGE	TOTAL
22,000	1.050000	\$23,100.00
All brokerage and fees have been charged by Ord Minnett Limited		
Brokerage		\$50.00
GST		\$5.00
NET PROCEEDS		\$23,045.00

ASX SETTLEMENT DATE 10/02/2021

Settlement Instructions

Clearing Participant:
 Pershing Securities Australia Pty Ltd
 ABN 60 136 184 962 AFSL No 338264
 GPO Box 5343, Sydney NSW 2001
 Participant of ASX Group

Settlement PID: 01792
 All SWIFT Users to quote BIC: PSALAU21XXX

POSTED

CONFIRMATION

ORD MINNETT

SELL

Ord Minnett Limited
AFS Licence 237121 ABN 86 002 733 048
A Market Participant of ASX Limited

Level 8 NAB HOUSE 255 GEORGE STREET SYDNEY NSW 2000 GPO BOX 2613 SYDNEY NSW 2001
Tel (02) 8216 6300 Fax (02) 8216 6311 Internet address: <http://www.ords.com.au>

This trade was executed by Ord Minnett Limited AFSL No 237121 ABN 86 002 733 048 and cleared by Pershing Securities Australia Pty Ltd AFSL No 338264 ABN 60 136 184 962.
Ord Minnett Limited is a Participant of ASX and Chi-X and the transaction(s) may have been executed on either or both of those markets

THIS CONFIRMATION IS A TAX INVOICE

This confirmation is issued subject to the directions, decisions and requirements of ASX, Chi-X, the ASIC Market Integrity Rules (ASX Market), ASIC Market Integrity Rules (Chi-X Market), the Operating Rules of ASX and Chi-X, the ASX Clear Operating Rules, where relevant the ASX Settlement Operating Rules, the customs and usages of the ASX and Chi-X market and the correction of errors and omissions.

MR DAVID JAMES RANDELL + MRS TRACY LEE RANDELL
MACQ WRAP D78405 A/C
RANDELL SUPER FUND
8 ST TROPEZ TERRACE
BUNDALL QLD 4217

Ord Minnett Limited has sold for you
COMPANY: TRANSURBAN GROUP
SECURITY: FULLY PAID ORDINARY/UNITS STAPLED SECURITIES

Market: ASX
Market Code: TCL
ISIN: AU000000TCL6

Account No. 1670144
Advisor D Wells/B Leeden
Confirmation No. 107776406
Confirmation Date 08/02/2021
Trade Date 08/02/2021

Last of Order
Minimum brokerage charged
Delivery vs Payment

QUANTITY	PRICE	CONSIDERATION
1,000	13.615000	13,615.00
TOTAL	AVERAGE	TOTAL
1,000	13.615000	\$13,615.00
All brokerage and fees have been charged by Ord Minnett Limited		
Brokerage		\$50.00
GST		\$5.00
NET PROCEEDS		\$13,560.00

ASX SETTLEMENT DATE 10/02/2021

Settlement Instructions

Clearing Participant:
Pershing Securities Australia Pty Ltd
ABN 60 136 184 962 AFSL No 338264
GPO Box 5343, Sydney NSW 2001
Participant of ASX Group

Settlement PID: 01792
All SWIFT Users to quote BIC: PSALAU21XXX

POSTED

CONFIRMATION

ORD MINNETT

SELL

Ord Minnett Limited
AFS Licence 237121 ABN 86 002 733 048
A Market Participant of ASX Limited

Level 8 NAB HOUSE 255 GEORGE STREET SYDNEY NSW 2000 GPO BOX 2613 SYDNEY NSW 2001
 Tel (02) 8216 6300 Fax (02) 8216 6311 Internet address: <http://www.ords.com.au>

This trade was executed by Ord Minnett Limited AFSL No 237121 ABN 86 002 733 048 and cleared by Pershing Securities Australia Pty Ltd AFSL No 338264 ABN 60 136 184 962. Ord Minnett Limited is a Participant of ASX and Chi-X and the transaction(s) may have been executed on either or both of those markets

THIS CONFIRMATION IS A TAX INVOICE

This confirmation is issued subject to the directions, decisions and requirements of ASX, Chi-X, the ASIC Market Integrity Rules (ASX Market), ASIC Market Integrity Rules (Chi-X Market), the Operating Rules of ASX and Chi-X, the ASX Clear Operating Rules, where relevant the ASX Settlement Operating Rules, the customs and usages of the ASX and Chi-X market and the correction of errors and omissions.

OURMOBS INVESTMENTS PTY LTD
 MACQ WRAP D78404 A/C
 8 ST TROPEZ TERRACE
 BUNDALL QLD 4217

Ord Minnett Limited has sold for you
COMPANY: SONIC HEALTHCARE LIMITED
SECURITY: ORDINARY FULLY PAID

Account No. 1670142
Advisor D Wells/B Leeden
Confirmation No. 111899408
Confirmation Date 31/03/2021
Trade Date 31/03/2021

Last of Order
 Minimum brokerage charged
 Delivery vs Payment

ASX SETTLEMENT DATE 06/04/2021

Market ASX
Market Code: SHL
ISIN AU000000SHL7

QUANTITY	PRICE	CONSIDERATION
800	35.300000	28,240.00
TOTAL	AVERAGE	TOTAL
800	35.300000	\$28,240.00
All brokerage and fees have been charged by Ord Minnett Limited		
Brokerage		\$50.00
GST		\$5.00
NET PROCEEDS		\$28,185.00

Settlement Instructions

Clearing Participant:
 Pershing Securities Australia Pty Ltd
 ABN 60 136 184 962 AFSL No 338264
 GPO Box 5343, Sydney NSW 2001
 Participant of ASX Group

Settlement PID: 01792
 All SWIFT Users to quote BIC: PSALAU21XXX

CONFIRMATION

ORD MINNETT

BUY

Ord Minnett Limited
 AFS Licence 237121 ABN 86 002 733 048
 A Market Participant of ASX Limited

Level 8 NAB HOUSE 255 GEORGE STREET SYDNEY NSW 2000 GPO BOX 2613 SYDNEY NSW 2001
 Tel (02) 8216 6300 Fax (02) 8216 6311 Internet address: <http://www.ords.com.au>

This trade was executed by Ord Minnett Limited AFSL No 237121 ABN 86 002 733 048 and cleared by Pershing Securities Australia Pty Ltd AFSL No 338264 ABN 60 136 184 962.
 Ord Minnett Limited is a Participant of ASX and Chi-X and the transaction(s) may have been executed on either or both of those markets

THIS CONFIRMATION IS A TAX INVOICE

This confirmation is issued subject to the directions, decisions and requirements of ASX, Chi-X, the ASIC Market Integrity Rules (ASX Market), ASIC Market Integrity Rules (Chi-X Market), the Operating Rules of ASX and Chi-X, the ASX Clear Operating Rules, where relevant the ASX Settlement Operating Rules, the customs and usages of the ASX and Chi-X market and the correction of errors and omissions.

MR DAVID JAMES RANDELL + MRS TRACY LEE RANDELL
 MACQ WRAP D78405 A/C
 RANDELL SUPER FUND
 8 ST TROPEZ TERRACE
 BUNDALL QLD 4217

Recorded Registration Details
 BOND STREET CUSTODIANS LIMITED
 <MACQ WRAP D78405 A/C>
 1 SHELLEY STREET
 SYDNEY NSW 2000

Ord Minnett Limited has bought for you
COMPANY: SANTOS LIMITED
SECURITY: ORDINARY FULLY PAID

Market: ASX
 Market Code: STO
 ISIN: AU000000STO6

Account No. 1670144
Advisor D Wells/B Leeden
Confirmation No. 111113718
Confirmation Date 19/03/2021
Trade Date 19/03/2021

Last of Order
 Minimum brokerage charged
 Delivery vs Payment

QUANTITY	PRICE	CONSIDERATION
5,600	7.160000	40,096.00
TOTAL	AVERAGE	TOTAL
5,600	7.160000	\$40,096.00
All brokerage and fees have been charged by Ord Minnett Limited		
Brokerage		\$50.00
GST		\$5.00
AMOUNT DUE AND PAYABLE		\$40,151.00

ASX SETTLEMENT DATE 23/03/2021

Settlement Instructions

Clearing Participant:
 Pershing Securities Australia Pty Ltd
 ABN 60 136 184 962 AFSL No 338264
 GPO Box 5343, Sydney NSW 2001
 Participant of ASX Group

Settlement PID: 01792
 All SWIFT Users to quote BIC: PSALAU21XXX

POSTED

CONFIRMATION

WILSONS

Wilsons Advisory and Stockbroking Limited
AFS Licence 238375 ABN 68 010 529 665
A Market Participant of ASX Limited

BUY

Level 2, Oracle South, 17 Elizabeth Ave, Broadbeach Qld 4218 PO Box 1938, Oasis Centre, Broadbeach Qld 4218
Tel 1300 655 015 Fax (61-7) 5509 5599 Internet address: www.wilsonsadvisory.com.au

This trade was executed by Wilsons Advisory and Stockbroking Limited AFSL 238375 ABN 68 010 529 665
and cleared by Pershing Securities Australia Pty Ltd AFSL No 338264 ABN 60 136 184 962.

THIS CONFIRMATION IS A TAX INVOICE

This confirmation is issued by Wilsons Advisory and Stockbroking Limited subject to the directions, decisions and requirements of ASX, Chi-X, the ASIC Market Integrity Rules (Securities Markets) 2017, the Operating Rules of ASX and Chi-X, the ASX Clear Operating Rules, where relevant the ASX Settlement Operating Rules, the customs and usages of the ASX and Chi-X markets and the correction of errors and omissions. Please note that failure to pay for transactions in full by their due date may result in interest penalties being charged or your position being closed without further notice.

MR DAVID JAMES RANDELL &
MRS TRACY LEE RANDELL
RANDELL SUPER FUND A/C
8 ST TROPEZ TERRACE
BUNDALL QLD 4217

Recorded Registration Details
MR DAVID JAMES RANDELL +
MRS TRACY LEE RANDELL
<RANDELL SUPER FUND A/C>
C/- WILSONS PRIVATE PORTFOLIO
GPO BOX 385
BRISBANE QLD 4001

Wilsons Advisory and Stockbroking Limited has bought for you
COMPANY: AURIZON HOLDINGS LIMITED
SECURITY: ORDINARY FULLY PAID

Market: ASX
Market Code: AZJ
ISIN: AU000000AZJ1

Account No. W113574
Advisor Charles Thomasson / Todd Cole
Confirmation No. 95943309
Confirmation Date 06/08/2020
Trade Date 06/08/2020

Last of Order
Funds from CMT
Minimum brokerage charged

Do Not Contra

QUANTITY	PRICE	CONSIDERATION
2,500	4.4950	11,237.50
TOTAL	AVERAGE	TOTAL
2,500	4.4950	\$11,237.50
All brokerage and fees have been charged by Wilsons Advisory and Stockbroking Limited		
Brokerage		\$29.50
GST		\$2.95
AMOUNT DUE AND PAYABLE		\$11,269.95

ASX SETTLEMENT DATE 10/08/2020

SETTLEMENT INFORMATION

Payment is due by the Settlement Date. Automatic sweep from your CMT or bank account will occur on Settlement Date.

Alternative payment methods and the times the payment is to be made to ensure delivery by Settlement Date are listed below:

1. BPAY (Please schedule before 6.00pm the day before Settlement Date)
2. Deposit at any Westpac Branch the day before Settlement Date using the slip below
3. EFT Funds to Pershing Securities Australia Pty Ltd
BSB 032024 Account 259486
Reference - W113574



Biller Code: 244764
Ref: 00113574115

Contact your participating bank, credit union or building society to make this payment from your cheque or savings account

Where this deposit is lodged at a bank or Westpac branch other than that shown, it will be transferred under the bank's internal procedures. The bank will not be responsible for delays in transmission.

Westpac
52 Martin Place, Sydney NSW 2000
ACCOUNT No. W113574

DEPOSIT

Date / / 20

Cash

Cheques

FREE OF TRANSFER FEE AT ANY WESTPAC BANK

Teller's Stamp & Initials	CHEQUE/S				
	Account Name & Client Account Number				
		Bank	Branch	Amount	
				\$.
	TOTAL				
No of Cheques	For Credit of Pershing Securities Australia Pty Ltd Trust Account				Trancode 60

\$

943309

032024 259486 60

POSTED

CONFIRMATION

ORD MINNETT

BUY

Ord Minnett Limited
AFS Licence 237121 ABN 86 002 733 048
A Market Participant of ASX Limited

Level 8 NAB HOUSE 255 GEORGE STREET SYDNEY NSW 2000 GPO BOX 2613 SYDNEY NSW 2001
Tel (02) 8216 6300 Fax (02) 8216 6311 Internet address: <http://www.ords.com.au>

This trade was executed by Ord Minnett Limited AFSL No 237121 ABN 86 002 733 048 and cleared by Pershing Securities Australia Pty Ltd AFSL No 338264 ABN 60 136 184 962.
Ord Minnett Limited is a Participant of ASX and Chi-X and the transaction(s) may have been executed on either or both of those markets

THIS CONFIRMATION IS A TAX INVOICE This confirmation is issued subject to the directions, decisions and requirements of ASX, Chi-X, the ASIC Market Integrity Rules (ASX Market), ASIC Market Integrity Rules (Chi-X Market), the Operating Rules of ASX and Chi-X, the ASX Clear Operating Rules, where relevant the ASX Settlement Operating Rules, the customs and usages of the ASX and Chi-X market and the correction of errors and omissions.

MR DAVID JAMES RANDELL + MRS TRACY LEE RANDELL
MACQ WRAP 78405 A/C
RANDELL SUPER FUND
8 ST TROPEZ TERRACE
BUNDALL QLD 4217

Recorded Registration Details
BOND STREET CUSTODIANS LIMITED
<MACQ WRAP 78405 A/C>
1 SHELLEY STREET
SYDNEY NSW 2000

Ord Minnett Limited has bought for you
COMPANY: HUB24 LIMITED
SECURITY: PLACEMENT

Market: ASX
Market Code: HUBXX
ISIN: AU0000113102

Account No. 1670144
Advisor D Wells/B Leeden
Confirmation No. 101807542
Confirmation Date 03/11/2020
Trade Date 03/11/2020

Last of Order
Delivery vs Payment

QUANTITY	PRICE	CONSIDERATION
750	20.000000	\$15,000.00
TOTAL	AVERAGE	TOTAL
750	20.000000	\$15,000.00
All brokerage and fees have been charged by Ord Minnett Limited		
Brokerage		\$0.00
GST		\$0.00
AMOUNT DUE AND PAYABLE		\$15,000.00

ASX SETTLEMENT DATE 04/11/2020

Settlement Instructions

Clearing Participant:
Pershing Securities Australia Pty Ltd
ABN 60 136 184 962 AFSL No 338264
GPO Box 5343, Sydney NSW 2001
Participant of ASX Group

Settlement PID: 01792
All SWIFT Users to quote BIC: PSALAU21XXX

POSTED

CONFIRMATION

ORD MINNETT

BUY

Ord Minnett Limited
 AFS Licence 237121 ABN 86 002 733 048
 A Market Participant of ASX Limited

Level 8 NAB HOUSE 255 GEORGE STREET SYDNEY NSW 2000 GPO BOX 2613 SYDNEY NSW 2001
 Tel (02) 8216 6300 Fax (02) 8216 6311 Internet address: <http://www.ords.com.au>

This trade was executed by Ord Minnett Limited AFSL No 237121 ABN 86 002 733 048 and cleared by Pershing Securities Australia Pty Ltd AFSL No 338264 ABN 60 136 184 962. Ord Minnett Limited is a Participant of ASX and Chi-X and the transaction(s) may have been executed on either or both of those markets

THIS CONFIRMATION IS A TAX INVOICE

This confirmation is issued subject to the directions, decisions and requirements of ASX, Chi-X, the ASIC Market Integrity Rules (ASX Market), ASIC Market Integrity Rules (Chi-X Market), the Operating Rules of ASX and Chi-X, the ASX Clear Operating Rules, where relevant the ASX Settlement Operating Rules, the customs and usages of the ASX and Chi-X market and the correction of errors and omissions.

MR DAVID JAMES RANDELL + MRS TRACY LEE RANDELL
 M/WRAP S/F 78405 A/C
 RANDELL SUPER FUND
 8 ST TROPEZ TERRACE
 BUNDALL QLD 4217

Recorded Registration Details
 BOND STREET CUSTODIANS LIMITED
 <MACQ WRAP 78405 A/C>
 1 SHELLEY STREET
 SYDNEY NSW 2000

Ord Minnett Limited has bought for you
COMPANY: HARMONEY CORP LIMITED
SECURITY: INITIAL PUBLIC OFFER

Market: ASX
 Market Code: HMYZZ
 ISIN: AU0000115016

Account No. 1670144
Advisor D Wells/B Leeden
Confirmation No. 102681262
Confirmation Date 13/11/2020
Trade Date 13/11/2020

Last of Order
 Delivery vs Payment

QUANTITY	PRICE	CONSIDERATION
4,285	3.500000	\$14,997.50
TOTAL	AVERAGE	TOTAL
4,285	3.500000	\$14,997.50
All brokerage and fees have been charged by Ord Minnett Limited		
Brokerage		\$0.00
GST		\$0.00
AMOUNT DUE AND PAYABLE		\$14,997.50

ASX SETTLEMENT DATE 17/11/2020

Settlement Instructions

Clearing Participant:
 Pershing Securities Australia Pty Ltd
 ABN 60 136 184 962 AFSL No 338264
 GPO Box 5343, Sydney NSW 2001
 Participant of ASX Group

Settlement PID: 01792
 All SWIFT Users to quote BIC: PSALAU21XXX

POSTED

CONFIRMATION

ORD MINNETT

BUY

Ord Minnett Limited
AFS Licence 237121 ABN 86 002 733 048
A Market Participant of ASX Limited

Level 8 NAB HOUSE 255 GEORGE STREET SYDNEY NSW 2000 GPO BOX 2613 SYDNEY NSW 2001
Tel (02) 8216 6300 Fax (02) 8216 6311 Internet address: <http://www.ords.com.au>

This trade was executed by Ord Minnett Limited AFSL No 237121 ABN 86 002 733 048 and cleared by Pershing Securities Australia Pty Ltd AFSL No 338264 ABN 60 136 184 962.
Ord Minnett Limited is a Participant of ASX and Chi-X and the transaction(s) may have been executed on either or both of those markets

THIS CONFIRMATION IS A TAX INVOICE

This confirmation is issued subject to the directions, decisions and requirements of ASX, Chi-X, the ASIC Market Integrity Rules (ASX Market), ASIC Market Integrity Rules (Chi-X Market), the Operating Rules of ASX and Chi-X, the ASX Clear Operating Rules, where relevant the ASX Settlement Operating Rules, the customs and usages of the ASX and Chi-X market and the correction of errors and omissions.

MR DAVID JAMES RANDELL + MRS TRACY LEE RANDELL
M/WRAP S/F 78405 A/C
RANDELL SUPER FUND
8 ST TROPEZ TERRACE
BUNDALL QLD 4217

Recorded Registration Details
BOND STREET CUSTODIANS LIMITED
<MACQ WRAP 78405 A/C>
1 SHELLEY STREET
SYDNEY NSW 2000

Ord Minnett Limited has bought for you
COMPANY: PROPTech GROUP LIMITED
SECURITY: INITIAL PUBLIC OFFER

Market : ASX
Market Code: PTGXX
ISIN : AU0000118176

Account No. 1670144
Advisor D Wells/B Leeden
Confirmation No. 102811380
Confirmation Date 17/11/2020
Trade Date 17/11/2020

Delivery vs Payment

QUANTITY	PRICE	CONSIDERATION
54,000	0.250000	\$13,500.00
TOTAL	AVERAGE	TOTAL
54,000	0.250000	\$13,500.00
All brokerage and fees have been charged by Ord Minnett Limited		
Brokerage		\$0.00
GST		\$0.00
AMOUNT DUE AND PAYABLE		\$13,500.00

ASX SETTLEMENT DATE 18/11/2020

Settlement Instructions

Clearing Participant:
Pershing Securities Australia Pty Ltd
ABN 60 136 184 962 AFSL No 338264
GPO Box 5343, Sydney NSW 2001
Participant of ASX Group

Settlement PID: 01792
All SWIFT Users to quote BIC: PSALAU21XXX

POSTED

CONFIRMATION

ORD MINNETT

BUY

Ord Minnett Limited
 AFS Licence 237121 ABN 86 002 733 048
 A Market Participant of ASX Limited

Level 8 NAB HOUSE 255 GEORGE STREET SYDNEY NSW 2000 GPO BOX 2613 SYDNEY NSW 2001
 Tel (02) 8216 6300 Fax (02) 8216 6311 Internet address: <http://www.ords.com.au>

This trade was executed by Ord Minnett Limited AFSL No 237121 ABN 86 002 733 048 and cleared by Pershing Securities Australia Pty Ltd AFSL No 338264 ABN 60 136 184 962. Ord Minnett Limited is a Participant of ASX and Chi-X and the transaction(s) may have been executed on either or both of those markets

THIS CONFIRMATION IS A TAX INVOICE

This confirmation is issued subject to the directions, decisions and requirements of ASX, Chi-X, the ASIC Market Integrity Rules (ASX Market), ASIC Market Integrity Rules (Chi-X Market), the Operating Rules of ASX and Chi-X, the ASX Clear Operating Rules, where relevant the ASX Settlement Operating Rules, the customs and usages of the ASX and Chi-X market and the correction of errors and omissions.

MR DAVID JAMES RANDELL + MRS TRACY LEE RANDELL
 M/WRAP S/F 78405 A/C
 RANDELL SUPER FUND
 8 ST TROPEZ TERRACE
 BUNDALL QLD 4217

Recorded Registration Details
 BOND STREET CUSTODIANS LIMITED
 <MACQ WRAP 78405 A/C>
 1 SHELLEY STREET
 SYDNEY NSW 2000

Ord Minnett Limited has bought for you
COMPANY: PLEXURE GROUP LIMITED
SECURITY: INITIAL PUBLIC OFFER

Market: ASX
 Market Code: PX1ZZ
 ISIN: AU0000118259

Account No. 1670144
Advisor D Wells/B Leeden
Confirmation No. 103232448
Confirmation Date 23/11/2020
Trade Date 23/11/2020

Last of Order
 Delivery vs Payment

QUANTITY	PRICE	CONSIDERATION
9,736	1.130000	\$11,001.68
TOTAL	AVERAGE	TOTAL
9,736	1.130000	\$11,001.68
All brokerage and fees have been charged by Ord Minnett Limited		
Brokerage		\$0.00
GST		\$0.00
AMOUNT DUE AND PAYABLE		\$11,001.68

ASX SETTLEMENT DATE 24/11/2020

Settlement Instructions

Clearing Participant:
 Pershing Securities Australia Pty Ltd
 ABN 60 136 184 962 AFSL No 338264
 GPO Box 5343, Sydney NSW 2001
 Participant of ASX Group

Settlement PID: 01792
 All SWIFT Users to quote BIC: PSALAU21XXX

POSTED

CONFIRMATION

ORD MINNETT

BUY

Ord Minnett Limited
AFS Licence 237121 ABN 86 002 733 048
A Market Participant of ASX Limited

Level 8 NAB HOUSE 255 GEORGE STREET SYDNEY NSW 2000 GPO BOX 2613 SYDNEY NSW 2001
Tel (02) 8216 6300 Fax (02) 8216 6311 Internet address: <http://www.ords.com.au>

This trade was executed by Ord Minnett Limited AFSL No 237121 ABN 86 002 733 048 and cleared by Pershing Securities Australia Pty Ltd AFSL No 338264 ABN 60 136 184 962.
Ord Minnett Limited is a Participant of ASX and Chi-X and the transaction(s) may have been executed on either or both of those markets

THIS CONFIRMATION IS A TAX INVOICE This confirmation is issued subject to the directions, decisions and requirements of ASX, Chi-X, the ASIC Market Integrity Rules (ASX Market), ASIC Market Integrity Rules (Chi-X Market), the Operating Rules of ASX and Chi-X, the ASX Clear Operating Rules, where relevant the ASX Settlement Operating Rules, the customs and usages of the ASX and Chi-X market and the correction of errors and omissions.

MR DAVID JAMES RANDELL + MRS TRACY LEE RANDELL
MACQ WRAP D78405 A/C
RANDELL SUPER FUND
8 ST TROPEZ TERRACE
BUNDALL QLD 4217

Recorded Registration Details
BOND STREET CUSTODIANS LIMITED
<MACQ WRAP D78405 A/C>
1 SHELLEY STREET
SYDNEY NSW 2000

Ord Minnett Limited has bought for you
COMPANY: TYRO PAYMENTS LIMITED
SECURITY: ORDINARY FULLY PAID

Market	ASX
Market Code:	TYR
ISIN	AU00000666508

Account No.	1670144
Advisor	D Wells/B Leeden
Confirmation No.	104424331
Confirmation Date	09/12/2020
Trade Date	04/12/2020

Last of Order
Minimum brokerage charged
Delivery vs Payment

ASX SETTLEMENT DATE 08/12/2020

QUANTITY	PRICE	CONSIDERATION
1	3.535000	3.54
9,999	3.540000	35,396.46
TOTAL	AVERAGE	TOTAL
10,000	3.540000	\$35,400.00

All brokerage and fees have been charged by Ord Minnett Limited

Brokerage	\$50.00
GST	\$5.00
AMOUNT DUE AND PAYABLE	\$35,455.00

Settlement Instructions

Clearing Participant:
Pershing Securities Australia Pty Ltd
ABN 60 136 184 962 AFSL No 338264
GPO Box 5343, Sydney NSW 2001
Participant of ASX Group

Settlement PID: 01792
All SWIFT Users to quote BIC: PSALAU21XXX

POSTED

CONFIRMATION

ORD MINNETT

BUY

Ord Minnett Limited
AFS Licence 237121 ABN 86 002 733 048
A Market Participant of ASX Limited

Level 8 NAB HOUSE 255 GEORGE STREET SYDNEY NSW 2000 GPO BOX [REDACTED] NSW 2001
Tel (02) 8216 6300 Fax (02) 8216 6311 Internet address: <http://www.ords.com.au>

This trade was executed by Ord Minnett Limited AFSL No 237121 ABN 86 002 733 048 and cleared by Pershing Securities Australia Pty Ltd AFSL No 338264 ABN 60 136 184 962. Ord Minnett Limited is a Participant of ASX and Chi-X and the transaction(s) may have been executed on either or both of those markets.

THIS CONFIRMATION IS A TAX INVOICE

This confirmation is issued subject to the directions, decisions and requirements of ASX, Chi-X, the ASIC Market Integrity Rules (ASX Market), ASIC Market Integrity Rules (Chi-X Market), the Operating Rules of ASX and Chi-X, the ASX Clear Operating Rules, where relevant the ASX Settlement Operating Rules, the customs and usages of the ASX and Chi-X market and the correction of errors and omissions.

MR DAVID JAMES RANDELL + MRS TRACY LEE RANDELL
MACQ WRAP D78405 A/C
RANDELL SUPER FUND
8 ST TROPEZ TERRACE
BUNDALL QLD 4217

Recorded Registration Details
BOND STREET CUSTODIANS LIMITED
<MACQ WRAP D78405 A/C>
1 SHELLEY STREET
SYDNEY NSW 2000

Ord Minnett Limited has bought for you
COMPANY: AURELIA METALS LIMITED
SECURITY: ORDINARY FULLY PAID

Market: ASX
Market Code: AMI
ISIN: AU000000AMI1

Account No. 1670144
Advisor D Wells/B Leeden
Confirmation No. 105225739
Confirmation Date 18/12/2020
Trade Date 18/12/2020

Last of Order
Minimum brokerage charged
Delivery vs Payment

QUANTITY	PRICE	CONSIDERATION
54,258	0.442500	24,009.17
742	0.445000	330.19

TOTAL	AVERAGE	TOTAL
55,000	0.442534	\$24,339.36

All brokerage and fees have been charged by Ord Minnett Limited

Brokerage \$50.00
GST \$5.00

ASX SETTLEMENT DATE 22/12/2020

AMOUNT DUE AND PAYABLE \$24,394.36

Settlement Instructions

Clearing Participant:
Pershing Securities Australia Pty Ltd
ABN 60 136 184 962 AFSL No 338264
GPO Box 5343, Sydney NSW 2001
Participant of ASX Group

Settlement PID: 01792
All SWIFT Users to quote BIC: PSALAU21XXX

POSTED

CONFIRMATION

ORD MINNETT

BUY

Ord Minnett Limited
AFS Licence 237121 ABN 86 002 733 048
A Market Participant of ASX Limited

Level 8 NAB HOUSE 255 GEORGE STREET SYDNEY NSW 2000 GPO BOX 2613 SYDNEY NSW 2001
Tel (02) 8216 6300 Fax (02) 8216 6311 Internet address: <http://www.ords.com.au>

This trade was executed by Ord Minnett Limited AFSL No 237121 ABN 86 002 733 048 and cleared by Pershing Securities Australia Pty Ltd AFSL No 338264 ABN 60 136 184 962. Ord Minnett Limited is a Participant of ASX and Chi-X and the transaction(s) may have been executed on either or both of those markets

THIS CONFIRMATION IS A TAX INVOICE

This confirmation is issued subject to the directions, decisions and requirements of ASX, Chi-X, the ASIC Market Integrity Rules (ASX Market), ASIC Market Integrity Rules (Chi-X Market), the Operating Rules of ASX and Chi-X, the ASX Clear Operating Rules, where relevant the ASX Settlement Operating Rules, the customs and usages of the ASX and Chi-X market and the correction of errors and omissions.

MR DAVID JAMES RANDELL + MRS TRACY LEE RANDELL
MACQ WRAP D78405 A/C
RANDELL SUPER FUND
8 ST TROPEZ TERRACE
BUNDALL QLD 4217

Recorded Registration Details
BOND STREET CUSTODIANS LIMITED
<MACQ WRAP D78405 A/C>
1 SHELLEY STREET
SYDNEY NSW 2000

Ord Minnett Limited has bought for you
COMPANY: WESTPAC BANKING CORPORATION
SECURITY: ORDINARY FULLY PAID

Market: ASX
Market Code: WBC
ISIN: AU000000WBC1

Account No. 1670144
Advisor D Wells/B Leeden
Confirmation No. 107595745
Confirmation Date 05/02/2021
Trade Date 05/02/2021

Last of Order
Minimum brokerage charged
Delivery vs Payment

QUANTITY	PRICE	CONSIDERATION
2,950	21.970000	64,811.50
TOTAL	AVERAGE	TOTAL
2,950	21.970000	\$64,811.50
All brokerage and fees have been charged by Ord Minnett Limited		
Brokerage		\$50.00
GST		\$5.00
AMOUNT DUE AND PAYABLE		\$64,866.50

ASX SETTLEMENT DATE 09/02/2021

Settlement Instructions

Clearing Participant:
Pershing Securities Australia Pty Ltd
ABN 60 136 184 962 AFSL No 338264
GPO Box 5343, Sydney NSW 2001
Participant of ASX Group

Settlement PID: 01792
All SWIFT Users to quote BIC: PSALAU21XXX

POSTED

CONFIRMATION

ORD MINNETT

BUY

Ord Minnett Limited
AFS Licence 237121 ABN 86 002 733 048
A Market Participant of ASX Limited

Level 8 NAB HOUSE 255 GEORGE STREET SYDNEY NSW 2000 GPO BOX 2613 SYDNEY NSW 2001
 Tel (02) 8216 6300 Fax (02) 8216 6311 Internet address: <http://www.ords.com.au>

This trade was executed by Ord Minnett Limited AFSL No 237121 ABN 86 002 733 048 and cleared by Pershing Securities Australia Pty Ltd AFSL No 338264 ABN 60 136 184 962.
 Ord Minnett Limited is a Participant of ASX and Chi-X and the transaction(s) may have been executed on either or both of those markets

THIS CONFIRMATION IS A TAX INVOICE

This confirmation is issued subject to the directions, decisions and requirements of ASX, Chi-X, the ASIC Market Integrity Rules (ASX Market), ASIC Market Integrity Rules (Chi-X Market), the Operating Rules of ASX and Chi-X, the ASX Clear Operating Rules, where relevant the ASX Settlement Operating Rules, the customs and usages of the ASX and Chi-X market and the correction of errors and omissions.

MR DAVID JAMES RANDELL + MRS TRACY LEE RANDELL
 MACQ WRAP D78405 A/C
 RANDELL SUPER FUND
 8 ST TROPEZ TERRACE
 BUNDALL QLD 4217

Recorded Registration Details

BOND STREET CUSTODIANS LIMITED
 <MACQ WRAP D78405 A/C>
 1 SHELLEY STREET
 SYDNEY NSW 2000

Ord Minnett Limited has bought for you
COMPANY: BHP GROUP LIMITED
SECURITY: ORDINARY FULLY PAID

Market: ASX
 Market Code: BHP
 ISIN: AU000000BHP4

Account No. 1670144
Advisor D Wells/B Leeden
Confirmation No. 107776950
Confirmation Date 08/02/2021
Trade Date 08/02/2021

Last of Order
 Minimum brokerage charged
 Delivery vs Payment

QUANTITY	PRICE	CONSIDERATION
825	44.770000	36,935.25
TOTAL	AVERAGE	TOTAL
825	44.770000	\$36,935.25
All brokerage and fees have been charged by Ord Minnett Limited		
Brokerage		\$50.00
GST		\$5.00
AMOUNT DUE AND PAYABLE		\$36,990.25

ASX SETTLEMENT DATE 10/02/2021

Settlement Instructions

Clearing Participant:
 Pershing Securities Australia Pty Ltd
 ABN 60 136 184 962 AFSL No 338264
 GPO Box 5343, Sydney NSW 2001
 Participant of ASX Group

Settlement PID: 01792
 All SWIFT Users to quote BIC: PSALAU21XXX

POSTED

CONFIRMATION**ORD MINNETT****BUY**

Ord Minnett Limited
 AFS Licence 237121 ABN 86 002 733 048
 A Market Participant of ASX Limited

Level 8 NAB HOUSE 255 GEORGE STREET SYDNEY NSW 2000 GPO BOX 2613 SYDNEY NSW 2001
 Tel (02) 8216 6300 Fax (02) 8216 6311 Internet address: <http://www.ords.com.au>

This trade was executed by Ord Minnett Limited AFSL No 237121 ABN 86 002 733 048 and cleared by Pershing Securities Australia Pty Ltd AFSL No 338264 ABN 60 136 184 962.
 Ord Minnett Limited is a Participant of ASX and Chi-X and the transaction(s) may have been executed on either or both of those markets

THIS CONFIRMATION IS A TAX INVOICE

This confirmation is issued subject to the directions, decisions and requirements of ASX, Chi-X, the ASIC Market Integrity Rules (ASX Market), ASIC Market Integrity Rules (Chi-X Market), the Operating Rules of ASX and Chi-X, the ASX Clear Operating Rules, where relevant the ASX Settlement Operating Rules, the customs and usages of the ASX and Chi-X market and the correction of errors and omissions.

MR DAVID JAMES RANDELL + MRS TRACY LEE RANDELL
 MACQ WRAP D78405 A/C
 RANDELL SUPER FUND
 8 ST TROPEZ TERRACE
 BUNDALL QLD 4217

Recorded Registration Details
 BOND STREET CUSTODIANS LIMITED
 <MACQ WRAP D78405 A/C>
 1 SHELLEY STREET
 SYDNEY NSW 2000

Ord Minnett Limited has bought for you
COMPANY: WOODSIDE PETROLEUM LTD
SECURITY: ORDINARY FULLY PAID

Market: ASX
 Market Code: WPL
 ISIN: AU000000WPL2

Account No. 1670144
Advisor D Wells/B Leeden
Confirmation No. 108457307
Confirmation Date 17/02/2021
Trade Date 17/02/2021

Last of Order
 Minimum brokerage charged
 Delivery vs Payment

QUANTITY	PRICE	CONSIDERATION
750	25.980000	19,485.00
TOTAL	AVERAGE	TOTAL
750	25.980000	\$19,485.00
All brokerage and fees have been charged by Ord Minnett Limited		
Brokerage		\$50.00
GST		\$5.00
AMOUNT DUE AND PAYABLE		\$19,540.00

ASX SETTLEMENT DATE 19/02/2021

Settlement Instructions

Clearing Participant:
 Pershing Securities Australia Pty Ltd
 ABN 60 136 184 962 AFSL No 338264
 GPO Box 5343, Sydney NSW 2001
 Participant of ASX Group

Settlement PID: 01792
 All SWIFT Users to quote BIC: PSALAU21XXX

POSTED

CONFIRMATION**ORD MINNETT****BUY**

Ord Minnett Limited
 AFS Licence 237121 ABN 86 002 733 048
 A Market Participant of ASX Limited

Level 8 NAB HOUSE 255 GEORGE STREET SYDNEY NSW 2000 GPO BOX 2613 SYDNEY NSW 2001
 Tel (02) 8216 6300 Fax (02) 8216 6311 Internet address: <http://www.ords.com.au>

This trade was executed by Ord Minnett Limited AFSL No 237121 ABN 86 002 733 048 and cleared by Pershing Securities Australia Pty Ltd AFSL No 338264 ABN 60 136 184 962.
 Ord Minnett Limited is a Participant of ASX and Chi-X and the transaction(s) may have been executed on either or both of those markets

THIS CONFIRMATION IS A TAX INVOICE

This confirmation is issued subject to the directions, decisions and requirements of ASX, Chi-X, the ASIC Market Integrity Rules (ASX Market), ASIC Market Integrity Rules (Chi-X Market), the Operating Rules of ASX and Chi-X, the ASX Clear Operating Rules, where relevant the ASX Settlement Operating Rules, the customs and usages of the ASX and Chi-X market and the correction of errors and omissions.

MR DAVID JAMES RANDELL + MRS TRACY LEE RANDELL
 MACQ WRAP D78405 A/C
 RANDELL SUPER FUND
 8 ST TROPEZ TERRACE
 BUNDALL QLD 4217

Recorded Registration Details
 BOND STREET CUSTODIANS LIMITED
 <MACQ WRAP D78405 A/C>
 1 SHELLEY STREET
 SYDNEY NSW 2000

Ord Minnett Limited has bought for you

COMPANY: BETASHARES GLOBAL ENERGY COMPANIES ETF - CURRENCY
SECURITY: BETASHARES GLOBAL ENERGY CO ETF - CURRENCY HEDGED

Market: ASX
 Market Code: FUEL
 ISIN: AU000000FUEL4

Account No. 1670144
Advisor D Wells/B Leeden
Confirmation No. 108745566
Confirmation Date 19/02/2021
Trade Date 19/02/2021

Last of Order
 Minimum brokerage charged
 Delivery vs Payment

QUANTITY	PRICE	CONSIDERATION
9,850	4.060000	39,991.00
TOTAL	AVERAGE	TOTAL
9,850	4.060000	\$39,991.00
All brokerage and fees have been charged by Ord Minnett Limited		
Brokerage		\$50.00
GST		\$5.00
AMOUNT DUE AND PAYABLE		\$40,046.00

ASX SETTLEMENT DATE 23/02/2021

Settlement Instructions

Clearing Participant:
 Pershing Securities Australia Pty Ltd
 ABN 60 136 184 962 AFSL No 338264
 GPO Box 5343, Sydney NSW 2001
 Participant of ASX Group

Settlement PID: 01792
 All SWIFT Users to quote BIC: PSALAU21XXX

POSTED

Capital Gains Reconciliation Report

For The Period 01 July 2020 - 30 June 2021



	Total	Discounted	Indexed	Other	Notional
Losses available to offset					
Carried forward from prior losses	329,194.00				
Carried forward from prior losses - Collectables	0.00				
Current year capital losses	13,401.42				
Current year capital losses - Collectables	0.00				
Total Losses Available	342,595.42				
Total Losses Available - Collectables	0.00				
Capital Gains					
Capital gains from disposal of assets	15,890.02	5,890.19	0.00	9,999.83	0.00
Capital gains from disposal of assets - Collectables	0.00	0.00	0.00	0.00	0.00
Capital gains from trust distributions	1,924.43	1,653.03	0.00	271.40	0.00
Capital Gains Before Losses applied	17,814.45	7,543.22	0.00	10,271.23	0.00
Losses and discount applied					
Losses applied	17,814.46	7,543.23	0.00	10,271.23	0.00
Losses applied - Collectables	0.00	0.00	0.00	0.00	0.00
Capital gains after losses applied	0.00	0.00	0.00	0.00	0.00
Capital gains after losses applied - Collectables	0.00	0.00	0.00	0.00	0.00
CGT Discount applied	0.00				
CGT Discount applied - Collectables	0.00				

Randell Super Fund

Capital Gains Reconciliation Report

For The Period 01 July 2020 - 30 June 2021



Simmons
Livingstone
& Associates

	Total	Discounted	Indexed	Other	Notional
Net Capital Gain					
Net capital gain	0.00				
Net capital gain - Collectables	0.00				
Total Net Capital Gain (11A)	0.00				
Net Capital Losses Carried Forward to later income					
Net Capital Losses Carried Forward to later income years	324,780.96				
Net Capital Losses Carried Forward to later income years - Collectables	0.00				
Total Net Capital Losses Carried Forward to later income years (14V)	324,780.96				

Note

Refer to Realised Gains Report for details of Disposals at a Security level

Refer to Distribution Reconciliation Report for Trust Distribution details at a Security level