

---

# **Workpapers - 2021 Financial Year**

## **AMN SUPER FUND**

Preparer: Desiree Yutuc

Reviewer: Steven Lee

Printed: 05 July 2023

---

## Lead Schedule

2021 Financial Year

Code	Workpaper	CY Balance	LY Balance	Change	Status
23900	Dividends Received	(\$294.82)	(\$160.67)	83.49%	Completed
24200	Contributions	(\$240.28)	(\$153.58)	56.45%	Completed
24700	Changes in Market Values of Investments	\$1,777.53	\$5,575.77	(68.12)%	Completed
25000	Interest Received	(\$5.75)	(\$15.08)	(61.87)%	Completed
26500	Other Investment Income		(\$19.95)	100%	Completed
30100	Accountancy Fees	\$670.00	\$620.00	8.06%	Completed
30400	ATO Supervisory Levy	\$259.00		100%	Completed
30700	Auditor's Remuneration	\$450.00	\$450.00	0%	Completed
30800	ASIC Fees	\$55.00		100%	Completed
46000	Benefits Paid/Transfers Out	\$10,000.00	\$10,000.00	0%	Completed
48500	Income Tax Expense	(\$187.88)	\$241.77	(177.71)%	Completed
49000	Profit/Loss Allocation Account	(\$12,482.80)	(\$16,538.26)	(24.52)%	Completed
50000	Members	(\$30,869.29)	(\$43,352.09)	(28.79)%	Completed
60400	Bank Accounts	\$11,993.59	\$11,705.83	2.46%	Completed
68000	Sundry Debtors	\$446.58	\$5,047.23	(91.15)%	Completed
77600	Shares in Listed Companies (Australian)	\$19,658.01	\$27,910.51	(29.57)%	Completed
78000	Stapled Securities			0%	Completed

Code	Workpaper	CY Balance	LY Balance	Change	Status
85000	Income Tax Payable /Refundable	(\$53.89)	(\$241.48)	(77.68)%	Completed
88000	Sundry Creditors	(\$1,175.00)	(\$1,070.00)	9.81%	Completed
A	Financial Statements				Completed
B	Permanent Documents				Completed
C	Other Documents				Completed
D	Pension Documentation				Completed
E	Estate Planning				Completed

# 23900 - Dividends Received

2021 Financial Year

Preparer Desiree Yutuc

Reviewer Steven Lee

Status Completed

Account Code	Description	CY Balance	LY Balance	Change
ANZ.AX	Australia And New Zealand Banking Group Limited	(\$41.40)	(\$48.20)	(14.11)%
AVH.AX	Avita Medical Inc.	(\$3.51)		100%
BVS.AX	Bravura Solutions Limited.	(\$43.25)		100%
KGN.AX	Kogan.com Ltd	(\$104.48)	(\$49.80)	109.8%
MVP.AX	Medical Developments International Limited		(\$3.74)	100%
NAB.AX	National Australia Bank Limited	(\$42.60)	(\$58.93)	(27.71)%
ZNO.AX	Zono Group Limited	(\$59.58)		100%
<b>TOTAL</b>				
		<b>CY Balance</b>	<b>LY Balance</b>	
		(\$294.82)	(\$160.67)	

## Supporting Documents

- Dividend Reconciliation Report [Report](#)
- Investment Income Comparison Report [Report](#)
- AVH\_Corporate\_Action\_Confirmation\_2020\_06\_30.pdf [AVH.AX](#)
- AVH\_Payment\_Advice\_2020\_07\_17.pdf [AVH.AX](#)
- ZNO\_dividend.pdf [ZNO.AX](#)

## Standard Checklist

- Attach copies of all dividend statements
- Attach copy of Dividend Reconciliation Report
- Attach copy of Investment Income Comparison Report



## AMN SUPER FUND

# Investment Income Comparison Report

As at 30 June 2021

Investment	Ledger Data			ASX & UUT Data							
	Transaction Date	Income Amount	Franking Credit	Date Payable	Ex Div/Dist Date	Units On Hand	45 Day Qualified	Amount per share/unit	Estimated Income	Estimated Franking*	
<b>Reconciled</b>											
<b>Shares in Listed Companies (Australian)</b>											
ANZ.AX	Australia And New Zealand Banking Group Limited	30/09/2020	17.25	7.39	30/09/2020	24/08/2020	69.00	69.00	0.2500	17.25	7.39
ANZ.AX	Australia And New Zealand Banking Group Limited	16/12/2020	24.15	10.35	16/12/2020	09/11/2020	69.00	69.00	0.3500	24.15	10.35
BVS.AX	Bravura Solutions Limited.	26/03/2021	81.25		26/03/2021	03/03/2021	3,125.00	3,125.00	0.0260	81.25	0.00
KGN.AX	Kogan.com Ltd	31/05/2021	104.48		31/05/2021	08/03/2021	653.00	0.00	0.1600	104.48	0.00
NAB.AX	National Australia Bank Limited	03/07/2020	21.30	9.13	03/07/2020	01/05/2020	71.00	71.00	0.3000	21.30	9.13
NAB.AX	National Australia Bank Limited	10/12/2020	21.30	9.13	10/12/2020	12/11/2020	71.00	71.00	0.3000	21.30	9.13
ZNO.AX	Zoono Group Limited	21/09/2020	110.58		21/09/2020	04/09/2020	3,686.00	0.00	0.0300	110.58	0.00
			<b>380.31</b>	<b>36.00</b>					<b>1.4160</b>	<b>380.31</b>	<b>36.00</b>
<b>Unreconciled</b>											
<b>Shares in Listed Companies (Australian)</b>											
AVH.AX	Avita Medical Inc.	17/07/2020	3.51								
			<b>3.51</b>								
			<b>383.82</b>	<b>36.00</b>					<b>1.4160</b>	<b>380.31</b>	<b>36.00</b>

\*Franking credit is estimated using 45 day qualified units. The estimation might not be accurate for preference shares and hedging arrangements.

**AMN SUPER FUND**

**Dividend Reconciliation Report**

For The Period 01 July 2020 - 30 June 2021

Date	Net Payment Received	Australian Income			Foreign Income			Withheld		
		Unfranked	Franked	Franking Credits	Foreign Income	Foreign Credits	NZ Credits	TFN Withheld	Non-Resident	LIC Deduction
<b>Shares in Listed Companies (Australian)</b>										
ANZ.AX Australia And New Zealand Banking Group Limited										
30/09/2020	17.25	0.00	17.25	7.39						
16/12/2020	24.15	0.00	24.15	10.35						
	41.40	0.00	41.40	17.74						
AVH.AX Avita Medical Inc.										
17/07/2020	3.51	3.51								
	3.51	3.51								
BVS.AX Bravura Solutions Limited.										
26/03/2021	43.25	81.25						38.00		
	43.25	81.25						38.00		
KGN.AX Kogan.com Ltd										
31/05/2021	104.48	104.48								
	104.48	104.48								
NAB.AX National Australia Bank Limited										
03/07/2020	21.30	0.00	21.30	9.13						
10/12/2020	21.30	0.00	21.30	9.13						

**AMN SUPER FUND**

**Dividend Reconciliation Report**

For The Period 01 July 2020 - 30 June 2021

Date	Net Payment Received	Australian Income			Foreign Income			Withheld		
		Unfranked	Franked	Franking Credits	Foreign Income	Foreign Credits	NZ Credits	TFN Withheld	Non-Resident	LIC Deduction
	42.60	0.00	42.60	18.26						
ZNO.AX Zoono Group Limited										
21/09/2020	59.58	110.58					62.88	51.00		
	59.58	110.58					62.88	51.00		
	<b>294.82</b>	<b>299.82</b>	<b>84.00</b>	<b>36.00</b>			<b>62.88</b>	<b>89.00</b>		
<b>TOTAL</b>	<b>294.82</b>	<b>299.82</b>	<b>84.00</b>	<b>36.00</b>			<b>62.88</b>	<b>89.00</b>		

**Tax Return Reconciliation**

	Totals	Tax Return Label
Unfranked	299.82	J
Franked Dividends	84.00	K
Franking Credits	36.00	L

┌ 016738 000 AVH



NIEC PTY LTD  
<AMN SUPER FUND A/C>  
11/34 HILL AVE  
BURLEIGH HEADS QLD 4220

HIN WITHHELD COY

30 June 2020

Dear Securityholder,

**Implementation of the scheme of arrangement - redomiciliation of AVITA Medical Limited and its subsidiaries from Australia to the United States of America**

On 15 June 2020, AVITA Medical Limited (**Company**) shareholders approved the scheme of arrangement (**Scheme**) between the Company and its shareholders, as detailed in the Scheme Booklet dated 11 May 2020. The Federal Court of Australia subsequently approved the Scheme on 22 June 2020, with the Scheme being implemented on 29 June 2020.

The effect of the Scheme implementation is as follows:

- all ordinary shares in the Company (**Shares**) have been transferred to AVITA Therapeutics, Inc. (**Avita US**);
- the existing listing of the Company on the ASX (as its primary listing) and on NASDAQ (as its secondary listing) has been replaced with a new listing of Avita US on NASDAQ (as its primary listing) and on the ASX (as its secondary listing);
- all Eligible Shareholders (as defined in the Scheme Booklet) other than The Bank of New York Mellon (**ADS Depository**) as at 25 June 2020 (the **Record Date** that determined entitlements to receive CHESSE Depository Interests (**CDIs**) in Avita US (**Avita US CDIs**)) were issued 5 Avita US CDIs for every 100 Shares held on the Record Date (**Scheme Consideration**);
- the ADS Depository (who held Shares for the benefit of holders of American Depositary Shares (**ADSs**) in the Company (**ADS Holders**)) was issued one share of common stock in Avita US (**Avita US Share**) for every 100 Shares held by it on the Record Date and will distribute those Avita US Shares to ADS Holders, who will receive one Avita US Share for every 5 ADSs held by them on the Record Date;
- where an Eligible Shareholder would otherwise have been entitled under the Scheme to a fraction of an Avita US CDI or a number of Avita US CDIs that were not sufficient to equate to a whole Avita US Share as part of the Scheme Consideration (each a **Fractional Shareholder Interest**), their Fractional Shareholder Interests were aggregated with all other Fractional Shareholder Interests and issued to the Sale Agent to be sold under the sale facility described in section 11.5 of the Scheme Booklet. The net sale proceeds from the sale of those Fractional Shareholder Interests will be distributed in accordance with the sale facility as soon as reasonably practicable; and
- Avita US CDIs commenced trading on the ASX (using the Company's existing ticker code, "AVH") on a deferred settlement basis on 24 June 2020 and commenced trading on a normal settlement basis on 30 June 2020.

Avita US is preparing for its Avita US Shares to be admitted to trading on the NASDAQ, with trading expected to commence promptly after the date of implementation of the Scheme (being 29 June 2020).

**Confirmation of your Avita US CDI holding**

If you are an Issuer Sponsored Holder, your holding statement showing the issue of the Avita US CDIs is enclosed. If you are a CHESS Holder, you will receive your holding statement from ASX Settlement Pty Limited after the end of the month. A CHESS confirmation advice is enclosed for your reference.

Please note that your Issuer Sponsored Securityholder Reference Number (SRN), or, if you are a CHESS holder, your Holder Identification Number (HIN), should be regarded as confidential and you should avoid disclosing it to anyone other than our registry service provider, Computershare Investor Services Pty Limited (**Computershare**), or your stockbroker. Your holding statement should be kept in a safe place.

**Managing your Avita US CDI holding**

Avita US encourages all securityholders to opt to receive all securityholder communications in electronic form.

By registering for Computershare's free self-service website at [www.investorcentre.com/au](http://www.investorcentre.com/au), you can:

- view the number of CDIs you hold;
- provide your account details to receive dividends by direct credit; and
- register your email address and elect for communications to be received electronically.

Some personal information previously recorded on the Company register at the Record Date has been applied to your Avita US CDI holding as part of the Scheme implementation process. This information includes any binding instruction or notification between you and the Company in respect of your Shares (such as payment instructions, email addresses and communication preferences) as at the Record Date.

The personal information applied to your Avita US CDI holding can also be viewed and updated online at [www.investorcentre.com/au](http://www.investorcentre.com/au). You will need your SRN or HIN located at the top of this letter to access or update any details.

**Tax Implications**

A general summary of relevant taxation implications for the Company's shareholders in Australia, the United States and Hong Kong (as at the Record Date) is contained in section 10 of the Scheme Booklet. As this summary is general in nature, this information does not take into account the individual circumstances of particular holders and does not constitute tax advice. It is intended as a general guide only and holders should seek independent professional advice on the tax implications of the Scheme based on their own individual circumstances.

**Holder Enquiries**

If you have any enquiry with respect to the above or your Avita US CDI holding, please contact Computershare on 1300 850 505 (within Australia) or +61 3 9415 4000 (outside Australia).

Yours faithfully



**Lou Panaccio**

Chair

AVITA Therapeutics, Inc.



AVITA Therapeutics, Inc.  
ARBN 641 288 155

AVH



NIEC PTY LTD  
<AMN SUPER FUND A/C>  
11/34 HILL AVE  
BURLEIGH HEADS QLD 4220

Incorporated in Delaware, USA

ASX Code AVH

Security class: CHESS DEPOSITARY INTERESTS

## Update your information:



### Online:

[www.investorcentre.com/contact](http://www.investorcentre.com/contact)



### By Mail:

Computershare Investor Services Pty Limited  
GPO Box 2975 Melbourne  
Victoria 3001 Australia

## Enquiries:

(within Australia) 1300 850 505  
(international) +61 3 9415 4000

## Holder Identification Number (HIN)

HIN WITHHELD

**Important:** You will need to quote this number and name of issuer for all future dealings in these securities. Keep it safe and confidential.

Tax File Number/ABN:

Not quoted

Page Number:

1 of 1

## CHESS Allotment Confirmation Notice as at 29 June 2020

**THIS ADVICE CONFIRMS THE ALLOTMENT OF 675  
CHESS DEPOSITARY INTERESTS IN AVITA  
THERAPEUTICS, INC. ON 29 JUNE 2020 TO THE ABOVE  
NAMED, PURSUANT TO THE IMPLEMENTATION OF  
THE AVITA MEDICAL LIMITED SCHEME OF  
ARRANGEMENT**

IF THE DETAILS ABOVE ARE INCORRECT, PLEASE ADVISE THIS OFFICE IMMEDIATELY



AVITA Therapeutics, Inc.  
ARBN 641 288 155

002748 000 AVH



NIEC PTY LTD  
<AMN SUPER FUND A/C>  
11/34 HILL AVE  
BURLEIGH HEADS QLD 4220

## Update your information:

**Online:**  
www.investorcentre.com/contact

**By Mail:**  
Computershare Investor Services Pty Limited  
GPO Box 2975 Melbourne  
Victoria 3001 Australia

## Enquiries:

(within Australia) 1300 850 505  
(international) +61 3 9415 4000

## Holder Identification Number (HIN)

**HIN WITHHELD**

ASX Code	AVH
TFN/ABN	Not required
Payment Date	17 July 2020
Direct Credit Reference No.	804294

## Scheme of Arrangement - Sale Facility Payment

Dear Securityholder,

As set out in section 11.5 of the Scheme Booklet dated 11 May 2020 that was issued in connection with the scheme of arrangement between AVITA Medical Limited (**Company**) and AVITA Therapeutics, Inc. (**Avita US**) (**Scheme**), Avita US issued to the Sale Agent (in the form of CHESS Depositary Interests (**CDIs**) in Avita US (**Avita US CDIs**), the shares of common stock in Avita US and Avita US CDIs that would otherwise have been issued under the Scheme to (a) Ineligible Shareholders and (b) Fractional Shareholders.

The Sale Agent has now sold the Avita US CDIs on ASX through the Sale Facility in accordance with section 11.5 of the Scheme Booklet. You have received this payment advice because you are entitled to net sale proceeds relating to your entitlement under items (a) or (b) above. As a result of the Scheme, your holding balance in the Company has been reduced to zero.

Terms defined in this advice have the same meaning in the Scheme Booklet (unless the context otherwise requires.) Please refer to the Scheme Booklet for further details, a copy of which is available on the Company's website (www.avitamedical.com) and on the ASX website (www.asx.com.au).

Class Description	Amount Per CDI (A\$)	CDIs Sold	Sale Proceeds (A\$)
Avita US CDIs	\$8.785355	0.4	\$3.51

**Note:** You should retain this statement to assist you in preparing your tax return.

## Your Payment Instruction

COMMONWEALTH BANK OF AUSTRALIA  
BSB: 067-167 Account number: XXXXXX04

Amount Deposited

**AUD\$3.51**

If payment cannot be made to the above instruction, a cheque will be forwarded to your registered address.

NIEC PTY LTD  
<AMN SUPER FUND A/C>  
11/34 HILL AVE  
BURLEIGH HEADS QLD 4220

**Reference Number:** S00117711439

**TFN/ABN Status:** Not Quoted

**Subregister:** CHES

**Record Date:** 07/09/2020

**Payment Date:** 21/09/2020

## Dividend Statement

**Payment Description:** Zoono Group Limited - Maiden Payment

**Security Class:** Fully Paid Ordinary Shares

**ASX Code:** ZNO

Number of shares held at Record Date	Dividend Rate per share (AUD)	Gross Dividend (AUD)	Withholding Tax <sup>1</sup> (AUD)	Net Dividend (AUD)	Franked Amount <sup>2</sup> (AUD)	Unfranked Amount <sup>3</sup> (AUD)	Franking Credit (AUD)	NZ Imputation Credit <sup>4</sup> (NZD)
3,686	\$0.03	\$110.58	\$51.00	\$59.58	Nil	\$110.58	Nil	\$46.00

/0.7315  
62.88

- This withholding tax applies to you if:
  - A resident of Australia and your TFN or ABN has not been recorded by the share registry. TFN withholding tax is deducted from the gross unfranked portion of the dividend at the highest marginal rate applying to personal income; or
  - A non-resident of Australia. Non-resident withholding tax (30%) is deducted from the gross unfranked portion of the dividend unless you are a resident of a country which has entered into a Double Tax Agreement with Australia. In that case a lower rate (generally 15%) may apply. There is no withholding tax to non-resident shareholders as it is conduit foreign income.
- This dividend is 0% franked.
- Please note that the unfranked portion of the dividend is conduit foreign income.
- The NZ imputation ratio has been calculated at NZ\$0.01247831 per share.  
The imputation credit is sourced from a fully imputed dividend received from Zoono Ltd (NZ). Through the adoption of the trans-tasman imputation system, the NZ imputation credits can be passed onto shareholders.

### Additional Information

The information provided is of a general nature only rather than taxation advice. If you require further information relating to your personal tax position, it is recommended that you seek appropriate independent professional taxation advice.

### New Zealand Resident Shareholders

Information is being provided about the NZ Imputation Credits available to New Zealand resident shareholders under the Trans Tasman Imputation Scheme. Your entitlement to an imputation credit will depend on what option you choose to tax the receipt of these dividends. For example, if you opt to apply the Foreign Investment Fund (FIF) rules, you may only be able claim a proportion of the NZ Imputation Credit.

### For All Other Shareholders

The information concerning NZ Imputation Credits is not relevant to your tax position.



---

## Direct Credit Instruction

The total net payment has been paid in accordance with your instructions as shown below:

<b>Bank Domicile:</b>	AUS	<b>Receipt Currency:</b>	AUD
<b>Bank Account Type:</b>	Domestic	<b>Amount Deposited:</b>	59.58
<b>Bank Code:</b>	067-167		
<b>Account Number:</b>	*****104		
<b>Account Name:</b>	NIEC PTY LTD AMN SUPER FUND A/C		
<b>Exchange Rate:</b>	N/A		

Please check the above details are correct and the payment has been credited to your account.

**Please retain this statement for taxation purposes**



# Email is more rewarding

Switch to email communications and earn instant rewards



Choose to receive all your Zoono Group Limited shareholder communications by email and get access to a great range of special offers from over 40 providers, including some of Australia's most popular brands. It's a great way to reduce the environmental impact of paper usage and ensure receipt of key shareholder communications immediately, and only takes a few minutes.

### Quick, simple, secure.

Change your communication preference at any time. Log into [www.investorserve.com.au](http://www.investorserve.com.au) or contact BoardRoom on **1300 737 760** (within AUS) or **(+61) 2 9290 9600**.

Some of our reward partners include:



REDEEM



Visit [www.boardroomlimited.com.au/rewards/zoono](http://www.boardroomlimited.com.au/rewards/zoono)



Enter N242741577 your unique code and follow the prompts



Select your reward by adding to cart and completing the purchase



Enjoy!

This page has been intentionally left blank

# 24200 - Contributions

2021 Financial Year

**Preparer** Desiree Yutuc

**Reviewer** Steven Lee

**Status** Completed

Account Code	Description	CY Balance	LY Balance	Change
NIEANN00001A	(Contributions) Niec, Anna Monica - Accumulation (Accumulation)	(\$240.28)	(\$153.58)	56.45%
<b>TOTAL</b>		<b>CY Balance</b>	<b>LY Balance</b>	
		(\$240.28)	(\$153.58)	

## Supporting Documents

- Contributions Breakdown Report [Report](#)

## Standard Checklist

- Attach copies of S290-170 notices (if necessary)
- Attach copy of Contributions Breakdown Report
- Attach SuperStream Contribution Data Report
- Check Fund is registered for SuperStream (if necessary)
- Ensure all Contributions have been allocated from Bank Accounts
- Ensure Work Test is satisfied if members are over 65

**AMN SUPER FUND**

**Contributions Breakdown Report**

For The Period 01 July 2020 - 30 June 2021

**Summary**

Member	D.O.B	Age (at 30/06/2020)	Total Super Balance (at 30/06/2020) *1	Concessional	Non-Concessional	Other	Reserves	Total
Niec, Anna Monica	Provided	50	43,352.09	240.28	0.00	0.00	0.00	240.28
<b>All Members</b>				<b>240.28</b>	<b>0.00</b>	<b>0.00</b>	<b>0.00</b>	<b>240.28</b>

\*1 TSB can include information external to current fund's transaction records. The amount is per individual across all funds.

**Contribution Caps**

Member	Contribution Type	Contributions	Cap	Current Position
Niec, Anna Monica	Concessional	240.28	74,846.42	74,606.14 Below Cap
	(5 year carry forward cap available)			
	Non-Concessional	0.00	100,000.00	100,000.00 Below Cap

**Carry Forward Unused Concessional Contribution Cap**

Member	2016	2017	2018	2019	2020	2021	Current Position
Niec, Anna Monica							
Concessional Contribution Cap	30,000.00	30,000.00	25,000.00	25,000.00	25,000.00	25,000.00	
Concessional Contribution	0.00	0.00	0.00	0.00	153.58	240.28	
Unused Concessional Contribution	0.00	0.00	0.00	25,000.00	24,846.42	24,759.72	
Cumulative Carry Forward Unused	N/A	N/A	N/A	0.00	25,000.00	49,846.42	
Maximum Cap Available	30,000.00	30,000.00	25,000.00	25,000.00	50,000.00	74,846.42	74,606.14 Below Cap
Total Super Balance	0.00	0.00	57,397.05	61,152.02	59,890.35	43,352.09	

**NCC Bring Forward Caps**

Member	Bring Forward Cap	2018	2019	2020	2021	Total	Current Position
Niec, Anna Monica	N/A	0.00	0.00	0.00	0.00	N/A	Bring Forward Not Triggered

**Niec, Anna Monica**

Date	Transaction Description	Contribution Type	Ledger Data				SuperStream Data					
			Concessional	Non-Concession	Other	Reserves	Contribution	Employer	Concessional	Non-Concess	Other	
28/08/2020	Deposit Jura Austral Jura	Employer	140.28									
02/11/2020	Deposit Anna Niec Contribution	Employer	100.00									
<b>Total - Niec, Anna Monica</b>			<b>240.28</b>	<b>0.00</b>	<b>0.00</b>	<b>0.00</b>			<b>0.00</b>	<b>0.00</b>	<b>0.00</b>	
<b>Total for All Members</b>			<b>240.28</b>	<b>0.00</b>	<b>0.00</b>	<b>0.00</b>						

# 24700 - Changes in Market Values of Investments

2021 Financial Year

Preparer Desiree Yutuc

Reviewer Steven Lee

Status Completed

Account Code	Description	CY Balance	LY Balance	Change
24700	Changes in Market Values of Investments	\$1,777.53	\$5,575.77	(68.12)%
<b>TOTAL</b>		<b>CY Balance</b>	<b>LY Balance</b>	
		\$1,777.53	\$5,575.77	

## Supporting Documents

- Realised Capital Gain Report [Report](#)
- Market Movement [Report](#)
- Net Capital Gains Reconciliation [Report](#)

## Standard Checklist

- Attach copies of Source Documentation (Contract Notes, Broker Statements, Chess Statements, Contracts of Sale, Managed Fund Statements etc)
- Attach copy of Market Movement report
- Attach copy of Net Capital Gains Reconciliation
- Attach copy of Realised Capital Gain Report
- Ensure all Asset Disposals have been entered
- Ensure all Market Values have been entered for June 30
- Ensure all Tax Deferred Distributions have been entered

AMN SUPER FUND

Market Movement Report

As at 30 June 2021

Investment	Date	Description	Unrealised				Realised			Total
			Units	Accounting Cost Movement	Market Movement	Depreciation	Balance	Consideration	Accounting Cost Base	
A2M.AX - The A2 Milk Company Limited										
	01/07/2020	Opening Balance	0.00	0.00	0.00	0.00	0.00	0.00	0.00	0.00
	18/08/2020	Purchase	273.00	5,002.20	0.00	0.00	5,002.20	0.00	0.00	0.00
	21/08/2020	Disposal	(273.00)	(5,002.20)	0.00	0.00	0.00	5,063.31	5,002.20	61.11
	24/08/2020	Purchase	437.00	8,008.31	0.00	0.00	8,008.31	0.00	0.00	0.00
	24/08/2020	Purchase	443.00	8,016.10	0.00	0.00	16,024.41	0.00	0.00	0.00
	24/08/2020	Disposal	(437.00)	(8,008.31)	0.00	0.00	8,016.10	8,130.10	8,008.31	121.79
	03/09/2020	Purchase	470.00	8,000.55	0.00	0.00	16,016.65	0.00	0.00	0.00
	03/09/2020	Disposal	(470.00)	(8,475.71)	0.00	0.00	7,540.94	7,885.45	8,475.71	(590.26)
	23/09/2020	Disposal	(443.00)	(7,540.94)	0.00	0.00	0.00	7,444.60	7,540.94	(96.34)
	<b>30/06/2021</b>		<b>0.00</b>	<b>0.00</b>	<b>0.00</b>	<b>0.00</b>	<b>0.00</b>	<b>28,523.46</b>	<b>29,027.16</b>	<b>(503.70)</b>
AAC.AX - Australian Agricultural Company Limited.										
	27/11/2020	Purchase	7,860.00	9,019.65	0.00	0.00	9,019.65	0.00	0.00	0.00
	09/02/2021	Disposal	(7,860.00)	(9,019.65)	0.00	0.00	0.00	8,822.55	9,019.65	(197.10)
	<b>30/06/2021</b>		<b>0.00</b>	<b>0.00</b>	<b>0.00</b>	<b>0.00</b>	<b>0.00</b>	<b>8,822.55</b>	<b>9,019.65</b>	<b>(197.10)</b>
ANZ.AX - Australia And New Zealand Banking Group Limited										
	01/07/2020	Opening Balance	69.00	0.00	0.00	0.00	1,286.16	0.00	0.00	0.00
	24/02/2021	Disposal	(69.00)	(1,920.90)	0.00	0.00	(634.74)	1,830.63	1,920.90	(90.27)
	24/02/2021	Writeback	0.00	0.00	317.37	0.00	(317.37)	0.00	0.00	0.00
	28/06/2021	Purchase	321.00	9,001.53	0.00	0.00	8,684.16	0.00	0.00	0.00
	30/06/2021	Revaluation	0.00	0.00	351.99	0.00	9,036.15	0.00	0.00	0.00
	<b>30/06/2021</b>		<b>321.00</b>	<b>7,080.63</b>	<b>669.36</b>	<b>0.00</b>	<b>9,036.15</b>	<b>1,830.63</b>	<b>1,920.90</b>	<b>(90.27)</b>
AVH.AX - Avita Medical Inc.										
	01/07/2020	Opening Balance	125.00	0.00	0.00	0.00	1,125.00	0.00	0.00	0.00
	13/07/2020	Purchase	726.00	5,014.83	0.00	0.00	6,139.83	0.00	0.00	0.00
	11/08/2020	Disposal	(726.00)	(6,021.14)	0.00	0.00	118.69	5,018.49	6,021.14	(1,002.65)
	11/08/2020	Writeback	0.00	0.00	3,835.56	0.00	3,954.25	0.00	0.00	0.00
	11/11/2020	Disposal	(125.00)	(863.43)	0.00	0.00	3,090.82	761.54	863.43	(101.89)
	11/11/2020	Writeback	0.00	0.00	660.39	0.00	3,751.21	0.00	0.00	0.00
	30/06/2021	Revaluation	0.00	0.00	(3,751.21)	0.00	0.00	0.00	0.00	0.00
	<b>30/06/2021</b>		<b>0.00</b>	<b>(1,869.74)</b>	<b>744.74</b>	<b>0.00</b>	<b>0.00</b>	<b>5,780.03</b>	<b>6,884.57</b>	<b>(1,104.54)</b>



AMN SUPER FUND

Market Movement Report

As at 30 June 2021

Investment	Date	Description	Unrealised				Realised			Total
			Units	Accounting Cost Movement	Market Movement	Depreciation	Balance	Consideration	Accounting Cost Base	
BEN.AX - Bendigo And Adelaide Bank Limited										
	31/07/2020	Purchase	729.00	4,918.83	0.00	0.00	4,918.83	0.00	0.00	0.00
	31/07/2020	Disposal	(729.00)	(4,918.83)	0.00	0.00	0.00	4,973.70	4,918.83	54.87
	31/07/2020	Purchase	751.00	4,991.57	0.00	0.00	4,991.57	0.00	0.00	0.00
	10/08/2020	Disposal	(751.00)	(4,991.57)	0.00	0.00	0.00	5,056.81	4,991.57	65.24
	18/08/2020	Purchase	775.00	5,041.95	0.00	0.00	5,041.95	0.00	0.00	0.00
	24/08/2020	Disposal	(775.00)	(5,041.95)	0.00	0.00	0.00	5,048.55	5,041.95	6.60
	03/09/2020	Purchase	1,263.00	8,014.74	0.00	0.00	8,014.74	0.00	0.00	0.00
	03/09/2020	Disposal	(1,263.00)	(8,014.74)	0.00	0.00	0.00	8,075.88	8,014.74	61.14
	10/09/2020	Purchase	1,263.00	8,052.63	0.00	0.00	8,052.63	0.00	0.00	0.00
	10/09/2020	Purchase	1,273.00	8,039.85	0.00	0.00	16,092.48	0.00	0.00	0.00
	10/09/2020	Purchase	2,560.00	16,029.95	0.00	0.00	32,122.43	0.00	0.00	0.00
	10/09/2020	Disposal	(2,536.00)	(16,092.48)	0.00	0.00	16,029.95	15,820.05	16,092.48	(272.43)
	10/09/2020	Disposal	(2,560.00)	(16,029.95)	0.00	0.00	0.00	16,226.05	16,029.95	196.10
	<b>30/06/2021</b>		<b>0.00</b>	<b>0.00</b>	<b>0.00</b>	<b>0.00</b>	<b>0.00</b>	<b>55,201.04</b>	<b>55,089.52</b>	<b>111.52</b>
BVS.AX - Bravura Solutions Limited.										
	01/07/2020	Opening Balance	1,086.00	0.00	0.00	0.00	4,887.00	0.00	0.00	0.00
	02/07/2020	Disposal	(1,086.00)	(4,977.13)	0.00	0.00	(90.13)	4,953.93	4,977.13	(23.20)
	02/07/2020	Writeback	0.00	0.00	90.13	0.00	0.00	0.00	0.00	0.00
	20/07/2020	Purchase	1,176.00	5,206.11	0.00	0.00	5,206.11	0.00	0.00	0.00
	22/07/2020	Disposal	(1,176.00)	(5,206.11)	0.00	0.00	0.00	5,272.05	5,206.11	65.94
	24/07/2020	Purchase	1,200.00	5,215.95	0.00	0.00	5,215.95	0.00	0.00	0.00
	24/07/2020	Disposal	(1,200.00)	(5,215.95)	0.00	0.00	0.00	5,284.05	5,215.95	68.10
	24/07/2020	Writeback	0.00	0.00	(45.07)	0.00	(45.07)	0.00	0.00	0.00
	29/07/2020	Purchase	1,157.00	5,018.19	0.00	0.00	4,973.12	0.00	0.00	0.00
	29/07/2020	Disposal	(1,157.00)	(5,018.19)	0.00	0.00	(45.07)	4,989.86	5,018.19	(28.33)
	29/07/2020	Writeback	0.00	0.00	(22.53)	0.00	(67.60)	0.00	0.00	0.00
	31/07/2020	Purchase	1,184.00	5,016.43	0.00	0.00	4,948.83	0.00	0.00	0.00
	31/07/2020	Disposal	(1,184.00)	(5,016.43)	0.00	0.00	(67.60)	4,976.53	5,016.43	(39.90)
	31/07/2020	Writeback	0.00	0.00	33.80	0.00	(33.80)	0.00	0.00	0.00
	30/09/2020	Purchase	2,439.00	8,336.94	0.00	0.00	8,303.14	0.00	0.00	0.00
	30/09/2020	Disposal	(2,439.00)	(8,336.94)	0.00	0.00	(33.80)	8,565.33	8,336.94	228.39
	30/09/2020	Writeback	0.00	0.00	16.90	0.00	(16.90)	0.00	0.00	0.00
	21/10/2020	Purchase	2,888.00	9,521.47	0.00	0.00	9,504.57	0.00	0.00	0.00
	23/10/2020	Disposal	(2,888.00)	(9,521.47)	0.00	0.00	(16.90)	9,654.85	9,521.47	133.38

AMN SUPER FUND

Market Movement Report

As at 30 June 2021

Investment	Date	Description	Unrealised				Realised			Total
			Units	Accounting Cost Movement	Market Movement	Depreciation	Balance	Consideration	Accounting Cost Base	
	23/10/2020	Purchase	2,839.00	9,019.58	0.00	0.00	9,002.68	0.00	0.00	0.00
	23/10/2020	Writeback	0.00	0.00	8.45	0.00	9,011.13	0.00	0.00	0.00
	12/11/2020	Disposal	(2,839.00)	(9,019.58)	0.00	0.00	(8.45)	9,064.85	9,019.58	45.27
	12/11/2020	Writeback	0.00	0.00	8.45	0.00	0.00	0.00	0.00	0.00
	03/12/2020	Purchase	2,752.00	9,018.99	0.00	0.00	9,018.99	0.00	0.00	0.00
	04/12/2020	Disposal	(2,752.00)	(9,018.99)	0.00	0.00	0.00	9,089.17	9,018.99	70.18
	11/12/2020	Purchase	2,777.00	8,961.89	0.00	0.00	8,961.89	0.00	0.00	0.00
	11/12/2020	Disposal	(2,777.00)	(8,961.89)	0.00	0.00	0.00	9,088.61	8,961.89	126.72
	11/02/2021	Purchase	3,125.00	9,082.45	0.00	0.00	9,082.45	0.00	0.00	0.00
	12/02/2021	Purchase	3,214.00	9,019.15	0.00	0.00	18,101.60	0.00	0.00	0.00
	16/02/2021	Disposal	(3,214.00)	(9,332.20)	0.00	0.00	8,769.40	9,172.09	9,332.20	(160.11)
	24/02/2021	Purchase	3,214.00	9,019.15	0.00	0.00	17,788.55	0.00	0.00	0.00
	24/02/2021	Disposal	(3,214.00)	(9,019.15)	0.00	0.00	8,769.40	9,268.51	9,019.15	249.36
	05/05/2021	Disposal	(3,125.00)	(8,769.40)	0.00	0.00	0.00	9,230.05	8,769.40	460.65
	<b>30/06/2021</b>		<b>0.00</b>	<b>(4,977.13)</b>	<b>90.13</b>	<b>0.00</b>	<b>0.00</b>	<b>98,609.88</b>	<b>97,413.43</b>	<b>1,196.45</b>
CCL.AX - Coca-cola Amatil Limited										
	01/07/2020	Opening Balance	0.00	0.00	0.00	0.00	0.00	0.00	0.00	0.00
	06/07/2020	Purchase	15.00	141.40	0.00	0.00	141.40	0.00	0.00	0.00
	06/07/2020	Purchase	567.00	4,891.83	0.00	0.00	5,033.23	0.00	0.00	0.00
	13/07/2020	Disposal	(582.00)	(5,033.23)	0.00	0.00	0.00	5,090.01	5,033.23	56.78
	<b>30/06/2021</b>		<b>0.00</b>	<b>0.00</b>	<b>0.00</b>	<b>0.00</b>	<b>0.00</b>	<b>5,090.01</b>	<b>5,033.23</b>	<b>56.78</b>
CHN.AX - Chalice Mining Limited										
	01/07/2020	Opening Balance	0.00	0.00	0.00	0.00	0.00	0.00	0.00	0.00
	15/06/2021	Purchase	1,113.00	9,012.99	0.00	0.00	9,012.99	0.00	0.00	0.00
	30/06/2021	Revaluation	0.00	0.00	(754.53)	0.00	8,258.46	0.00	0.00	0.00
	<b>30/06/2021</b>		<b>1,113.00</b>	<b>9,012.99</b>	<b>(754.53)</b>	<b>0.00</b>	<b>8,258.46</b>	<b>0.00</b>	<b>0.00</b>	<b>0.00</b>
CSL.AX - CSL Limited										
	01/07/2020	Opening Balance	0.00	0.00	0.00	0.00	0.00	0.00	0.00	0.00
	24/07/2020	Purchase	18.00	5,015.85	0.00	0.00	5,015.85	0.00	0.00	0.00
	31/07/2020	Disposal	(18.00)	(5,015.85)	0.00	0.00	0.00	4,963.35	5,015.85	(52.50)
	04/09/2020	Purchase	28.00	7,859.95	0.00	0.00	7,859.95	0.00	0.00	0.00
	04/09/2020	Disposal	(28.00)	(7,859.95)	0.00	0.00	0.00	7,835.45	7,859.95	(24.50)
	<b>30/06/2021</b>		<b>0.00</b>	<b>0.00</b>	<b>0.00</b>	<b>0.00</b>	<b>0.00</b>	<b>12,798.80</b>	<b>12,875.80</b>	<b>(77.00)</b>

AMN SUPER FUND

Market Movement Report

As at 30 June 2021

Investment	Date	Description	Unrealised				Realised			Total
			Units	Accounting Cost Movement	Market Movement	Depreciation	Balance	Consideration	Accounting Cost Base	
ELD.AX - Elders Limited										
	01/07/2020	Opening Balance	0.00	0.00	0.00	0.00	0.00	0.00	0.00	0.00
	07/12/2020	Purchase	898.00	9,017.91	0.00	0.00	9,017.91	0.00	0.00	0.00
	07/12/2020	Disposal	(898.00)	(9,017.91)	0.00	0.00	0.00	9,067.81	9,017.91	49.90
	16/12/2020	Purchase	909.00	9,091.77	0.00	0.00	9,091.77	0.00	0.00	0.00
	16/12/2020	Disposal	(909.00)	(9,091.77)	0.00	0.00	0.00	9,010.97	9,091.77	(80.80)
	<b>30/06/2021</b>		<b>0.00</b>	<b>0.00</b>	<b>0.00</b>	<b>0.00</b>	<b>0.00</b>	<b>18,078.78</b>	<b>18,109.68</b>	<b>(30.90)</b>
ELO.AX - Elmo Software Limited										
	16/03/2021	Purchase	1,778.00	9,016.63	0.00	0.00	9,016.63	0.00	0.00	0.00
	18/03/2021	Purchase	1,775.00	9,019.20	0.00	0.00	18,035.83	0.00	0.00	0.00
	18/03/2021	Disposal	(1,775.00)	(9,019.20)	0.00	0.00	9,016.63	9,121.30	9,019.20	102.10
	18/03/2021	Disposal	(1,778.00)	(9,016.63)	0.00	0.00	0.00	9,136.75	9,016.63	120.12
	18/03/2021	Purchase	1,782.00	9,036.87	0.00	0.00	9,036.87	0.00	0.00	0.00
	24/03/2021	Disposal	(1,782.00)	(9,036.87)	0.00	0.00	0.00	9,157.35	9,036.87	120.48
	<b>30/06/2021</b>		<b>0.00</b>	<b>0.00</b>	<b>0.00</b>	<b>0.00</b>	<b>0.00</b>	<b>27,415.40</b>	<b>27,072.70</b>	<b>342.70</b>
FNP.AX - Freedom Foods Group Limited										
	01/07/2020	Opening Balance	1,234.00	0.00	0.00	0.00	3,714.34	0.00	0.00	0.00
	30/06/2021	Disposal	(1,234.00)	(5,153.39)	0.00	0.00	(1,439.05)	446.58	5,153.39	(4,706.81)
	30/06/2021	Writeback	0.00	0.00	1,439.05	0.00	0.00	0.00	0.00	0.00
	<b>30/06/2021</b>		<b>0.00</b>	<b>(5,153.39)</b>	<b>1,439.05</b>	<b>0.00</b>	<b>0.00</b>	<b>446.58</b>	<b>5,153.39</b>	<b>(4,706.81)</b>
GGG.AX - Greenland Minerals and Energy Limited - Ordinary Fully Paid										
	03/12/2020	Disposal	(13,800.00)	(3,457.25)	0.00	0.00	(3,457.25)	3,361.05	3,457.25	(96.20)
	04/12/2020	Purchase	38,000.00	9,519.95	0.00	0.00	6,062.70	0.00	0.00	0.00
	21/12/2020	Disposal	(24,200.00)	(6,062.70)	0.00	0.00	0.00	6,151.05	6,062.70	88.35
	<b>30/06/2021</b>		<b>0.00</b>	<b>0.00</b>	<b>0.00</b>	<b>0.00</b>	<b>0.00</b>	<b>9,512.10</b>	<b>9,519.95</b>	<b>(7.85)</b>
GXY.AX - Galaxy Resources Limited										
	10/08/2020	Purchase	4,000.00	4,999.95	0.00	0.00	4,999.95	0.00	0.00	0.00
	10/08/2020	Disposal	(4,000.00)	(4,999.95)	0.00	0.00	0.00	5,000.05	4,999.95	0.10
	11/08/2020	Purchase	4,098.00	4,855.59	0.00	0.00	4,855.59	0.00	0.00	0.00
	13/08/2020	Disposal	(4,098.00)	(4,855.59)	0.00	0.00	0.00	4,979.61	4,855.59	124.02
	18/08/2020	Purchase	4,310.00	5,105.75	0.00	0.00	5,105.75	0.00	0.00	0.00
	24/08/2020	Disposal	(4,310.00)	(5,105.75)	0.00	0.00	0.00	5,108.95	5,105.75	3.20
	23/09/2020	Purchase	6,225.00	8,019.08	0.00	0.00	8,019.08	0.00	0.00	0.00
	23/09/2020	Purchase	5,925.00	8,018.70	0.00	0.00	16,037.78	0.00	0.00	0.00

AMN SUPER FUND

Market Movement Report

As at 30 June 2021

Investment	Date	Description	Unrealised				Realised			Total
			Units	Accounting Cost Movement	Market Movement	Depreciation	Balance	Consideration	Accounting Cost Base	
	06/10/2020	Disposal	(6,225.00)	(8,405.16)	0.00	0.00	7,632.62	7,823.55	8,405.16	(581.61)
	23/10/2020	Disposal	(5,925.00)	(7,632.62)	0.00	0.00	0.00	8,156.55	7,632.62	523.93
	<b>30/06/2021</b>		<b>0.00</b>	<b>0.00</b>	<b>0.00</b>	<b>0.00</b>	<b>0.00</b>	<b>31,068.71</b>	<b>30,999.07</b>	<b>69.64</b>
HCT.AX - Holista Colltech Limited										
	01/07/2020	Opening Balance	32,258.00	0.00	0.00	0.00	4,354.83	0.00	0.00	0.00
	19/10/2020	Disposal	(32,258.00)	(5,019.94)	0.00	0.00	(665.11)	5,786.49	5,019.94	766.55
	19/10/2020	Writeback	0.00	0.00	665.11	0.00	0.00	0.00	0.00	0.00
	<b>30/06/2021</b>		<b>0.00</b>	<b>(5,019.94)</b>	<b>665.11</b>	<b>0.00</b>	<b>0.00</b>	<b>5,786.49</b>	<b>5,019.94</b>	<b>766.55</b>
JMS.AX - Jupiter Mines Limited.										
	01/07/2020	Opening Balance	0.00	0.00	0.00	0.00	0.00	0.00	0.00	0.00
	18/08/2020	Purchase	17,857.00	5,019.91	0.00	0.00	5,019.91	0.00	0.00	0.00
	21/08/2020	Disposal	(12,752.00)	(3,584.81)	0.00	0.00	1,435.10	3,805.65	3,584.81	220.84
	03/09/2020	Disposal	(5,105.00)	(1,435.10)	0.00	0.00	0.00	1,403.88	1,435.10	(31.22)
	<b>30/06/2021</b>		<b>0.00</b>	<b>0.00</b>	<b>0.00</b>	<b>0.00</b>	<b>0.00</b>	<b>5,209.53</b>	<b>5,019.91</b>	<b>189.62</b>
KGN.AX - Kogan.com Ltd										
	01/07/2020	Opening Balance	0.00	0.00	0.00	0.00	0.00	0.00	0.00	0.00
	24/08/2020	Purchase	400.00	8,607.95	0.00	0.00	8,607.95	0.00	0.00	0.00
	03/09/2020	Disposal	(400.00)	(8,607.95)	0.00	0.00	0.00	8,608.05	8,607.95	0.10
	04/09/2020	Purchase	392.00	7,620.83	0.00	0.00	7,620.83	0.00	0.00	0.00
	04/09/2020	Disposal	(392.00)	(7,620.83)	0.00	0.00	0.00	7,620.13	7,620.83	(0.70)
	04/09/2020	Purchase	419.00	8,001.90	0.00	0.00	8,001.90	0.00	0.00	0.00
	04/09/2020	Disposal	(419.00)	(8,001.90)	0.00	0.00	0.00	8,045.80	8,001.90	43.90
	10/09/2020	Purchase	419.00	7,809.16	0.00	0.00	7,809.16	0.00	0.00	0.00
	10/09/2020	Disposal	(419.00)	(7,809.16)	0.00	0.00	0.00	7,907.53	7,809.16	98.37
	01/03/2021	Purchase	632.00	8,899.55	0.00	0.00	8,899.55	0.00	0.00	0.00
	01/03/2021	Disposal	(632.00)	(8,899.55)	0.00	0.00	0.00	9,049.25	8,899.55	149.70
	01/03/2021	Purchase	642.00	9,007.95	0.00	0.00	9,007.95	0.00	0.00	0.00
	01/03/2021	Disposal	(642.00)	(9,007.95)	0.00	0.00	0.00	9,154.23	9,007.95	146.28
	05/03/2021	Purchase	653.00	9,011.76	0.00	0.00	9,011.76	0.00	0.00	0.00
	11/03/2021	Purchase	640.00	8,339.95	0.00	0.00	17,351.71	0.00	0.00	0.00
	11/03/2021	Disposal	(31.00)	(427.82)	0.00	0.00	16,923.89	401.06	427.82	(26.76)
	11/03/2021	Disposal	(609.00)	(8,404.54)	0.00	0.00	8,519.35	8,098.02	8,404.54	(306.52)
	16/03/2021	Disposal	(653.00)	(8,519.36)	0.00	0.00	(0.01)	9,056.75	8,519.36	537.39
	24/03/2021	Purchase	717.00	9,018.30	0.00	0.00	9,018.29	0.00	0.00	0.00

AMN SUPER FUND

Market Movement Report

As at 30 June 2021

Investment	Date	Description	Unrealised				Realised			Total
			Units	Accounting Cost Movement	Market Movement	Depreciation	Balance	Consideration	Accounting Cost Base	
	25/03/2021	Disposal	(717.00)	(9,018.30)	0.00	0.00	(0.01)	9,150.48	9,018.30	132.18
	29/03/2021	Purchase	689.00	9,011.40	0.00	0.00	9,011.39	0.00	0.00	0.00
	30/03/2021	Purchase	717.00	9,018.30	0.00	0.00	18,029.69	0.00	0.00	0.00
	06/04/2021	Disposal	(717.00)	(9,363.58)	0.00	0.00	8,666.11	9,293.88	9,363.58	(69.70)
	06/04/2021	Purchase	708.00	9,018.63	0.00	0.00	17,684.74	0.00	0.00	0.00
	09/04/2021	Disposal	(689.00)	(8,776.60)	0.00	0.00	8,908.14	9,088.63	8,776.60	312.03
	09/04/2021	Disposal	(708.00)	(8,908.15)	0.00	0.00	(0.01)	9,184.05	8,908.15	275.90
	09/04/2021	Purchase	685.00	9,007.15	0.00	0.00	9,007.14	0.00	0.00	0.00
	09/04/2021	Purchase	708.00	8,933.67	0.00	0.00	17,940.81	0.00	0.00	0.00
	12/04/2021	Disposal	(1,393.00)	(17,940.82)	0.00	0.00	(0.01)	18,190.49	17,940.82	249.67
	21/04/2021	Purchase	720.00	9,055.95	0.00	0.00	9,055.94	0.00	0.00	0.00
	21/04/2021	Purchase	816.00	9,036.75	0.00	0.00	18,092.69	0.00	0.00	0.00
	21/04/2021	Disposal	(96.00)	(1,207.46)	0.00	0.00	16,885.23	1,078.29	1,207.46	(129.17)
	21/04/2021	Disposal	(720.00)	(8,911.64)	0.00	0.00	7,973.59	7,979.25	8,911.64	(932.39)
	28/06/2021	Disposal	(720.00)	(7,973.60)	0.00	0.00	(0.01)	9,052.05	7,973.60	1,078.45
	30/06/2021	Revaluation	0.00	0.00	0.01	0.00	0.00	0.00	0.00	0.00
	<b>30/06/2021</b>		<b>0.00</b>	<b>(0.01)</b>	<b>0.01</b>	<b>0.00</b>	<b>0.00</b>	<b>140,957.94</b>	<b>139,399.21</b>	<b>1,558.73</b>
LYC.AX - Lynas Rare Earths Limited										
	01/07/2020	Opening Balance	2,525.00	0.00	0.00	0.00	4,885.88	0.00	0.00	0.00
	06/07/2020	Disposal	(2,525.00)	(5,019.45)	0.00	0.00	(133.57)	5,030.05	5,019.45	10.60
	06/07/2020	Writeback	0.00	0.00	133.57	0.00	0.00	0.00	0.00	0.00
	31/07/2020	Purchase	2,272.00	5,018.35	0.00	0.00	5,018.35	0.00	0.00	0.00
	31/07/2020	Disposal	(2,272.00)	(5,018.35)	0.00	0.00	0.00	5,092.05	5,018.35	73.70
	21/08/2020	Purchase	3,292.00	8,019.51	0.00	0.00	8,019.51	0.00	0.00	0.00
	24/08/2020	Disposal	(3,292.00)	(8,019.51)	0.00	0.00	0.00	8,144.21	8,019.51	124.70
	24/08/2020	Purchase	3,333.00	8,019.15	0.00	0.00	8,019.15	0.00	0.00	0.00
	24/08/2020	Disposal	(3,333.00)	(8,019.15)	0.00	0.00	0.00	8,079.24	8,019.15	60.09
	24/08/2020	Writeback	0.00	0.00	133.57	0.00	133.57	0.00	0.00	0.00
	04/09/2020	Purchase	3,404.00	8,053.39	0.00	0.00	8,186.96	0.00	0.00	0.00
	04/09/2020	Disposal	(3,404.00)	(8,053.39)	0.00	0.00	133.57	8,081.57	8,053.39	28.18
	04/09/2020	Writeback	0.00	0.00	(133.57)	0.00	0.00	0.00	0.00	0.00
	10/09/2020	Purchase	3,493.00	8,333.29	0.00	0.00	8,333.29	0.00	0.00	0.00
	10/09/2020	Disposal	(3,493.00)	(8,333.29)	0.00	0.00	0.00	8,328.32	8,333.29	(4.97)
	22/01/2021	Purchase	1,550.00	7,986.95	0.00	0.00	7,986.95	0.00	0.00	0.00
	22/01/2021	Disposal	(1,550.00)	(7,986.95)	0.00	0.00	0.00	8,071.05	7,986.95	84.10

AMN SUPER FUND

Market Movement Report

As at 30 June 2021

Investment	Date	Description	Unrealised				Realised			Total
			Units	Accounting Cost Movement	Market Movement	Depreciation	Balance	Consideration	Accounting Cost Base	
	<b>30/06/2021</b>		<b>0.00</b>	<b>(5,019.45)</b>	<b>133.57</b>	<b>0.00</b>	<b>0.00</b>	<b>50,826.49</b>	<b>50,450.09</b>	<b>376.40</b>
MVP.AX - Medical Developments International Limited										
	01/07/2020	Opening Balance	187.00	0.00	0.00	0.00	1,305.26	0.00	0.00	0.00
	04/11/2020	Disposal	(187.00)	(1,354.30)	0.00	0.00	(49.04)	971.75	1,354.30	(382.55)
	04/11/2020	Writeback	0.00	0.00	49.04	0.00	0.00	0.00	0.00	0.00
	<b>30/06/2021</b>		<b>0.00</b>	<b>(1,354.30)</b>	<b>49.04</b>	<b>0.00</b>	<b>0.00</b>	<b>971.75</b>	<b>1,354.30</b>	<b>(382.55)</b>
NAB.AX - National Australia Bank Limited										
	01/07/2020	Opening Balance	71.00	0.00	0.00	0.00	1,293.62	0.00	0.00	0.00
	26/04/2021	Disposal	(71.00)	(2,007.95)	0.00	0.00	(714.33)	1,868.65	2,007.95	(139.30)
	26/04/2021	Writeback	0.00	0.00	357.17	0.00	(357.16)	0.00	0.00	0.00
	30/06/2021	Revaluation	0.00	0.00	357.16	0.00	0.00	0.00	0.00	0.00
	<b>30/06/2021</b>		<b>0.00</b>	<b>(2,007.95)</b>	<b>714.33</b>	<b>0.00</b>	<b>0.00</b>	<b>1,868.65</b>	<b>2,007.95</b>	<b>(139.30)</b>
NAN.AX - Nanosonics Limited										
	01/07/2020	Opening Balance	0.00	0.00	0.00	0.00	0.00	0.00	0.00	0.00
	06/07/2020	Purchase	758.00	5,015.17	0.00	0.00	5,015.17	0.00	0.00	0.00
	06/07/2020	Disposal	(758.00)	(5,015.17)	0.00	0.00	0.00	5,081.39	5,015.17	66.22
	06/07/2020	Purchase	764.00	5,016.51	0.00	0.00	5,016.51	0.00	0.00	0.00
	06/07/2020	Disposal	(764.00)	(5,016.51)	0.00	0.00	0.00	5,075.93	5,016.51	59.42
	<b>30/06/2021</b>		<b>0.00</b>	<b>0.00</b>	<b>0.00</b>	<b>0.00</b>	<b>0.00</b>	<b>10,157.32</b>	<b>10,031.68</b>	<b>125.64</b>
NEW.AX1 - NEW Energy Solar Limited										
	01/07/2020	Opening Balance	0.00	0.00	0.00	0.00	0.00	0.00	0.00	0.00
	04/12/2020	Purchase	10,778.00	9,019.58	0.00	0.00	9,019.58	0.00	0.00	0.00
	04/12/2020	Disposal	(10,778.00)	(9,019.58)	0.00	0.00	0.00	9,141.35	9,019.58	121.77
	15/04/2021	Purchase	11,250.00	9,019.95	0.00	0.00	9,019.95	0.00	0.00	0.00
	21/04/2021	Disposal	(11,250.00)	(9,019.95)	0.00	0.00	0.00	8,867.55	9,019.95	(152.40)
	<b>30/06/2021</b>		<b>0.00</b>	<b>0.00</b>	<b>0.00</b>	<b>0.00</b>	<b>0.00</b>	<b>18,008.90</b>	<b>18,039.53</b>	<b>(30.63)</b>
ORG.AX - Origin Energy Limited										
	19/04/2021	Purchase	2,127.00	9,038.43	0.00	0.00	9,038.43	0.00	0.00	0.00
	21/04/2021	Purchase	2,250.00	9,109.95	0.00	0.00	18,148.38	0.00	0.00	0.00
	21/04/2021	Disposal	(2,255.00)	(9,556.68)	0.00	0.00	8,591.70	9,135.35	9,556.68	(421.33)
	26/04/2021	Disposal	(2,122.00)	(8,591.70)	0.00	0.00	0.00	8,722.69	8,591.70	130.99
	<b>30/06/2021</b>		<b>0.00</b>	<b>0.00</b>	<b>0.00</b>	<b>0.00</b>	<b>0.00</b>	<b>17,858.04</b>	<b>18,148.38</b>	<b>(290.34)</b>

AMN SUPER FUND

Market Movement Report

As at 30 June 2021

Investment	Date	Description	Unrealised				Realised			Total
			Units	Accounting Cost Movement	Market Movement	Depreciation	Balance	Consideration	Accounting Cost Base	
S32.AX - South32 Limited										
	04/11/2020	Purchase	4,390.00	9,019.45	0.00	0.00	9,019.45	0.00	0.00	0.00
	04/11/2020	Disposal	(4,390.00)	(9,019.45)	0.00	0.00	0.00	8,805.74	9,019.45	(213.71)
	<b>30/06/2021</b>		<b>0.00</b>	<b>0.00</b>	<b>0.00</b>	<b>0.00</b>	<b>0.00</b>	<b>8,805.74</b>	<b>9,019.45</b>	<b>(213.71)</b>
SCG.AX2 - Scentre Group										
	01/07/2020	Opening Balance	0.00	0.00	0.00	0.00	0.00	0.00	0.00	0.00
	06/07/2020	Purchase	2,336.00	5,018.99	0.00	0.00	5,018.99	0.00	0.00	0.00
	13/07/2020	Disposal	(2,336.00)	(5,018.99)	0.00	0.00	0.00	5,072.53	5,018.99	53.54
	28/07/2020	Purchase	2,475.00	5,192.70	0.00	0.00	5,192.70	0.00	0.00	0.00
	12/08/2020	Disposal	(2,475.00)	(5,192.70)	0.00	0.00	0.00	5,202.30	5,192.70	9.60
	18/08/2020	Purchase	2,439.00	5,019.90	0.00	0.00	5,019.90	0.00	0.00	0.00
	18/08/2020	Disposal	(2,439.00)	(5,019.90)	0.00	0.00	0.00	5,053.17	5,019.90	33.27
	<b>30/06/2021</b>		<b>0.00</b>	<b>0.00</b>	<b>0.00</b>	<b>0.00</b>	<b>0.00</b>	<b>15,328.00</b>	<b>15,231.59</b>	<b>96.41</b>
SPL.AX - Starpharma Holdings Limited										
	01/07/2020	Opening Balance	0.00	0.00	0.00	0.00	0.00	0.00	0.00	0.00
	27/11/2020	Purchase	7,114.00	9,019.16	0.00	0.00	9,019.16	0.00	0.00	0.00
	27/11/2020	Disposal	(7,114.00)	(9,019.16)	0.00	0.00	0.00	9,085.97	9,019.16	66.81
	<b>30/06/2021</b>		<b>0.00</b>	<b>0.00</b>	<b>0.00</b>	<b>0.00</b>	<b>0.00</b>	<b>9,085.97</b>	<b>9,019.16</b>	<b>66.81</b>
SPT.AX - Splitit Payments Ltd										
	01/07/2020	Opening Balance	0.00	0.00	0.00	0.00	0.00	0.00	0.00	0.00
	06/07/2020	Purchase	3,448.00	5,364.35	0.00	0.00	5,364.35	0.00	0.00	0.00
	06/07/2020	Disposal	(3,448.00)	(5,364.35)	0.00	0.00	0.00	5,427.89	5,364.35	63.54
	13/07/2020	Disposal	(3,571.00)	(5,090.77)	0.00	0.00	(5,090.77)	5,122.29	5,090.77	31.52
	21/07/2020	Purchase	3,571.00	5,090.77	0.00	0.00	0.00	0.00	0.00	0.00
	03/09/2020	Purchase	4,545.00	8,019.15	0.00	0.00	8,019.15	0.00	0.00	0.00
	04/09/2020	Purchase	5,405.00	7,911.25	0.00	0.00	15,930.40	0.00	0.00	0.00
	04/09/2020	Disposal	(5,405.00)	(9,277.92)	0.00	0.00	6,652.48	7,979.45	9,277.92	(1,298.47)
	15/10/2020	Purchase	5,333.00	7,939.46	0.00	0.00	14,591.94	0.00	0.00	0.00
	21/10/2020	Disposal	(5,333.00)	(7,939.46)	0.00	0.00	6,652.48	8,166.21	7,939.46	226.75
	04/11/2020	Purchase	6,338.00	9,019.91	0.00	0.00	15,672.39	0.00	0.00	0.00
	04/11/2020	Disposal	(6,338.00)	(9,204.18)	0.00	0.00	6,468.21	8,251.14	9,204.18	(953.04)
	22/01/2021	Purchase	5,555.00	8,074.70	0.00	0.00	14,542.91	0.00	0.00	0.00
	05/02/2021	Disposal	(5,555.00)	(8,074.70)	0.00	0.00	6,468.21	8,312.55	8,074.70	237.85
	30/06/2021	Revaluation	0.00	0.00	(4,104.81)	0.00	2,363.40	0.00	0.00	0.00

AMN SUPER FUND

Market Movement Report

As at 30 June 2021

Investment	Date	Description	Unrealised				Realised			Total
			Units	Accounting Cost Movement	Market Movement	Depreciation	Balance	Consideration	Accounting Cost Base	
	<b>30/06/2021</b>		<b>4,545.00</b>	<b>6,468.21</b>	<b>(4,104.81)</b>	<b>0.00</b>	<b>2,363.40</b>	<b>43,259.53</b>	<b>44,951.38</b>	<b>(1,691.85)</b>
TD1.AX - Tali Digital Limited										
	01/07/2020	Opening Balance	27,027.00	0.00	0.00	0.00	675.68	0.00	0.00	0.00
	04/11/2020	Disposal	(27,027.00)	(2,019.95)	0.00	0.00	(1,344.27)	719.73	2,019.95	(1,300.22)
	04/11/2020	Writeback	0.00	0.00	1,344.27	0.00	0.00	0.00	0.00	0.00
	<b>30/06/2021</b>		<b>0.00</b>	<b>(2,019.95)</b>	<b>1,344.27</b>	<b>0.00</b>	<b>0.00</b>	<b>719.73</b>	<b>2,019.95</b>	<b>(1,300.22)</b>
TLS.AX - Telstra Group Limited										
	01/07/2020	Opening Balance	0.00	0.00	0.00	0.00	0.00	0.00	0.00	0.00
	30/09/2020	Purchase	2,909.00	8,165.15	0.00	0.00	8,165.15	0.00	0.00	0.00
	30/09/2020	Disposal	(2,909.00)	(8,165.15)	0.00	0.00	0.00	8,125.25	8,165.15	(39.90)
	23/10/2020	Purchase	2,909.00	7,990.61	0.00	0.00	7,990.61	0.00	0.00	0.00
	23/10/2020	Disposal	(2,909.00)	(7,990.61)	0.00	0.00	0.00	7,863.44	7,990.61	(127.17)
	<b>30/06/2021</b>		<b>0.00</b>	<b>0.00</b>	<b>0.00</b>	<b>0.00</b>	<b>0.00</b>	<b>15,988.69</b>	<b>16,155.76</b>	<b>(167.07)</b>
TSO.AX - Tesoro Resources Limited										
	01/07/2020	Opening Balance	0.00	0.00	0.00	0.00	0.00	0.00	0.00	0.00
	25/11/2020	Purchase	34,615.00	9,366.00	0.00	0.00	9,366.00	0.00	0.00	0.00
	25/11/2020	Disposal	(34,615.00)	(9,366.00)	0.00	0.00	0.00	9,499.18	9,366.00	133.18
	03/12/2020	Purchase	30,000.00	9,319.95	0.00	0.00	9,319.95	0.00	0.00	0.00
	04/12/2020	Purchase	34,000.00	9,709.95	0.00	0.00	19,029.90	0.00	0.00	0.00
	04/12/2020	Disposal	(34,000.00)	(9,709.95)	0.00	0.00	9,319.95	9,840.05	9,709.95	130.10
	09/12/2020	Disposal	(30,000.00)	(9,319.95)	0.00	0.00	0.00	9,280.05	9,319.95	(39.90)
	16/12/2020	Purchase	34,615.00	9,192.93	0.00	0.00	9,192.93	0.00	0.00	0.00
	17/12/2020	Purchase	36,000.00	9,019.95	0.00	0.00	18,212.88	0.00	0.00	0.00
	17/12/2020	Disposal	(70,615.00)	(18,212.88)	0.00	0.00	0.00	18,329.95	18,212.88	117.07
	27/05/2021	Purchase	56,250.00	9,301.20	0.00	0.00	9,301.20	0.00	0.00	0.00
	27/05/2021	Disposal	(56,250.00)	(9,301.20)	0.00	0.00	0.00	9,542.55	9,301.20	241.35
	<b>30/06/2021</b>		<b>0.00</b>	<b>0.00</b>	<b>0.00</b>	<b>0.00</b>	<b>0.00</b>	<b>56,491.78</b>	<b>55,909.98</b>	<b>581.80</b>
WOR.AX - Worley Limited										
	01/07/2020	Opening Balance	0.00	0.00	0.00	0.00	0.00	0.00	0.00	0.00
	13/07/2020	Purchase	584.00	5,013.15	0.00	0.00	5,013.15	0.00	0.00	0.00
	13/07/2020	Disposal	(584.00)	(5,013.15)	0.00	0.00	0.00	5,072.53	5,013.15	59.38
	20/07/2020	Purchase	586.00	5,030.25	0.00	0.00	5,030.25	0.00	0.00	0.00



AMN SUPER FUND

Market Movement Report

As at 30 June 2021

Investment	Date	Description	Unrealised				Realised			Total
			Units	Accounting Cost Movement	Market Movement	Depreciation	Balance	Consideration	Accounting Cost Base	
	20/07/2020	Disposal	(586.00)	(5,030.25)	0.00	0.00	0.00	5,130.99	5,030.25	100.74
	29/07/2020	Purchase	584.00	5,013.15	0.00	0.00	5,013.15	0.00	0.00	0.00
	06/08/2020	Disposal	(584.00)	(5,013.15)	0.00	0.00	0.00	5,014.29	5,013.15	1.14
	04/09/2020	Purchase	861.00	8,139.18	0.00	0.00	8,139.18	0.00	0.00	0.00
	04/09/2020	Disposal	(861.00)	(8,139.18)	0.00	0.00	0.00	8,245.65	8,139.18	106.47
	10/09/2020	Purchase	837.00	7,912.86	0.00	0.00	7,912.86	0.00	0.00	0.00
	17/09/2020	Disposal	(837.00)	(7,912.86)	0.00	0.00	0.00	8,057.10	7,912.86	144.24
	30/09/2020	Purchase	543.00	5,113.29	0.00	0.00	5,113.29	0.00	0.00	0.00
	30/09/2020	Disposal	(543.00)	(5,113.29)	0.00	0.00	0.00	5,165.70	5,113.29	52.41
	23/10/2020	Purchase	877.00	9,228.45	0.00	0.00	9,228.45	0.00	0.00	0.00
	23/10/2020	Purchase	857.00	9,061.30	0.00	0.00	18,289.75	0.00	0.00	0.00
	23/10/2020	Disposal	(877.00)	(9,271.75)	0.00	0.00	9,018.00	9,363.95	9,271.75	92.20
	23/10/2020	Purchase	899.00	9,054.90	0.00	0.00	18,072.90	0.00	0.00	0.00
	23/10/2020	Purchase	876.00	9,016.47	0.00	0.00	27,089.37	0.00	0.00	0.00
	23/10/2020	Disposal	(440.00)	(4,630.01)	0.00	0.00	22,459.36	4,384.98	4,630.01	(245.03)
	23/10/2020	Disposal	(899.00)	(9,349.10)	0.00	0.00	13,110.26	9,015.00	9,349.10	(334.10)
	04/11/2020	Purchase	949.00	9,111.37	0.00	0.00	22,221.63	0.00	0.00	0.00
	04/11/2020	Purchase	1,000.00	9,619.95	0.00	0.00	31,841.58	0.00	0.00	0.00
	04/11/2020	Disposal	(949.00)	(9,645.42)	0.00	0.00	22,196.16	8,948.10	9,645.42	(697.32)
	04/11/2020	Disposal	(1,000.00)	(9,775.52)	0.00	0.00	12,420.64	9,130.05	9,775.52	(645.47)
	10/11/2020	Disposal	(1,293.00)	(12,420.63)	0.00	0.00	0.01	13,818.08	12,420.63	1,397.45
	27/05/2021	Purchase	984.00	10,312.75	0.00	0.00	10,312.76	0.00	0.00	0.00
	27/05/2021	Purchase	929.00	9,708.05	0.00	0.00	20,020.81	0.00	0.00	0.00
	27/05/2021	Disposal	(929.00)	(9,736.33)	0.00	0.00	10,284.48	9,669.52	9,736.33	(66.81)
	27/05/2021	Disposal	(984.00)	(10,284.47)	0.00	0.00	0.01	10,449.65	10,284.47	165.18
	30/06/2021	Revaluation	0.00	0.00	(0.01)	0.00	0.00	0.00	0.00	0.00
	<b>30/06/2021</b>		<b>0.00</b>	<b>0.01</b>	<b>(0.01)</b>	<b>0.00</b>	<b>0.00</b>	<b>111,465.59</b>	<b>111,335.11</b>	<b>130.48</b>
Z1P.AX - Zip Co Limited.										
	01/07/2020	Opening Balance	838.00	0.00	0.00	0.00	4,382.74	0.00	0.00	0.00
	06/07/2020	Disposal	(838.00)	(4,620.58)	0.00	0.00	(237.84)	5,091.85	4,620.58	471.27
	06/07/2020	Writeback	0.00	0.00	118.92	0.00	(118.92)	0.00	0.00	0.00
	13/07/2020	Purchase	684.00	5,013.15	0.00	0.00	4,894.23	0.00	0.00	0.00
	13/07/2020	Disposal	(684.00)	(5,013.15)	0.00	0.00	(118.92)	5,075.85	5,013.15	62.70
	13/07/2020	Purchase	800.00	5,795.95	0.00	0.00	5,677.03	0.00	0.00	0.00
	13/07/2020	Purchase	615.00	4,048.20	0.00	0.00	9,725.23	0.00	0.00	0.00

AMN SUPER FUND

Market Movement Report

As at 30 June 2021

Investment	Date	Description	Unrealised				Realised			Total
			Units	Accounting Cost Movement	Market Movement	Depreciation	Balance	Consideration	Accounting Cost Base	
	13/07/2020	Disposal	(615.00)	(4,455.64)	0.00	0.00	5,269.59	4,088.25	4,455.64	(367.39)
	13/07/2020	Purchase	840.00	5,143.95	0.00	0.00	10,413.54	0.00	0.00	0.00
	13/07/2020	Writeback	0.00	0.00	(118.92)	0.00	10,294.62	0.00	0.00	0.00
	20/07/2020	Disposal	(840.00)	(5,633.46)	0.00	0.00	4,661.16	5,255.25	5,633.46	(378.21)
	20/07/2020	Writeback	0.00	0.00	80.56	0.00	4,741.72	0.00	0.00	0.00
	28/07/2020	Purchase	822.00	5,182.11	0.00	0.00	9,923.83	0.00	0.00	0.00
	31/07/2020	Purchase	880.00	5,018.35	0.00	0.00	14,942.18	0.00	0.00	0.00
	31/07/2020	Purchase	800.00	4,659.95	0.00	0.00	19,602.13	0.00	0.00	0.00
	31/07/2020	Disposal	(800.00)	(5,043.42)	0.00	0.00	14,558.71	4,716.05	5,043.42	(327.37)
	31/07/2020	Disposal	(880.00)	(5,375.54)	0.00	0.00	9,183.17	5,075.25	5,375.54	(300.29)
	31/07/2020	Writeback	0.00	0.00	80.02	0.00	9,263.19	0.00	0.00	0.00
	06/08/2020	Purchase	822.00	5,075.25	0.00	0.00	14,338.44	0.00	0.00	0.00
	10/08/2020	Disposal	(822.00)	(5,075.25)	0.00	0.00	9,263.19	5,133.99	5,075.25	58.74
	10/08/2020	Writeback	0.00	0.00	25.99	0.00	9,289.18	0.00	0.00	0.00
	18/08/2020	Disposal	(822.00)	(4,778.32)	0.00	0.00	4,510.86	5,249.07	4,778.32	470.75
	18/08/2020	Writeback	0.00	0.00	119.56	0.00	4,630.42	0.00	0.00	0.00
	24/08/2020	Disposal	(800.00)	(4,562.14)	0.00	0.00	68.28	5,868.05	4,562.14	1,305.91
	24/08/2020	Writeback	0.00	0.00	(68.29)	0.00	(0.01)	0.00	0.00	0.00
	03/09/2020	Purchase	919.00	7,923.35	0.00	0.00	7,923.34	0.00	0.00	0.00
	04/09/2020	Purchase	1,271.00	8,675.46	0.00	0.00	16,598.80	0.00	0.00	0.00
	04/09/2020	Disposal	(1,271.00)	(10,326.00)	0.00	0.00	6,272.80	8,381.36	10,326.00	(1,944.64)
	17/09/2020	Purchase	1,328.00	8,107.47	0.00	0.00	14,380.27	0.00	0.00	0.00
	17/09/2020	Disposal	(1,328.00)	(8,769.77)	0.00	0.00	5,610.50	8,213.65	8,769.77	(556.12)
	21/12/2020	Purchase	1,800.00	9,109.95	0.00	0.00	14,720.45	0.00	0.00	0.00
	24/12/2020	Disposal	(1,800.00)	(10,069.33)	0.00	0.00	4,651.12	9,466.05	10,069.33	(603.28)
	30/12/2020	Purchase	1,522.00	8,040.89	0.00	0.00	12,692.01	0.00	0.00	0.00
	08/01/2021	Disposal	(1,522.00)	(8,040.89)	0.00	0.00	4,651.12	8,427.15	8,040.89	386.26
	08/01/2021	Purchase	1,509.00	8,093.10	0.00	0.00	12,744.22	0.00	0.00	0.00
	12/01/2021	Disposal	(1,509.00)	(8,093.10)	0.00	0.00	4,651.12	8,249.37	8,093.10	156.27
	12/01/2021	Purchase	1,498.00	8,019.27	0.00	0.00	12,670.39	0.00	0.00	0.00
	15/01/2021	Disposal	(1,498.00)	(8,019.27)	0.00	0.00	4,651.12	8,129.17	8,019.27	109.90
	22/01/2021	Purchase	1,128.00	8,017.47	0.00	0.00	12,668.59	0.00	0.00	0.00
	22/01/2021	Disposal	(1,128.00)	(8,017.47)	0.00	0.00	4,651.12	8,112.93	8,017.47	95.46
	01/02/2021	Purchase	1,136.00	8,017.39	0.00	0.00	12,668.51	0.00	0.00	0.00
	01/02/2021	Disposal	(1,136.00)	(8,017.39)	0.00	0.00	4,651.12	8,125.17	8,017.39	107.78
	05/02/2021	Disposal	(919.00)	(4,651.14)	0.00	0.00	(0.02)	7,865.07	4,651.14	3,213.93

AMN SUPER FUND

Market Movement Report

As at 30 June 2021

Investment	Date	Description	Unrealised				Realised			Total
			Units	Accounting Cost Movement	Market Movement	Depreciation	Balance	Consideration	Accounting Cost Base	
	05/02/2021	Writeback	0.00	0.00	40.71	0.00	40.69	0.00	0.00	0.00
	29/03/2021	Purchase	1,209.00	9,014.91	0.00	0.00	9,055.60	0.00	0.00	0.00
	29/03/2021	Disposal	(1,209.00)	(9,014.91)	0.00	0.00	40.69	9,023.37	9,014.91	8.46
	29/03/2021	Writeback	0.00	0.00	(20.35)	0.00	20.34	0.00	0.00	0.00
	26/04/2021	Purchase	1,048.00	9,011.79	0.00	0.00	9,032.13	0.00	0.00	0.00
	26/04/2021	Purchase	1,092.00	9,018.03	0.00	0.00	18,050.16	0.00	0.00	0.00
	26/04/2021	Disposal	(1,048.00)	(9,011.79)	0.00	0.00	9,038.37	8,364.05	9,011.79	(647.74)
	26/04/2021	Writeback	0.00	0.00	(10.18)	0.00	9,028.19	0.00	0.00	0.00
	11/05/2021	Purchase	1,265.00	9,014.10	0.00	0.00	18,042.29	0.00	0.00	0.00
	20/05/2021	Disposal	(1,265.00)	(10,250.79)	0.00	0.00	7,791.50	9,151.30	10,250.79	(1,099.49)
	20/05/2021	Writeback	0.00	0.00	(5.46)	0.00	7,786.04	0.00	0.00	0.00
	27/05/2021	Purchase	2,906.00	20,110.41	0.00	0.00	27,896.45	0.00	0.00	0.00
	27/05/2021	Disposal	(2,906.00)	(20,334.78)	0.00	0.00	7,561.67	20,108.63	20,334.78	(226.15)
	27/05/2021	Writeback	0.00	0.00	(3.43)	0.00	7,558.24	0.00	0.00	0.00
	23/06/2021	Disposal	(1,092.00)	(7,556.97)	0.00	0.00	1.27	9,414.93	7,556.97	1,857.96
	23/06/2021	Writeback	0.00	0.00	(1.29)	0.00	(0.02)	0.00	0.00	0.00
	30/06/2021	Revaluation	0.00	0.00	0.02	0.00	0.00	0.00	0.00	0.00
	<b>30/06/2021</b>		<b>0.00</b>	<b>(4,620.60)</b>	<b>237.86</b>	<b>0.00</b>	<b>0.00</b>	<b>176,585.81</b>	<b>174,731.10</b>	<b>1,854.71</b>
ZNO.AX - Zoono Group Limited										
	01/07/2020	Opening Balance	0.00	0.00	0.00	0.00	0.00	0.00	0.00	0.00
	21/07/2020	Purchase	1,984.00	5,019.63	0.00	0.00	5,019.63	0.00	0.00	0.00
	22/07/2020	Disposal	(1,984.00)	(5,019.63)	0.00	0.00	0.00	5,237.65	5,019.63	218.02
	31/07/2020	Purchase	2,325.00	5,018.70	0.00	0.00	5,018.70	0.00	0.00	0.00
	31/07/2020	Disposal	(2,325.00)	(5,018.70)	0.00	0.00	0.00	5,071.80	5,018.70	53.10
	10/08/2020	Purchase	2,173.00	5,017.85	0.00	0.00	5,017.85	0.00	0.00	0.00
	10/08/2020	Disposal	(2,173.00)	(5,017.85)	0.00	0.00	0.00	5,043.14	5,017.85	25.29
	03/09/2020	Purchase	3,686.00	8,018.57	0.00	0.00	8,018.57	0.00	0.00	0.00
	10/09/2020	Disposal	(3,686.00)	(8,018.57)	0.00	0.00	0.00	8,126.11	8,018.57	107.54
	<b>30/06/2021</b>		<b>0.00</b>	<b>0.00</b>	<b>0.00</b>	<b>0.00</b>	<b>0.00</b>	<b>23,478.70</b>	<b>23,074.75</b>	<b>403.95</b>
<b>Total Market Movement</b>					<b>1,228.12</b>					<b>(3,005.65)</b>
										<b>(1,777.53)</b>

AMN SUPER FUND

# Realised Capital Gains Report

For The Period 01 July 2020 - 30 June 2021

Investment		Accounting Treatment				Tax Treatment						
Purchase Contract Date	Disposal Contract Date	Units	Cost	Proceeds	Accounting Profit/(Loss)	Adjusted Cost Base	Reduced Cost Base	Indexed Cost Base	Indexed Gains	Discounted Gains (Gross)	Other Gains	Capital Loss
<b>Shares in Listed Companies (Australian)</b>												
A2M.AX - The A2 Milk Company Limited												
19/08/2020	21/08/2020	273.00	5,002.20	5,063.31	61.11	5,002.20	5,002.20	0.00	0.00	0.00	61.11	0.00
		<b>273.00</b>	<b>5,002.20</b>	<b>5,063.31</b>	<b>61.11</b>	<b>5,002.20</b>	<b>5,002.20</b>	<b>0.00</b>	<b>0.00</b>	<b>0.00</b>	<b>61.11</b>	<b>0.00</b>
25/08/2020	27/08/2020	437.00	8,008.31	8,130.10	121.79	8,008.31	8,008.31	0.00	0.00	0.00	121.79	0.00
		<b>437.00</b>	<b>8,008.31</b>	<b>8,130.10</b>	<b>121.79</b>	<b>8,008.31</b>	<b>8,008.31</b>	<b>0.00</b>	<b>0.00</b>	<b>0.00</b>	<b>121.79</b>	<b>0.00</b>
27/08/2020	02/09/2020	443.00	8,016.10	7,432.46	(583.64)	8,016.10	8,016.10	0.00	0.00	0.00	0.00	(583.64)
31/08/2020	02/09/2020	27.00	459.61	452.99	(6.61)	459.61	459.61	0.00	0.00	0.00	0.00	(6.61)
		<b>470.00</b>	<b>8,475.71</b>	<b>7,885.45</b>	<b>(590.25)</b>	<b>8,475.71</b>	<b>8,475.71</b>	<b>0.00</b>	<b>0.00</b>	<b>0.00</b>	<b>0.00</b>	<b>(590.25)</b>
31/08/2020	24/09/2020	443.00	7,540.94	7,444.60	(96.34)	7,540.94	7,540.94	0.00	0.00	0.00	0.00	(96.34)
		<b>443.00</b>	<b>7,540.94</b>	<b>7,444.60</b>	<b>(96.34)</b>	<b>7,540.94</b>	<b>7,540.94</b>	<b>0.00</b>	<b>0.00</b>	<b>0.00</b>	<b>0.00</b>	<b>(96.34)</b>
AAC.AX - Australian Agricultural Company Limited.												
27/11/2020	09/02/2021	7,860.00	9,019.65	8,822.55	(197.10)	9,019.65	9,019.65	0.00	0.00	0.00	0.00	(197.10)
		<b>7,860.00</b>	<b>9,019.65</b>	<b>8,822.55</b>	<b>(197.10)</b>	<b>9,019.65</b>	<b>9,019.65</b>	<b>0.00</b>	<b>0.00</b>	<b>0.00</b>	<b>0.00</b>	<b>(197.10)</b>
ANZ.AX - Australia And New Zealand Banking Group Limited												
30/10/2019	25/02/2021	69.00	1,920.90	1,830.63	(90.27)	1,920.90	1,920.90	0.00	0.00	0.00	0.00	(90.27)
		<b>69.00</b>	<b>1,920.90</b>	<b>1,830.63</b>	<b>(90.27)</b>	<b>1,920.90</b>	<b>1,920.90</b>	<b>0.00</b>	<b>0.00</b>	<b>0.00</b>	<b>0.00</b>	<b>(90.27)</b>
AVH.AX - Avita Medical Inc.												
17/06/2020	11/08/2020	581.00	5,019.56	4,016.17	(1,003.39)	5,019.56	5,019.56	0.00	0.00	0.00	0.00	(1,003.39)
16/07/2020	11/08/2020	145.00	1,001.58	1,002.32	0.73	1,001.58	1,001.58	0.00	0.00	0.00	0.73	0.00
		<b>726.00</b>	<b>6,021.14</b>	<b>5,018.49</b>	<b>(1,002.66)</b>	<b>6,021.14</b>	<b>6,021.14</b>	<b>0.00</b>	<b>0.00</b>	<b>0.00</b>	<b>0.73</b>	<b>(1,003.39)</b>

AMN SUPER FUND

# Realised Capital Gains Report

For The Period 01 July 2020 - 30 June 2021

Investment		Accounting Treatment				Tax Treatment						
Purchase Contract Date	Disposal Contract Date	Units	Cost	Proceeds	Accounting Profit/(Loss)	Adjusted Cost Base	Reduced Cost Base	Indexed Cost Base	Indexed Gains	Discounted Gains (Gross)	Other Gains	Capital Loss
<b>Shares in Listed Companies (Australian)</b>												
16/07/2020	11/11/2020	125.00	863.43	761.54	(101.89)	863.43	863.43	0.00	0.00	0.00	0.00	(101.89)
		<b>125.00</b>	<b>863.43</b>	<b>761.54</b>	<b>(101.89)</b>	<b>863.43</b>	<b>863.43</b>	<b>0.00</b>	<b>0.00</b>	<b>0.00</b>	<b>0.00</b>	<b>(101.89)</b>
BEN.AX - Bendigo And Adelaide Bank Limited												
03/08/2020	04/08/2020	729.00	4,918.83	4,973.70	54.87	4,918.83	4,918.83	0.00	0.00	0.00	54.87	0.00
		<b>729.00</b>	<b>4,918.83</b>	<b>4,973.70</b>	<b>54.87</b>	<b>4,918.83</b>	<b>4,918.83</b>	<b>0.00</b>	<b>0.00</b>	<b>0.00</b>	<b>54.87</b>	<b>0.00</b>
05/08/2020	10/08/2020	751.00	4,991.57	5,056.81	65.24	4,991.57	4,991.57	0.00	0.00	0.00	65.24	0.00
		<b>751.00</b>	<b>4,991.57</b>	<b>5,056.81</b>	<b>65.24</b>	<b>4,991.57</b>	<b>4,991.57</b>	<b>0.00</b>	<b>0.00</b>	<b>0.00</b>	<b>65.24</b>	<b>0.00</b>
18/08/2020	25/08/2020	775.00	5,041.95	5,048.55	6.60	5,041.95	5,041.95	0.00	0.00	0.00	6.60	0.00
		<b>775.00</b>	<b>5,041.95</b>	<b>5,048.55</b>	<b>6.60</b>	<b>5,041.95</b>	<b>5,041.95</b>	<b>0.00</b>	<b>0.00</b>	<b>0.00</b>	<b>6.60</b>	<b>0.00</b>
01/09/2020	02/09/2020	1,263.00	8,014.74	8,075.88	61.14	8,014.74	8,014.74	0.00	0.00	0.00	61.14	0.00
		<b>1,263.00</b>	<b>8,014.74</b>	<b>8,075.88</b>	<b>61.14</b>	<b>8,014.74</b>	<b>8,014.74</b>	<b>0.00</b>	<b>0.00</b>	<b>0.00</b>	<b>61.14</b>	<b>0.00</b>
10/09/2020	11/09/2020	1,263.00	8,052.63	7,878.83	(173.80)	8,052.63	8,052.63	0.00	0.00	0.00	0.00	(173.80)
10/09/2020	11/09/2020	1,273.00	8,039.85	7,941.22	(98.63)	8,039.85	8,039.85	0.00	0.00	0.00	0.00	(98.63)
		<b>2,536.00</b>	<b>16,092.48</b>	<b>15,820.05</b>	<b>(272.43)</b>	<b>16,092.48</b>	<b>16,092.48</b>	<b>0.00</b>	<b>0.00</b>	<b>0.00</b>	<b>0.00</b>	<b>(272.43)</b>
11/09/2020	14/09/2020	2,560.00	16,029.95	16,226.05	196.10	16,029.95	16,029.95	0.00	0.00	0.00	196.10	0.00
		<b>2,560.00</b>	<b>16,029.95</b>	<b>16,226.05</b>	<b>196.10</b>	<b>16,029.95</b>	<b>16,029.95</b>	<b>0.00</b>	<b>0.00</b>	<b>0.00</b>	<b>196.10</b>	<b>0.00</b>
BVS.AX - Bravura Solutions Limited.												
11/06/2020	02/07/2020	86.00	397.18	392.30	(4.88)	397.18	397.18	0.00	0.00	0.00	0.00	(4.88)
05/06/2020	02/07/2020	1,000.00	4,579.95	4,561.63	(18.32)	4,579.95	4,579.95	0.00	0.00	0.00	0.00	(18.32)
		<b>1,086.00</b>	<b>4,977.13</b>	<b>4,953.93</b>	<b>(23.20)</b>	<b>4,977.13</b>	<b>4,977.13</b>	<b>0.00</b>	<b>0.00</b>	<b>0.00</b>	<b>0.00</b>	<b>(23.20)</b>

AMN SUPER FUND

# Realised Capital Gains Report

For The Period 01 July 2020 - 30 June 2021

Investment		Accounting Treatment				Tax Treatment						
Purchase Contract Date	Disposal Contract Date	Units	Cost	Proceeds	Accounting Profit/(Loss)	Adjusted Cost Base	Reduced Cost Base	Indexed Cost Base	Indexed Gains	Discounted Gains (Gross)	Other Gains	Capital Loss
<b>Shares in Listed Companies (Australian)</b>												
22/07/2020	22/07/2020	1,176.00	5,206.11	5,272.05	65.94	5,206.11	5,206.11	0.00	0.00	0.00	65.94	0.00
		<b>1,176.00</b>	<b>5,206.11</b>	<b>5,272.05</b>	<b>65.94</b>	<b>5,206.11</b>	<b>5,206.11</b>	<b>0.00</b>	<b>0.00</b>	<b>0.00</b>	<b>65.94</b>	<b>0.00</b>
24/07/2020	27/07/2020	1,200.00	5,215.95	5,284.05	68.10	5,215.95	5,215.95	0.00	0.00	0.00	68.10	0.00
		<b>1,200.00</b>	<b>5,215.95</b>	<b>5,284.05</b>	<b>68.10</b>	<b>5,215.95</b>	<b>5,215.95</b>	<b>0.00</b>	<b>0.00</b>	<b>0.00</b>	<b>68.10</b>	<b>0.00</b>
29/07/2020	30/07/2020	1,157.00	5,018.19	4,989.86	(28.33)	5,018.19	5,018.19	0.00	0.00	0.00	0.00	(28.33)
		<b>1,157.00</b>	<b>5,018.19</b>	<b>4,989.86</b>	<b>(28.33)</b>	<b>5,018.19</b>	<b>5,018.19</b>	<b>0.00</b>	<b>0.00</b>	<b>0.00</b>	<b>0.00</b>	<b>(28.33)</b>
31/07/2020	03/08/2020	1,184.00	5,016.43	4,976.53	(39.90)	5,016.43	5,016.43	0.00	0.00	0.00	0.00	(39.90)
		<b>1,184.00</b>	<b>5,016.43</b>	<b>4,976.53</b>	<b>(39.90)</b>	<b>5,016.43</b>	<b>5,016.43</b>	<b>0.00</b>	<b>0.00</b>	<b>0.00</b>	<b>0.00</b>	<b>(39.90)</b>
30/09/2020	01/10/2020	2,439.00	8,336.94	8,565.33	228.39	8,336.94	8,336.94	0.00	0.00	0.00	228.39	0.00
		<b>2,439.00</b>	<b>8,336.94</b>	<b>8,565.33</b>	<b>228.39</b>	<b>8,336.94</b>	<b>8,336.94</b>	<b>0.00</b>	<b>0.00</b>	<b>0.00</b>	<b>228.39</b>	<b>0.00</b>
21/10/2020	26/10/2020	2,888.00	9,521.47	9,654.85	133.38	9,521.47	9,521.47	0.00	0.00	0.00	133.38	0.00
		<b>2,888.00</b>	<b>9,521.47</b>	<b>9,654.85</b>	<b>133.38</b>	<b>9,521.47</b>	<b>9,521.47</b>	<b>0.00</b>	<b>0.00</b>	<b>0.00</b>	<b>133.38</b>	<b>0.00</b>
27/10/2020	12/11/2020	2,839.00	9,019.58	9,064.85	45.27	9,019.58	9,019.58	0.00	0.00	0.00	45.27	0.00
		<b>2,839.00</b>	<b>9,019.58</b>	<b>9,064.85</b>	<b>45.27</b>	<b>9,019.58</b>	<b>9,019.58</b>	<b>0.00</b>	<b>0.00</b>	<b>0.00</b>	<b>45.27</b>	<b>0.00</b>
03/12/2020	03/12/2020	2,752.00	9,018.99	9,089.17	70.18	9,018.99	9,018.99	0.00	0.00	0.00	70.18	0.00
		<b>2,752.00</b>	<b>9,018.99</b>	<b>9,089.17</b>	<b>70.18</b>	<b>9,018.99</b>	<b>9,018.99</b>	<b>0.00</b>	<b>0.00</b>	<b>0.00</b>	<b>70.18</b>	<b>0.00</b>
11/12/2020	14/12/2020	2,777.00	8,961.89	9,088.61	126.72	8,961.89	8,961.89	0.00	0.00	0.00	126.72	0.00
		<b>2,777.00</b>	<b>8,961.89</b>	<b>9,088.61</b>	<b>126.72</b>	<b>8,961.89</b>	<b>8,961.89</b>	<b>0.00</b>	<b>0.00</b>	<b>0.00</b>	<b>126.72</b>	<b>0.00</b>
11/02/2021	16/02/2021	3,125.00	9,082.45	8,918.10	(164.35)	9,082.45	9,082.45	0.00	0.00	0.00	0.00	(164.35)
12/02/2021	16/02/2021	89.00	249.75	253.99	4.24	249.75	249.75	0.00	0.00	0.00	4.24	0.00

AMN SUPER FUND

# Realised Capital Gains Report

For The Period 01 July 2020 - 30 June 2021

Investment		Accounting Treatment				Tax Treatment						
Purchase Contract Date	Disposal Contract Date	Units	Cost	Proceeds	Accounting Profit/(Loss)	Adjusted Cost Base	Reduced Cost Base	Indexed Cost Base	Indexed Gains	Discounted Gains (Gross)	Other Gains	Capital Loss
<b>Shares in Listed Companies (Australian)</b>												
		<b>3,214.00</b>	<b>9,332.20</b>	<b>9,172.09</b>	<b>(160.11)</b>	<b>9,332.20</b>	<b>9,332.20</b>	<b>0.00</b>	<b>0.00</b>	<b>0.00</b>	<b>4.24</b>	<b>(164.35)</b>
24/02/2021	25/02/2021	3,214.00	9,019.15	9,268.51	249.36	9,019.15	9,019.15	0.00	0.00	0.00	249.36	0.00
		<b>3,214.00</b>	<b>9,019.15</b>	<b>9,268.51</b>	<b>249.36</b>	<b>9,019.15</b>	<b>9,019.15</b>	<b>0.00</b>	<b>0.00</b>	<b>0.00</b>	<b>249.36</b>	<b>0.00</b>
12/02/2021	05/05/2021	3,125.00	8,769.40	9,230.05	460.65	8,769.40	8,769.40	0.00	0.00	0.00	460.65	0.00
		<b>3,125.00</b>	<b>8,769.40</b>	<b>9,230.05</b>	<b>460.65</b>	<b>8,769.40</b>	<b>8,769.40</b>	<b>0.00</b>	<b>0.00</b>	<b>0.00</b>	<b>460.65</b>	<b>0.00</b>
CCL.AX - Coca-cola Amatil Limited												
07/07/2020	16/07/2020	15.00	141.40	131.19	(10.21)	141.40	141.40	0.00	0.00	0.00	0.00	(10.21)
08/07/2020	16/07/2020	567.00	4,891.83	4,958.82	66.99	4,891.83	4,891.83	0.00	0.00	0.00	66.99	0.00
		<b>582.00</b>	<b>5,033.23</b>	<b>5,090.01</b>	<b>56.78</b>	<b>5,033.23</b>	<b>5,033.23</b>	<b>0.00</b>	<b>0.00</b>	<b>0.00</b>	<b>66.99</b>	<b>(10.21)</b>
CSL.AX - CSL Limited												
24/07/2020	03/08/2020	18.00	5,015.85	4,963.35	(52.50)	5,015.85	5,015.85	0.00	0.00	0.00	0.00	(52.50)
		<b>18.00</b>	<b>5,015.85</b>	<b>4,963.35</b>	<b>(52.50)</b>	<b>5,015.85</b>	<b>5,015.85</b>	<b>0.00</b>	<b>0.00</b>	<b>0.00</b>	<b>0.00</b>	<b>(52.50)</b>
07/09/2020	07/09/2020	28.00	7,859.95	7,835.45	(24.50)	7,859.95	7,859.95	0.00	0.00	0.00	0.00	(24.50)
		<b>28.00</b>	<b>7,859.95</b>	<b>7,835.45</b>	<b>(24.50)</b>	<b>7,859.95</b>	<b>7,859.95</b>	<b>0.00</b>	<b>0.00</b>	<b>0.00</b>	<b>0.00</b>	<b>(24.50)</b>
ELD.AX - Elders Limited												
07/12/2020	07/12/2020	898.00	9,017.91	9,067.81	49.90	9,017.91	9,017.91	0.00	0.00	0.00	49.90	0.00
		<b>898.00</b>	<b>9,017.91</b>	<b>9,067.81</b>	<b>49.90</b>	<b>9,017.91</b>	<b>9,017.91</b>	<b>0.00</b>	<b>0.00</b>	<b>0.00</b>	<b>49.90</b>	<b>0.00</b>
16/12/2020	17/12/2020	909.00	9,091.77	9,010.97	(80.80)	9,091.77	9,091.77	0.00	0.00	0.00	0.00	(80.80)
		<b>909.00</b>	<b>9,091.77</b>	<b>9,010.97</b>	<b>(80.80)</b>	<b>9,091.77</b>	<b>9,091.77</b>	<b>0.00</b>	<b>0.00</b>	<b>0.00</b>	<b>0.00</b>	<b>(80.80)</b>
ELO.AX - Elmo Software Limited												

AMN SUPER FUND

# Realised Capital Gains Report

For The Period 01 July 2020 - 30 June 2021

Investment		Accounting Treatment				Tax Treatment						
Purchase Contract Date	Disposal Contract Date	Units	Cost	Proceeds	Accounting Profit/(Loss)	Adjusted Cost Base	Reduced Cost Base	Indexed Cost Base	Indexed Gains	Discounted Gains (Gross)	Other Gains	Capital Loss
<b>Shares in Listed Companies (Australian)</b>												
18/03/2021	18/03/2021	1,775.00	9,019.20	9,121.30	102.10	9,019.20	9,019.20	0.00	0.00	0.00	102.10	0.00
		<b>1,775.00</b>	<b>9,019.20</b>	<b>9,121.30</b>	<b>102.10</b>	<b>9,019.20</b>	<b>9,019.20</b>	<b>0.00</b>	<b>0.00</b>	<b>0.00</b>	<b>102.10</b>	<b>0.00</b>
17/03/2021	18/03/2021	1,778.00	9,016.63	9,136.75	120.12	9,016.63	9,016.63	0.00	0.00	0.00	120.12	0.00
		<b>1,778.00</b>	<b>9,016.63</b>	<b>9,136.75</b>	<b>120.12</b>	<b>9,016.63</b>	<b>9,016.63</b>	<b>0.00</b>	<b>0.00</b>	<b>0.00</b>	<b>120.12</b>	<b>0.00</b>
19/03/2021	24/03/2021	1,782.00	9,036.87	9,157.35	120.48	9,036.87	9,036.87	0.00	0.00	0.00	120.48	0.00
		<b>1,782.00</b>	<b>9,036.87</b>	<b>9,157.35</b>	<b>120.48</b>	<b>9,036.87</b>	<b>9,036.87</b>	<b>0.00</b>	<b>0.00</b>	<b>0.00</b>	<b>120.48</b>	<b>0.00</b>
FNP.AX - Freedom Foods Group Limited												
29/05/2020	30/06/2021	1,234.00	5,153.39	446.58	(4,706.81)	5,153.39	5,153.39	0.00	0.00	0.00	0.00	(4,706.81)
		<b>1,234.00</b>	<b>5,153.39</b>	<b>446.58</b>	<b>(4,706.81)</b>	<b>5,153.39</b>	<b>5,153.39</b>	<b>0.00</b>	<b>0.00</b>	<b>0.00</b>	<b>0.00</b>	<b>(4,706.81)</b>
GGG.AX - Greenland Minerals and Energy Limited - Ordinary Fully Paid												
02/12/2020	04/12/2020	13,800.00	3,457.25	3,361.05	(96.20)	3,457.25	3,457.25	0.00	0.00	0.00	0.00	(96.20)
		<b>13,800.00</b>	<b>3,457.25</b>	<b>3,361.05</b>	<b>(96.20)</b>	<b>3,457.25</b>	<b>3,457.25</b>	<b>0.00</b>	<b>0.00</b>	<b>0.00</b>	<b>0.00</b>	<b>(96.20)</b>
02/12/2020	21/12/2020	24,200.00	6,062.71	6,151.05	88.35	6,062.71	6,062.71	0.00	0.00	0.00	88.35	0.00
		<b>24,200.00</b>	<b>6,062.71</b>	<b>6,151.05</b>	<b>88.35</b>	<b>6,062.71</b>	<b>6,062.71</b>	<b>0.00</b>	<b>0.00</b>	<b>0.00</b>	<b>88.35</b>	<b>0.00</b>
GXY.AX - Galaxy Resources Limited												
10/08/2020	10/08/2020	4,000.00	4,999.95	5,000.05	0.10	4,999.95	4,999.95	0.00	0.00	0.00	0.10	0.00
		<b>4,000.00</b>	<b>4,999.95</b>	<b>5,000.05</b>	<b>0.10</b>	<b>4,999.95</b>	<b>4,999.95</b>	<b>0.00</b>	<b>0.00</b>	<b>0.00</b>	<b>0.10</b>	<b>0.00</b>
12/08/2020	13/08/2020	4,098.00	4,855.59	4,979.61	124.02	4,855.59	4,855.59	0.00	0.00	0.00	124.02	0.00
		<b>4,098.00</b>	<b>4,855.59</b>	<b>4,979.61</b>	<b>124.02</b>	<b>4,855.59</b>	<b>4,855.59</b>	<b>0.00</b>	<b>0.00</b>	<b>0.00</b>	<b>124.02</b>	<b>0.00</b>
19/08/2020	27/08/2020	4,310.00	5,105.75	5,108.95	3.20	5,105.75	5,105.75	0.00	0.00	0.00	3.20	0.00



AMN SUPER FUND

# Realised Capital Gains Report

For The Period 01 July 2020 - 30 June 2021

Investment		Accounting Treatment				Tax Treatment						
Purchase Contract Date	Disposal Contract Date	Units	Cost	Proceeds	Accounting Profit/(Loss)	Adjusted Cost Base	Reduced Cost Base	Indexed Cost Base	Indexed Gains	Discounted Gains (Gross)	Other Gains	Capital Loss
<b>Shares in Listed Companies (Australian)</b>												
		<b>4,310.00</b>	<b>5,105.75</b>	<b>5,108.95</b>	<b>3.20</b>	<b>5,105.75</b>	<b>5,105.75</b>	<b>0.00</b>	<b>0.00</b>	<b>0.00</b>	<b>3.20</b>	<b>0.00</b>
23/09/2020	06/10/2020	5,925.00	8,018.70	7,446.51	(572.19)	8,018.70	8,018.70	0.00	0.00	0.00	0.00	(572.19)
23/09/2020	06/10/2020	300.00	386.46	377.04	(9.42)	386.46	386.46	0.00	0.00	0.00	0.00	(9.42)
		<b>6,225.00</b>	<b>8,405.16</b>	<b>7,823.55</b>	<b>(581.61)</b>	<b>8,405.16</b>	<b>8,405.16</b>	<b>0.00</b>	<b>0.00</b>	<b>0.00</b>	<b>0.00</b>	<b>(581.61)</b>
23/09/2020	26/10/2020	5,925.00	7,632.62	8,156.55	523.93	7,632.62	7,632.62	0.00	0.00	0.00	523.93	0.00
		<b>5,925.00</b>	<b>7,632.62</b>	<b>8,156.55</b>	<b>523.93</b>	<b>7,632.62</b>	<b>7,632.62</b>	<b>0.00</b>	<b>0.00</b>	<b>0.00</b>	<b>523.93</b>	<b>0.00</b>
HCT.AX - Holista Colltech Limited												
03/06/2020	19/10/2020	32,258.00	5,019.94	5,786.49	766.55	5,019.94	5,019.94	0.00	0.00	0.00	766.55	0.00
		<b>32,258.00</b>	<b>5,019.94</b>	<b>5,786.49</b>	<b>766.55</b>	<b>5,019.94</b>	<b>5,019.94</b>	<b>0.00</b>	<b>0.00</b>	<b>0.00</b>	<b>766.55</b>	<b>0.00</b>
JMS.AX - Jupiter Mines Limited.												
19/08/2020	21/08/2020	12,752.00	3,584.81	3,805.65	220.84	3,584.81	3,584.81	0.00	0.00	0.00	220.84	0.00
		<b>12,752.00</b>	<b>3,584.81</b>	<b>3,805.65</b>	<b>220.84</b>	<b>3,584.81</b>	<b>3,584.81</b>	<b>0.00</b>	<b>0.00</b>	<b>0.00</b>	<b>220.84</b>	<b>0.00</b>
19/08/2020	01/09/2020	5,105.00	1,435.10	1,403.88	(31.22)	1,435.10	1,435.10	0.00	0.00	0.00	0.00	(31.22)
		<b>5,105.00</b>	<b>1,435.10</b>	<b>1,403.88</b>	<b>(31.22)</b>	<b>1,435.10</b>	<b>1,435.10</b>	<b>0.00</b>	<b>0.00</b>	<b>0.00</b>	<b>0.00</b>	<b>(31.22)</b>
KGN.AX - Kogan.com Ltd												
25/08/2020	01/09/2020	400.00	8,607.95	8,608.05	0.10	8,607.95	8,607.95	0.00	0.00	0.00	0.10	0.00
		<b>400.00</b>	<b>8,607.95</b>	<b>8,608.05</b>	<b>0.10</b>	<b>8,607.95</b>	<b>8,607.95</b>	<b>0.00</b>	<b>0.00</b>	<b>0.00</b>	<b>0.10</b>	<b>0.00</b>
04/09/2020	07/09/2020	392.00	7,620.83	7,620.13	(0.70)	7,620.83	7,620.83	0.00	0.00	0.00	0.00	(0.70)
		<b>392.00</b>	<b>7,620.83</b>	<b>7,620.13</b>	<b>(0.70)</b>	<b>7,620.83</b>	<b>7,620.83</b>	<b>0.00</b>	<b>0.00</b>	<b>0.00</b>	<b>0.00</b>	<b>(0.70)</b>
09/09/2020	09/09/2020	419.00	8,001.90	8,045.80	43.90	8,001.90	8,001.90	0.00	0.00	0.00	43.90	0.00

AMN SUPER FUND

# Realised Capital Gains Report

For The Period 01 July 2020 - 30 June 2021

Investment		Accounting Treatment				Tax Treatment						
Purchase Contract Date	Disposal Contract Date	Units	Cost	Proceeds	Accounting Profit/(Loss)	Adjusted Cost Base	Reduced Cost Base	Indexed Cost Base	Indexed Gains	Discounted Gains (Gross)	Other Gains	Capital Loss
<b>Shares in Listed Companies (Australian)</b>												
		<b>419.00</b>	<b>8,001.90</b>	<b>8,045.80</b>	<b>43.90</b>	<b>8,001.90</b>	<b>8,001.90</b>	<b>0.00</b>	<b>0.00</b>	<b>0.00</b>	<b>43.90</b>	<b>0.00</b>
11/09/2020	11/09/2020	419.00	7,809.16	7,907.53	98.37	7,809.16	7,809.16	0.00	0.00	0.00	98.37	0.00
		<b>419.00</b>	<b>7,809.16</b>	<b>7,907.53</b>	<b>98.37</b>	<b>7,809.16</b>	<b>7,809.16</b>	<b>0.00</b>	<b>0.00</b>	<b>0.00</b>	<b>98.37</b>	<b>0.00</b>
01/03/2021	01/03/2021	632.00	8,899.55	9,049.25	149.70	8,899.55	8,899.55	0.00	0.00	0.00	149.70	0.00
		<b>632.00</b>	<b>8,899.55</b>	<b>9,049.25</b>	<b>149.70</b>	<b>8,899.55</b>	<b>8,899.55</b>	<b>0.00</b>	<b>0.00</b>	<b>0.00</b>	<b>149.70</b>	<b>0.00</b>
02/03/2021	03/03/2021	642.00	9,007.95	9,154.23	146.28	9,007.95	9,007.95	0.00	0.00	0.00	146.28	0.00
		<b>642.00</b>	<b>9,007.95</b>	<b>9,154.23</b>	<b>146.28</b>	<b>9,007.95</b>	<b>9,007.95</b>	<b>0.00</b>	<b>0.00</b>	<b>0.00</b>	<b>146.28</b>	<b>0.00</b>
05/03/2021	11/03/2021	31.00	427.82	401.06	(26.76)	427.82	427.82	0.00	0.00	0.00	0.00	(26.76)
		<b>31.00</b>	<b>427.82</b>	<b>401.06</b>	<b>(26.76)</b>	<b>427.82</b>	<b>427.82</b>	<b>0.00</b>	<b>0.00</b>	<b>0.00</b>	<b>0.00</b>	<b>(26.76)</b>
05/03/2021	12/03/2021	609.00	8,404.54	8,098.02	(306.52)	8,404.54	8,404.54	0.00	0.00	0.00	0.00	(306.52)
		<b>609.00</b>	<b>8,404.54</b>	<b>8,098.02</b>	<b>(306.52)</b>	<b>8,404.54</b>	<b>8,404.54</b>	<b>0.00</b>	<b>0.00</b>	<b>0.00</b>	<b>0.00</b>	<b>(306.52)</b>
05/03/2021	16/03/2021	13.00	179.41	180.30	0.90	179.41	179.41	0.00	0.00	0.00	0.90	0.00
11/03/2021	16/03/2021	640.00	8,339.95	8,876.45	536.50	8,339.95	8,339.95	0.00	0.00	0.00	536.50	0.00
		<b>653.00</b>	<b>8,519.36</b>	<b>9,056.75</b>	<b>537.40</b>	<b>8,519.36</b>	<b>8,519.36</b>	<b>0.00</b>	<b>0.00</b>	<b>0.00</b>	<b>537.40</b>	<b>0.00</b>
25/03/2021	25/03/2021	717.00	9,018.30	9,150.48	132.18	9,018.30	9,018.30	0.00	0.00	0.00	132.18	0.00
		<b>717.00</b>	<b>9,018.30</b>	<b>9,150.48</b>	<b>132.18</b>	<b>9,018.30</b>	<b>9,018.30</b>	<b>0.00</b>	<b>0.00</b>	<b>0.00</b>	<b>132.18</b>	<b>0.00</b>
29/03/2021	06/04/2021	689.00	9,011.40	8,930.94	(80.46)	9,011.40	9,011.40	0.00	0.00	0.00	0.00	(80.46)
30/03/2021	06/04/2021	28.00	352.18	362.94	10.76	352.18	352.18	0.00	0.00	0.00	10.76	0.00
		<b>717.00</b>	<b>9,363.58</b>	<b>9,293.88</b>	<b>(69.70)</b>	<b>9,363.58</b>	<b>9,363.58</b>	<b>0.00</b>	<b>0.00</b>	<b>0.00</b>	<b>10.76</b>	<b>(80.46)</b>
07/04/2021	09/04/2021	689.00	8,776.60	9,088.63	312.03	8,776.60	8,776.60	0.00	0.00	0.00	312.03	0.00

AMN SUPER FUND

# Realised Capital Gains Report

For The Period 01 July 2020 - 30 June 2021

Investment		Accounting Treatment				Tax Treatment						
Purchase Contract Date	Disposal Contract Date	Units	Cost	Proceeds	Accounting Profit/(Loss)	Adjusted Cost Base	Reduced Cost Base	Indexed Cost Base	Indexed Gains	Discounted Gains (Gross)	Other Gains	Capital Loss
<b>Shares in Listed Companies (Australian)</b>												
		<b>689.00</b>	<b>8,776.60</b>	<b>9,088.63</b>	<b>312.03</b>	<b>8,776.60</b>	<b>8,776.60</b>	<b>0.00</b>	<b>0.00</b>	<b>0.00</b>	<b>312.03</b>	<b>0.00</b>
07/04/2021	09/04/2021	19.00	242.03	246.46	4.44	242.03	242.03	0.00	0.00	0.00	4.44	0.00
30/03/2021	09/04/2021	689.00	8,666.12	8,937.59	271.46	8,666.12	8,666.12	0.00	0.00	0.00	271.46	0.00
		<b>708.00</b>	<b>8,908.15</b>	<b>9,184.05</b>	<b>275.90</b>	<b>8,908.15</b>	<b>8,908.15</b>	<b>0.00</b>	<b>0.00</b>	<b>0.00</b>	<b>275.90</b>	<b>0.00</b>
12/04/2021	12/04/2021	685.00	9,007.15	8,945.07	(62.08)	9,007.15	9,007.15	0.00	0.00	0.00	0.00	(62.08)
12/04/2021	12/04/2021	708.00	8,933.67	9,245.42	311.75	8,933.67	8,933.67	0.00	0.00	0.00	311.75	0.00
		<b>1,393.00</b>	<b>17,940.82</b>	<b>18,190.49</b>	<b>249.67</b>	<b>17,940.82</b>	<b>17,940.82</b>	<b>0.00</b>	<b>0.00</b>	<b>0.00</b>	<b>311.75</b>	<b>(62.08)</b>
22/04/2021	23/04/2021	96.00	1,207.46	1,078.29	(129.17)	1,207.46	1,207.46	0.00	0.00	0.00	0.00	(129.17)
		<b>96.00</b>	<b>1,207.46</b>	<b>1,078.29</b>	<b>(129.17)</b>	<b>1,207.46</b>	<b>1,207.46</b>	<b>0.00</b>	<b>0.00</b>	<b>0.00</b>	<b>0.00</b>	<b>(129.17)</b>
22/04/2021	23/04/2021	624.00	7,848.49	6,915.35	(933.14)	7,848.49	7,848.49	0.00	0.00	0.00	0.00	(933.14)
23/04/2021	23/04/2021	96.00	1,063.15	1,063.90	0.75	1,063.15	1,063.15	0.00	0.00	0.00	0.75	0.00
		<b>720.00</b>	<b>8,911.64</b>	<b>7,979.25</b>	<b>(932.39)</b>	<b>8,911.64</b>	<b>8,911.64</b>	<b>0.00</b>	<b>0.00</b>	<b>0.00</b>	<b>0.75</b>	<b>(933.14)</b>
23/04/2021	28/06/2021	720.00	7,973.60	9,052.05	1,078.45	7,973.60	7,973.60	0.00	0.00	0.00	1,078.45	0.00
		<b>720.00</b>	<b>7,973.60</b>	<b>9,052.05</b>	<b>1,078.45</b>	<b>7,973.60</b>	<b>7,973.60</b>	<b>0.00</b>	<b>0.00</b>	<b>0.00</b>	<b>1,078.45</b>	<b>0.00</b>
LYC.AX - Lynas Rare Earths Limited												
24/06/2020	06/07/2020	2,525.00	5,019.45	5,030.05	10.60	5,019.45	5,019.45	0.00	0.00	0.00	10.60	0.00
		<b>2,525.00</b>	<b>5,019.45</b>	<b>5,030.05</b>	<b>10.60</b>	<b>5,019.45</b>	<b>5,019.45</b>	<b>0.00</b>	<b>0.00</b>	<b>0.00</b>	<b>10.60</b>	<b>0.00</b>
31/07/2020	03/08/2020	2,272.00	5,018.35	5,092.05	73.70	5,018.35	5,018.35	0.00	0.00	0.00	73.70	0.00
		<b>2,272.00</b>	<b>5,018.35</b>	<b>5,092.05</b>	<b>73.70</b>	<b>5,018.35</b>	<b>5,018.35</b>	<b>0.00</b>	<b>0.00</b>	<b>0.00</b>	<b>73.70</b>	<b>0.00</b>
24/08/2020	24/08/2020	3,292.00	8,019.51	8,144.21	124.70	8,019.51	8,019.51	0.00	0.00	0.00	124.70	0.00

AMN SUPER FUND

# Realised Capital Gains Report

For The Period 01 July 2020 - 30 June 2021

Investment		Accounting Treatment				Tax Treatment						
Purchase Contract Date	Disposal Contract Date	Units	Cost	Proceeds	Accounting Profit/(Loss)	Adjusted Cost Base	Reduced Cost Base	Indexed Cost Base	Indexed Gains	Discounted Gains (Gross)	Other Gains	Capital Loss
<b>Shares in Listed Companies (Australian)</b>												
		<b>3,292.00</b>	<b>8,019.51</b>	<b>8,144.21</b>	<b>124.70</b>	<b>8,019.51</b>	<b>8,019.51</b>	<b>0.00</b>	<b>0.00</b>	<b>0.00</b>	<b>124.70</b>	<b>0.00</b>
26/08/2020	27/08/2020	3,333.00	8,019.15	8,079.24	60.09	8,019.15	8,019.15	0.00	0.00	0.00	60.09	0.00
		<b>3,333.00</b>	<b>8,019.15</b>	<b>8,079.24</b>	<b>60.09</b>	<b>8,019.15</b>	<b>8,019.15</b>	<b>0.00</b>	<b>0.00</b>	<b>0.00</b>	<b>60.09</b>	<b>0.00</b>
04/09/2020	04/09/2020	3,404.00	8,053.39	8,081.57	28.18	8,053.39	8,053.39	0.00	0.00	0.00	28.18	0.00
		<b>3,404.00</b>	<b>8,053.39</b>	<b>8,081.57</b>	<b>28.18</b>	<b>8,053.39</b>	<b>8,053.39</b>	<b>0.00</b>	<b>0.00</b>	<b>0.00</b>	<b>28.18</b>	<b>0.00</b>
10/09/2020	11/09/2020	3,493.00	8,333.29	8,328.32	(4.97)	8,333.29	8,333.29	0.00	0.00	0.00	0.00	(4.97)
		<b>3,493.00</b>	<b>8,333.29</b>	<b>8,328.32</b>	<b>(4.97)</b>	<b>8,333.29</b>	<b>8,333.29</b>	<b>0.00</b>	<b>0.00</b>	<b>0.00</b>	<b>0.00</b>	<b>(4.97)</b>
22/01/2021	22/01/2021	1,550.00	7,986.95	8,071.05	84.10	7,986.95	7,986.95	0.00	0.00	0.00	84.10	0.00
		<b>1,550.00</b>	<b>7,986.95</b>	<b>8,071.05</b>	<b>84.10</b>	<b>7,986.95</b>	<b>7,986.95</b>	<b>0.00</b>	<b>0.00</b>	<b>0.00</b>	<b>84.10</b>	<b>0.00</b>
MVP.AX - Medical Developments International Limited												
01/05/2020	02/11/2020	135.00	978.86	701.53	(277.33)	978.86	978.86	0.00	0.00	0.00	0.00	(277.33)
01/05/2020	02/11/2020	52.00	375.44	270.22	(105.22)	375.44	375.44	0.00	0.00	0.00	0.00	(105.22)
		<b>187.00</b>	<b>1,354.30</b>	<b>971.75</b>	<b>(382.55)</b>	<b>1,354.30</b>	<b>1,354.30</b>	<b>0.00</b>	<b>0.00</b>	<b>0.00</b>	<b>0.00</b>	<b>(382.55)</b>
NAB.AX - National Australia Bank Limited												
04/11/2019	27/04/2021	71.00	2,007.95	1,868.65	(139.30)	2,007.95	2,007.95	0.00	0.00	0.00	0.00	(139.30)
		<b>71.00</b>	<b>2,007.95</b>	<b>1,868.65</b>	<b>(139.30)</b>	<b>2,007.95</b>	<b>2,007.95</b>	<b>0.00</b>	<b>0.00</b>	<b>0.00</b>	<b>0.00</b>	<b>(139.30)</b>
NAN.AX - Nanosonics Limited												
07/07/2020	07/07/2020	758.00	5,015.17	5,081.39	66.22	5,015.17	5,015.17	0.00	0.00	0.00	66.22	0.00
		<b>758.00</b>	<b>5,015.17</b>	<b>5,081.39</b>	<b>66.22</b>	<b>5,015.17</b>	<b>5,015.17</b>	<b>0.00</b>	<b>0.00</b>	<b>0.00</b>	<b>66.22</b>	<b>0.00</b>
08/07/2020	09/07/2020	764.00	5,016.51	5,075.93	59.42	5,016.51	5,016.51	0.00	0.00	0.00	59.42	0.00

AMN SUPER FUND

# Realised Capital Gains Report

For The Period 01 July 2020 - 30 June 2021

Investment		Accounting Treatment				Tax Treatment						
Purchase Contract Date	Disposal Contract Date	Units	Cost	Proceeds	Accounting Profit/(Loss)	Adjusted Cost Base	Reduced Cost Base	Indexed Cost Base	Indexed Gains	Discounted Gains (Gross)	Other Gains	Capital Loss
<b>Shares in Listed Companies (Australian)</b>												
		<b>764.00</b>	<b>5,016.51</b>	<b>5,075.93</b>	<b>59.42</b>	<b>5,016.51</b>	<b>5,016.51</b>	<b>0.00</b>	<b>0.00</b>	<b>0.00</b>	<b>59.42</b>	<b>0.00</b>
NEW.AX1 - NEW Energy Solar Limited												
02/12/2020	02/12/2020	10,778.00	9,019.58	9,141.35	121.77	9,019.58	9,019.58	0.00	0.00	0.00	121.77	0.00
		<b>10,778.00</b>	<b>9,019.58</b>	<b>9,141.35</b>	<b>121.77</b>	<b>9,019.58</b>	<b>9,019.58</b>	<b>0.00</b>	<b>0.00</b>	<b>0.00</b>	<b>121.77</b>	<b>0.00</b>
15/04/2021	23/04/2021	11,250.00	9,019.95	8,867.55	(152.40)	9,019.95	9,019.95	0.00	0.00	0.00	0.00	(152.40)
		<b>11,250.00</b>	<b>9,019.95</b>	<b>8,867.55</b>	<b>(152.40)</b>	<b>9,019.95</b>	<b>9,019.95</b>	<b>0.00</b>	<b>0.00</b>	<b>0.00</b>	<b>0.00</b>	<b>(152.40)</b>
ORG.AX - Origin Energy Limited												
19/04/2021	22/04/2021	2,127.00	9,038.43	8,616.80	(421.63)	9,038.43	9,038.43	0.00	0.00	0.00	0.00	(421.63)
21/04/2021	22/04/2021	128.00	518.25	518.55	0.29	518.25	518.25	0.00	0.00	0.00	0.29	0.00
		<b>2,255.00</b>	<b>9,556.68</b>	<b>9,135.35</b>	<b>(421.34)</b>	<b>9,556.68</b>	<b>9,556.68</b>	<b>0.00</b>	<b>0.00</b>	<b>0.00</b>	<b>0.29</b>	<b>(421.63)</b>
21/04/2021	27/04/2021	2,122.00	8,591.70	8,722.69	130.99	8,591.70	8,591.70	0.00	0.00	0.00	130.99	0.00
		<b>2,122.00</b>	<b>8,591.70</b>	<b>8,722.69</b>	<b>130.99</b>	<b>8,591.70</b>	<b>8,591.70</b>	<b>0.00</b>	<b>0.00</b>	<b>0.00</b>	<b>130.99</b>	<b>0.00</b>
S32.AX - South32 Limited												
29/10/2020	30/10/2020	4,390.00	9,019.45	8,805.74	(213.71)	9,019.45	9,019.45	0.00	0.00	0.00	0.00	(213.71)
		<b>4,390.00</b>	<b>9,019.45</b>	<b>8,805.74</b>	<b>(213.71)</b>	<b>9,019.45</b>	<b>9,019.45</b>	<b>0.00</b>	<b>0.00</b>	<b>0.00</b>	<b>0.00</b>	<b>(213.71)</b>
SPL.AX - Starpharma Holdings Limited												
27/11/2020	27/11/2020	7,114.00	9,019.16	9,085.97	66.81	9,019.16	9,019.16	0.00	0.00	0.00	66.81	0.00
		<b>7,114.00</b>	<b>9,019.16</b>	<b>9,085.97</b>	<b>66.81</b>	<b>9,019.16</b>	<b>9,019.16</b>	<b>0.00</b>	<b>0.00</b>	<b>0.00</b>	<b>66.81</b>	<b>0.00</b>
SPT.AX - Splitit Payments Ltd												
08/07/2020	08/07/2020	3,448.00	5,364.35	5,427.89	63.54	5,364.35	5,364.35	0.00	0.00	0.00	63.54	0.00

AMN SUPER FUND

# Realised Capital Gains Report

For The Period 01 July 2020 - 30 June 2021

Investment		Accounting Treatment				Tax Treatment						
Purchase Contract Date	Disposal Contract Date	Units	Cost	Proceeds	Accounting Profit/(Loss)	Adjusted Cost Base	Reduced Cost Base	Indexed Cost Base	Indexed Gains	Discounted Gains (Gross)	Other Gains	Capital Loss
<b>Shares in Listed Companies (Australian)</b>												
		<b>3,448.00</b>	<b>5,364.35</b>	<b>5,427.89</b>	<b>63.54</b>	<b>5,364.35</b>	<b>5,364.35</b>	<b>0.00</b>	<b>0.00</b>	<b>0.00</b>	<b>63.54</b>	<b>0.00</b>
17/07/2020	17/07/2020	3,571.00	5,090.77	5,122.29	31.52	5,090.77	5,090.77	0.00	0.00	0.00	31.52	0.00
		<b>3,571.00</b>	<b>5,090.77</b>	<b>5,122.29</b>	<b>31.52</b>	<b>5,090.77</b>	<b>5,090.77</b>	<b>0.00</b>	<b>0.00</b>	<b>0.00</b>	<b>31.52</b>	<b>0.00</b>
01/09/2020	08/09/2020	4,545.00	8,019.15	6,709.82	(1,309.33)	8,019.15	8,019.15	0.00	0.00	0.00	0.00	(1,309.33)
08/09/2020	08/09/2020	860.00	1,258.77	1,269.63	10.85	1,258.77	1,258.77	0.00	0.00	0.00	10.85	0.00
		<b>5,405.00</b>	<b>9,277.92</b>	<b>7,979.45</b>	<b>(1,298.48)</b>	<b>9,277.92</b>	<b>9,277.92</b>	<b>0.00</b>	<b>0.00</b>	<b>0.00</b>	<b>10.85</b>	<b>(1,309.33)</b>
15/10/2020	21/10/2020	5,333.00	7,939.46	8,166.21	226.75	7,939.46	7,939.46	0.00	0.00	0.00	226.75	0.00
		<b>5,333.00</b>	<b>7,939.46</b>	<b>8,166.21</b>	<b>226.75</b>	<b>7,939.46</b>	<b>7,939.46</b>	<b>0.00</b>	<b>0.00</b>	<b>0.00</b>	<b>226.75</b>	<b>0.00</b>
08/09/2020	02/11/2020	4,545.00	6,652.48	5,916.92	(735.56)	6,652.48	6,652.48	0.00	0.00	0.00	0.00	(735.56)
30/10/2020	02/11/2020	1,793.00	2,551.70	2,334.22	(217.48)	2,551.70	2,551.70	0.00	0.00	0.00	0.00	(217.48)
		<b>6,338.00</b>	<b>9,204.18</b>	<b>8,251.14</b>	<b>(953.04)</b>	<b>9,204.18</b>	<b>9,204.18</b>	<b>0.00</b>	<b>0.00</b>	<b>0.00</b>	<b>0.00</b>	<b>(953.04)</b>
27/01/2021	05/02/2021	5,555.00	8,074.70	8,312.55	237.85	8,074.70	8,074.70	0.00	0.00	0.00	237.85	0.00
		<b>5,555.00</b>	<b>8,074.70</b>	<b>8,312.55</b>	<b>237.85</b>	<b>8,074.70</b>	<b>8,074.70</b>	<b>0.00</b>	<b>0.00</b>	<b>0.00</b>	<b>237.85</b>	<b>0.00</b>
TD1.AX - Tali Digital Limited												
18/11/2019	02/11/2020	27,027.00	2,019.95	719.73	(1,300.22)	2,019.95	2,019.95	0.00	0.00	0.00	0.00	(1,300.22)
		<b>27,027.00</b>	<b>2,019.95</b>	<b>719.73</b>	<b>(1,300.22)</b>	<b>2,019.95</b>	<b>2,019.95</b>	<b>0.00</b>	<b>0.00</b>	<b>0.00</b>	<b>0.00</b>	<b>(1,300.22)</b>
TLS.AX - Telstra Group Limited												
30/09/2020	01/10/2020	2,909.00	8,165.15	8,125.25	(39.90)	8,165.15	8,165.15	0.00	0.00	0.00	0.00	(39.90)
		<b>2,909.00</b>	<b>8,165.15</b>	<b>8,125.25</b>	<b>(39.90)</b>	<b>8,165.15</b>	<b>8,165.15</b>	<b>0.00</b>	<b>0.00</b>	<b>0.00</b>	<b>0.00</b>	<b>(39.90)</b>
23/10/2020	28/10/2020	2,909.00	7,990.61	7,863.44	(127.17)	7,990.61	7,990.61	0.00	0.00	0.00	0.00	(127.17)

AMN SUPER FUND

# Realised Capital Gains Report

For The Period 01 July 2020 - 30 June 2021

Investment		Accounting Treatment				Tax Treatment						
Purchase Contract Date	Disposal Contract Date	Units	Cost	Proceeds	Accounting Profit/(Loss)	Adjusted Cost Base	Reduced Cost Base	Indexed Cost Base	Indexed Gains	Discounted Gains (Gross)	Other Gains	Capital Loss
<b>Shares in Listed Companies (Australian)</b>												
		<b>2,909.00</b>	<b>7,990.61</b>	<b>7,863.44</b>	<b>(127.17)</b>	<b>7,990.61</b>	<b>7,990.61</b>	<b>0.00</b>	<b>0.00</b>	<b>0.00</b>	<b>0.00</b>	<b>(127.17)</b>
TSO.AX - Tesoro Resources Limited												
25/11/2020	25/11/2020	34,615.00	9,366.00	9,499.18	133.18	9,366.00	9,366.00	0.00	0.00	0.00	133.18	0.00
		<b>34,615.00</b>	<b>9,366.00</b>	<b>9,499.18</b>	<b>133.18</b>	<b>9,366.00</b>	<b>9,366.00</b>	<b>0.00</b>	<b>0.00</b>	<b>0.00</b>	<b>133.18</b>	<b>0.00</b>
30/11/2020	01/12/2020	34,000.00	9,709.95	9,840.05	130.10	9,709.95	9,709.95	0.00	0.00	0.00	130.10	0.00
		<b>34,000.00</b>	<b>9,709.95</b>	<b>9,840.05</b>	<b>130.10</b>	<b>9,709.95</b>	<b>9,709.95</b>	<b>0.00</b>	<b>0.00</b>	<b>0.00</b>	<b>130.10</b>	<b>0.00</b>
03/12/2020	09/12/2020	30,000.00	9,319.95	9,280.05	(39.90)	9,319.95	9,319.95	0.00	0.00	0.00	0.00	(39.90)
		<b>30,000.00</b>	<b>9,319.95</b>	<b>9,280.05</b>	<b>(39.90)</b>	<b>9,319.95</b>	<b>9,319.95</b>	<b>0.00</b>	<b>0.00</b>	<b>0.00</b>	<b>0.00</b>	<b>(39.90)</b>
16/12/2020	18/12/2020	34,615.00	9,192.93	8,985.22	(207.71)	9,192.93	9,192.93	0.00	0.00	0.00	0.00	(207.71)
17/12/2020	18/12/2020	36,000.00	9,019.95	9,344.73	324.78	9,019.95	9,019.95	0.00	0.00	0.00	324.78	0.00
		<b>70,615.00</b>	<b>18,212.88</b>	<b>18,329.95</b>	<b>117.07</b>	<b>18,212.88</b>	<b>18,212.88</b>	<b>0.00</b>	<b>0.00</b>	<b>0.00</b>	<b>324.78</b>	<b>(207.71)</b>
31/05/2021	01/06/2021	56,250.00	9,301.20	9,542.55	241.35	9,301.20	9,301.20	0.00	0.00	0.00	241.35	0.00
		<b>56,250.00</b>	<b>9,301.20</b>	<b>9,542.55</b>	<b>241.35</b>	<b>9,301.20</b>	<b>9,301.20</b>	<b>0.00</b>	<b>0.00</b>	<b>0.00</b>	<b>241.35</b>	<b>0.00</b>
WOR.AX - Worley Limited												
13/07/2020	14/07/2020	584.00	5,013.15	5,072.53	59.38	5,013.15	5,013.15	0.00	0.00	0.00	59.38	0.00
		<b>584.00</b>	<b>5,013.15</b>	<b>5,072.53</b>	<b>59.38</b>	<b>5,013.15</b>	<b>5,013.15</b>	<b>0.00</b>	<b>0.00</b>	<b>0.00</b>	<b>59.38</b>	<b>0.00</b>
20/07/2020	21/07/2020	586.00	5,030.25	5,130.99	100.74	5,030.25	5,030.25	0.00	0.00	0.00	100.74	0.00
		<b>586.00</b>	<b>5,030.25</b>	<b>5,130.99</b>	<b>100.74</b>	<b>5,030.25</b>	<b>5,030.25</b>	<b>0.00</b>	<b>0.00</b>	<b>0.00</b>	<b>100.74</b>	<b>0.00</b>
29/07/2020	06/08/2020	584.00	5,013.15	5,014.29	1.14	5,013.15	5,013.15	0.00	0.00	0.00	1.14	0.00
		<b>584.00</b>	<b>5,013.15</b>	<b>5,014.29</b>	<b>1.14</b>	<b>5,013.15</b>	<b>5,013.15</b>	<b>0.00</b>	<b>0.00</b>	<b>0.00</b>	<b>1.14</b>	<b>0.00</b>

AMN SUPER FUND

# Realised Capital Gains Report

For The Period 01 July 2020 - 30 June 2021

Investment		Accounting Treatment				Tax Treatment						
Purchase Contract Date	Disposal Contract Date	Units	Cost	Proceeds	Accounting Profit/(Loss)	Adjusted Cost Base	Reduced Cost Base	Indexed Cost Base	Indexed Gains	Discounted Gains (Gross)	Other Gains	Capital Loss
<b>Shares in Listed Companies (Australian)</b>												
09/09/2020	09/09/2020	861.00	8,139.18	8,245.65	106.47	8,139.18	8,139.18	0.00	0.00	0.00	106.47	0.00
		<b>861.00</b>	<b>8,139.18</b>	<b>8,245.65</b>	<b>106.47</b>	<b>8,139.18</b>	<b>8,139.18</b>	<b>0.00</b>	<b>0.00</b>	<b>0.00</b>	<b>106.47</b>	<b>0.00</b>
11/09/2020	18/09/2020	837.00	7,912.86	8,057.10	144.24	7,912.86	7,912.86	0.00	0.00	0.00	144.24	0.00
		<b>837.00</b>	<b>7,912.86</b>	<b>8,057.10</b>	<b>144.24</b>	<b>7,912.86</b>	<b>7,912.86</b>	<b>0.00</b>	<b>0.00</b>	<b>0.00</b>	<b>144.24</b>	<b>0.00</b>
02/10/2020	02/10/2020	543.00	5,113.29	5,165.70	52.41	5,113.29	5,113.29	0.00	0.00	0.00	52.41	0.00
		<b>543.00</b>	<b>5,113.29</b>	<b>5,165.70</b>	<b>52.41</b>	<b>5,113.29</b>	<b>5,113.29</b>	<b>0.00</b>	<b>0.00</b>	<b>0.00</b>	<b>52.41</b>	<b>0.00</b>
26/10/2020	26/10/2020	857.00	9,061.30	9,150.40	89.10	9,061.30	9,061.30	0.00	0.00	0.00	89.10	0.00
26/10/2020	26/10/2020	20.00	210.45	213.55	3.09	210.45	210.45	0.00	0.00	0.00	3.09	0.00
		<b>877.00</b>	<b>9,271.75</b>	<b>9,363.95</b>	<b>92.19</b>	<b>9,271.75</b>	<b>9,271.75</b>	<b>0.00</b>	<b>0.00</b>	<b>0.00</b>	<b>92.19</b>	<b>0.00</b>
26/10/2020	28/10/2020	440.00	4,630.01	4,384.98	(245.03)	4,630.01	4,630.01	0.00	0.00	0.00	0.00	(245.03)
		<b>440.00</b>	<b>4,630.01</b>	<b>4,384.98</b>	<b>(245.03)</b>	<b>4,630.01</b>	<b>4,630.01</b>	<b>0.00</b>	<b>0.00</b>	<b>0.00</b>	<b>0.00</b>	<b>(245.03)</b>
26/10/2020	28/10/2020	417.00	4,387.99	4,181.60	(206.39)	4,387.99	4,387.99	0.00	0.00	0.00	0.00	(206.39)
27/10/2020	28/10/2020	482.00	4,961.12	4,833.40	(127.71)	4,961.12	4,961.12	0.00	0.00	0.00	0.00	(127.71)
		<b>899.00</b>	<b>9,349.11</b>	<b>9,015.00</b>	<b>(334.10)</b>	<b>9,349.11</b>	<b>9,349.11</b>	<b>0.00</b>	<b>0.00</b>	<b>0.00</b>	<b>0.00</b>	<b>(334.10)</b>
27/10/2020	30/10/2020	394.00	4,055.35	3,715.02	(340.34)	4,055.35	4,055.35	0.00	0.00	0.00	0.00	(340.34)
27/10/2020	30/10/2020	555.00	5,590.07	5,233.08	(356.98)	5,590.07	5,590.07	0.00	0.00	0.00	0.00	(356.98)
		<b>949.00</b>	<b>9,645.42</b>	<b>8,948.10</b>	<b>(697.32)</b>	<b>9,645.42</b>	<b>9,645.42</b>	<b>0.00</b>	<b>0.00</b>	<b>0.00</b>	<b>0.00</b>	<b>(697.32)</b>
27/10/2020	02/11/2020	344.00	3,464.83	3,140.74	(324.10)	3,464.83	3,464.83	0.00	0.00	0.00	0.00	(324.10)
30/10/2020	02/11/2020	656.00	6,310.69	5,989.31	(321.37)	6,310.69	6,310.69	0.00	0.00	0.00	0.00	(321.37)
		<b>1,000.00</b>	<b>9,775.52</b>	<b>9,130.05</b>	<b>(645.47)</b>	<b>9,775.52</b>	<b>9,775.52</b>	<b>0.00</b>	<b>0.00</b>	<b>0.00</b>	<b>0.00</b>	<b>(645.47)</b>



AMN SUPER FUND

# Realised Capital Gains Report

For The Period 01 July 2020 - 30 June 2021

Investment		Accounting Treatment				Tax Treatment						
Purchase Contract Date	Disposal Contract Date	Units	Cost	Proceeds	Accounting Profit/(Loss)	Adjusted Cost Base	Reduced Cost Base	Indexed Cost Base	Indexed Gains	Discounted Gains (Gross)	Other Gains	Capital Loss
<b>Shares in Listed Companies (Australian)</b>												
30/10/2020	10/11/2020	344.00	3,309.26	3,676.27	367.01	3,309.26	3,309.26	0.00	0.00	0.00	367.01	0.00
29/10/2020	10/11/2020	949.00	9,111.37	10,141.81	1,030.44	9,111.37	9,111.37	0.00	0.00	0.00	1,030.44	0.00
		<b>1,293.00</b>	<b>12,420.63</b>	<b>13,818.08</b>	<b>1,397.45</b>	<b>12,420.63</b>	<b>12,420.63</b>	<b>0.00</b>	<b>0.00</b>	<b>0.00</b>	<b>1,397.45</b>	<b>0.00</b>
27/05/2021	27/05/2021	929.00	9,736.33	9,669.52	(66.81)	9,736.33	9,736.33	0.00	0.00	0.00	0.00	(66.81)
		<b>929.00</b>	<b>9,736.33</b>	<b>9,669.52</b>	<b>(66.81)</b>	<b>9,736.33</b>	<b>9,736.33</b>	<b>0.00</b>	<b>0.00</b>	<b>0.00</b>	<b>0.00</b>	<b>(66.81)</b>
27/05/2021	28/05/2021	55.00	576.42	584.08	7.65	576.42	576.42	0.00	0.00	0.00	7.65	0.00
27/05/2021	28/05/2021	929.00	9,708.05	9,865.57	157.52	9,708.05	9,708.05	0.00	0.00	0.00	157.52	0.00
		<b>984.00</b>	<b>10,284.47</b>	<b>10,449.65</b>	<b>165.17</b>	<b>10,284.47</b>	<b>10,284.47</b>	<b>0.00</b>	<b>0.00</b>	<b>0.00</b>	<b>165.17</b>	<b>0.00</b>
Z1P.AX - Zip Co Limited.												
24/06/2020	08/07/2020	17.00	101.55	103.30	1.74	101.55	101.55	0.00	0.00	0.00	1.74	0.00
25/06/2020	08/07/2020	821.00	4,519.03	4,988.55	469.52	4,519.03	4,519.03	0.00	0.00	0.00	469.52	0.00
		<b>838.00</b>	<b>4,620.58</b>	<b>5,091.85</b>	<b>471.26</b>	<b>4,620.58</b>	<b>4,620.58</b>	<b>0.00</b>	<b>0.00</b>	<b>0.00</b>	<b>471.26</b>	<b>0.00</b>
13/07/2020	13/07/2020	684.00	5,013.15	5,075.85	62.70	5,013.15	5,013.15	0.00	0.00	0.00	62.70	0.00
		<b>684.00</b>	<b>5,013.15</b>	<b>5,075.85</b>	<b>62.70</b>	<b>5,013.15</b>	<b>5,013.15</b>	<b>0.00</b>	<b>0.00</b>	<b>0.00</b>	<b>62.70</b>	<b>0.00</b>
14/07/2020	15/07/2020	615.00	4,455.64	4,088.25	(367.39)	4,455.64	4,455.64	0.00	0.00	0.00	0.00	(367.39)
		<b>615.00</b>	<b>4,455.64</b>	<b>4,088.25</b>	<b>(367.39)</b>	<b>4,455.64</b>	<b>4,455.64</b>	<b>0.00</b>	<b>0.00</b>	<b>0.00</b>	<b>0.00</b>	<b>(367.39)</b>
14/07/2020	21/07/2020	185.00	1,340.31	1,157.41	(182.91)	1,340.31	1,340.31	0.00	0.00	0.00	0.00	(182.91)
15/07/2020	21/07/2020	615.00	4,048.20	3,847.59	(200.61)	4,048.20	4,048.20	0.00	0.00	0.00	0.00	(200.61)
16/07/2020	21/07/2020	40.00	244.95	250.25	5.30	244.95	244.95	0.00	0.00	0.00	5.30	0.00
		<b>840.00</b>	<b>5,633.46</b>	<b>5,255.25</b>	<b>(378.22)</b>	<b>5,633.46</b>	<b>5,633.46</b>	<b>0.00</b>	<b>0.00</b>	<b>0.00</b>	<b>5.30</b>	<b>(383.52)</b>
28/07/2020	03/08/2020	800.00	5,043.42	4,716.05	(327.37)	5,043.42	5,043.42	0.00	0.00	0.00	0.00	(327.37)

AMN SUPER FUND

# Realised Capital Gains Report

For The Period 01 July 2020 - 30 June 2021

Investment		Accounting Treatment				Tax Treatment						
Purchase Contract Date	Disposal Contract Date	Units	Cost	Proceeds	Accounting Profit/(Loss)	Adjusted Cost Base	Reduced Cost Base	Indexed Cost Base	Indexed Gains	Discounted Gains (Gross)	Other Gains	Capital Loss
<b>Shares in Listed Companies (Australian)</b>												
		<b>800.00</b>	<b>5,043.42</b>	<b>4,716.05</b>	<b>(327.37)</b>	<b>5,043.42</b>	<b>5,043.42</b>	<b>0.00</b>	<b>0.00</b>	<b>0.00</b>	<b>0.00</b>	<b>(327.37)</b>
28/07/2020	03/08/2020	22.00	138.69	126.88	(11.81)	138.69	138.69	0.00	0.00	0.00	0.00	(11.81)
16/07/2020	03/08/2020	800.00	4,899.00	4,613.86	(285.14)	4,899.00	4,899.00	0.00	0.00	0.00	0.00	(285.14)
03/08/2020	03/08/2020	58.00	337.85	334.51	(3.34)	337.85	337.85	0.00	0.00	0.00	0.00	(3.34)
		<b>880.00</b>	<b>5,375.54</b>	<b>5,075.25</b>	<b>(300.29)</b>	<b>5,375.54</b>	<b>5,375.54</b>	<b>0.00</b>	<b>0.00</b>	<b>0.00</b>	<b>0.00</b>	<b>(300.29)</b>
06/08/2020	10/08/2020	822.00	5,075.25	5,133.99	58.74	5,075.25	5,075.25	0.00	0.00	0.00	58.74	0.00
		<b>822.00</b>	<b>5,075.25</b>	<b>5,133.99</b>	<b>58.74</b>	<b>5,075.25</b>	<b>5,075.25</b>	<b>0.00</b>	<b>0.00</b>	<b>0.00</b>	<b>58.74</b>	<b>0.00</b>
03/08/2020	18/08/2020	742.00	4,322.10	4,738.21	416.11	4,322.10	4,322.10	0.00	0.00	0.00	416.11	0.00
03/08/2020	18/08/2020	80.00	456.21	510.86	54.64	456.21	456.21	0.00	0.00	0.00	54.64	0.00
		<b>822.00</b>	<b>4,778.31</b>	<b>5,249.07</b>	<b>470.75</b>	<b>4,778.31</b>	<b>4,778.31</b>	<b>0.00</b>	<b>0.00</b>	<b>0.00</b>	<b>470.75</b>	<b>0.00</b>
03/08/2020	24/08/2020	800.00	4,562.14	5,868.05	1,305.91	4,562.14	4,562.14	0.00	0.00	0.00	1,305.91	0.00
		<b>800.00</b>	<b>4,562.14</b>	<b>5,868.05</b>	<b>1,305.91</b>	<b>4,562.14</b>	<b>4,562.14</b>	<b>0.00</b>	<b>0.00</b>	<b>0.00</b>	<b>1,305.91</b>	<b>0.00</b>
01/09/2020	09/09/2020	919.00	7,923.35	6,060.17	(1,863.18)	7,923.35	7,923.35	0.00	0.00	0.00	0.00	(1,863.18)
08/09/2020	09/09/2020	352.00	2,402.65	2,321.19	(81.45)	2,402.65	2,402.65	0.00	0.00	0.00	0.00	(81.45)
		<b>1,271.00</b>	<b>10,326.00</b>	<b>8,381.36</b>	<b>(1,944.63)</b>	<b>10,326.00</b>	<b>10,326.00</b>	<b>0.00</b>	<b>0.00</b>	<b>0.00</b>	<b>0.00</b>	<b>(1,944.63)</b>
08/09/2020	18/09/2020	919.00	6,272.81	5,683.99	(588.82)	6,272.81	6,272.81	0.00	0.00	0.00	0.00	(588.82)
17/09/2020	18/09/2020	409.00	2,496.95	2,529.66	32.70	2,496.95	2,496.95	0.00	0.00	0.00	32.70	0.00
		<b>1,328.00</b>	<b>8,769.76</b>	<b>8,213.65</b>	<b>(556.12)</b>	<b>8,769.76</b>	<b>8,769.76</b>	<b>0.00</b>	<b>0.00</b>	<b>0.00</b>	<b>32.70</b>	<b>(588.82)</b>
17/09/2020	24/12/2020	919.00	5,610.52	4,832.94	(777.57)	5,610.52	5,610.52	0.00	0.00	0.00	0.00	(777.57)
22/12/2020	24/12/2020	881.00	4,458.81	4,633.11	174.29	4,458.81	4,458.81	0.00	0.00	0.00	174.29	0.00

AMN SUPER FUND

# Realised Capital Gains Report

For The Period 01 July 2020 - 30 June 2021

Investment		Accounting Treatment				Tax Treatment						
Purchase Contract Date	Disposal Contract Date	Units	Cost	Proceeds	Accounting Profit/(Loss)	Adjusted Cost Base	Reduced Cost Base	Indexed Cost Base	Indexed Gains	Discounted Gains (Gross)	Other Gains	Capital Loss
<b>Shares in Listed Companies (Australian)</b>												
		<b>1,800.00</b>	<b>10,069.33</b>	<b>9,466.05</b>	<b>(603.28)</b>	<b>10,069.33</b>	<b>10,069.33</b>	<b>0.00</b>	<b>0.00</b>	<b>0.00</b>	<b>174.29</b>	<b>(777.57)</b>
30/12/2020	08/01/2021	1,522.00	8,040.89	8,427.15	386.26	8,040.89	8,040.89	0.00	0.00	0.00	386.26	0.00
		<b>1,522.00</b>	<b>8,040.89</b>	<b>8,427.15</b>	<b>386.26</b>	<b>8,040.89</b>	<b>8,040.89</b>	<b>0.00</b>	<b>0.00</b>	<b>0.00</b>	<b>386.26</b>	<b>0.00</b>
11/01/2021	12/01/2021	1,509.00	8,093.10	8,249.37	156.27	8,093.10	8,093.10	0.00	0.00	0.00	156.27	0.00
		<b>1,509.00</b>	<b>8,093.10</b>	<b>8,249.37</b>	<b>156.27</b>	<b>8,093.10</b>	<b>8,093.10</b>	<b>0.00</b>	<b>0.00</b>	<b>0.00</b>	<b>156.27</b>	<b>0.00</b>
13/01/2021	13/01/2021	1,498.00	8,019.27	8,129.17	109.90	8,019.27	8,019.27	0.00	0.00	0.00	109.90	0.00
		<b>1,498.00</b>	<b>8,019.27</b>	<b>8,129.17</b>	<b>109.90</b>	<b>8,019.27</b>	<b>8,019.27</b>	<b>0.00</b>	<b>0.00</b>	<b>0.00</b>	<b>109.90</b>	<b>0.00</b>
25/01/2021	25/01/2021	1,128.00	8,017.47	8,112.93	95.46	8,017.47	8,017.47	0.00	0.00	0.00	95.46	0.00
		<b>1,128.00</b>	<b>8,017.47</b>	<b>8,112.93</b>	<b>95.46</b>	<b>8,017.47</b>	<b>8,017.47</b>	<b>0.00</b>	<b>0.00</b>	<b>0.00</b>	<b>95.46</b>	<b>0.00</b>
01/02/2021	01/02/2021	1,136.00	8,017.39	8,125.17	107.78	8,017.39	8,017.39	0.00	0.00	0.00	107.78	0.00
		<b>1,136.00</b>	<b>8,017.39</b>	<b>8,125.17</b>	<b>107.78</b>	<b>8,017.39</b>	<b>8,017.39</b>	<b>0.00</b>	<b>0.00</b>	<b>0.00</b>	<b>107.78</b>	<b>0.00</b>
22/12/2020	05/02/2021	919.00	4,651.14	7,865.07	3,213.93	4,651.14	4,651.14	0.00	0.00	0.00	3,213.93	0.00
		<b>919.00</b>	<b>4,651.14</b>	<b>7,865.07</b>	<b>3,213.93</b>	<b>4,651.14</b>	<b>4,651.14</b>	<b>0.00</b>	<b>0.00</b>	<b>0.00</b>	<b>3,213.93</b>	<b>0.00</b>
29/03/2021	30/03/2021	1,209.00	9,014.91	9,023.37	8.46	9,014.91	9,014.91	0.00	0.00	0.00	8.46	0.00
		<b>1,209.00</b>	<b>9,014.91</b>	<b>9,023.37</b>	<b>8.46</b>	<b>9,014.91</b>	<b>9,014.91</b>	<b>0.00</b>	<b>0.00</b>	<b>0.00</b>	<b>8.46</b>	<b>0.00</b>
26/04/2021	27/04/2021	1,048.00	9,011.79	8,364.05	(647.74)	9,011.79	9,011.79	0.00	0.00	0.00	0.00	(647.74)
		<b>1,048.00</b>	<b>9,011.79</b>	<b>8,364.05</b>	<b>(647.74)</b>	<b>9,011.79</b>	<b>9,011.79</b>	<b>0.00</b>	<b>0.00</b>	<b>0.00</b>	<b>0.00</b>	<b>(647.74)</b>
27/04/2021	20/05/2021	1,092.00	9,018.03	7,899.78	(1,118.25)	9,018.03	9,018.03	0.00	0.00	0.00	0.00	(1,118.25)
11/05/2021	20/05/2021	173.00	1,232.76	1,251.52	18.76	1,232.76	1,232.76	0.00	0.00	0.00	18.76	0.00
		<b>1,265.00</b>	<b>10,250.79</b>	<b>9,151.30</b>	<b>(1,099.49)</b>	<b>10,250.79</b>	<b>10,250.79</b>	<b>0.00</b>	<b>0.00</b>	<b>0.00</b>	<b>18.76</b>	<b>(1,118.25)</b>

AMN SUPER FUND

# Realised Capital Gains Report

For The Period 01 July 2020 - 30 June 2021

Investment		Accounting Treatment				Tax Treatment						
Purchase Contract Date	Disposal Contract Date	Units	Cost	Proceeds	Accounting Profit/(Loss)	Adjusted Cost Base	Reduced Cost Base	Indexed Cost Base	Indexed Gains	Discounted Gains (Gross)	Other Gains	Capital Loss
<b>Shares in Listed Companies (Australian)</b>												
11/05/2021	03/06/2021	1,092.00	7,781.34	7,556.31	(225.04)	7,781.34	7,781.34	0.00	0.00	0.00	0.00	(225.04)
02/06/2021	03/06/2021	1,814.00	12,553.44	12,552.32	(1.11)	12,553.44	12,553.44	0.00	0.00	0.00	0.00	(1.11)
		<b>2,906.00</b>	<b>20,334.78</b>	<b>20,108.63</b>	<b>(226.15)</b>	<b>20,334.78</b>	<b>20,334.78</b>	<b>0.00</b>	<b>0.00</b>	<b>0.00</b>	<b>0.00</b>	<b>(226.15)</b>
02/06/2021	23/06/2021	1,092.00	7,556.97	9,414.93	1,857.96	7,556.97	7,556.97	0.00	0.00	0.00	1,857.96	0.00
		<b>1,092.00</b>	<b>7,556.97</b>	<b>9,414.93</b>	<b>1,857.96</b>	<b>7,556.97</b>	<b>7,556.97</b>	<b>0.00</b>	<b>0.00</b>	<b>0.00</b>	<b>1,857.96</b>	<b>0.00</b>
ZNO.AX - Zoono Group Limited												
17/07/2020	22/07/2020	1,984.00	5,019.63	5,237.65	218.02	5,019.63	5,019.63	0.00	0.00	0.00	218.02	0.00
		<b>1,984.00</b>	<b>5,019.63</b>	<b>5,237.65</b>	<b>218.02</b>	<b>5,019.63</b>	<b>5,019.63</b>	<b>0.00</b>	<b>0.00</b>	<b>0.00</b>	<b>218.02</b>	<b>0.00</b>
03/08/2020	04/08/2020	2,325.00	5,018.70	5,071.80	53.10	5,018.70	5,018.70	0.00	0.00	0.00	53.10	0.00
		<b>2,325.00</b>	<b>5,018.70</b>	<b>5,071.80</b>	<b>53.10</b>	<b>5,018.70</b>	<b>5,018.70</b>	<b>0.00</b>	<b>0.00</b>	<b>0.00</b>	<b>53.10</b>	<b>0.00</b>
10/08/2020	10/08/2020	2,173.00	5,017.85	5,043.14	25.29	5,017.85	5,017.85	0.00	0.00	0.00	25.29	0.00
		<b>2,173.00</b>	<b>5,017.85</b>	<b>5,043.14</b>	<b>25.29</b>	<b>5,017.85</b>	<b>5,017.85</b>	<b>0.00</b>	<b>0.00</b>	<b>0.00</b>	<b>25.29</b>	<b>0.00</b>
01/09/2020	14/09/2020	3,686.00	8,018.57	8,126.11	107.54	8,018.57	8,018.57	0.00	0.00	0.00	107.54	0.00
		<b>3,686.00</b>	<b>8,018.57</b>	<b>8,126.11</b>	<b>107.54</b>	<b>8,018.57</b>	<b>8,018.57</b>	<b>0.00</b>	<b>0.00</b>	<b>0.00</b>	<b>107.54</b>	<b>0.00</b>
		<b>575,501.00</b>	<b>1,003,806.68</b>	<b>1,000,704.62</b>	<b>(3,102.10)</b>	<b>1,003,806.68</b>	<b>1,003,806.68</b>	<b>0.00</b>	<b>0.00</b>	<b>0.00</b>	<b>20,590.32</b>	<b>(23,692.42)</b>
<b>Stapled Securities</b>												
SCG.AX2 - Scentre Group												
07/07/2020	13/07/2020	2,336.00	5,018.99	5,072.53	53.54	5,018.99	5,018.99	0.00	0.00	0.00	53.54	0.00
		<b>2,336.00</b>	<b>5,018.99</b>	<b>5,072.53</b>	<b>53.54</b>	<b>5,018.99</b>	<b>5,018.99</b>	<b>0.00</b>	<b>0.00</b>	<b>0.00</b>	<b>53.54</b>	<b>0.00</b>
28/07/2020	12/08/2020	2,475.00	5,192.70	5,202.30	9.60	5,192.70	5,192.70	0.00	0.00	0.00	9.60	0.00

AMN SUPER FUND

# Realised Capital Gains Report

For The Period 01 July 2020 - 30 June 2021

Investment		Accounting Treatment				Tax Treatment						
Purchase Contract Date	Disposal Contract Date	Units	Cost	Proceeds	Accounting Profit/(Loss)	Adjusted Cost Base	Reduced Cost Base	Indexed Cost Base	Indexed Gains	Discounted Gains (Gross)	Other Gains	Capital Loss
<b>Stapled Securities</b>												
		2,475.00	5,192.70	5,202.30	9.60	5,192.70	5,192.70	0.00	0.00	0.00	9.60	0.00
18/08/2020	18/08/2020	2,439.00	5,019.90	5,053.17	33.27	5,019.90	5,019.90	0.00	0.00	0.00	33.27	0.00
		2,439.00	5,019.90	5,053.17	33.27	5,019.90	5,019.90	0.00	0.00	0.00	33.27	0.00
		7,250.00	15,231.59	15,328.00	96.41	15,231.59	15,231.59	0.00	0.00	0.00	96.41	0.00
		582,751.00	1,019,038.27	1,016,032.62	(3,005.69)	1,019,038.27	1,019,038.27	0.00	0.00	0.00	20,686.73	(23,692.42)

AMN SUPER FUND

# Capital Gains Reconciliation Report

For The Period 01 July 2020 - 30 June 2021

	Total	Discounted	Indexed	Other	Notional
<b>Losses available to offset</b>					
Carried forward from prior losses	0.00				
Carried forward from prior losses - Collectables	0.00				
Current year capital losses	23,692.41				
Current year capital losses - Collectables	0.00				
<b>Total Losses Available</b>	<b>23,692.41</b>				
<b>Total Losses Available - Collectables</b>	<b>0.00</b>				
<b>Capital Gains</b>					
Capital gains from disposal of assets	20,686.76	0.00	0.00	20,686.76	0.00
Capital gains from disposal of assets - Collectables	0.00	0.00	0.00	0.00	0.00
Capital gains from trust distributions	0.00	0.00	0.00	0.00	0.00
<b>Capital Gains Before Losses applied</b>	<b>20,686.76</b>	<b>0.00</b>	<b>0.00</b>	<b>20,686.76</b>	<b>0.00</b>
<b>Losses and discount applied</b>					
Losses applied	20,686.76	0.00	0.00	20,686.76	0.00
Losses applied - Collectables	0.00	0.00	0.00	0.00	0.00
Capital gains after losses applied	0.00	0.00	0.00	0.00	0.00
Capital gains after losses applied - Collectables	0.00	0.00	0.00	0.00	0.00
CGT Discount applied	0.00				
CGT Discount applied - Collectables	0.00				

**AMN SUPER FUND**

**Capital Gains Reconciliation Report**

For The Period 01 July 2020 - 30 June 2021

---

	<b>Total</b>	<b>Discounted</b>	<b>Indexed</b>	<b>Other</b>	<b>Notional</b>
<b>Net Capital Gain</b>					
Net capital gain	0.00				
Net capital gain - Collectables	0.00				
<b>Total Net Capital Gain (11A)</b>	<b>0.00</b>				
<b>Net Capital Losses Carried Forward to later income</b>					
Net Capital Losses Carried Forward to later income years	3,005.65				
Net Capital Losses Carried Forward to later income years - Collectables	0.00				
<b>Total Net Capital Losses Carried Forward to later income years (14V)</b>	<b>3,005.65</b>				

Note

Refer to Realised Gains Report for details of Disposals at a Security level

Refer to Distribution Reconciliation Report for Trust Distribution details at a Security level

# 25000 - Interest Received

2021 Financial Year

Preparer Desiree Yutuc

Reviewer Steven Lee

Status Completed

Account Code	Description	CY Balance	LY Balance	Change
23377104CDIA	CDIA CommSec Cash Account	(\$5.71)	(\$3.51)	62.68%
WBC119457	Westpac DIY Super Savings ***457	(\$0.04)	(\$8.37)	(99.52)%
WBC252290	Westpac DIY Super Working ***290		(\$3.20)	100%
<b>TOTAL</b>		<b>CY Balance</b>	<b>LY Balance</b>	
		(\$5.75)	(\$15.08)	

## Supporting Documents

- Interest Reconciliation Report [Report](#)

## Standard Checklist

- Attach Interest Reconciliation Report
- Ensure all interest has been recorded from Bank Statements
- Review Statements to ensure all TFN withheld has been input



**AMN SUPER FUND****Interest Reconciliation Report**

For The Period 01 July 2020 - 30 June 2021

Date	Payment Amount	Gross Interest	TFN Withheld	Foreign Income	Foreign Credits
<b>Bank Accounts</b>					
23377104CDIA CDIA CommSec Cash Account					
01/07/2020	0.98	0.98			
01/08/2020	1.70	1.70			
01/09/2020	0.69	0.69			
01/10/2020	0.12	0.12			
01/12/2020	0.62	0.62			
01/01/2021	0.17	0.17			
01/02/2021	0.39	0.39			
01/03/2021	0.46	0.46			
01/04/2021	0.24	0.24			
01/05/2021	0.13	0.13			
01/06/2021	0.21	0.21			
	5.71	5.71			
WBC119457 Westpac DIY Super Savings ***457					
31/07/2020	0.03	0.03			
31/08/2020	0.01	0.01			
	0.04	0.04			
	<b>5.75</b>	<b>5.75</b>			

**AMN SUPER FUND**

# Interest Reconciliation Report

For The Period 01 July 2020 - 30 June 2021

---

Date	Payment Amount	Gross Interest	TFN Withheld	Foreign Income	Foreign Credits
TOTAL	5.75	5.75			

---

Tax Return Reconciliation

	Totals	Tax Return Label
Gross Interest	5.75	11C

# 26500 - Other Investment Income

2021 Financial Year

Preparer Desiree Yutuc

Reviewer Steven Lee

Status Completed

Account Code	Description	CY Balance	LY Balance	Change
976066385	Other Income		(\$19.95)	100%
<b>TOTAL</b>		<b>CY Balance</b>	<b>LY Balance</b>	
			(\$19.95)	

## Supporting Documents

- General Ledger [Report](#)

## Standard Checklist

- Attach all source documentation

AMN SUPER FUND

# General Ledger

As at 30 June 2021

Transaction Date	Description	Units	Debit	Credit	Balance \$
------------------	-------------	-------	-------	--------	------------

---

**0.00 DR**

---

**Total Debits: 0.00**

**Total Credits: 0.00**

# 30100 - Accountancy Fees

2021 Financial Year

**Preparer** Desiree Yutuc

**Reviewer** Steven Lee

**Status** Completed

Account Code	Description	CY Balance	LY Balance	Change
30100	Accountancy Fees	\$670.00	\$620.00	8.06%
<b>TOTAL</b>		<b>CY Balance</b>	<b>LY Balance</b>	
		\$670.00	\$620.00	

## Supporting Documents

- General Ledger [Report](#)
- Invoice\_Annual\_AMN\_Tax\_2020.pdf [30100](#)

## Standard Checklist

- Attach all source documentation
- Ensure all Transactions have been entered

AMN SUPER FUND

# General Ledger

As at 30 June 2021

Transaction Date	Description	Units	Debit	Credit	Balance \$
<b>Accountancy Fees (30100)</b>					
	Accountancy Fees (30100)				
30/06/2021			670.00		670.00 DR
			<b>670.00</b>		<b>670.00 DR</b>
<b>Total Debits:</b>	<b>670.00</b>				
<b>Total Credits:</b>	<b>0.00</b>				



# SUPERHELP AUSTRALIA PTY LTD

A.B.N. 60 061 126 663

## TAX INVOICE

Date: 05-Aug-21

PO Box 1906  
 Macquarie Centre NSW 2113  
 Phone: 1 300 736 453  
 Fax: (02) 8456 5904

AMN Super Fund  
 9 Garden Street  
 MOUNT PRITCHARD QLD 2170

OUR REF	DATE	PARTICULARS	NO.	AMOUNT
AMNSK001	5/8/21	2020 Annual Administration - Base Fee	1	\$1,070.00
		Additional Investments	2	\$50.00
		Total		\$1,120.00
		GST Included in the Invoice	10.00%	\$101.82
		Amount Received Thank You		\$0.00
<b>BALANCE DUE</b>				<b>\$1,120.00</b>

MAKE CHEQUES PAYABLE TO: SuperHelp Australia Pty. Ltd.  
 OUR BANK DETAILS (Use your name or your SMSF name as the reference):  
 Account Name: Superhelp Australia Pty Ltd  
 Bank: Commonwealth Bank  
 BSB: 06 2099 Account Number: 1041 7929

# 30400 - ATO Supervisory Levy

2021 Financial Year

---

**Preparer** Desiree Yutuc

**Reviewer** Steven Lee

**Status** Completed

Account Code	Description	CY Balance	LY Balance	Change
30400	ATO Supervisory Levy	\$259.00		100%
<b>TOTAL</b>		<b>CY Balance</b>	<b>LY Balance</b>	
		\$259.00		

## Supporting Documents

- General Ledger [Report](#)

## Standard Checklist

- Attach all source documentation
- Ensure all Transactions have been entered



**AMN SUPER FUND**  
**General Ledger**

As at 30 June 2021

Transaction Date	Description	Units	Debit	Credit	Balance \$
<b>ATO Supervisory Levy (30400)</b>					
<u>ATO Supervisory Levy (30400)</u>					
28/08/2020	Withdrawal Online 1383412 Tax Ato Direct Super Levy Fee		259.00		259.00 DR
			<b>259.00</b>		<b>259.00 DR</b>

**Total Debits: 259.00**

**Total Credits: 0.00**

# 30700 - Auditor's Remuneration

2021 Financial Year

**Preparer** Desiree Yutuc

**Reviewer** Steven Lee

**Status** Completed

Account Code	Description	CY Balance	LY Balance	Change
30700	Auditor's Remuneration	\$450.00	\$450.00	0%
<b>TOTAL</b>		<b>CY Balance</b>	<b>LY Balance</b>	
		\$450.00	\$450.00	

## Supporting Documents

- General Ledger [Report](#)

## Standard Checklist

- Attach all source documentation
- Ensure all Transactions have been entered

AMN SUPER FUND  
**General Ledger**

As at 30 June 2021

Transaction Date	Description	Units	Debit	Credit	Balance \$
<b>Auditor's Remuneration (30700)</b>					
Auditor's Remuneration (30700)					
26/08/2020	Withdrawal-Osko Payment 1897269 Superhelp Australia Annual Fee Superhelp		450.00		450.00 DR
			<b>450.00</b>		<b>450.00 DR</b>

**Total Debits: 450.00**

**Total Credits: 0.00**

# 30800 - ASIC Fees

2021 Financial Year

**Preparer** Desiree Yutuc

**Reviewer** Steven Lee

**Status** Completed

Account Code	Description	CY Balance	LY Balance	Change
30800	ASIC Fees	\$55.00		100%
<b>TOTAL</b>		<b>CY Balance</b>	<b>LY Balance</b>	
		\$55.00		

## Supporting Documents

- General Ledger [Report](#)

## Standard Checklist

- Attach all source documentation
- Ensure all Transactions have been entered

AMN SUPER FUND

# General Ledger

As at 30 June 2021

Transaction Date	Description	Units	Debit	Credit	Balance \$
<b>ASIC Fees (30800)</b>					
	ASIC Fees (30800)				
30/06/2021			55.00		55.00 DR
			<b>55.00</b>		<b>55.00 DR</b>

Total Debits: 55.00

Total Credits: 0.00

# 46000 - Benefits Paid/Transfers Out

2021 Financial Year

Preparer Desiree Yutuc

Reviewer Steven Lee

Status Completed

Account Code	Description	CY Balance	LY Balance	Change
NIEANN00001A	(Benefits Paid/Transfers Out) Niec, Anna Monica - Accumulation (Accumulation)	\$10,000.00	\$10,000.00	0%
<b>TOTAL</b>		<b>CY Balance</b>	<b>LY Balance</b>	
		\$10,000.00	\$10,000.00	

## Supporting Documents

- General Ledger [Report](#)
- Early Release Superannuation Approval 7116366125405 July 2020.pdf [NIEANN00001A](#)

## Standard Checklist

- Attach appropriate documentation in case of death or disability benefits or marriage breakdown
- Attach copies of Minutes, Rollover Benefits Statement, Lump Sum Payment form etc
- Ensure benefit calculated in accordance with Trust Deed

AMN SUPER FUND  
**General Ledger**

As at 30 June 2021

Transaction Date	Description	Units	Debit	Credit	Balance \$
<b>Benefits Paid/Transfers Out (46000)</b>					
<u>(Benefits Paid/Transfers Out) Niec, Anna Monica - Accumulation (NIEANN00001A)</u>					
12/02/2021	Transfer to xx8481 NetBank SuperTransCovid		10,000.00		10,000.00 DR
			<b>10,000.00</b>		<b>10,000.00 DR</b>
<b>Total Debits:</b>	<b>10,000.00</b>				
<b>Total Credits:</b>	<b>0.00</b>				



MS ANNA M NIEC  
UNIT 11 32-34 HILL AV  
BURLEIGH HEADS QLD 4220

Our reference: 7116366125405

Phone: 13 10 20

TFN: 172 002 693

3 July 2020

## We have approved an early release of superannuation

Dear ANNA,

We're writing to you about your application for the Coronavirus - early release of super benefits. This is a notice of the decision made by the Regulator determining whether you've met a condition of release.

After careful consideration, we've determined that you are eligible for an early release of super.

### Release amount

We've approved a release of	\$ 10,000.00
-----------------------------	--------------

We've approved the release of your benefits from the super provider(s) shown below:

THE TRUSTEE FOR AMN SUPER FUND	\$ 10,000.00
--------------------------------	--------------

The above amount(s) can only be released by your super provider(s) as one lump sum payment and is tax free.

### What you need to do

To organise the release of your super benefits from your self-managed super fund you will need to provide a copy of this letter to the Trustee and retain a copy for your personal records.

Yours sincerely,  
**Grant Brodie**  
Deputy Commissioner of Taxation

#### NEED HELP?

If you have any questions or need help, phone us on **13 10 20** between 8.00am and 6.00pm, Monday to Friday.

#### If you phone

Remember to have your tax file number with you when you phone. It will also be helpful if you can tell us the 'Our reference' number at the top of this letter.

#### FIND OUT MORE

For more information about releasing super on compassionate grounds and how tax applies, visit our website at [ato.gov.au/early-release](https://ato.gov.au/early-release)



# 48500 - Income Tax Expense

2021 Financial Year

---

**Preparer** Desiree Yutuc

**Reviewer** Steven Lee

**Status** Completed

Account Code	Description	CY Balance	LY Balance	Change
48500	Income Tax Expense	(\$187.88)	\$241.77	(177.71)%
<b>TOTAL</b>		<b>CY Balance</b>	<b>LY Balance</b>	
		(\$187.88)	\$241.77	

## Supporting Documents

No supporting documents

# 49000 - Profit/Loss Allocation Account

2021 Financial Year

Preparer Desiree Yutuc

Reviewer Steven Lee

Status Completed

Account Code	Description	CY Balance	LY Balance	Change
49000	Profit/Loss Allocation Account	(\$12,482.80)	(\$16,538.26)	(24.52)%
<b>TOTAL</b>		<b>CY Balance</b>	<b>LY Balance</b>	
		(\$12,482.80)	(\$16,538.26)	

## Supporting Documents

No supporting documents

# 50000 - Members

2021 Financial Year

Preparer Desiree Yutuc

Reviewer Steven Lee

Status Completed

Account Code	Description	Opening Balance	Contribution Income	Earnings	Member Payments	Tax & Fees	Closing Balance	Change
NIEANN00001A	Niec, Anna Monica - Accumulation (Accumulation)	(\$43,352.09)	(\$240.28)	\$2,723.08	\$10,000.00		(\$30,869.29)	(28.79)%
<b>TOTAL</b>		<b>Opening Balance</b>	<b>Contribution Income</b>	<b>Earnings</b>	<b>Member Payments</b>	<b>Tax &amp; Fees</b>	<b>Closing Balance</b>	
		(\$43,352.09)	(\$240.28)	\$2,723.08	\$10,000.00		(\$30,869.29)	

## Supporting Documents

- Members Statements [Report](#)
- Members Summary [Report](#)

## Standard Checklist

- Attach copies of Members Statements

# AMN SUPER FUND

## Members Statement

Anna Monica Niec  
 9 Garden Street  
 Mount Pritchard, New South Wales, 2170, Australia

### Your Details

		Nominated Beneficiaries:	N/A
Date of Birth :	Provided	Nomination Type:	N/A
Age:	51	Vested Benefits:	30,869.29
Tax File Number:	Provided	Total Death Benefit:	30,869.29
Date Joined Fund:	11/08/2011	Current Salary:	0.00
Service Period Start Date:	14/02/1994	Previous Salary:	0.00
Date Left Fund:		Disability Benefit:	0.00
Member Code:	NIEANN00001A		
Account Start Date:	11/08/2011		
Account Phase:	Accumulation Phase		
Account Description:	Accumulation		

### Your Balance

Total Benefits	30,869.29
<u>Preservation Components</u>	
Preserved	30,869.29
Unrestricted Non Preserved	
Restricted Non Preserved	
<u>Tax Components</u>	
Tax Free	359.61
Taxable	30,509.68

### Your Detailed Account Summary

	This Year	Last Year
Opening balance at 01/07/2020	43,352.09	59,890.35
<u>Increases to Member account during the period</u>		
Employer Contributions	240.28	153.58
Personal Contributions (Concessional)		
Personal Contributions (Non Concessional)		
Government Co-Contributions		
Other Contributions		
Proceeds of Insurance Policies		
Transfers In		
Net Earnings	(2,723.08)	(6,378.49)
Internal Transfer In		
<u>Decreases to Member account during the period</u>		
Pensions Paid		
Contributions Tax	36.04	23.03
Income Tax	(36.04)	290.32
No TFN Excess Contributions Tax		
Excess Contributions Tax		
Refund Excess Contributions		
Division 293 Tax		
Insurance Policy Premiums Paid		
Management Fees		
Member Expenses		
Benefits Paid/Transfers Out	10,000.00	10,000.00
Superannuation Surcharge Tax		
Internal Transfer Out		
Closing balance at 30/06/2021	30,869.29	43,352.09

# Members Statement

---

## Trustee's Disclaimer

This statement has been prepared by the Trustee for the member whose name appears at the top of this statement. Every effort has been made by the Trustee to ensure the accuracy and completeness of this Statement. The Trustee does not accept any liability for any error, omission or misprint. All amounts shown in relation to benefits do not take into account any amounts which may be withheld to satisfy the requirements imposed by the Income Tax Assessment Act 1936.

Signed by all the trustees of the fund

---

Anna Monica Niec  
Director

AMN SUPER FUND

# Members Summary

As at 30 June 2021

Opening Balances	Increases				Decreases					Closing Balance	
	Contributions	Transfers In	Net Earnings	Insurance Proceeds	Pensions Paid	Contributions Tax	Taxes Paid	Benefits Paid/ Transfers Out	Insurance Premiums		Member Expenses
<b>Anna Monica Niec (Age: 51)</b>											
NIEANN00001A - Accumulation											
43,352.09	240.28		(2,723.08)			36.04	(36.04)	10,000.00			30,869.29
<b>43,352.09</b>	<b>240.28</b>		<b>(2,723.08)</b>			<b>36.04</b>	<b>(36.04)</b>	<b>10,000.00</b>			<b>30,869.29</b>
<b>43,352.09</b>	<b>240.28</b>		<b>(2,723.08)</b>			<b>36.04</b>	<b>(36.04)</b>	<b>10,000.00</b>			<b>30,869.29</b>

# 60400 - Bank Accounts

2021 Financial Year

Preparer Desiree Yutuc

Reviewer Steven Lee

Status Completed

Account Code	Description	CY Balance	LY Balance	Change
23377104CDIA	CDIA CommSec Cash Account	\$11,947.12	\$7,611.97	56.95%
WBC119457	Westpac DIY Super Savings ***457	\$12.13	\$4,059.52	(99.7)%
WBC252290	Westpac DIY Super Working ***290	\$34.34	\$34.34	0%
<b>TOTAL</b>		<b>CY Balance</b>	<b>LY Balance</b>	
		\$11,993.59	\$11,705.83	

## Supporting Documents

- Bank Statement Report [Report](#)
- Statement20211001-1 April to Oct 2021.pdf [23377104CDIA](#)
- Statement20210401-1 Oct to Apr 2021.pdf [23377104CDIA](#)
- Statement20201001-1 April to Oct 2020.pdf [23377104CDIA](#)
- 2021 DIY Super Savings.pdf [WBC119457](#)
- 2021 DIY Super Working.pdf [WBC252290](#)

## Standard Checklist

- Attach Copies of Bank Statements
- Attach copy of Bank Statement Report
- Ensure all Balances match Statement Balances at June 30
- Ensure all Transactions have been entered

**AMN SUPER FUND**

**Bank Statement Report**

For The Period 01 July 2020 to 30 June 2021

**Chart Code:** 60400 / 23377104CDIA

**Account Name:** CDIA CommSec Cash Account

**BSB and Account Number:** 23377104

<b>Opening Balance</b>	-	<b>Total Debits</b>	+	<b>Total Credits</b>	=	<b>Closing Balance</b>	<b>Data Feed Used</b>
\$ 7,611.97		\$ 227,203.29		\$ 231,538.44		\$ 11,947.12	

Date	Description	Debit \$	Credit \$	Ledger Balance \$	Statement Balance \$	Variance \$
01/07/2020	Opening Balance			7,611.97		
01/07/2020	Credit Interest		0.98	7,612.95		
02/07/2020	Direct Credit 062895 COMMONWEALTH SEC COMMSEC		5,047.23	12,660.18		
02/07/2020	SELL 1086 BVS [Direct Credit 062895 COMMONWEALTH SEC COMMSEC]		4,953.93	17,614.11		
03/07/2020	Direct Credit 002473 NAB INTERIM DIV DV211/01239255 [System Matched Income Data]		21.30	17,635.41		
06/07/2020	SELL 2525 LYC [BUY 2336 SCG] [BUY 758 NAN] [BUY 15 CCL] [Direct Credit 062895 COMMONWEALTH SEC COMMSEC] [SELL 758 NAN] [BUY 3448 SPT] [BUY 764 NAN] [BUY 567 CCL] [SELL 838 Z1P] [SELL 3448 SPT] [SELL 764 NAN]		258.86	17,894.27		
13/07/2020	BUY 584 WOR [BUY 684 Z1P] [SELL 2336 SCG] [SELL 684 Z1P] [Direct Debit 062934 COMMSEC SECURITI COMMSEC] [SELL 584 WOR] [BUY 615 Z1P] [BUY 800 Z1P] [SELL 615 Z1P] [BUY 840 Z1P] [BUY 726 AVH] [SELL 582 CCL] [SELL 3571 SPT]	507.77		17,386.50		
17/07/2020	Direct Credit 219182 AVH SCHEME PMNT SCH20/00804294		3.51	17,390.01		
20/07/2020	BUY 586 WOR [SELL 840 Z1P] [BUY 1176 BVS] [Direct Credit 062895 COMMONWEALTH SEC COMMSEC] [SELL 586 WOR]		149.88	17,539.89		
21/07/2020	Direct Debit 062934 COMMSEC SECURITI COMMSEC [BUY 3571 SPT] [BUY 1984 ZNO]	10,110.40		7,429.49		
22/07/2020	SELL 1176 BVS [SELL 1984 ZNO] [Direct Credit 062895 COMMONWEALTH SEC COMMSEC]		10,509.70	17,939.19		
24/07/2020	BUY 1200 BVS [BUY 18 CSL] [SELL 1200 BVS] [Direct Debit 062934 COMMSEC SECURITI COMMSEC]	4,947.75		12,991.44		



**AMN SUPER FUND**

**Bank Statement Report**

For The Period 01 July 2020 to 30 June 2021

Date	Description	Debit \$	Credit \$	Ledger Balance \$	Statement Balance \$	Variance \$
28/07/2020	BUY 2475 SCG [BUY 822 Z1P] [Direct Debit 062934 COMMSEC SECURITI COMMSEC]	10,374.81		2,616.63		
29/07/2020	BUY 1157 BVS [BUY 584 WOR] [SELL 1157 BVS] [Direct Debit 062934 COMMSEC SECURITI COMMSEC]	5,041.48		(2,424.85)		
30/07/2020	Withdrawal-Osko Payment 1123347 Amn Super Fund [Transfer From NIEC PTY LTD CREDIT TO ACCOUNT]		2,600.00	175.15		
31/07/2020	BUY 2272 LYC [BUY 1184 BVS] [SELL 2272 LYC] [BUY 729 BEN] [BUY 800 Z1P] [SELL 800 Z1P] [SELL 18 CSL] [SELL 1184 BVS] [BUY 2325 ZNO] [SELL 880 Z1P] [BUY 880 Z1P] [SELL 729 BEN] [SELL 2325 ZNO] [BUY 751 BEN] [Direct Credit 062895 COMMONWEALTH SEC COMMSEC]		226.55	401.70		
01/08/2020	Credit Interest		1.70	403.40		
06/08/2020	BUY 822 Z1P [SELL 584 WOR] [Direct Debit 062934 COMMSEC SECURITI COMMSEC]	60.96		342.44		
10/08/2020	SELL 751 BEN [SELL 822 Z1P] [BUY 2173 ZNO] [BUY 4000 GXY] [SELL 4000 GXY] [SELL 2173 ZNO] [Direct Credit 062895 COMMONWEALTH SEC COMMSEC]		10,216.19	10,558.63		
11/08/2020	SELL 726 AVH [BUY 4098 GXY] [Direct Credit 062895 COMMONWEALTH SEC COMMSEC]		162.90	10,721.53		
12/08/2020	SELL 2475 SCG [Direct Credit 062895 COMMONWEALTH SEC COMMSEC]		5,202.30	15,923.83		
13/08/2020	SELL 4098 GXY [Direct Credit 062895 COMMONWEALTH SEC COMMSEC]		4,979.61	20,903.44		
18/08/2020	BUY 775 BEN [BUY 2439 SCG] [SELL 2439 SCG] [SELL 822 Z1P] [Direct Debit 062934 COMMSEC SECURITI COMMSEC] [BUY 4310 GXY] [BUY 17857 JMS] [BUY 273 A2M]	14,887.47		6,015.97		
21/08/2020	SELL 12752 JMS [SELL 273 A2M] [Direct Credit 062895 COMMONWEALTH SEC COMMSEC] [BUY 3292 LYC]		849.45	6,865.42		
24/08/2020	SELL 800 Z1P [SELL 3292 LYC] [SELL 775 BEN] [BUY 400 KGN] [BUY 437 A2M] [Direct Credit 062895 COMMONWEALTH SEC COMMSEC] [BUY 3333 LYC] [BUY 443 A2M] [SELL 4310 GXY] [SELL 3333 LYC] [SELL 437 A2M]		7,727.59	14,593.01		
01/09/2020	Credit Interest		0.69	14,593.70		
03/09/2020	Direct Debit 062934 COMMSEC SECURITI COMMSEC [BUY 3686 ZNO] [BUY 1263 BEN] [BUY	14,003.10		590.60		

**AMN SUPER FUND**

**Bank Statement Report**

For The Period 01 July 2020 to 30 June 2021

Date	Description	Debit \$	Credit \$	Ledger Balance \$	Statement Balance \$	Variance \$
04/09/2020	919 Z1P] [SELL 5105 JMS] [SELL 400 KGN] [BUY 4545 SPT] [SELL 1263 BEN] [SELL 470 A2M] [BUY 470 A2M] BUY 3404 LYC [BUY 392 KGN] [SELL 3404 LYC] [SELL 392 KGN] [SELL 28 CSL] [BUY 28 CSL] [BUY 1271 Z1P] [BUY 5405 SPT] [SELL 5405 SPT] [BUY 419 KGN] [SELL 419 KGN] [SELL 861 WOR] [SELL 1271 Z1P] [BUY 861 WOR] [Direct Debit 062934 COMMSEC SECURITI COMMSEC]	72.55		518.05		
10/09/2020	BUY 3493 LYC [BUY 1263 BEN] [BUY 1273 BEN] [BUY 837 WOR] [BUY 419 KGN] [SELL 419 KGN] [SELL 3493 LYC] [SELL 2536 BEN] [BUY 2560 BEN] [SELL 2560 BEN] [SELL 3686 ZNO] [Direct Credit 062895 COMMONWEALTH SEC COMMSEC]		230.32	748.37		
17/09/2020	BUY 1328 Z1P [SELL 837 WOR] [SELL 1328 Z1P] [Direct Credit 062895 COMMONWEALTH SEC COMMSEC]		8,163.28	8,911.65		
21/09/2020	Direct Credit 255730 Zoono Group S00117711439		59.58	8,971.23		
23/09/2020	BUY 6225 GXY [BUY 5925 GXY] [SELL 443 A2M] [Direct Debit 062934 COMMSEC SECURITI COMMSEC]	8,593.18		378.05		
30/09/2020	Direct Credit 397204 ANZ DIVIDEND A069/00791690 [System Matched Income Data]		17.25	395.30		
30/09/2020	BUY 2439 BVS [BUY 2909 TLS] [SELL 2439 BVS] [SELL 2909 TLS] [BUY 543 WOR] [SELL 543 WOR] [Direct Credit 062895 COMMONWEALTHSEC COMMSEC]		240.90	636.20		
01/10/2020	Credit Interest		0.12	636.32		
06/10/2020	SELL 6225 GXY [Direct Credit 062895 COMMONWEALTH SEC COMMSEC]		7,823.55	8,459.87		
15/10/2020	BUY 5333 SPT [Direct Debit 062934 COMMSEC SECURITI COMMSEC]	7,939.46		520.41		
19/10/2020	SELL 32258 HCT [Direct Credit 062895 COMMONWEALTH SEC COMMSEC]		5,786.49	6,306.90		
21/10/2020	BUY 2888 BVS [SELL 5333 SPT] [Direct Debit 062934 COMMSEC SECURITI COMMSEC]	1,355.26		4,951.64		
23/10/2020	BUY 2909 TLS [SELL 5925 GXY] [SELL 877 WOR] [SELL 2888 BVS] [BUY 877 WOR] [BUY 857 WOR] [BUY 899 WOR] [BUY 2839 BVS] [BUY 876 WOR] [SELL 440 WOR] [SELL 2909 TLS] [SELL 899 WOR] [Direct Debit 062934 COMMSEC SECURITI COMMSEC]	4,932.54		19.10		

**AMN SUPER FUND**

**Bank Statement Report**

For The Period 01 July 2020 to 30 June 2021

Date	Description	Debit \$	Credit \$	Ledger Balance \$	Statement Balance \$	Variance \$
02/11/2020	Transfer from NetBank transfer only		359.00	378.10		
04/11/2020	Direct Credit 062895 COMMONWEALTH SEC COMMSEC [Direct Debit 062934 COMMSEC SECURITI COMMSEC] [SELL 1000 WOR] [SELL 6338 SPT] [SELL 187 MVP] [SELL 27027 TD1] [BUY 1000 WOR] [SELL 949 WOR] [SELL 4390 S32] [BUY 6338 SPT] [BUY 4390 S32] [BUY 949 WOR]	376.98		1.12		
04/11/2020	Direct Credit 062895 COMMONWEALTH SEC COMMSEC [Direct Debit 062934 COMMSEC SECURITI COMMSEC] [SELL 1000 WOR] [SELL 6338 SPT] [SELL 187 MVP] [SELL 27027 TD1] [BUY 1000 WOR] [SELL 949 WOR] [SELL 4390 S32] [BUY 6338 SPT] [BUY 4390 S32] [BUY 949 WOR]		432.81	433.93		
10/11/2020	SELL 1293 WOR [Direct Credit 062895 COMMONWEALTH SEC COMMSEC]		13,818.08	14,252.01		
11/11/2020	SELL 125 AVH [Direct Credit 062895 COMMONWEALTH SEC COMMSEC]		761.54	15,013.55		
12/11/2020	SELL 2839 BVS [Direct Credit 062895 COMMONWEALTH SEC COMMSEC]		9,064.85	24,078.40		
20/11/2020	Transfer to xx8747 NetBank reversal	359.00		23,719.40		
20/11/2020	Withdrawal-Osko Payment 1014799 Amn Super Fund transfer [Transfer From NIEC PTY LTD transfer]		359.00	24,078.40		
25/11/2020	BUY 34615 TSO [SELL 34615 TSO] [Direct Credit 062895 COMMONWEALTH SEC COMMSEC]		133.18	24,211.58		
27/11/2020	BUY 7860 AAC [BUY 7114 SPL] [SELL 7114 SPL] [Direct Debit 062934 COMMSEC SECURITI COMMSEC]	8,952.84		15,258.74		
01/12/2020	Credit Interest		0.62	15,259.36		
03/12/2020	BUY 30000 TSO [BUY 2752 BVS] [Direct Debit 062934 COMMSEC SECURITI COMMSEC] [SELL 13800 GGG]	14,977.89		281.47		
04/12/2020	Direct Debit 062934 COMMSEC SECURITI COMMSEC [BUY 34000 TSO] [SELL 34000 TSO] [BUY 38000 GGG] [BUY 10778 NEW] [SELL 10778 NEW] [SELL 2752 BVS]	178.91		102.56		
07/12/2020	SELL 898 ELD [BUY 898 ELD] [Direct Credit 062895 COMMONWEALTH SEC COMMSEC]		49.90	152.46		

**AMN SUPER FUND**

**Bank Statement Report**

For The Period 01 July 2020 to 30 June 2021

Date	Description	Debit \$	Credit \$	Ledger Balance \$	Statement Balance \$	Variance \$
09/12/2020	SELL 30000 TSO [Direct Credit 062895 COMMONWEALTH SEC COMMSEC]		9,280.05	9,432.51		
10/12/2020	Direct Credit 002473 NAB FINAL DIV DV212/00726401 [System Matched Income Data]		21.30	9,453.81		
11/12/2020	BUY 2777 BVS [SELL 2777 BVS] [Direct Credit 062895 COMMONWEALTH SEC COMMSEC]		126.72	9,580.53		
16/12/2020	Direct Credit 397204 ANZ DIVIDEND A070/00785297 [System Matched Income Data]		24.15	9,604.68		
16/12/2020	BUY 34615 TSO [Direct Debit 062934 COMMSEC SECURITI COMMSEC] [BUY 909 ELD] [SELL 909 ELD]	9,273.73		330.95		
17/12/2020	BUY 36000 TSO [SELL 70615 TSO] [Direct Credit 062895 COMMONWEALTH SEC COMMSEC]		9,310.00	9,640.95		
21/12/2020	SELL 24200 GGG [Direct Debit 062934 COMMSEC SECURITI COMMSEC] [BUY 1800 Z1P]	2,958.90		6,682.05		
24/12/2020	SELL 1800 Z1P [Direct Credit 062895 COMMONWEALTH SEC COMMSEC]		9,466.05	16,148.10		
30/12/2020	BUY 1522 Z1P [Direct Debit 062934 COMMSEC SECURITI COMMSEC]	8,040.89		8,107.21		
01/01/2021	Credit Interest		0.17	8,107.38		
08/01/2021	SELL 1522 Z1P [BUY 1509 Z1P] [Direct Credit 062895 COMMONWEALTH SEC COMMSEC]		334.05	8,441.43		
12/01/2021	SELL 1509 Z1P [BUY 1498 Z1P] [Direct Credit 062895 COMMONWEALTH SEC COMMSEC]		230.10	8,671.53		
15/01/2021	Direct Credit 062895 COMMONWEALTH SEC COMMSEC [SELL 1498 Z1P]		8,129.17	16,800.70		
22/01/2021	BUY 1550 LYC [SELL 1550 LYC] [BUY 1128 Z1P] [SELL 1128 Z1P] [BUY 5555 SPT] [Direct Debit 062934 COMMSEC SECURITI COMMSEC]	7,895.14		8,905.56		
01/02/2021	Credit Interest		0.39	8,905.95		
01/02/2021	BUY 1136 Z1P [SELL 1136 Z1P] [Direct Credit 062895 COMMONWEALTH SEC COMMSEC]		107.78	9,013.73		
05/02/2021	SELL 919 Z1P [SELL 5555 SPT] [Direct Credit 062895 COMMONWEALTH SEC COMMSEC]		16,177.62	25,191.35		
09/02/2021	SELL 7860 AAC [Direct Credit 062895 COMMONWEALTH SEC COMMSEC]		8,822.55	34,013.90		
11/02/2021	BUY 3125 BVS [Direct Debit 062934 COMMSEC SECURITI COMMSEC]	9,082.45		24,931.45		
12/02/2021	Transfer to xx8481 NetBank SuperTransCovid	10,000.00		14,931.45		

**AMN SUPER FUND**

**Bank Statement Report**

For The Period 01 July 2020 to 30 June 2021

Date	Description	Debit \$	Credit \$	Ledger Balance \$	Statement Balance \$	Variance \$
12/02/2021	BUY 3214 BVS [Direct Debit 062934 COMMSEC SECURITI COMMSEC]	9,019.15		5,912.30		
16/02/2021	SELL 3214 BVS [Direct Credit 062895 COMMONWEALTH SEC COMMSEC]		9,172.09	15,084.39		
24/02/2021	BUY 3214 BVS [SELL 69 ANZ] [SELL 3214 BVS] [Direct Credit 062895 COMMONWEALTH SEC COMMSEC]		2,079.99	17,164.38		
01/03/2021	Credit Interest		0.46	17,164.84		
01/03/2021	BUY 632 KGN [Direct Credit 062895 COMMONWEALTH SEC COMMSEC] [SELL 632 KGN] [BUY 642 KGN] [SELL 642 KGN]		295.98	17,460.82		
05/03/2021	BUY 653 KGN [Direct Debit 062934 COMMSEC SECURITI COMMSEC]	9,011.76		8,449.06		
11/03/2021	BUY 640 KGN [SELL 31 KGN] [SELL 609 KGN] [Direct Credit 062895 COMMONWEALTH SEC COMMSEC]		159.13	8,608.19		
16/03/2021	SELL 653 KGN [BUY 1778 ELO] [Direct Credit 062895 COMMONWEALTH SEC COMMSEC]		40.12	8,648.31		
18/03/2021	BUY 1775 ELO [SELL 1775 ELO] [SELL 1778 ELO] [BUY 1782 ELO] [Direct Credit 062895 COMMONWEALTH SEC COMMSEC]		201.98	8,850.29		
24/03/2021	SELL 1782 ELO [BUY 717 KGN] [Direct Credit 062895 COMMONWEALTH SEC COMMSEC]		139.05	8,989.34		
25/03/2021	SELL 717 KGN [Direct Credit 062895 COMMONWEALTH SEC COMMSEC]		9,150.48	18,139.82		
26/03/2021	Direct Credit 302169 BVS ITM DIV 001258575625		43.25	18,183.07		
29/03/2021	BUY 1209 Z1P [BUY 689 KGN] [Direct Debit 062934 COMMSEC SECURITI COMMSEC] [SELL 1209 Z1P]	9,002.94		9,180.13		
30/03/2021	BUY 717 KGN [Direct Debit 062934 COMMSEC SECURITI COMMSEC]	9,018.30		161.83		
01/04/2021	Credit Interest		0.24	162.07		
06/04/2021	SELL 717 KGN [BUY 708 KGN] [Direct Credit 062895 COMMONWEALTH SEC COMMSEC]		275.25	437.32		
09/04/2021	SELL 689 KGN [Direct Credit 062895 COMMONWEALTH SEC COMMSEC] [SELL 708 KGN] [BUY 685 KGN] [BUY 708 KGN]		331.86	769.18		
12/04/2021	SELL 1393 KGN [Direct Credit 062895 COMMONWEALTH SEC COMMSEC]		18,190.49	18,959.67		
15/04/2021	BUY 11250 NEW [Direct Debit 062934 COMMSEC SECURITI COMMSEC]	9,019.95		9,939.72		

**AMN SUPER FUND**

**Bank Statement Report**

For The Period 01 July 2020 to 30 June 2021

Date	Description	Debit \$	Credit \$	Ledger Balance \$	Statement Balance \$	Variance \$
19/04/2021	BUY 2127 ORG [Direct Debit 062934 COMMSEC SECURITI COMMSEC]	9,038.43		901.29		
21/04/2021	BUY 2250 ORG [BUY 720 KGN] [SELL 2255 ORG] [SELL 96 KGN] [SELL 720 KGN] [SELL 11250 NEW] [BUY 816 KGN] [Direct Debit 062934 COMMSEC SECURITI COMMSEC]	142.21		759.08		
26/04/2021	BUY 1048 Z1P [SELL 2122 ORG] [BUY 1092 Z1P] [SELL 71 NAB] [SELL 1048 Z1P] [Direct Credit 062895 COMMONWEALTH SEC COMMSEC]		925.57	1,684.65		
01/05/2021	Credit Interest		0.13	1,684.78		
05/05/2021	SELL 3125 BVS [Direct Credit 062895 COMMONWEALTH SEC COMMSEC]		9,230.05	10,914.83		
11/05/2021	BUY 1265 Z1P [Direct Debit 062934 COMMSEC SECURITI COMMSEC]	9,014.10		1,900.73		
20/05/2021	SELL 1265 Z1P [Direct Credit 062895 COMMONWEALTH SEC COMMSEC]		9,151.30	11,052.03		
27/05/2021	BUY 984 WOR [BUY 929 WOR] [SELL 929 WOR] [SELL 984 WOR] [BUY 56250 TSO] [SELL 56250 TSO] [BUY 2906 Z1P] [SELL 2906 Z1P] [Direct Credit 062895 COMMONWEALTH SEC COMMSEC]		337.94	11,389.97		
31/05/2021	Direct Credit 458106 KOGAN.COM LTD MAY21/00815073 [System Matched Income Data]		104.48	11,494.45		
01/06/2021	Credit Interest		0.21	11,494.66		
15/06/2021	BUY 1113 CHN [Direct Debit 062934 COMMSEC SECURITI COMMSEC]	9,012.99		2,481.67		
23/06/2021	SELL 1092 Z1P [Direct Credit 062895 COMMONWEALTH SEC COMMSEC]		9,414.93	11,896.60		
28/06/2021	BUY 321 ANZ [SELL 720 KGN] [Direct Credit 062895 COMMONWEALTH SEC COMMSEC]		50.52	11,947.12		
30/06/2021	CLOSING BALANCE			11,947.12		
		<u>227,203.29</u>	<u>231,538.44</u>			

**AMN SUPER FUND****Bank Statement Report**

For The Period 01 July 2020 to 30 June 2021

**Chart Code:** 60400 / WBC119457**Account Name:** Westpac DIY Super Savings \*\*\*457**BSB and Account Number:** 032090 119457

<b>Opening Balance</b>	-	<b>Total Debits</b>	+	<b>Total Credits</b>	=	<b>Closing Balance</b>
\$ 4,059.52		\$ 4,287.71		\$ 240.32		\$ 12.13

**Data Feed Used**

<b>Date</b>	<b>Description</b>	<b>Debit</b> \$	<b>Credit</b> \$	<b>Ledger Balance</b> \$	<b>Statement Balance</b> \$	<b>Variance</b> \$
01/07/2020	Opening Balance			4,059.52		
30/07/2020	Withdrawal Mobile 1118119 Tfr Westpac Diy [Deposit Online 2118120 Tfr Westpac Diy]	2,600.00		1,459.52		
31/07/2020	Interest Paid		0.03	1,459.55		
26/08/2020	Withdrawal Online 1820887 Tfr Westpac Diy Superhelp Fees [Deposit Online 2820888 Tfr Westpac Diy Superhelp Fees]	1,070.00		389.55		
28/08/2020	Deposit Jura Austral Jura		140.28	529.83		
28/08/2020	Withdrawal Online 1348074 Tfr Westpac Diy [Deposit Online 2348075 Tfr Westpac Diy]	258.71		271.12		
31/08/2020	Interest Paid		0.01	271.13		
02/11/2020	Deposit Anna Niec Contribution		100.00	371.13		
20/11/2020	Withdrawal Online 1092982 Tfr Westpac Diy [Deposit Online 2092983 Tfr Westpac Diy]	359.00		12.13		
30/06/2021	CLOSING BALANCE			12.13		
		<u>4,287.71</u>	<u>240.32</u>			

**AMN SUPER FUND**

**Bank Statement Report**

For The Period 01 July 2020 to 30 June 2021

**Chart Code:** 60400 / WBC252290

**Account Name:** Westpac DIY Super Working \*\*\*290

**BSB and Account Number:** 032090 252290

<b>Opening Balance</b>	-	<b>Total Debits</b>	+	<b>Total Credits</b>	=	<b>Closing Balance</b>	<b>Data Feed Used</b>
\$ 34.34		\$ 4,287.71		\$ 4,287.71		\$ 34.34	

Date	Description	Debit \$	Credit \$	Ledger Balance \$	Statement Balance \$	Variance \$
01/07/2020	Opening Balance			34.34		
30/07/2020	Withdrawal Mobile 1118119 Tfr Westpac Diy [Deposit Online 2118120 Tfr Westpac Diy]		2,600.00	2,634.34		
30/07/2020	Withdrawal-Osko Payment 1123347 Amn Super Fund [Transfer From NIEC PTY LTD CREDIT TO ACCOUNT]	2,600.00		34.34		
26/08/2020	Withdrawal Online 1820887 Tfr Westpac Diy Superhelp Fees [Deposit Online 2820888 Tfr Westpac Diy Superhelp Fees]		1,070.00	1,104.34		
26/08/2020	Withdrawal-Osko Payment 1897269 Superhelp Australia Annual Fee Superhelp	1,070.00		34.34		
28/08/2020	Withdrawal Online 1348074 Tfr Westpac Diy [Deposit Online 2348075 Tfr Westpac Diy]		258.71	293.05		
28/08/2020	Withdrawal Online 1383412 Tax Ato Direct Super Levy Fee	258.71		34.34		
20/11/2020	Withdrawal Online 1092982 Tfr Westpac Diy [Deposit Online 2092983 Tfr Westpac Diy]		359.00	393.34		
20/11/2020	Withdrawal-Osko Payment 1014799 Amn Super Fund transfer [Transfer From NIEC PTY LTD transfer]	359.00		34.34		
30/06/2021	CLOSING BALANCE			34.34		
		4,287.71	4,287.71			





015

MS ANNA MONICA NIEC  
 UNIT 104 74 PITT ST  
 SYDNEY NSW 2000

**Account Number** 06 7167 23377104

**Statement Period** 2 Apr 2021 - 1 Oct 2021

**Closing Balance** \$1,466.57 CR

**Enquiries** 13 1998  
 (24 hours a day, 7 days a week)

## Direct Investment Account

If this account has an attached overdraft limit or facility and we send you a statement every 4 or 6 months, we will update your statement preference to every 3 months as part of changes made to the new Banking Code of Practice from 1 July 2019.


The Commonwealth Direct Investment Account is the preferred cash account for SMSF customers. You will receive discounted brokerage when you link your CDIA to a CommSec Trading Account, and enjoy the convenience of managing your investments through NetBank and the CommBank app.

Name: NIEC PTY LTD ITF AMN SUPER FUND

Note: Have you checked your statement today? It's easy to find out more information about each of your transactions by logging on to the CommBank App or NetBank. Should you have any questions on fees or see an error please contact us on the details above. Cheque proceeds are available when cleared.


The date of transactions shown here may be different on your other transaction lists (for example, the transaction list that appears on the CommBank app).

Date	Transaction	Debit	Credit	Balance
02 Apr	2021 OPENING BALANCE			\$162.07 CR
08 Apr	Direct Credit 062895 COMMONWEALTH SEC COMMSEC		275.25	\$437.32 CR
13 Apr	Direct Credit 062895 COMMONWEALTH SEC COMMSEC		331.86	\$769.18 CR
14 Apr	Direct Credit 062895 COMMONWEALTH SEC COMMSEC		18,190.49	\$18,959.67 CR
19 Apr	Direct Debit 062934 COMMSEC SECURITI COMMSEC	9,019.95		\$9,939.72 CR
21 Apr	Direct Debit 062934 COMMSEC SECURITI COMMSEC	9,038.43		\$901.29 CR
27 Apr	Direct Debit 062934 COMMSEC SECURITI COMMSEC	142.21		\$759.08 CR
29 Apr	Direct Credit 062895 COMMONWEALTH SEC COMMSEC		925.57	\$1,684.65 CR
01 May	Credit Interest		0.13	\$1,684.78 CR
07 May	Direct Credit 062895 COMMONWEALTH SEC COMMSEC		9,230.05	\$10,914.83 CR
13 May	Direct Debit 062934 COMMSEC SECURITI COMMSEC	9,014.10		\$1,900.73 CR
24 May	Direct Credit 062895 COMMONWEALTH SEC COMMSEC		9,151.30	\$11,052.03 CR



Account Number

06 7167 23377104



Date	Transaction	Debit	Credit	Balance
31 May	Direct Credit 458106 KOGAN.COM LTD MAY21/00815073		104.48	\$11,156.51 CR
01 Jun	Credit Interest		0.21	\$11,156.72 CR
07 Jun	Direct Credit 062895 COMMONWEALTH SEC COMMSEC		337.94	\$11,494.66 CR
17 Jun	Direct Debit 062934 COMMSEC SECURITI COMMSEC	9,012.99		\$2,481.67 CR
25 Jun	Direct Credit 062895 COMMONWEALTH SEC COMMSEC		9,414.93	\$11,896.60 CR
30 Jun	Direct Credit 062895 COMMONWEALTH SEC COMMSEC		50.52	\$11,947.12 CR
01 Jul	CREDIT INTEREST EARNED on this account to June 30, 2021 is \$5.71			
01 Jul	Credit Interest		0.35	\$11,947.47 CR
02 Jul	Direct Credit 062895 COMMONWEALTH SEC COMMSEC		446.58	\$12,394.05 CR
07 Jul	Direct Credit 062895 COMMONWEALTH SEC COMMSEC		8,973.09	\$21,367.14 CR
12 Jul	Direct Credit 062895 COMMONWEALTH SEC COMMSEC		38.14	\$21,405.28 CR
15 Jul	Direct Debit 062934 COMMSEC SECURITI COMMSEC	10,955.06		\$10,450.22 CR
26 Jul	Direct Credit 062895 COMMONWEALTH SEC COMMSEC		19,954.91	\$30,405.13 CR
01 Aug	Credit Interest		0.74	\$30,405.87 CR
18 Aug	Direct Debit 062934 COMMSEC SECURITI COMMSEC	17,923.03		\$12,482.84 CR
19 Aug	Transfer To Superhelp Australia PTY LTD NetBank AMN Super Fund Administration...	1,120.00		\$11,362.84 CR
20 Aug	Transfer To ATO EFT Deposits Trust Accou NetBank Income Tax AMN Super Fund	500.77		\$10,862.07 CR
23 Aug	Direct Credit 062895 COMMONWEALTH SEC COMMSEC		54.30	\$10,916.37 CR
25 Aug	Direct Credit 062895 COMMONWEALTH SEC COMMSEC		18,340.60	\$29,256.97 CR
01 Sep	Credit Interest		1.10	\$29,258.07 CR
07 Sep	Direct Credit 062895 COMMONWEALTH SEC COMMSEC		289.44	\$29,547.51 CR
09 Sep	Direct Debit 062934 COMMSEC SECURITI COMMSEC	13,394.91		\$16,152.60 CR
15 Sep	Direct Debit 062934 COMMSEC SECURITI COMMSEC	14,019.55		\$2,133.05 CR
27 Sep	Direct Credit 062895 COMMONWEALTH SEC COMMSEC		14,200.85	\$16,333.90 CR


Date	Transaction	Debit	Credit	Balance
30 Sep	Direct Debit 062934 COMMSEC SECURITI COMMSEC	14,867.85		\$1,466.05 CR
01 Oct	Credit Interest		0.52	\$1,466.57 CR
01 Oct 2021	CLOSING BALANCE			\$1,466.57 CR

Opening balance	-	Total debits	+	Total credits	=	Closing balance
\$162.07 CR		\$109,008.85		\$110,313.35		\$1,466.57 CR

**Your Credit Interest Rate Summary**

Date	Balance	Standard Credit Interest Rate (p.a.)
01 Oct	Less than \$10,000.00	0.00%
	\$10,000.00 and over	0.05%

Note. Interest rates are effective as at the date shown but are subject to change.





015

MS ANNA MONICA NIEC  
 UNIT 104 74 PITT ST  
 SYDNEY NSW 2000

**Account Number** 06 7167 23377104

**Statement Period** 2 Oct 2020 - 1 Apr 2021

**Closing Balance** \$162.07 CR

**Enquiries** 13 1998  
 (24 hours a day, 7 days a week)

## Direct Investment Account

If this account has an attached overdraft limit or facility and we send you a statement every 4 or 6 months, we will update your statement preference to every 3 months as part of changes made to the new Banking Code of Practice from 1 July 2019.

Your SMSF Commonwealth Direct Investment Account specifically designed for your Self Managed Super Fund can grow your savings while you plan your next investment. Earn a competitive rate of interest on balances over \$10,000. You can enjoy instant access to your money through ATMs, NetBank, EFTPOS, telephone banking and bank branches.

Name: NIEC PTY LTD ITF AMN SUPER FUND

Note: Have you checked your statement today? It's easy to find out more information about each of your transactions by logging on to the CommBank App or NetBank. Should you have any questions on fees or see an error please contact us on the details above. Cheque proceeds are available when cleared.

The date of transactions shown here may be different on your other transaction lists (for example, the transaction list that appears on the CommBank app).


Date	Transaction	Debit	Credit	Balance
02 Oct	2020 OPENING BALANCE			\$395.42 CR
06 Oct	Direct Credit 062895 COMMONWEALTH SEC COMMSEC		240.90	\$636.32 CR
08 Oct	Direct Credit 062895 COMMONWEALTH SEC COMMSEC		7,823.55	\$8,459.87 CR
19 Oct	Direct Debit 062934 COMMSEC SECURITI COMMSEC	7,939.46		\$520.41 CR
21 Oct	Direct Credit 062895 COMMONWEALTH SEC COMMSEC		5,786.49	\$6,306.90 CR
23 Oct	Direct Debit 062934 COMMSEC SECURITI COMMSEC	1,355.26		\$4,951.64 CR
29 Oct	Direct Debit 062934 COMMSEC SECURITI COMMSEC	4,932.54		\$19.10 CR
02 Nov	Transfer from NetBank transfer only		359.00	\$378.10 CR
02 Nov	Direct Debit 062934 COMMSEC SECURITI COMMSEC	376.98		\$1.12 CR
04 Nov	Direct Credit 062895 COMMONWEALTH SEC COMMSEC		432.81	\$433.93 CR
12 Nov	Direct Credit 062895 COMMONWEALTH SEC COMMSEC		13,818.08	\$14,252.01 CR



11006.27095.1.3 ZZ258F3 0303.SL.R3.S941.D091.OV06.00.31

Account Number

06 7167 23377104



Date	Transaction	Debit	Credit	Balance
13 Nov	Direct Credit 062895 COMMONWEALTH SEC COMMSEC		761.54	\$15,013.55 CR
16 Nov	Direct Credit 062895 COMMONWEALTH SEC COMMSEC		9,064.85	\$24,078.40 CR
20 Nov	Transfer to xx8747 NetBank reversal	359.00		\$23,719.40 CR
20 Nov	Transfer From NIEC PTY LTD transfer		359.00	\$24,078.40 CR
27 Nov	Direct Credit 062895 COMMONWEALTH SEC COMMSEC		133.18	\$24,211.58 CR
01 Dec	Credit Interest		0.62	\$24,212.20 CR
01 Dec	Direct Debit 062934 COMMSEC SECURITI COMMSEC	8,952.84		\$15,259.36 CR
04 Dec	Direct Debit 062934 COMMSEC SECURITI COMMSEC	178.91		\$15,080.45 CR
07 Dec	Direct Debit 062934 COMMSEC SECURITI COMMSEC	14,977.89		\$102.56 CR
09 Dec	Direct Credit 062895 COMMONWEALTH SEC COMMSEC		49.90	\$152.46 CR
10 Dec	Direct Credit 002473 NAB FINAL DIV DV212/00726401		21.30	\$173.76 CR
11 Dec	Direct Credit 062895 COMMONWEALTH SEC COMMSEC		9,280.05	\$9,453.81 CR
16 Dec	Direct Credit 397204 ANZ DIVIDEND A070/00785297		24.15	\$9,477.96 CR
16 Dec	Direct Credit 062895 COMMONWEALTH SEC COMMSEC		126.72	\$9,604.68 CR
18 Dec	Direct Debit 062934 COMMSEC SECURITI COMMSEC	9,273.73		\$330.95 CR
22 Dec	Direct Credit 062895 COMMONWEALTH SEC COMMSEC		9,310.00	\$9,640.95 CR
24 Dec	Direct Debit 062934 COMMSEC SECURITI COMMSEC	2,958.90		\$6,682.05 CR
30 Dec	Direct Credit 062895 COMMONWEALTH SEC COMMSEC		9,466.05	\$16,148.10 CR
01 Jan	Credit Interest		0.17	\$16,148.27 CR
04 Jan	Direct Debit 062934 COMMSEC SECURITI COMMSEC	8,040.89		\$8,107.38 CR
12 Jan	Direct Credit 062895 COMMONWEALTH SEC COMMSEC		334.05	\$8,441.43 CR
14 Jan	Direct Credit 062895 COMMONWEALTH SEC COMMSEC		230.10	\$8,671.53 CR
15 Jan	Direct Credit 062895 COMMONWEALTH SEC COMMSEC		8,129.17	\$16,800.70 CR

Date	Transaction	Debit	Credit	Balance
29 Jan	Direct Debit 062934 COMMSEC SECURITI COMMSEC	7,895.14		\$8,905.56 CR
01 Feb	Credit Interest		0.39	\$8,905.95 CR
03 Feb	Direct Credit 062895 COMMONWEALTH SEC COMMSEC		107.78	\$9,013.73 CR
09 Feb	Direct Credit 062895 COMMONWEALTH SEC COMMSEC		16,177.62	\$25,191.35 CR
11 Feb	Direct Credit 062895 COMMONWEALTH SEC COMMSEC		8,822.55	\$34,013.90 CR
12 Feb	Transfer to xx8481 NetBank SuperTransCovid	10,000.00		\$24,013.90 CR
15 Feb	Direct Debit 062934 COMMSEC SECURITI COMMSEC	9,082.45		\$14,931.45 CR
16 Feb	Direct Debit 062934 COMMSEC SECURITI COMMSEC	9,019.15		\$5,912.30 CR
18 Feb	Direct Credit 062895 COMMONWEALTH SEC COMMSEC		9,172.09	\$15,084.39 CR
01 Mar	Credit Interest		0.46	\$15,084.85 CR
01 Mar	Direct Credit 062895 COMMONWEALTH SEC COMMSEC		2,079.99	\$17,164.84 CR
05 Mar	Direct Credit 062895 COMMONWEALTH SEC COMMSEC		295.98	\$17,460.82 CR
09 Mar	Direct Debit 062934 COMMSEC SECURITI COMMSEC	9,011.76		\$8,449.06 CR
16 Mar	Direct Credit 062895 COMMONWEALTH SEC COMMSEC		159.13	\$8,608.19 CR
18 Mar	Direct Credit 062895 COMMONWEALTH SEC COMMSEC		40.12	\$8,648.31 CR
22 Mar	Direct Credit 062895 COMMONWEALTH SEC COMMSEC		201.98	\$8,850.29 CR
26 Mar	Direct Credit 302169 BVS ITM DIV 001258575625		43.25	\$8,893.54 CR
26 Mar	Direct Credit 062895 COMMONWEALTH SEC COMMSEC		139.05	\$9,032.59 CR
29 Mar	Direct Credit 062895 COMMONWEALTH SEC COMMSEC		9,150.48	\$18,183.07 CR
31 Mar	Direct Debit 062934 COMMSEC SECURITI COMMSEC	9,002.94		\$9,180.13 CR
01 Apr	Credit Interest		0.24	\$9,180.37 CR
01 Apr	Direct Debit 062934 COMMSEC SECURITI COMMSEC	9,018.30		\$162.07 CR
01 Apr	2021 CLOSING BALANCE			\$162.07 CR

<b>Opening balance</b>	-	<b>Total debits</b>	+	<b>Total credits</b>	=	<b>Closing balance</b>
\$395.42 CR		\$122,376.14		\$122,142.79		\$162.07 CR



11006.27096.2.3 ZZ258R3 0303 SL\_R3.S941.D091.O V06.00.31



**Your Credit Interest Rate Summary**

<b>Date</b>	<b>Balance</b>	<b>Standard Credit Interest Rate (p.a.)</b>
01 Apr	Less than \$10,000.00	0.00%
	\$10,000.00 and over	0.05%

Note. Interest rates are effective as at the date shown but are subject to change.

# Important Safety Notice: Keeping Your Accounts Safe.

Contact us immediately, anytime, on **13 2221** if you notice any suspicious activity on your account or if you need to report a lost or stolen card.

## What to look out for

Other people may make unauthorised transactions on your account by gaining access to your personal information. They commonly gain your personal information by posing as another person or business, or by stealing your passwords. This is usually done by SMS or email phishing, and via telephone scams. This information is then often used to make unauthorised transactions on your accounts.

## How can I keep my accounts safe?

Keep your devices, PIN and passwords secure so that nobody can gain access or discover this information.

- Memorise your codes and delete or destroy any record of them.
- If you are waiting for your card in the mail, secure your letterbox at all times.
- Don't tell anyone your passwords or PINs – including family, friends and anyone who claims they are from the bank.
- Don't choose any passwords or PINs which are easily guessed, such as your birthday, name, phone number, or numbers which form a pattern.

Keep your cards and devices safe, take extra care of your online wallets and mobile banking applications.

- Activate and set a PIN on your card as soon as you receive it.
- Regularly check your card is still in your possession.
- Cancel, cut up and securely dispose of any card you no longer use.
- Don't let anyone else register their own thumbprint or other biometrics on your device.
- Don't leave your card unattended when you are in public, including at work.





## Has there been an unauthorised transaction on your account?

1. Double check that the transaction was not made by you, or an authorised person on the account.
2. Document the incorrect transaction.
3. Contact the merchant that charged you (most issues can be resolved faster that way).

For more information, visit:

**[commbank.com.au/support/disputing-a-transaction.html](https://commbank.com.au/support/disputing-a-transaction.html)**

If the issue is still unresolved, contact us within 30 days of your transaction statement date, and we may be able to exercise our chargeback rights to recover your funds.

Please note: We cannot request a chargeback on BPAY payments because different rules apply (these rules are set out in the ePayments Code).

To find out more about chargebacks, visit:

**[commbank.com.au/support/faqs/1387.html](https://commbank.com.au/support/faqs/1387.html)**

**Important information:** This document is a guideline only. If you don't take reasonable measures to protect your cards and devices, or protect your personal and security information, or prevent others from accessing such information, you may be liable for any unauthorised transactions. Your liability for any losses arising from unauthorised transactions is determined in accordance with the ePayments Code and is set out in your account Terms and Conditions. For a copy visit [commbank.com.au](https://commbank.com.au). To notify us of any account security issues, simply call 13 2221, 24 hours a day, 7 days a week. HomePath Pty Limited ABN 35 081 986 530 is a wholly owned but non-guaranteed subsidiary of Commonwealth Bank of Australia.



**Account Number** 06 7167 23377104

**Statement Period** 2 Apr 2020 - 1 Oct 2020

**Closing Balance** \$395.42 CR

**Enquiries** 13 1998  
 (24 hours a day, 7 days a week)



015

MS ANNA MONICA NIEC  
 UNIT 104 74 PITT ST  
 SYDNEY NSW 2000

## Direct Investment Account

If this account has an attached overdraft limit or facility and we send you a statement every 4 or 6 months, we will update your statement preference to every 3 months as part of changes made to the new Banking Code of Practice from 1 July 2019.

Your SMSF Commonwealth Direct Investment Account specifically designed for your Self Managed Super Fund can grow your savings while you plan your next investment. Earn a competitive rate of interest on balances over \$10,000. You can enjoy instant access to your money through ATMs, NetBank, EFTPOS, telephone banking and bank branches.

Name: NIEC PTY LTD ITF AMN SUPER FUND

Note: Have you checked your statement today? It's easy to find out more information about each of your transactions by logging on to the CommBank App or NetBank. Should you have any questions on fees or see an error please contact us on the details above. Cheque proceeds are available when cleared.


The date of transactions shown here may be different on your other transaction lists (for example, the transaction list that appears on the CommBank app).

Date	Transaction	Debit	Credit	Balance
02 Apr	2020 OPENING BALANCE			\$110.45 CR
08 Apr	Direct Credit 062895 COMMONWEALTH SEC COMMSEC		1,992.45	\$2,102.90 CR
17 Apr	Direct Credit 253013 MED DEVELOPMENTS APR20/00805579		3.74	\$2,106.64 CR
21 Apr	Direct Credit 062895 COMMONWEALTH SEC COMMSEC		1,150.85	\$3,257.49 CR
22 Apr	Direct Credit 062895 COMMONWEALTH SEC COMMSEC		3,226.79	\$6,484.28 CR
24 Apr	Direct Credit 062895 COMMONWEALTH SEC COMMSEC		62.12	\$6,546.40 CR
27 Apr	Transfer From NIEC PTY LTD CREDIT TO ACCOUNT		4,700.00	\$11,246.40 CR
28 Apr	Direct Debit 062934 COMMONWEALTH SEC COMMSEC	5,002.95		\$6,243.45 CR
29 Apr	Transfer From NIEC PTY LTD CREDIT TO ACCOUNT		4,000.00	\$10,243.45 CR
29 Apr	Direct Debit 062934 COMMONWEALTH SEC COMMSEC	9,875.96		\$367.49 CR
01 May	Credit Interest		0.05	\$367.54 CR
04 May	Transfer From NIEC PTY LTD CREDIT TO ACCOUNT		2,000.00	\$2,367.54 CR



Account Number

06 7167 23377104




Date	Transaction	Debit	Credit	Balance
04 May	Direct Debit 062934 COMMONWEALTH SEC COMMSEC	1,776.77		\$590.77 CR
05 May	Transfer From NIEC PTY LTD CREDIT TO ACCOUNT		10,000.00	\$10,590.77 CR
05 May	Direct Debit 062934 COMMONWEALTH SEC COMMSEC	9,971.43		\$619.34 CR
07 May	Direct Credit 062895 COMMONWEALTH SEC COMMSEC		6,201.64	\$6,820.98 CR
08 May	Direct Credit 062895 COMMONWEALTH SEC COMMSEC		932.02	\$7,753.00 CR
11 May	Direct Credit 062895 COMMONWEALTH SEC COMMSEC		5,212.20	\$12,965.20 CR
13 May	Direct Debit 062934 COMMONWEALTH SEC COMMSEC	135.98		\$12,829.22 CR
15 May	Direct Debit 062934 COMMONWEALTH SEC COMMSEC	9,878.84		\$2,950.38 CR
21 May	Direct Credit 062895 COMMONWEALTH SEC COMMSEC		4,739.89	\$7,690.27 CR
27 May	Direct Credit 062895 COMMONWEALTH SEC COMMSEC		15,672.79	\$23,363.06 CR
01 Jun	Credit Interest		0.69	\$23,363.75 CR
02 Jun	Direct Debit 062934 COMMONWEALTH SEC COMMSEC	4,709.26		\$18,654.49 CR
03 Jun	Direct Debit 062934 COMMONWEALTH SEC COMMSEC	9,154.46		\$9,500.03 CR
09 Jun	Direct Debit 062934 COMMONWEALTH SEC COMMSEC	4,848.84		\$4,651.19 CR
10 Jun	Transfer From NIEC PTY LTD CREDIT TO ACCOUNT		10,000.00	\$14,651.19 CR
11 Jun	Direct Debit 062934 COMMONWEALTH SEC COMMSEC	4,802.28		\$9,848.91 CR
14 Jun	Transfer From NIEC PTY LTD CREDIT TO ACCOUNT		5,000.00	\$14,848.91 CR
15 Jun	Direct Debit 062934 COMMSEC SECURITI COMMSEC	5,460.21		\$9,388.70 CR
19 Jun	Direct Credit 062895 COMMONWEALTH SEC COMMSEC		15.19	\$9,403.89 CR
22 Jun	Direct Credit 062895 COMMONWEALTH SEC COMMSEC		13,000.33	\$22,404.22 CR
26 Jun	Direct Debit 062934 COMMSEC SECURITI COMMSEC	351.86		\$22,052.36 CR
29 Jun	Transfer to xx8481 NetBank AMN Super Transfer	10,000.00		\$12,052.36 CR

Account Number

06 7167 23377104

Date	Transaction	Debit	Credit	Balance
30 Jun	Direct Debit 062934 COMMSEC SECURITI COMMSEC	4,440.39		\$7,611.97 CR
01 Jul	CREDIT INTEREST EARNED on this account to June 30, 2020 is \$3.51			
01 Jul	Credit Interest		0.98	\$7,612.95 CR
02 Jul	Direct Credit 062895 COMMONWEALTH SEC COMMSEC		5,047.23	\$12,660.18 CR
03 Jul	Direct Credit 002473 NAB INTERIM DIV DV211/01239255		21.30	\$12,681.48 CR
06 Jul	Direct Credit 062895 COMMONWEALTH SEC COMMSEC		4,953.93	\$17,635.41 CR
13 Jul	Direct Credit 062895 COMMONWEALTH SEC COMMSEC		258.86	\$17,894.27 CR
17 Jul	Direct Credit 219182 AVH SCHEME PMNT SCH20/00804294		3.51	\$17,897.78 CR
20 Jul	Direct Debit 062934 COMMSEC SECURITI COMMSEC	507.77		\$17,390.01 CR
21 Jul	Direct Debit 062934 COMMSEC SECURITI COMMSEC	10,110.40		\$7,279.61 CR
23 Jul	Direct Credit 062895 COMMONWEALTH SEC COMMSEC		149.88	\$7,429.49 CR
24 Jul	Direct Credit 062895 COMMONWEALTH SEC COMMSEC		10,509.70	\$17,939.19 CR
28 Jul	Direct Debit 062934 COMMSEC SECURITI COMMSEC	4,947.75		\$12,991.44 CR
30 Jul	Transfer From NIEC PTY LTD CREDIT TO ACCOUNT		2,600.00	\$15,591.44 CR
30 Jul	Direct Debit 062934 COMMSEC SECURITI COMMSEC	10,374.81		\$5,216.63 CR
31 Jul	Direct Debit 062934 COMMSEC SECURITI COMMSEC	5,041.48		\$175.15 CR
01 Aug	Credit Interest		1.70	\$176.85 CR
06 Aug	Direct Credit 062895 COMMONWEALTH SEC COMMSEC		226.55	\$403.40 CR
10 Aug	Direct Debit 062934 COMMSEC SECURITI COMMSEC	60.96		\$342.44 CR
12 Aug	Direct Credit 062895 COMMONWEALTH SEC COMMSEC		10,216.19	\$10,558.63 CR
13 Aug	Direct Credit 062895 COMMONWEALTH SEC COMMSEC		162.90	\$10,721.53 CR
14 Aug	Direct Credit 062895 COMMONWEALTH SEC COMMSEC		5,202.30	\$15,923.83 CR
17 Aug	Direct Credit 062895 COMMONWEALTH SEC COMMSEC		4,979.61	\$20,903.44 CR
21 Aug	Direct Debit 062934 COMMSEC SECURITI COMMSEC	14,887.47		\$6,015.97 CR
25 Aug	Direct Credit 062895 COMMONWEALTH SEC COMMSEC		849.45	\$6,865.42 CR
31 Aug	Direct Credit 062895 COMMONWEALTH SEC COMMSEC		7,727.59	\$14,593.01 CR
01 Sep	Credit Interest		0.69	\$14,593.70 CR



Date	Transaction	Debit	Credit	Balance
03 Sep	Direct Debit 062934 COMMSEC SECURITI COMMSEC	14,003.10		\$590.60 CR
11 Sep	Direct Debit 062934 COMMSEC SECURITI COMMSEC	72.55		\$518.05 CR
16 Sep	Direct Credit 062895 COMMONWEALTH SEC COMMSEC		230.32	\$748.37 CR
21 Sep	Direct Credit 255730 Zoono Group S00117711439		59.58	\$807.95 CR
22 Sep	Direct Credit 062895 COMMONWEALTH SEC COMMSEC		8,163.28	\$8,971.23 CR
25 Sep	Direct Debit 062934 COMMSEC SECURITI COMMSEC	8,593.18		\$378.05 CR
30 Sep	Direct Credit 397204 ANZ DIVIDEND A069/00791690		17.25	\$395.30 CR
01 Oct	Credit Interest		0.12	\$395.42 CR
01 Oct	2020 CLOSING BALANCE			\$395.42 CR

Opening balance	-	Total debits	+	Total credits	=	Closing balance
\$110.45 CR		\$149,008.70		\$149,293.67		\$395.42 CR

### Your Credit Interest Rate Summary

Date	Balance	Standard Credit Interest Rate (p.a.)
01 Oct	Less than \$10,000.00	0.00%
	\$10,000.00 and over	0.15%

Note. Interest rates are effective as at the date shown but are subject to change.



Statement Period  
30 April 2020 - 31 July 2020

## Westpac DIY Super Savings Account

Account Name  
NIEC PTY LTD ATF AMN SUPER FUND

Customer ID  
6601 3523 NIEC PTY LTD

BSB Account Number  
032-090 119 457

Opening Balance	+ \$31,000.73
Total Credits	+ \$58.82
Total Debits	- \$29,600.00
Closing Balance	+ \$1,459.55

## INTEREST RATES (PER ANNUM) ON CREDIT BALANCES

Effective Date	\$0 to \$9999	Over \$9999 to \$49999	Over \$49999 to \$99999	Over \$99999 to \$499999
17 Mar 2020	0.01 %	0.05 %	0.05 %	0.05 %

Effective Date	Over \$499999
17 Mar 2020	0.05 %

## TRANSACTIONS

Please check all entries on this statement and promptly inform Westpac of any possible error or unauthorised transaction

DATE	TRANSACTION DESCRIPTION	DEBIT	CREDIT	BALANCE
<b>30/04/20</b>	<b>STATEMENT OPENING BALANCE</b>			<b>31,000.73</b>
04/05/20	Withdrawal Online 1235032 Tfr Westpac Diy	2,000.00		29,000.73
05/05/20	Withdrawal Online 1848635 Tfr Westpac Diy	10,000.00		19,000.73
08/05/20	Deposit Automatic Data P Adp202005081775486		57.62	19,058.35
29/05/20	Interest Paid		0.83	19,059.18
10/06/20	Withdrawal Online 1613009 Tfr Westpac Diy	10,000.00		9,059.18
15/06/20	Withdrawal Online 1383488 Tfr Westpac Diy	5,000.00		4,059.18
30/06/20	Interest Paid		0.34	4,059.52
30/07/20	Withdrawal Mobile 1118119 Tfr Westpac Diy	2,600.00		1,459.52
31/07/20	Interest Paid		0.03	1,459.55
<b>31/07/20</b>	<b>CLOSING BALANCE</b>			<b>1,459.55</b>

## CONVENIENCE AT YOUR FINGERTIPS

Use Online, Mobile or Tablet Banking to pay bills, transfer funds, check your account balances and much more



## TRANSACTION FEE SUMMARY

To reconcile your Transaction Fee Summary you may need to refer to transactions listed on your previous statement(s).

Fee(s) charged to account 032-090 11-9457

Transaction fee(s) period 01 APR 2020 to 30 JUN 2020

Total \$0.00
-----------------

## ANNUAL INFORMATION FOR THE PERIOD 1 JULY 2019 TO 30 JUNE 2020

**For account: 2090/119457**

Total interest credited

\$8.37

These details are provided for your records and taxation purposes

## MORE INFORMATION

Further information in relation to your account, including details of product benefits and applicable fees and charges, is available on request. That information is also contained in the Product Disclosure Statement (PDS) or other disclosure document for your account. For a copy of that document, or if you have any other enquiries, you can call Telephone Banking on 132 032 from Australia or +61 2 9293 9270 from overseas.

The above Closing Balance amount may not be the same as the balance payable to you on closure of your account (the 'termination value'). Details of the termination value can be obtained by calling Telephone Banking on the numbers quoted above. Further information on how to close accounts, including calculation of the termination value, is contained in the Product Disclosure Statement (PDS) booklet or other disclosure document for your account.

We have an internal process for handling and resolving any problem you may have with, or complaints relating to, your account or this product. Information about this process can be found in the Product Disclosure Statement (PDS) or other disclosure document for your account, or you can contact us on 1300 130 467.

### Westpac Live



Find out about Online Banking  
at [westpac.com.au/westpaclive](http://westpac.com.au/westpaclive)

### Telephone Banking



Call us on 132 032  
+61 2 9293 9270 if overseas

### Local Branch



Find branches and ATMs at  
[westpac.com.au/locateus](http://westpac.com.au/locateus)

**THANK YOU FOR BANKING WITH WESTPAC**





Statement Period  
31 July 2020 - 30 October 2020

## Westpac DIY Super Savings Account

Account Name  
NIEC PTY LTD ATF AMN SUPER FUND

Customer ID  
6601 3523 NIEC PTY LTD

BSB Account Number  
032-090 119 457

Opening Balance	+ \$1,459.55
Total Credits	+ \$140.29
Total Debits	- \$1,328.71
Closing Balance	+ \$271.13

## INTEREST RATES (PER ANNUM) ON CREDIT BALANCES

Effective Date	\$0 to \$9999	Over \$9999 to \$49999	Over \$49999 to \$99999	Over \$99999 to \$499999
17 Mar 2020	0.01 %	0.05 %	0.05 %	0.05 %

Effective Date	Over \$499999
17 Mar 2020	0.05 %

## TRANSACTIONS

Please check all entries on this statement and promptly inform Westpac of any possible error or unauthorised transaction

DATE	TRANSACTION DESCRIPTION	DEBIT	CREDIT	BALANCE
<b>31/07/20</b>	<b>STATEMENT OPENING BALANCE</b>			<b>1,459.55</b>
26/08/20	Withdrawal Online 1820887 Tfr Westpac Diy Superhelp Fees	1,070.00		389.55
28/08/20	Deposit Jura Austral Jura		140.28	529.83
28/08/20	Withdrawal Online 1348074 Tfr Westpac Diy	258.71		271.12
31/08/20	Interest Paid		0.01	271.13
<b>30/10/20</b>	<b>CLOSING BALANCE</b>			<b>271.13</b>

## CONVENIENCE AT YOUR FINGERTIPS

Use Online, Mobile or Tablet Banking to pay bills, transfer funds, check your account balances and much more





## TRANSACTION FEE SUMMARY

To reconcile your Transaction Fee Summary you may need to refer to transactions listed on your previous statement(s).

Fee(s) charged to account 032-090 11-9457

Transaction fee(s) period 01 JUL 2020 to 30 SEP 2020

Total \$0.00
-----------------

## MORE INFORMATION

Further information in relation to your account, including details of product benefits and applicable fees and charges, is available on request. That information is also contained in the Product Disclosure Statement (PDS) or other disclosure document for your account. For a copy of that document, or if you have any other enquiries, you can call Telephone Banking on 132 032 from Australia or +61 2 9293 9270 from overseas.

The above Closing Balance amount may not be the same as the balance payable to you on closure of your account (the 'termination value'). Details of the termination value can be obtained by calling Telephone Banking on the numbers quoted above. Further information on how to close accounts, including calculation of the termination value, is contained in the Product Disclosure Statement (PDS) booklet or other disclosure document for your account.

We have an internal process for handling and resolving any problem you may have with, or complaints relating to, your account or this product. Information about this process can be found in the Product Disclosure Statement (PDS) or other disclosure document for your account, or you can contact us on 1300 130 467.

Remember, if you have a card, always keep your passcode (PIN) secret - don't tell anyone or let them see it. Never write your passcode on your card or on anything that could be lost or stolen. If you do need to record a reminder, you must make every effort to disguise it. You may be liable for losses if you don't protect your passcode. To help you learn how you can protect your card against unauthorised transactions, you can find more information at [westpac.com.au/dispute](http://westpac.com.au/dispute). If you are a business customer, please go to [westpac.com.au/businessdispute](http://westpac.com.au/businessdispute)

### Westpac Live



Find out about Online Banking  
at [westpac.com.au/westpaclive](http://westpac.com.au/westpaclive)

### Telephone Banking



Call us on 132 032  
+61 2 9293 9270 if overseas

### Local Branch



Find branches and ATMs at  
[westpac.com.au/locateus](http://westpac.com.au/locateus)

**THANK YOU FOR BANKING WITH WESTPAC**



Statement Period  
30 October 2020 - 29 January 2021

## Westpac DIY Super Savings Account

Account Name  
NIEC PTY LTD ATF AMN SUPER FUND

Customer ID  
6601 3523 NIEC PTY LTD

BSB Account Number  
032-090 119 457

Opening Balance	+ \$271.13
Total Credits	+ \$100.00
Total Debits	- \$359.00
Closing Balance	+ \$12.13

## INTEREST RATES (PER ANNUM) ON CREDIT BALANCES

Effective Date	\$0 to \$9999	Over \$9999 to \$49999	Over \$49999 to \$99999	Over \$99999 to \$499999
17 Mar 2020	0.01 %	0.05 %	0.05 %	0.05 %

Effective Date	Over \$499999
17 Mar 2020	0.05 %

## TRANSACTIONS

Please check all entries on this statement and promptly inform Westpac of any possible error or unauthorised transaction

DATE	TRANSACTION DESCRIPTION	DEBIT	CREDIT	BALANCE
30/10/20	STATEMENT OPENING BALANCE			271.13
02/11/20	Deposit Anna Niec Contribution		100.00	371.13
20/11/20	Withdrawal Online 1092982 Tfr Westpac Diy	359.00		12.13
29/01/21	CLOSING BALANCE			12.13

## CONVENIENCE AT YOUR FINGERTIPS

Use Online, Mobile or Tablet Banking to pay bills, transfer funds, check your account balances and much more



## TRANSACTION FEE SUMMARY

To reconcile your Transaction Fee Summary you may need to refer to transactions listed on your previous statement(s).

Fee(s) charged to account 032-090 11-9457

Transaction fee(s) period 01 OCT 2020 to 31 DEC 2020

Total \$0.00
-----------------



## MORE INFORMATION

Further information in relation to your account, including details of product benefits and applicable fees and charges, is available on request. That information is also contained in the Product Disclosure Statement (PDS) or other disclosure document for your account. For a copy of that document, or if you have any other enquiries, you can call Telephone Banking on 132 032 from Australia or +61 2 9293 9270 from overseas.

The above Closing Balance amount may not be the same as the balance payable to you on closure of your account (the 'termination value'). Details of the termination value can be obtained by calling Telephone Banking on the numbers quoted above. Further information on how to close accounts, including calculation of the termination value, is contained in the Product Disclosure Statement (PDS) booklet or other disclosure document for your account.

We have an internal process for handling and resolving any problem you may have with, or complaints relating to, your account or this product. Information about this process can be found in the Product Disclosure Statement (PDS) or other disclosure document for your account, or you can contact us on 1300 130 467.

Remember, if you have a card, always keep your passcode (PIN) secret - don't tell anyone or let them see it. Never write your passcode on your card or on anything that could be lost or stolen. If you do need to record a reminder, you must make every effort to disguise it. You may be liable for losses if you don't protect your passcode. To help you learn how you can protect your card against unauthorised transactions, you can find more information at [westpac.com.au/dispute](http://westpac.com.au/dispute). If you are a business customer, please go to [westpac.com.au/businessdispute](http://westpac.com.au/businessdispute)

### **Information for customers that have a Westpac Transaction account for personal use, and have a Commonwealth Concession or Health Care card (Concession card).**

The Westpac Choice Concession account is a transaction account designed for Concession card holders and offers no monthly service fees, no outward dishonour fees, no account overdrawn fees and there are no informal overdrafts (except where it is impossible or reasonably impractical for us to prevent your account from being overdrawn).

To be eligible for this account, you must have your government payments paid into the account. There is a limit of one Westpac Choice Concession account per customer, this includes joint account holders. All account holders must be eligible.

If you would like more information or would like to apply for the Westpac Choice Concession account please visit [www.westpac.com.au/personal-banking/bank-accounts/transaction/choice/basic/](http://www.westpac.com.au/personal-banking/bank-accounts/transaction/choice/basic/), call 132 032 or visit your local branch.

Before making a decision about any of our products, please read all the terms and conditions available at [westpac.com.au](http://westpac.com.au) and consider whether the product is right for you. Please consider that the features of the Concession account may differ to the features and benefits of your existing account. To view our full range of transaction accounts visit [www.westpac.com.au/personal-banking/bank-accounts/transaction/](http://www.westpac.com.au/personal-banking/bank-accounts/transaction/)

#### Westpac Live



Find out about Online Banking  
at [westpac.com.au/westpaclive](http://westpac.com.au/westpaclive)

#### Telephone Banking



Call us on 132 032  
+61 2 9293 9270 if overseas

#### Local Branch



Find branches and ATMs at  
[westpac.com.au/locateus](http://westpac.com.au/locateus)

**THANK YOU FOR BANKING WITH WESTPAC**



Statement Period  
29 January 2021 - 30 April 2021

## Westpac DIY Super Savings Account

Account Name  
NIEC PTY LTD ATF AMN SUPER FUND

Customer ID  
6601 3523 NIEC PTY LTD

BSB Account Number  
032-090 119 457

Opening Balance	+ \$12.13
Total Credits	+ \$0.00
Total Debits	- \$0.00
Closing Balance	+ \$12.13

## INTEREST RATES (PER ANNUM) ON CREDIT BALANCES

Effective Date	\$0 to \$9999	Over \$9999 to \$49999	Over \$49999 to \$99999	Over \$99999 to \$499999
17 Mar 2020	0.01 %	0.05 %	0.05 %	0.05 %

Effective Date	Over \$499999
17 Mar 2020	0.05 %

## TRANSACTIONS

Please check all entries on this statement and promptly inform Westpac of any possible error or unauthorised transaction

DATE	TRANSACTION DESCRIPTION	DEBIT	CREDIT	BALANCE
29/01/21	STATEMENT OPENING BALANCE			12.13
30/04/21	CLOSING BALANCE			12.13

## CONVENIENCE AT YOUR FINGERTIPS

Use Online, Mobile or Tablet Banking to pay bills, transfer funds, check your account balances and much more

## TRANSACTION FEE SUMMARY

To reconcile your Transaction Fee Summary you may need to refer to transactions listed on your previous statement(s).

Fee(s) charged to account 032-090 11-9457  
Transaction fee(s) period 01 JAN 2021 to 28 FEB 2021

Total \$0.00
-----------------



## MORE INFORMATION

Further information in relation to your account, including details of product benefits and applicable fees and charges, is available on request. That information is also contained in the Product Disclosure Statement (PDS) or other disclosure document for your account. For a copy of that document, or if you have any other enquiries, you can call Telephone Banking on 132 032 from Australia or +61 2 9293 9270 from overseas.

The above Closing Balance amount may not be the same as the balance payable to you on closure of your account (the 'termination value'). Details of the termination value can be obtained by calling Telephone Banking on the numbers quoted above. Further information on how to close accounts, including calculation of the termination value, is contained in the Product Disclosure Statement (PDS) booklet or other disclosure document for your account.

We have an internal process for handling and resolving any problem you may have with, or complaints relating to, your account or this product. Information about this process can be found in the Product Disclosure Statement (PDS) or other disclosure document for your account, or you can contact us on 1300 130 467.

Remember, if you have a card, always keep your passcode (PIN) secret - don't tell anyone or let them see it. Never write your passcode on your card or on anything that could be lost or stolen. If you do need to record a reminder, you must make every effort to disguise it. You may be liable for losses if you don't protect your passcode. To help you learn how you can protect your card against unauthorised transactions, you can find more information at [westpac.com.au/dispute](http://westpac.com.au/dispute). If you are a business customer, please go to [westpac.com.au/businessdispute](http://westpac.com.au/businessdispute)

### **Information for customers that have a Westpac Transaction account for personal use, and have a Commonwealth Concession or Health Care card (Concession card).**

The Westpac Choice Concession account is a transaction account designed for Concession card holders and offers no monthly service fees, no outward dishonour fees, no account overdrawn fees and there are no informal overdrafts (except where it is impossible or reasonably impractical for us to prevent your account from being overdrawn).

To be eligible for this account, you must have your government payments paid into the account. There is a limit of one Westpac Choice Concession account per customer, this includes joint account holders. All account holders must be eligible.

If you would like more information or would like to apply for the Westpac Choice Concession account please visit [www.westpac.com.au/personal-banking/bank-accounts/transaction/choice/basic/](http://www.westpac.com.au/personal-banking/bank-accounts/transaction/choice/basic/), call 132 032 or visit your local branch.

Before making a decision about any of our products, please read all the terms and conditions available at [westpac.com.au](http://westpac.com.au) and consider whether the product is right for you. Please consider that the features of the Concession account may differ to the features and benefits of your existing account. To view our full range of transaction accounts visit [www.westpac.com.au/personal-banking/bank-accounts/transaction/](http://www.westpac.com.au/personal-banking/bank-accounts/transaction/)

#### Westpac Live



Find out about Online Banking  
at [westpac.com.au/westpaclive](http://westpac.com.au/westpaclive)

#### Telephone Banking



Call us on 132 032  
+61 2 9293 9270 if overseas

#### Local Branch



Find branches and ATMs at  
[westpac.com.au/locateus](http://westpac.com.au/locateus)

**THANK YOU FOR BANKING WITH WESTPAC**



Statement Period  
30 April 2021 - 30 July 2021

## Westpac DIY Super Savings Account

Account Name  
NIEC PTY LTD ATF AMN SUPER FUND

Customer ID  
6601 3523 NIEC PTY LTD

BSB Account Number  
032-090 119 457

Opening Balance	+ \$12.13
Total Credits	+ \$0.00
Total Debits	- \$0.00
Closing Balance	+ \$12.13

## INTEREST RATES (PER ANNUM) ON CREDIT BALANCES

Effective Date	\$0 to \$9999	Over \$9999 to \$49999	Over \$49999 to \$99999	Over \$99999 to \$499999
17 Mar 2020	0.01 %	0.05 %	0.05 %	0.05 %

Effective Date	Over \$499999
17 Mar 2020	0.05 %

## TRANSACTIONS

Please check all entries on this statement and promptly inform Westpac of any possible error or unauthorised transaction

DATE	TRANSACTION DESCRIPTION	DEBIT	CREDIT	BALANCE
30/04/21	STATEMENT OPENING BALANCE			12.13
30/07/21	CLOSING BALANCE			12.13

## CONVENIENCE AT YOUR FINGERTIPS

Use Online, Mobile or Tablet Banking to pay bills, transfer funds, check your account balances and much more



## MORE INFORMATION

Further information in relation to your account, including details of product benefits and applicable fees and charges, is available on request. That information is also contained in the Product Disclosure Statement (PDS) or other disclosure document for your account. For a copy of that document, or if you have any other enquiries, you can call Telephone Banking on 132 032 from Australia or +61 2 9293 9270 from overseas.

The above Closing Balance amount may not be the same as the balance payable to you on closure of your account (the 'termination value'). Details of the termination value can be obtained by calling Telephone Banking on the numbers quoted above. Further information on how to close accounts, including calculation of the termination value, is contained in the Product Disclosure Statement (PDS) booklet or other disclosure document for your account.

We have an internal process for handling and resolving any problem you may have with, or complaints relating to, your account or this product. Information about this process can be found in the Product Disclosure Statement (PDS) or other disclosure document for your account, or you can contact us on 1300 130 467.

Remember, if you have a card, always keep your passcode (PIN) secret - don't tell anyone or let them see it. Never write your passcode on your card or on anything that could be lost or stolen. If you do need to record a reminder, you must make every effort to disguise it. You may be liable for losses if you don't protect your passcode. To help you learn how you can protect your card against unauthorised transactions, you can find more information at [westpac.com.au/dispute](http://westpac.com.au/dispute). If you are a business customer, please go to [westpac.com.au/businessdispute](http://westpac.com.au/businessdispute)

### **Information for customers that have a Westpac Transaction account for personal use, and have a Commonwealth Concession or Health Care card (Concession card).**

The Westpac Choice Concession account is a transaction account designed for Concession card holders and offers no monthly service fees, no outward dishonour fees, no account overdrawn fees and there are no informal overdrafts (except where it is impossible or reasonably impractical for us to prevent your account from being overdrawn).

To be eligible for this account, you must have your government payments paid into the account. There is a limit of one Westpac Choice Concession account per customer, this includes joint account holders. All account holders must be eligible.

If you would like more information or would like to apply for the Westpac Choice Concession account please visit [www.westpac.com.au/personal-banking/bank-accounts/transaction/choice/basic/](http://www.westpac.com.au/personal-banking/bank-accounts/transaction/choice/basic/), call 132 032 or visit your local branch.

Before making a decision about any of our products, please read all the terms and conditions available at [westpac.com.au](http://westpac.com.au) and consider whether the product is right for you. Please consider that the features of the Concession account may differ to the features and benefits of your existing account. To view our full range of transaction accounts visit [www.westpac.com.au/personal-banking/bank-accounts/transaction/](http://www.westpac.com.au/personal-banking/bank-accounts/transaction/)

#### Westpac Live



Find out about Online Banking  
at [westpac.com.au/westpaclive](http://westpac.com.au/westpaclive)

#### Telephone Banking



Call us on 132 032  
+61 2 9293 9270 if overseas

#### Local Branch



Find branches and ATMs at  
[westpac.com.au/locateus](http://westpac.com.au/locateus)

**THANK YOU FOR BANKING WITH WESTPAC**





Statement Period  
29 May 2020 - 30 June 2020

## Westpac DIY Super Working Account

Account Name  
NIEC PTY LTD ATF AMN SUPER FUND

Customer ID  
6601 3523 NIEC PTY LTD

BSB Account Number  
032-090 252 290

Opening Balance	+ \$34.34
Total Credits	+ \$15,000.00
Total Debits	- \$15,000.00
Closing Balance	+ \$34.34

## INTEREST RATES (PER ANNUM) ON CREDIT BALANCES

Effective Date	\$0 to \$9999	Over \$9999 to \$49999	Over \$49999 to \$99999	Over \$99999 to \$499999
17 Mar 2020	0.01 %	0.01 %	0.01 %	0.01 %
Effective Date	Over \$499999			
17 Mar 2020	0.02 %			

## TRANSACTIONS

Please check all entries on this statement and promptly inform Westpac of any possible error or unauthorised transaction

DATE	TRANSACTION DESCRIPTION	DEBIT	CREDIT	BALANCE
<b>29/05/20</b>	<b>STATEMENT OPENING BALANCE</b>			<b>34.34</b>
10/06/20	Deposit Online 2613010 Tfr Westpac Diy		10,000.00	10,034.34
10/06/20	Withdrawal-Osko Payment 1674338 Amn Super Fund	10,000.00		34.34
15/06/20	Deposit Online 2383488 Tfr Westpac Diy		5,000.00	5,034.34
15/06/20	Withdrawal-Osko Payment 1385428 Amn Super Fund	5,000.00		34.34
<b>30/06/20</b>	<b>CLOSING BALANCE</b>			<b>34.34</b>

## CONVENIENCE AT YOUR FINGERTIPS

Use Online, Mobile or Tablet Banking to pay bills, transfer funds, check your account balances and much more



## TRANSACTION FEE SUMMARY

To reconcile your Transaction Fee Summary you may need to refer to transactions listed on your previous statement(s).

Fee(s) charged to account 032-090 25-2290

Transaction fee(s) period 01 MAY 2020 to 31 MAY 2020

Total \$0.00
-----------------

## MORE INFORMATION

Further information in relation to your account, including details of product benefits and applicable fees and charges, is available on request. That information is also contained in the Product Disclosure Statement (PDS) or other disclosure document for your account. For a copy of that document, or if you have any other enquiries, you can call Telephone Banking on 132 032 from Australia or +61 2 9293 9270 from overseas.

The above Closing Balance amount may not be the same as the balance payable to you on closure of your account (the 'termination value'). Details of the termination value can be obtained by calling Telephone Banking on the numbers quoted above. Further information on how to close accounts, including calculation of the termination value, is contained in the Product Disclosure Statement (PDS) booklet or other disclosure document for your account.

We have an internal process for handling and resolving any problem you may have with, or complaints relating to, your account or this product. Information about this process can be found in the Product Disclosure Statement (PDS) or other disclosure document for your account, or you can contact us on 1300 130 467.

### Westpac Live



Find out about Online Banking  
at [westpac.com.au/westpaclive](https://westpac.com.au/westpaclive)

### Telephone Banking



Call us on 132 032  
+61 2 9293 9270 if overseas

### Local Branch



Find branches and ATMs at  
[westpac.com.au/locateus](https://westpac.com.au/locateus)

**THANK YOU FOR BANKING WITH WESTPAC**



Statement Period  
30 June 2020 - 31 July 2020

## Westpac DIY Super Working Account

Account Name  
NIEC PTY LTD ATF AMN SUPER FUND

Customer ID  
6601 3523 NIEC PTY LTD

BSB Account Number  
032-090 252 290

Opening Balance	+ \$34.34
Total Credits	+ \$2,600.00
Total Debits	- \$2,600.00
Closing Balance	+ \$34.34

## INTEREST RATES (PER ANNUM) ON CREDIT BALANCES

Effective Date	\$0 to \$9999	Over \$9999 to \$49999	Over \$49999 to \$99999	Over \$99999 to \$499999
17 Mar 2020	0.01 %	0.01 %	0.01 %	0.01 %

Effective Date	Over \$499999
17 Mar 2020	0.02 %

## TRANSACTIONS

Please check all entries on this statement and promptly inform Westpac of any possible error or unauthorised transaction

DATE	TRANSACTION DESCRIPTION	DEBIT	CREDIT	BALANCE
30/06/20	STATEMENT OPENING BALANCE			34.34
30/07/20	Deposit Online 2118120 Tfr Westpac Diy		2,600.00	2,634.34
30/07/20	Withdrawal-Osko Payment 1123347 Amn Super Fund	2,600.00		34.34
31/07/20	CLOSING BALANCE			34.34

## CONVENIENCE AT YOUR FINGERTIPS

Use Online, Mobile or Tablet Banking to pay bills, transfer funds, check your account balances and much more



## TRANSACTION FEE SUMMARY

To reconcile your Transaction Fee Summary you may need to refer to transactions listed on your previous statement(s).

Fee(s) charged to account 032-090 25-2290

Transaction fee(s) period 01 JUN 2020 to 30 JUN 2020

Total \$0.00
-----------------

## ANNUAL INFORMATION FOR THE PERIOD 1 JULY 2019 TO 30 JUNE 2020

**For account: 2090/252290**

Total interest credited

\$3.20

These details are provided for your records and taxation purposes

## MORE INFORMATION

Further information in relation to your account, including details of product benefits and applicable fees and charges, is available on request. That information is also contained in the Product Disclosure Statement (PDS) or other disclosure document for your account. For a copy of that document, or if you have any other enquiries, you can call Telephone Banking on 132 032 from Australia or +61 2 9293 9270 from overseas.

The above Closing Balance amount may not be the same as the balance payable to you on closure of your account (the 'termination value'). Details of the termination value can be obtained by calling Telephone Banking on the numbers quoted above. Further information on how to close accounts, including calculation of the termination value, is contained in the Product Disclosure Statement (PDS) booklet or other disclosure document for your account.

We have an internal process for handling and resolving any problem you may have with, or complaints relating to, your account or this product. Information about this process can be found in the Product Disclosure Statement (PDS) or other disclosure document for your account, or you can contact us on 1300 130 467.

### Westpac Live



Find out about Online Banking  
at [westpac.com.au/westpaclive](http://westpac.com.au/westpaclive)

### Telephone Banking



Call us on 132 032  
+61 2 9293 9270 if overseas

### Local Branch



Find branches and ATMs at  
[westpac.com.au/locateus](http://westpac.com.au/locateus)

**THANK YOU FOR BANKING WITH WESTPAC**



Statement Period  
31 July 2020 - 31 August 2020

## Westpac DIY Super Working Account

Account Name  
NIEC PTY LTD ATF AMN SUPER FUND

Customer ID  
6601 3523 NIEC PTY LTD

BSB Account Number  
032-090 252 290

Opening Balance	+ \$34.34
Total Credits	+ \$1,328.71
Total Debits	- \$1,328.71
Closing Balance	+ \$34.34

## INTEREST RATES (PER ANNUM) ON CREDIT BALANCES

Effective Date	\$0 to \$9999	Over \$9999 to \$49999	Over \$49999 to \$99999	Over \$99999 to \$499999
17 Mar 2020	0.01 %	0.01 %	0.01 %	0.01 %

Effective Date	Over \$499999
17 Mar 2020	0.02 %

## TRANSACTIONS

Please check all entries on this statement and promptly inform Westpac of any possible error or unauthorised transaction

DATE	TRANSACTION DESCRIPTION	DEBIT	CREDIT	BALANCE
<b>31/07/20</b>	<b>STATEMENT OPENING BALANCE</b>			<b>34.34</b>
26/08/20	Deposit Online 2820888 Tfr Westpac Diy			
	Superhelp Fees		1,070.00	1,104.34
26/08/20	Withdrawal-Osko Payment 1897269 Superhelp			
	Australia Annual Fee Superhelp	1,070.00		34.34
28/08/20	Deposit Online 2348075 Tfr Westpac Diy		258.71	293.05
28/08/20	Withdrawal Online 1383412 Tax Ato Direct			
	Super Levy Fee	258.71		34.34
<b>31/08/20</b>	<b>CLOSING BALANCE</b>			<b>34.34</b>

## CONVENIENCE AT YOUR FINGERTIPS

Use Online, Mobile or Tablet Banking to pay bills, transfer funds, check your account balances and much more



## TRANSACTION FEE SUMMARY

To reconcile your Transaction Fee Summary you may need to refer to transactions listed on your previous statement(s).

Fee(s) charged to account 032-090 25-2290

Transaction fee(s) period 01 JUL 2020 to 31 JUL 2020

Total \$0.00
-----------------

## MORE INFORMATION

Further information in relation to your account, including details of product benefits and applicable fees and charges, is available on request. That information is also contained in the Product Disclosure Statement (PDS) or other disclosure document for your account. For a copy of that document, or if you have any other enquiries, you can call Telephone Banking on 132 032 from Australia or +61 2 9293 9270 from overseas.

The above Closing Balance amount may not be the same as the balance payable to you on closure of your account (the 'termination value'). Details of the termination value can be obtained by calling Telephone Banking on the numbers quoted above. Further information on how to close accounts, including calculation of the termination value, is contained in the Product Disclosure Statement (PDS) booklet or other disclosure document for your account.

We have an internal process for handling and resolving any problem you may have with, or complaints relating to, your account or this product. Information about this process can be found in the Product Disclosure Statement (PDS) or other disclosure document for your account, or you can contact us on 1300 130 467.

Remember, if you have a card, always keep your passcode (PIN) secret - don't tell anyone or let them see it. Never write your passcode on your card or on anything that could be lost or stolen. If you do need to record a reminder, you must make every effort to disguise it. You may be liable for losses if you don't protect your passcode. To help you learn how you can protect your card against unauthorised transactions, you can find more information at [westpac.com.au/dispute](http://westpac.com.au/dispute). If you are a business customer, please go to [westpac.com.au/businessdispute](http://westpac.com.au/businessdispute)

### Westpac Live



Find out about Online Banking  
at [westpac.com.au/westpaclive](http://westpac.com.au/westpaclive)

### Telephone Banking



Call us on 132 032  
+61 2 9293 9270 if overseas

### Local Branch



Find branches and ATMs at  
[westpac.com.au/locateus](http://westpac.com.au/locateus)

**THANK YOU FOR BANKING WITH WESTPAC**



Statement Period  
31 August 2020 - 30 September 2020

## Westpac DIY Super Working Account

Account Name  
NIEC PTY LTD ATF AMN SUPER FUND

Customer ID  
6601 3523 NIEC PTY LTD

BSB Account Number  
032-090 252 290

Opening Balance	+ \$34.34
Total Credits	+ \$0.00
Total Debits	- \$0.00
Closing Balance	+ \$34.34

## INTEREST RATES (PER ANNUM) ON CREDIT BALANCES

Effective Date	\$0 to \$9999	Over \$9999 to \$49999	Over \$49999 to \$99999	Over \$99999 to \$499999
17 Mar 2020	0.01 %	0.01 %	0.01 %	0.01 %

Effective Date	Over \$499999
17 Mar 2020	0.02 %

## TRANSACTIONS

Please check all entries on this statement and promptly inform Westpac of any possible error or unauthorised transaction

DATE	TRANSACTION DESCRIPTION	DEBIT	CREDIT	BALANCE
31/08/20	STATEMENT OPENING BALANCE			34.34
30/09/20	CLOSING BALANCE			34.34

## CONVENIENCE AT YOUR FINGERTIPS

Use Online, Mobile or Tablet Banking to pay bills, transfer funds, check your account balances and much more

## TRANSACTION FEE SUMMARY

To reconcile your Transaction Fee Summary you may need to refer to transactions listed on your previous statement(s).

Fee(s) charged to account 032-090 25-2290  
Transaction fee(s) period 01 AUG 2020 to 31 AUG 2020

Total \$0.00
-----------------



## MORE INFORMATION

Further information in relation to your account, including details of product benefits and applicable fees and charges, is available on request. That information is also contained in the Product Disclosure Statement (PDS) or other disclosure document for your account. For a copy of that document, or if you have any other enquiries, you can call Telephone Banking on 132 032 from Australia or +61 2 9293 9270 from overseas.

The above Closing Balance amount may not be the same as the balance payable to you on closure of your account (the 'termination value'). Details of the termination value can be obtained by calling Telephone Banking on the numbers quoted above. Further information on how to close accounts, including calculation of the termination value, is contained in the Product Disclosure Statement (PDS) booklet or other disclosure document for your account.

We have an internal process for handling and resolving any problem you may have with, or complaints relating to, your account or this product. Information about this process can be found in the Product Disclosure Statement (PDS) or other disclosure document for your account, or you can contact us on 1300 130 467.

Remember, if you have a card, always keep your passcode (PIN) secret - don't tell anyone or let them see it. Never write your passcode on your card or on anything that could be lost or stolen. If you do need to record a reminder, you must make every effort to disguise it. You may be liable for losses if you don't protect your passcode. To help you learn how you can protect your card against unauthorised transactions, you can find more information at [westpac.com.au/dispute](http://westpac.com.au/dispute). If you are a business customer, please go to [westpac.com.au/businessdispute](http://westpac.com.au/businessdispute)

### Westpac Live



Find out about Online Banking at [westpac.com.au/westpacalive](http://westpac.com.au/westpacalive)

### Telephone Banking



Call us on 132 032  
+61 2 9293 9270 if overseas

### Local Branch



Find branches and ATMs at [westpac.com.au/locateus](http://westpac.com.au/locateus)

**THANK YOU FOR BANKING WITH WESTPAC**





Statement Period  
30 September 2020 - 30 October 2020

## Westpac DIY Super Working Account

Account Name  
NIEC PTY LTD ATF AMN SUPER FUND

Customer ID  
6601 3523 NIEC PTY LTD

BSB Account Number  
032-090 252 290

Opening Balance	+ \$34.34
Total Credits	+ \$0.00
Total Debits	- \$0.00
Closing Balance	+ \$34.34

## INTEREST RATES (PER ANNUM) ON CREDIT BALANCES

Effective Date	\$0 to \$9999	Over \$9999 to \$49999	Over \$49999 to \$99999	Over \$99999 to \$499999
17 Mar 2020	0.01 %	0.01 %	0.01 %	0.01 %

Effective Date	Over \$499999
17 Mar 2020	0.02 %

## TRANSACTIONS

Please check all entries on this statement and promptly inform Westpac of any possible error or unauthorised transaction

DATE	TRANSACTION DESCRIPTION	DEBIT	CREDIT	BALANCE
30/09/20	STATEMENT OPENING BALANCE			34.34
30/10/20	CLOSING BALANCE			34.34

## CONVENIENCE AT YOUR FINGERTIPS

Use Online, Mobile or Tablet Banking to pay bills, transfer funds, check your account balances and much more

## TRANSACTION FEE SUMMARY

To reconcile your Transaction Fee Summary you may need to refer to transactions listed on your previous statement(s).

Fee(s) charged to account 032-090 25-2290  
Transaction fee(s) period 01 SEP 2020 to 30 SEP 2020

Total \$0.00
-----------------



## MORE INFORMATION

Further information in relation to your account, including details of product benefits and applicable fees and charges, is available on request. That information is also contained in the Product Disclosure Statement (PDS) or other disclosure document for your account. For a copy of that document, or if you have any other enquiries, you can call Telephone Banking on 132 032 from Australia or +61 2 9293 9270 from overseas.

The above Closing Balance amount may not be the same as the balance payable to you on closure of your account (the 'termination value'). Details of the termination value can be obtained by calling Telephone Banking on the numbers quoted above. Further information on how to close accounts, including calculation of the termination value, is contained in the Product Disclosure Statement (PDS) booklet or other disclosure document for your account.

We have an internal process for handling and resolving any problem you may have with, or complaints relating to, your account or this product. Information about this process can be found in the Product Disclosure Statement (PDS) or other disclosure document for your account, or you can contact us on 1300 130 467.

Remember, if you have a card, always keep your passcode (PIN) secret - don't tell anyone or let them see it. Never write your passcode on your card or on anything that could be lost or stolen. If you do need to record a reminder, you must make every effort to disguise it. You may be liable for losses if you don't protect your passcode. To help you learn how you can protect your card against unauthorised transactions, you can find more information at [westpac.com.au/dispute](http://westpac.com.au/dispute). If you are a business customer, please go to [westpac.com.au/businessdispute](http://westpac.com.au/businessdispute)

### Westpac Live



Find out about Online Banking at [westpac.com.au/westpacalive](http://westpac.com.au/westpacalive)

### Telephone Banking



Call us on 132 032  
+61 2 9293 9270 if overseas

### Local Branch



Find branches and ATMs at [westpac.com.au/locateus](http://westpac.com.au/locateus)

**THANK YOU FOR BANKING WITH WESTPAC**



Statement Period  
30 October 2020 - 30 November 2020

## Westpac DIY Super Working Account

Account Name  
NIEC PTY LTD ATF AMN SUPER FUND

Customer ID  
6601 3523 NIEC PTY LTD

BSB Account Number  
032-090 252 290

Opening Balance	+ \$34.34
Total Credits	+ \$359.00
Total Debits	- \$359.00
Closing Balance	+ \$34.34

## INTEREST RATES (PER ANNUM) ON CREDIT BALANCES

Effective Date	\$0 to \$9999	Over \$9999 to \$49999	Over \$49999 to \$99999	Over \$99999 to \$499999
17 Mar 2020	0.01 %	0.01 %	0.01 %	0.01 %

Effective Date	Over \$499999
17 Mar 2020	0.02 %

## TRANSACTIONS

Please check all entries on this statement and promptly inform Westpac of any possible error or unauthorised transaction

DATE	TRANSACTION DESCRIPTION	DEBIT	CREDIT	BALANCE
<b>30/10/20</b>	<b>STATEMENT OPENING BALANCE</b>			<b>34.34</b>
20/11/20	Deposit Online 2092983 Tfr Westpac Diy		359.00	393.34
20/11/20	Withdrawal-Osko Payment 1014799 Amn Super Fund transfer	359.00		34.34
<b>30/11/20</b>	<b>CLOSING BALANCE</b>			<b>34.34</b>

## CONVENIENCE AT YOUR FINGERTIPS

Use Online, Mobile or Tablet Banking to pay bills, transfer funds, check your account balances and much more



## TRANSACTION FEE SUMMARY

To reconcile your Transaction Fee Summary you may need to refer to transactions listed on your previous statement(s).

Fee(s) charged to account 032-090 25-2290

Transaction fee(s) period 01 OCT 2020 to 31 OCT 2020

Total \$0.00
-----------------

## MORE INFORMATION

Further information in relation to your account, including details of product benefits and applicable fees and charges, is available on request. That information is also contained in the Product Disclosure Statement (PDS) or other disclosure document for your account. For a copy of that document, or if you have any other enquiries, you can call Telephone Banking on 132 032 from Australia or +61 2 9293 9270 from overseas.

The above Closing Balance amount may not be the same as the balance payable to you on closure of your account (the 'termination value'). Details of the termination value can be obtained by calling Telephone Banking on the numbers quoted above. Further information on how to close accounts, including calculation of the termination value, is contained in the Product Disclosure Statement (PDS) booklet or other disclosure document for your account.

We have an internal process for handling and resolving any problem you may have with, or complaints relating to, your account or this product. Information about this process can be found in the Product Disclosure Statement (PDS) or other disclosure document for your account, or you can contact us on 1300 130 467.

Remember, if you have a card, always keep your passcode (PIN) secret - don't tell anyone or let them see it. Never write your passcode on your card or on anything that could be lost or stolen. If you do need to record a reminder, you must make every effort to disguise it. You may be liable for losses if you don't protect your passcode. To help you learn how you can protect your card against unauthorised transactions, you can find more information at [westpac.com.au/dispute](http://westpac.com.au/dispute). If you are a business customer, please go to [westpac.com.au/businessdispute](http://westpac.com.au/businessdispute)

### Westpac Live



Find out about Online Banking  
at [westpac.com.au/westpaclive](http://westpac.com.au/westpaclive)

### Telephone Banking



Call us on 132 032  
+61 2 9293 9270 if overseas

### Local Branch



Find branches and ATMs at  
[westpac.com.au/locateus](http://westpac.com.au/locateus)

**THANK YOU FOR BANKING WITH WESTPAC**



Statement Period  
30 November 2020 - 31 December 2020

## Westpac DIY Super Working Account

Account Name  
NIEC PTY LTD ATF AMN SUPER FUND

Customer ID  
6601 3523 NIEC PTY LTD

BSB Account Number  
032-090 252 290

Opening Balance	+ \$34.34
Total Credits	+ \$0.00
Total Debits	- \$0.00
Closing Balance	+ \$34.34

## INTEREST RATES (PER ANNUM) ON CREDIT BALANCES

Effective Date	\$0 to \$9999	Over \$9999 to \$49999	Over \$49999 to \$99999	Over \$99999 to \$499999
17 Mar 2020	0.01 %	0.01 %	0.01 %	0.01 %

Effective Date	Over \$499999
17 Mar 2020	0.02 %

## TRANSACTIONS

Please check all entries on this statement and promptly inform Westpac of any possible error or unauthorised transaction

DATE	TRANSACTION DESCRIPTION	DEBIT	CREDIT	BALANCE
30/11/20	STATEMENT OPENING BALANCE			34.34
31/12/20	CLOSING BALANCE			34.34

## CONVENIENCE AT YOUR FINGERTIPS

Use Online, Mobile or Tablet Banking to pay bills, transfer funds, check your account balances and much more

## TRANSACTION FEE SUMMARY

To reconcile your Transaction Fee Summary you may need to refer to transactions listed on your previous statement(s).

Fee(s) charged to account 032-090 25-2290  
Transaction fee(s) period 01 NOV 2020 to 30 NOV 2020

Total \$0.00
-----------------



## MORE INFORMATION

Further information in relation to your account, including details of product benefits and applicable fees and charges, is available on request. That information is also contained in the Product Disclosure Statement (PDS) or other disclosure document for your account. For a copy of that document, or if you have any other enquiries, you can call Telephone Banking on 132 032 from Australia or +61 2 9293 9270 from overseas.

The above Closing Balance amount may not be the same as the balance payable to you on closure of your account (the 'termination value'). Details of the termination value can be obtained by calling Telephone Banking on the numbers quoted above. Further information on how to close accounts, including calculation of the termination value, is contained in the Product Disclosure Statement (PDS) booklet or other disclosure document for your account.

We have an internal process for handling and resolving any problem you may have with, or complaints relating to, your account or this product. Information about this process can be found in the Product Disclosure Statement (PDS) or other disclosure document for your account, or you can contact us on 1300 130 467.

Remember, if you have a card, always keep your passcode (PIN) secret - don't tell anyone or let them see it. Never write your passcode on your card or on anything that could be lost or stolen. If you do need to record a reminder, you must make every effort to disguise it. You may be liable for losses if you don't protect your passcode. To help you learn how you can protect your card against unauthorised transactions, you can find more information at [westpac.com.au/dispute](http://westpac.com.au/dispute). If you are a business customer, please go to [westpac.com.au/businessdispute](http://westpac.com.au/businessdispute)

### Westpac Live



Find out about Online Banking  
at [westpac.com.au/westpacalive](http://westpac.com.au/westpacalive)

### Telephone Banking



Call us on 132 032  
+61 2 9293 9270 if overseas

### Local Branch



Find branches and ATMs at  
[westpac.com.au/locateus](http://westpac.com.au/locateus)

**THANK YOU FOR BANKING WITH WESTPAC**



Statement Period  
31 December 2020 - 29 January 2021

## Westpac DIY Super Working Account

Account Name  
NIEC PTY LTD ATF AMN SUPER FUND

Customer ID  
6601 3523 NIEC PTY LTD

BSB Account Number  
032-090 252 290

Opening Balance	+ \$34.34
Total Credits	+ \$0.00
Total Debits	- \$0.00
Closing Balance	+ \$34.34

## INTEREST RATES (PER ANNUM) ON CREDIT BALANCES

Effective Date	\$0 to \$9999	Over \$9999 to \$49999	Over \$49999 to \$99999	Over \$99999 to \$499999
17 Mar 2020	0.01 %	0.01 %	0.01 %	0.01 %

Effective Date	Over \$499999
17 Mar 2020	0.02 %

## TRANSACTIONS

Please check all entries on this statement and promptly inform Westpac of any possible error or unauthorised transaction

DATE	TRANSACTION DESCRIPTION	DEBIT	CREDIT	BALANCE
31/12/20	STATEMENT OPENING BALANCE			34.34
29/01/21	CLOSING BALANCE			34.34

## CONVENIENCE AT YOUR FINGERTIPS

Use Online, Mobile or Tablet Banking to pay bills, transfer funds, check your account balances and much more

## TRANSACTION FEE SUMMARY

To reconcile your Transaction Fee Summary you may need to refer to transactions listed on your previous statement(s).

Fee(s) charged to account 032-090 25-2290  
Transaction fee(s) period 01 DEC 2020 to 31 DEC 2020

Total \$0.00
-----------------



## MORE INFORMATION

Further information in relation to your account, including details of product benefits and applicable fees and charges, is available on request. That information is also contained in the Product Disclosure Statement (PDS) or other disclosure document for your account. For a copy of that document, or if you have any other enquiries, you can call Telephone Banking on 132 032 from Australia or +61 2 9293 9270 from overseas.

The above Closing Balance amount may not be the same as the balance payable to you on closure of your account (the 'termination value'). Details of the termination value can be obtained by calling Telephone Banking on the numbers quoted above. Further information on how to close accounts, including calculation of the termination value, is contained in the Product Disclosure Statement (PDS) booklet or other disclosure document for your account.

We have an internal process for handling and resolving any problem you may have with, or complaints relating to, your account or this product. Information about this process can be found in the Product Disclosure Statement (PDS) or other disclosure document for your account, or you can contact us on 1300 130 467.

Remember, if you have a card, always keep your passcode (PIN) secret - don't tell anyone or let them see it. Never write your passcode on your card or on anything that could be lost or stolen. If you do need to record a reminder, you must make every effort to disguise it. You may be liable for losses if you don't protect your passcode. To help you learn how you can protect your card against unauthorised transactions, you can find more information at [westpac.com.au/dispute](http://westpac.com.au/dispute). If you are a business customer, please go to [westpac.com.au/businessdispute](http://westpac.com.au/businessdispute)

### **Information for customers that have a Westpac Transaction account for personal use, and have a Commonwealth Concession or Health Care card (Concession card).**

The Westpac Choice Concession account is a transaction account designed for Concession card holders and offers no monthly service fees, no outward dishonour fees, no account overdrawn fees and there are no informal overdrafts (except where it is impossible or reasonably impractical for us to prevent your account from being overdrawn).

To be eligible for this account, you must have your government payments paid into the account. There is a limit of one Westpac Choice Concession account per customer, this includes joint account holders. All account holders must be eligible.

If you would like more information or would like to apply for the Westpac Choice Concession account please visit [www.westpac.com.au/personal-banking/bank-accounts/transaction/choice/basic/](http://www.westpac.com.au/personal-banking/bank-accounts/transaction/choice/basic/), call 132 032 or visit your local branch.

Before making a decision about any of our products, please read all the terms and conditions available at [westpac.com.au](http://westpac.com.au) and consider whether the product is right for you. Please consider that the features of the Concession account may differ to the features and benefits of your existing account. To view our full range of transaction accounts visit [www.westpac.com.au/personal-banking/bank-accounts/transaction/](http://www.westpac.com.au/personal-banking/bank-accounts/transaction/)

#### Westpac Live



Find out about Online Banking  
at [westpac.com.au/westpaclive](http://westpac.com.au/westpaclive)

#### Telephone Banking



Call us on 132 032  
+61 2 9293 9270 if overseas

#### Local Branch



Find branches and ATMs at  
[westpac.com.au/locateus](http://westpac.com.au/locateus)

**THANK YOU FOR BANKING WITH WESTPAC**





Statement Period  
29 January 2021 - 26 February 2021

## Westpac DIY Super Working Account

Account Name  
NIEC PTY LTD ATF AMN SUPER FUND

Customer ID  
6601 3523 NIEC PTY LTD

BSB Account Number  
032-090 252 290

Opening Balance	+ \$34.34
Total Credits	+ \$0.00
Total Debits	- \$0.00
Closing Balance	+ \$34.34

## INTEREST RATES (PER ANNUM) ON CREDIT BALANCES

Effective Date	\$0 to \$9999	Over \$9999 to \$49999	Over \$49999 to \$99999	Over \$99999 to \$499999
17 Mar 2020	0.01 %	0.01 %	0.01 %	0.01 %

Effective Date	Over \$499999
17 Mar 2020	0.02 %

## TRANSACTIONS

Please check all entries on this statement and promptly inform Westpac of any possible error or unauthorised transaction

DATE	TRANSACTION DESCRIPTION	DEBIT	CREDIT	BALANCE
29/01/21	STATEMENT OPENING BALANCE			34.34
26/02/21	CLOSING BALANCE			34.34

## CONVENIENCE AT YOUR FINGERTIPS

Use Online, Mobile or Tablet Banking to pay bills, transfer funds, check your account balances and much more

## TRANSACTION FEE SUMMARY

To reconcile your Transaction Fee Summary you may need to refer to transactions listed on your previous statement(s).

Fee(s) charged to account 032-090 25-2290  
Transaction fee(s) period 01 JAN 2021 to 31 JAN 2021

Total \$0.00
-----------------



## MORE INFORMATION

Further information in relation to your account, including details of product benefits and applicable fees and charges, is available on request. That information is also contained in the Product Disclosure Statement (PDS) or other disclosure document for your account. For a copy of that document, or if you have any other enquiries, you can call Telephone Banking on 132 032 from Australia or +61 2 9293 9270 from overseas.

The above Closing Balance amount may not be the same as the balance payable to you on closure of your account (the 'termination value'). Details of the termination value can be obtained by calling Telephone Banking on the numbers quoted above. Further information on how to close accounts, including calculation of the termination value, is contained in the Product Disclosure Statement (PDS) booklet or other disclosure document for your account.

We have an internal process for handling and resolving any problem you may have with, or complaints relating to, your account or this product. Information about this process can be found in the Product Disclosure Statement (PDS) or other disclosure document for your account, or you can contact us on 1300 130 467.

Remember, if you have a card, always keep your passcode (PIN) secret - don't tell anyone or let them see it. Never write your passcode on your card or on anything that could be lost or stolen. If you do need to record a reminder, you must make every effort to disguise it. You may be liable for losses if you don't protect your passcode. To help you learn how you can protect your card against unauthorised transactions, you can find more information at [westpac.com.au/dispute](http://westpac.com.au/dispute). If you are a business customer, please go to [westpac.com.au/businessdispute](http://westpac.com.au/businessdispute)

### **Information for customers that have a Westpac Transaction account for personal use, and have a Commonwealth Concession or Health Care card (Concession card).**

The Westpac Choice Concession account is a transaction account designed for Concession card holders and offers no monthly service fees, no outward dishonour fees, no account overdrawn fees and there are no informal overdrafts (except where it is impossible or reasonably impractical for us to prevent your account from being overdrawn).

To be eligible for this account, you must have your government payments paid into the account. There is a limit of one Westpac Choice Concession account per customer, this includes joint account holders. All account holders must be eligible.

If you would like more information or would like to apply for the Westpac Choice Concession account please visit [www.westpac.com.au/personal-banking/bank-accounts/transaction/choice/basic/](http://www.westpac.com.au/personal-banking/bank-accounts/transaction/choice/basic/), call 132 032 or visit your local branch.

Before making a decision about any of our products, please read all the terms and conditions available at [westpac.com.au](http://westpac.com.au) and consider whether the product is right for you. Please consider that the features of the Concession account may differ to the features and benefits of your existing account. To view our full range of transaction accounts visit [www.westpac.com.au/personal-banking/bank-accounts/transaction/](http://www.westpac.com.au/personal-banking/bank-accounts/transaction/)

#### Westpac Live



Find out about Online Banking  
at [westpac.com.au/westpaclive](http://westpac.com.au/westpaclive)

#### Telephone Banking



Call us on 132 032  
+61 2 9293 9270 if overseas

#### Local Branch



Find branches and ATMs at  
[westpac.com.au/locateus](http://westpac.com.au/locateus)

**THANK YOU FOR BANKING WITH WESTPAC**



Statement Period  
26 February 2021 - 31 March 2021

## Westpac DIY Super Working Account

Account Name  
NIEC PTY LTD ATF AMN SUPER FUND

Customer ID  
6601 3523 NIEC PTY LTD

BSB Account Number  
032-090 252 290

Opening Balance	+ \$34.34
Total Credits	+ \$0.00
Total Debits	- \$0.00
Closing Balance	+ \$34.34

## INTEREST RATES (PER ANNUM) ON CREDIT BALANCES

Effective Date	\$0 to \$9999	Over \$9999 to \$49999	Over \$49999 to \$99999	Over \$99999 to \$499999
17 Mar 2020	0.01 %	0.01 %	0.01 %	0.01 %

Effective Date	Over \$499999
17 Mar 2020	0.02 %

## TRANSACTIONS

Please check all entries on this statement and promptly inform Westpac of any possible error or unauthorised transaction

DATE	TRANSACTION DESCRIPTION	DEBIT	CREDIT	BALANCE
26/02/21	STATEMENT OPENING BALANCE			34.34
31/03/21	CLOSING BALANCE			34.34

## CONVENIENCE AT YOUR FINGERTIPS

Use Online, Mobile or Tablet Banking to pay bills, transfer funds, check your account balances and much more

## TRANSACTION FEE SUMMARY

To reconcile your Transaction Fee Summary you may need to refer to transactions listed on your previous statement(s).

Fee(s) charged to account 032-090 25-2290

Transaction fee(s) period 01 FEB 2021 to 28 FEB 2021

Total \$0.00
-----------------



## MORE INFORMATION

Further information in relation to your account, including details of product benefits and applicable fees and charges, is available on request. That information is also contained in the Product Disclosure Statement (PDS) or other disclosure document for your account. For a copy of that document, or if you have any other enquiries, you can call Telephone Banking on 132 032 from Australia or +61 2 9293 9270 from overseas.

The above Closing Balance amount may not be the same as the balance payable to you on closure of your account (the 'termination value'). Details of the termination value can be obtained by calling Telephone Banking on the numbers quoted above. Further information on how to close accounts, including calculation of the termination value, is contained in the Product Disclosure Statement (PDS) booklet or other disclosure document for your account.

We have an internal process for handling and resolving any problem you may have with, or complaints relating to, your account or this product. Information about this process can be found in the Product Disclosure Statement (PDS) or other disclosure document for your account, or you can contact us on 1300 130 467.

Remember, if you have a card, always keep your passcode (PIN) secret - don't tell anyone or let them see it. Never write your passcode on your card or on anything that could be lost or stolen. If you do need to record a reminder, you must make every effort to disguise it. You may be liable for losses if you don't protect your passcode. To help you learn how you can protect your card against unauthorised transactions, you can find more information at [westpac.com.au/dispute](http://westpac.com.au/dispute). If you are a business customer, please go to [westpac.com.au/businessdispute](http://westpac.com.au/businessdispute)

### **Information for customers that have a Westpac Transaction account for personal use, and have a Commonwealth Concession or Health Care card (Concession card).**

The Westpac Choice Concession account is a transaction account designed for Concession card holders and offers no monthly service fees, no outward dishonour fees, no account overdrawn fees and there are no informal overdrafts (except where it is impossible or reasonably impractical for us to prevent your account from being overdrawn).

To be eligible for this account, you must have your government payments paid into the account. There is a limit of one Westpac Choice Concession account per customer, this includes joint account holders. All account holders must be eligible.

If you would like more information or would like to apply for the Westpac Choice Concession account please visit [www.westpac.com.au/personal-banking/bank-accounts/transaction/choice/basic/](http://www.westpac.com.au/personal-banking/bank-accounts/transaction/choice/basic/), call 132 032 or visit your local branch.

Before making a decision about any of our products, please read all the terms and conditions available at [westpac.com.au](http://westpac.com.au) and consider whether the product is right for you. Please consider that the features of the Concession account may differ to the features and benefits of your existing account. To view our full range of transaction accounts visit [www.westpac.com.au/personal-banking/bank-accounts/transaction/](http://www.westpac.com.au/personal-banking/bank-accounts/transaction/)

#### Westpac Live



Find out about Online Banking  
at [westpac.com.au/westpaclive](http://westpac.com.au/westpaclive)

#### Telephone Banking



Call us on 132 032  
+61 2 9293 9270 if overseas

#### Local Branch



Find branches and ATMs at  
[westpac.com.au/locateus](http://westpac.com.au/locateus)

**THANK YOU FOR BANKING WITH WESTPAC**



Statement Period  
31 March 2021 - 30 April 2021

## Westpac DIY Super Working Account

Account Name  
NIEC PTY LTD ATF AMN SUPER FUND

Customer ID  
6601 3523 NIEC PTY LTD

BSB Account Number  
032-090 252 290

Opening Balance	+ \$34.34
Total Credits	+ \$0.00
Total Debits	- \$0.00
Closing Balance	+ \$34.34

## INTEREST RATES (PER ANNUM) ON CREDIT BALANCES

Effective Date	\$0 to \$9999	Over \$9999 to \$49999	Over \$49999 to \$99999	Over \$99999 to \$499999
17 Mar 2020	0.01 %	0.01 %	0.01 %	0.01 %

Effective Date	Over \$499999
17 Mar 2020	0.02 %

## TRANSACTIONS

Please check all entries on this statement and promptly inform Westpac of any possible error or unauthorised transaction

DATE	TRANSACTION DESCRIPTION	DEBIT	CREDIT	BALANCE
31/03/21	STATEMENT OPENING BALANCE			34.34
30/04/21	CLOSING BALANCE			34.34

## CONVENIENCE AT YOUR FINGERTIPS

Use Online, Mobile or Tablet Banking to pay bills, transfer funds, check your account balances and much more



## MORE INFORMATION

Further information in relation to your account, including details of product benefits and applicable fees and charges, is available on request. That information is also contained in the Product Disclosure Statement (PDS) or other disclosure document for your account. For a copy of that document, or if you have any other enquiries, you can call Telephone Banking on 132 032 from Australia or +61 2 9293 9270 from overseas.

The above Closing Balance amount may not be the same as the balance payable to you on closure of your account (the 'termination value'). Details of the termination value can be obtained by calling Telephone Banking on the numbers quoted above. Further information on how to close accounts, including calculation of the termination value, is contained in the Product Disclosure Statement (PDS) booklet or other disclosure document for your account.

We have an internal process for handling and resolving any problem you may have with, or complaints relating to, your account or this product. Information about this process can be found in the Product Disclosure Statement (PDS) or other disclosure document for your account, or you can contact us on 1300 130 467.

Remember, if you have a card, always keep your passcode (PIN) secret - don't tell anyone or let them see it. Never write your passcode on your card or on anything that could be lost or stolen. If you do need to record a reminder, you must make every effort to disguise it. You may be liable for losses if you don't protect your passcode. To help you learn how you can protect your card against unauthorised transactions, you can find more information at [westpac.com.au/dispute](http://westpac.com.au/dispute). If you are a business customer, please go to [westpac.com.au/businessdispute](http://westpac.com.au/businessdispute)

### **Information for customers that have a Westpac Transaction account for personal use, and have a Commonwealth Concession or Health Care card (Concession card).**

The Westpac Choice Concession account is a transaction account designed for Concession card holders and offers no monthly service fees, no outward dishonour fees, no account overdrawn fees and there are no informal overdrafts (except where it is impossible or reasonably impractical for us to prevent your account from being overdrawn).

To be eligible for this account, you must have your government payments paid into the account. There is a limit of one Westpac Choice Concession account per customer, this includes joint account holders. All account holders must be eligible.

If you would like more information or would like to apply for the Westpac Choice Concession account please visit [www.westpac.com.au/personal-banking/bank-accounts/transaction/choice/basic/](http://www.westpac.com.au/personal-banking/bank-accounts/transaction/choice/basic/), call 132 032 or visit your local branch.

Before making a decision about any of our products, please read all the terms and conditions available at [westpac.com.au](http://westpac.com.au) and consider whether the product is right for you. Please consider that the features of the Concession account may differ to the features and benefits of your existing account. To view our full range of transaction accounts visit [www.westpac.com.au/personal-banking/bank-accounts/transaction/](http://www.westpac.com.au/personal-banking/bank-accounts/transaction/)

#### Westpac Live



Find out about Online Banking  
at [westpac.com.au/westpaclive](http://westpac.com.au/westpaclive)

#### Telephone Banking



Call us on 132 032  
+61 2 9293 9270 if overseas

#### Local Branch



Find branches and ATMs at  
[westpac.com.au/locateus](http://westpac.com.au/locateus)

**THANK YOU FOR BANKING WITH WESTPAC**



Statement Period  
30 April 2021 - 31 May 2021

## Westpac DIY Super Working Account

Account Name  
NIEC PTY LTD ATF AMN SUPER FUND

Customer ID  
6601 3523 NIEC PTY LTD

BSB Account Number  
032-090 252 290

Opening Balance	+ \$34.34
Total Credits	+ \$0.00
Total Debits	- \$0.00
Closing Balance	+ \$34.34

## INTEREST RATES (PER ANNUM) ON CREDIT BALANCES

Effective Date	\$0 to \$9999	Over \$9999 to \$49999	Over \$49999 to \$99999	Over \$99999 to \$499999
17 Mar 2020	0.01 %	0.01 %	0.01 %	0.01 %

Effective Date	Over \$499999
17 Mar 2020	0.02 %

## TRANSACTIONS

Please check all entries on this statement and promptly inform Westpac of any possible error or unauthorised transaction

DATE	TRANSACTION DESCRIPTION	DEBIT	CREDIT	BALANCE
30/04/21	STATEMENT OPENING BALANCE			34.34
31/05/21	CLOSING BALANCE			34.34

## CONVENIENCE AT YOUR FINGERTIPS

Use Online, Mobile or Tablet Banking to pay bills, transfer funds, check your account balances and much more



## MORE INFORMATION

Further information in relation to your account, including details of product benefits and applicable fees and charges, is available on request. That information is also contained in the Product Disclosure Statement (PDS) or other disclosure document for your account. For a copy of that document, or if you have any other enquiries, you can call Telephone Banking on 132 032 from Australia or +61 2 9293 9270 from overseas.

The above Closing Balance amount may not be the same as the balance payable to you on closure of your account (the 'termination value'). Details of the termination value can be obtained by calling Telephone Banking on the numbers quoted above. Further information on how to close accounts, including calculation of the termination value, is contained in the Product Disclosure Statement (PDS) booklet or other disclosure document for your account.

We have an internal process for handling and resolving any problem you may have with, or complaints relating to, your account or this product. Information about this process can be found in the Product Disclosure Statement (PDS) or other disclosure document for your account, or you can contact us on 1300 130 467.

Remember, if you have a card, always keep your passcode (PIN) secret - don't tell anyone or let them see it. Never write your passcode on your card or on anything that could be lost or stolen. If you do need to record a reminder, you must make every effort to disguise it. You may be liable for losses if you don't protect your passcode. To help you learn how you can protect your card against unauthorised transactions, you can find more information at [westpac.com.au/dispute](http://westpac.com.au/dispute). If you are a business customer, please go to [westpac.com.au/businessdispute](http://westpac.com.au/businessdispute)

### **Information for customers that have a Westpac Transaction account for personal use, and have a Commonwealth Concession or Health Care card (Concession card).**

The Westpac Choice Concession account is a transaction account designed for Concession card holders and offers no monthly service fees, no outward dishonour fees, no account overdrawn fees and there are no informal overdrafts (except where it is impossible or reasonably impractical for us to prevent your account from being overdrawn).

To be eligible for this account, you must have your government payments paid into the account. There is a limit of one Westpac Choice Concession account per customer, this includes joint account holders. All account holders must be eligible.

If you would like more information or would like to apply for the Westpac Choice Concession account please visit [www.westpac.com.au/personal-banking/bank-accounts/transaction/choice/basic/](http://www.westpac.com.au/personal-banking/bank-accounts/transaction/choice/basic/), call 132 032 or visit your local branch.

Before making a decision about any of our products, please read all the terms and conditions available at [westpac.com.au](http://westpac.com.au) and consider whether the product is right for you. Please consider that the features of the Concession account may differ to the features and benefits of your existing account. To view our full range of transaction accounts visit [www.westpac.com.au/personal-banking/bank-accounts/transaction/](http://www.westpac.com.au/personal-banking/bank-accounts/transaction/)

#### Westpac Live



Find out about Online Banking  
at [westpac.com.au/westpaclive](http://westpac.com.au/westpaclive)

#### Telephone Banking



Call us on 132 032  
+61 2 9293 9270 if overseas

#### Local Branch



Find branches and ATMs at  
[westpac.com.au/locateus](http://westpac.com.au/locateus)

**THANK YOU FOR BANKING WITH WESTPAC**





Statement Period  
31 May 2021 - 30 June 2021

## Westpac DIY Super Working Account

Account Name  
NIEC PTY LTD ATF AMN SUPER FUND

Customer ID  
6601 3523 NIEC PTY LTD

BSB Account Number  
032-090 252 290

Opening Balance	+ \$34.34
Total Credits	+ \$0.00
Total Debits	- \$0.00
Closing Balance	+ \$34.34

## INTEREST RATES (PER ANNUM) ON CREDIT BALANCES

Effective Date	\$0 to \$9999	Over \$9999 to \$49999	Over \$49999 to \$99999	Over \$99999 to \$499999
17 Mar 2020	0.01 %	0.01 %	0.01 %	0.01 %

Effective Date	Over \$499999
17 Mar 2020	0.02 %

## TRANSACTIONS

Please check all entries on this statement and promptly inform Westpac of any possible error or unauthorised transaction

DATE	TRANSACTION DESCRIPTION	DEBIT	CREDIT	BALANCE
31/05/21	STATEMENT OPENING BALANCE			34.34
30/06/21	CLOSING BALANCE			34.34

## CONVENIENCE AT YOUR FINGERTIPS

Use Online, Mobile or Tablet Banking to pay bills, transfer funds, check your account balances and much more



## MORE INFORMATION

Further information in relation to your account, including details of product benefits and applicable fees and charges, is available on request. That information is also contained in the Product Disclosure Statement (PDS) or other disclosure document for your account. For a copy of that document, or if you have any other enquiries, you can call Telephone Banking on 132 032 from Australia or +61 2 9293 9270 from overseas.

The above Closing Balance amount may not be the same as the balance payable to you on closure of your account (the 'termination value'). Details of the termination value can be obtained by calling Telephone Banking on the numbers quoted above. Further information on how to close accounts, including calculation of the termination value, is contained in the Product Disclosure Statement (PDS) booklet or other disclosure document for your account.

We have an internal process for handling and resolving any problem you may have with, or complaints relating to, your account or this product. Information about this process can be found in the Product Disclosure Statement (PDS) or other disclosure document for your account, or you can contact us on 1300 130 467.

Remember, if you have a card, always keep your passcode (PIN) secret - don't tell anyone or let them see it. Never write your passcode on your card or on anything that could be lost or stolen. If you do need to record a reminder, you must make every effort to disguise it. You may be liable for losses if you don't protect your passcode. To help you learn how you can protect your card against unauthorised transactions, you can find more information at [westpac.com.au/dispute](http://westpac.com.au/dispute). If you are a business customer, please go to [westpac.com.au/businessdispute](http://westpac.com.au/businessdispute)

### **Information for customers that have a Westpac Transaction account for personal use, and have a Commonwealth Concession or Health Care card (Concession card).**

The Westpac Choice Concession account is a transaction account designed for Concession card holders and offers no monthly service fees, no outward dishonour fees, no account overdrawn fees and there are no informal overdrafts (except where it is impossible or reasonably impractical for us to prevent your account from being overdrawn).

To be eligible for this account, you must have your government payments paid into the account. There is a limit of one Westpac Choice Concession account per customer, this includes joint account holders. All account holders must be eligible.

If you would like more information or would like to apply for the Westpac Choice Concession account please visit [www.westpac.com.au/personal-banking/bank-accounts/transaction/choice/basic/](http://www.westpac.com.au/personal-banking/bank-accounts/transaction/choice/basic/), call 132 032 or visit your local branch.

Before making a decision about any of our products, please read all the terms and conditions available at [westpac.com.au](http://westpac.com.au) and consider whether the product is right for you. Please consider that the features of the Concession account may differ to the features and benefits of your existing account. To view our full range of transaction accounts visit [www.westpac.com.au/personal-banking/bank-accounts/transaction/](http://www.westpac.com.au/personal-banking/bank-accounts/transaction/)

#### Westpac Live



Find out about Online Banking  
at [westpac.com.au/westpaclive](http://westpac.com.au/westpaclive)

#### Telephone Banking



Call us on 132 032  
+61 2 9293 9270 if overseas

#### Local Branch



Find branches and ATMs at  
[westpac.com.au/locateus](http://westpac.com.au/locateus)

**THANK YOU FOR BANKING WITH WESTPAC**

# 68000 - Sundry Debtors

2021 Financial Year

Preparer Desiree Yutuc

Reviewer Steven Lee

Status Completed

Account Code	Description	CY Balance	LY Balance	Change
68000	Sundry Debtors	\$446.58	\$5,047.23	(91.15)%
<b>TOTAL</b>		<b>CY Balance</b>	<b>LY Balance</b>	
		\$446.58	\$5,047.23	

## Supporting Documents

- General Ledger [Report](#)

## Standard Checklist

- Match to Source Documentation

AMN SUPER FUND  
**General Ledger**

As at 30 June 2021

Transaction Date	Description	Units	Debit	Credit	Balance \$
<b>Sundry Debtors (68000)</b>					
<u>Sundry Debtors (68000)</u>					
01/07/2020	Opening Balance				5,047.23 DR
02/07/2020	Direct Credit 062895 COMMONWEALTH SEC COMMSEC			5,047.23	0.00 DR
30/06/2021	SELL 1234 FNP		446.58		446.58 DR
			<b>446.58</b>	<b>5,047.23</b>	<b>446.58 DR</b>

**Total Debits: 446.58**

**Total Credits: 5,047.23**

## 77600 - Shares in Listed Companies (Australian)

2021 Financial Year

Preparer Desiree Yutuc

Reviewer Steven Lee

Status Completed

Account Code	Description	CY Units	CY Balance	LY Units	LY Balance	Change
A2M.AX	The A2 Milk Company Limited	0.000000		0.000000		0%
AAC.AX	Australian Agricultural Company Limited.	0.000000				0%
ANZ.AX	Australia And New Zealand Banking Group Limited	321.000000	\$9,036.15	69.000000	\$1,286.16	602.57%
AVH.AX	Avita Medical Inc.	0.000000		125.000000	\$1,125.00	100%
BEN.AX	Bendigo And Adelaide Bank Limited	0.000000				0%
BVS.AX	Bravura Solutions Limited.	0.000000		1086.000000	\$4,887.00	100%
CCL.AX	Coca-cola Amatil Limited	0.000000		0.000000		0%
CHN.AX	Chalice Mining Limited	1113.000000	\$8,258.46	0.000000		100%
CSL.AX	CSL Limited	0.000000		0.000000		0%
ELD.AX	Elders Limited	0.000000		0.000000		0%
ELO.AX	Elmo Software Limited	0.000000				0%
FNP.AX	Freedom Foods Group Limited	0.000000		1234.000000	\$3,714.34	100%
GGG.AX	Greenland Minerals and Energy Limited - Ordinary Fully Paid	0.000000				0%

Account Code	Description	CY Units	CY Balance	LY Units	LY Balance	Change
GXY.AX	Galaxy Resources Limited	0.000000				0%
HCT.AX	Holista Colltech Limited	0.000000		32258.000000	\$4,354.83	100%
JMS.AX	Jupiter Mines Limited.	0.000000		0.000000		0%
KGN.AX	Kogan.com Ltd	0.000000		0.000000		0%
LYC.AX	Lynas Rare Earths Limited	0.000000		2525.000000	\$4,885.88	100%
MVP.AX	Medical Developments International Limited	0.000000		187.000000	\$1,305.26	100%
NAB.AX	National Australia Bank Limited	0.000000		71.000000	\$1,293.62	100%
NAN.AX	Nanosonics Limited	0.000000		0.000000		0%
NEW.AX1	NEW Energy Solar Limited	0.000000		0.000000		0%
ORG.AX	Origin Energy Limited	0.000000				0%
S32.AX	South32 Limited	0.000000				0%
SPL.AX	Starpharma Holdings Limited	0.000000		0.000000		0%
SPT.AX	Splitit Payments Ltd	4545.000000	\$2,363.40	0.000000		100%
TD1.AX	Tali Digital Limited	0.000000		27027.000000	\$675.68	100%
TLS.AX	Telstra Group Limited	0.000000		0.000000		0%
TSO.AX	Tesoro Resources Limited	0.000000		0.000000		0%
WOR.AX	Worley Limited	0.000000		0.000000		0%

Account Code	Description	CY Units	CY Balance	LY Units	LY Balance	Change
Z1P.AX	Zip Co Limited.	0.000000		838.000000	\$4,382.74	100%
ZNO.AX	Zoono Group Limited	0.000000		0.000000		0%
<b>TOTAL</b>		<b>CY Units</b>	<b>CY Balance</b>	<b>LY Units</b>	<b>LY Balance</b>	
		5979.000000	\$19,658.01	65420.000000	\$27,910.51	

### Supporting Documents

- Investment Movement Report [Report](#)
- Balance Review Report [Report](#)
- 3391078\_2021EOFYTransactions Commsec.pdf
- 3391078\_2021EOFYEstDividendInterest-1 Commsec.pdf
- 3391078\_2021EOFYSummary-1 Commsec Portfolio Summary.pdf
- 3391078\_2021EOFYPortfolioValuation.pdf

### Standard Checklist

- Attach Balance Review Report
- Attach copies of HIN/SRN or Chess Statements, Broker Statements, Contract Notes Corporate Action documentation and any other relevant Source Documentation
- Attach Investment Movement Report
- Ensure all Investments are valued correctly at June 30
- Ensure the investment is in accordance with the Fund's investment strategy

AMN SUPER FUND

# Balance Review Report

As at 30 June 2021

Investment Code	Investment Name	Holding Reference	Third Party Data			BGL Ledger	Variance
			Data Feed Provider	Balance Date	Balance Amount	Balance	
<b>60400</b>	<b>Bank Accounts</b>						
23377104CDIA	CDIA CommSec Cash Account					11,947.12	
WBC119457	Westpac DIY Super Savings ***457					12.13	
WBC252290	Westpac DIY Super Working ***290					34.34	
<b>77600</b>	<b>Shares in Listed Companies (Australian)</b>						
ANZ.AX	Australia And New Zealand Banking Group Limited				Setup	321.0000	<b>321.0000</b>
CHN.AX	Chalice Mining Limited				Setup	1,113.0000	<b>1,113.0000</b>
SPT.AX	Splitit Payments Ltd				Verify	4,545.0000	<b>4,545.0000</b>



**AMN SUPER FUND**

**Investment Movement Report**

As at 30 June 2021

Investment	Opening Balance		Additions		Disposals			Closing Balance		
	Units	Cost	Units	Cost	Units	Cost	Accounting Profit/(Loss)	Units	Cost	Market Value
<b>Bank Accounts</b>										
CDIA CommSec Cash Account		7,611.97		231,538.44		(227,203.29)			11,947.12	11,947.12
Westpac DIY Super Savings ***457		4,059.52		240.32		(4,287.71)			12.13	12.13
Westpac DIY Super Working ***290		34.34		4,287.71		(4,287.71)			34.34	34.34
		<b>11,705.83</b>		<b>236,066.47</b>		<b>(235,778.71)</b>			<b>11,993.59</b>	<b>11,993.59</b>
<b>Shares in Listed Companies (Australian)</b>										
ANZ.AX - Australia And New Zealand Banking Group Limited	69.00	1,920.90	321.00	9,001.53	(69.00)	(1,920.90)	(90.27)	321.00	9,001.53	9,036.15
AAC.AX - Australian Agricultural Company Limited.			7,860.00	9,019.65	(7,860.00)	(9,019.65)	(197.10)		0.00	
AVH.AX - Avita Medical Inc.	125.00	5,620.95	726.00	5,014.83	(851.00)	(6,884.57)	(1,104.55)		3,751.21	
BEN.AX - Bendigo And Adelaide Bank Limited			8,614.00	55,089.52	(8,614.00)	(55,089.52)	111.52		0.00	
BVS.AX - Bravura Solutions Limited.	1,086.00	4,977.13	27,965.00	92,436.30	(29,051.00)	(97,413.43)	1,196.45		0.00	
CHN.AX - Chalice Mining Limited			1,113.00	9,012.99				1,113.00	9,012.99	8,258.46
CCL.AX - Coca-cola Amatil Limited			582.00	5,033.23	(582.00)	(5,033.23)	56.78		0.00	
CSL.AX - CSL Limited										

**AMN SUPER FUND**

**Investment Movement Report**

As at 30 June 2021

Investment	Opening Balance		Additions		Disposals			Closing Balance		
	Units	Cost	Units	Cost	Units	Cost	Accounting Profit/(Loss)	Units	Cost	Market Value
			46.00	12,875.80	(46.00)	(12,875.80)	(77.00)		0.00	
ELD.AX - Elders Limited			1,807.00	18,109.68	(1,807.00)	(18,109.68)	(30.90)		0.00	
ELO.AX - Elmo Software Limited			5,335.00	27,072.70	(5,335.00)	(27,072.70)	342.70		0.00	
FNP.AX - Freedom Foods Group Limited	1,234.00	5,153.39			(1,234.00)	(5,153.39)	(4,706.81)		0.00	
GXY.AX - Galaxy Resources Limited			24,558.00	30,999.07	(24,558.00)	(30,999.07)	69.64		0.00	
GGG.AX - Greenland Minerals and Energy Limited - Ordinary Fully Paid			38,000.00	9,519.95	(38,000.00)	(9,519.95)	(7.85)		0.00	
HCT.AX - Holista Colltech Limited	32,258.00	5,019.94			(32,258.00)	(5,019.94)	766.55		0.00	
JMS.AX - Jupiter Mines Limited.			17,857.00	5,019.91	(17,857.00)	(5,019.91)	189.62		0.00	
KGN.AX - Kogan.com Ltd			9,957.00	139,399.20	(9,957.00)	(139,399.21)	1,558.74		(0.01)	
LYC.AX - Lynas Rare Earths Limited	2,525.00	5,019.45	17,344.00	45,430.64	(19,869.00)	(50,450.09)	376.40		0.00	
MVP.AX - Medical Developments International Limited	187.00	1,354.30			(187.00)	(1,354.30)	(382.55)		0.00	
NAN.AX - Nanosonics Limited			1,522.00	10,031.68	(1,522.00)	(10,031.68)	125.64		0.00	
NAB.AX - National Australia Bank Limited										

**AMN SUPER FUND**

**Investment Movement Report**

As at 30 June 2021

Investment	Opening Balance		Additions		Disposals			Closing Balance		
	Units	Cost	Units	Cost	Units	Cost	Accounting Profit/(Loss)	Units	Cost	Market Value
	71.00	2,007.95			(71.00)	(2,007.95)	(139.30)		0.00	
NEW.AX1 - NEW Energy Solar Limited			22,028.00	18,039.53	(22,028.00)	(18,039.53)	(30.63)		0.00	
ORG.AX - Origin Energy Limited			4,377.00	18,148.38	(4,377.00)	(18,148.38)	(290.34)		0.00	
S32.AX - South32 Limited			4,390.00	9,019.45	(4,390.00)	(9,019.45)	(213.71)		0.00	
SPT.AX - Splitit Payments Ltd			34,195.00	51,419.59	(29,650.00)	(44,951.38)	(1,691.85)	4,545.00	6,468.21	2,363.40
SPL.AX - Starpharma Holdings Limited			7,114.00	9,019.16	(7,114.00)	(9,019.16)	66.81		0.00	
TD1.AX - Tali Digital Limited	27,027.00	2,019.95			(27,027.00)	(2,019.95)	(1,300.22)		0.00	
TLS.AX - Telstra Group Limited			5,818.00	16,155.76	(5,818.00)	(16,155.76)	(167.07)		0.00	
TSO.AX - Tesoro Resources Limited			225,480.00	55,909.98	(225,480.00)	(55,909.98)	581.80		0.00	
A2M.AX - The A2 Milk Company Limited			1,623.00	29,027.16	(1,623.00)	(29,027.16)	(503.70)		0.00	
WOR.AX - Worley Limited			11,366.00	111,335.12	(11,366.00)	(111,335.11)	130.47		0.01	
Z1P.AX - Zip Co Limited.	838.00	4,620.58	25,894.00	170,110.50	(26,732.00)	(174,731.10)	1,854.73		(0.02)	
ZNO.AX - Zoono Group Limited										

AMN SUPER FUND

# Investment Movement Report

As at 30 June 2021

Investment	Opening Balance		Additions		Disposals			Closing Balance		Market Value
	Units	Cost	Units	Cost	Units	Cost	Accounting Profit/(Loss)	Units	Cost	
			10,168.00	23,074.75	(10,168.00)	(23,074.75)	403.95		0.00	
		<b>37,714.54</b>		<b>994,326.06</b>		<b>(1,003,806.68)</b>	<b>(3,102.05)</b>		<b>28,233.92</b>	<b>19,658.01</b>
<b>Stapled Securities</b>										
SCG.AX2 - Scentre Group			7,250.00	15,231.59	(7,250.00)	(15,231.59)	96.41		0.00	
				<b>15,231.59</b>		<b>(15,231.59)</b>	<b>96.41</b>		<b>0.00</b>	
		<b>49,420.37</b>		<b>1,245,624.12</b>		<b>(1,254,816.98)</b>	<b>(3,005.64)</b>		<b>40,227.51</b>	<b>31,651.60</b>

# Portfolio Valuation

30 JUNE 2021



SHARES - 3391078 - HIN 86744066

NIEC PTY LTD <AMN SUPER FUND A/C>

Portfolio	Units	Unit Price	Portfolio Value	% of Portfolio
ANZ - ANZ BANKING GRP LTD FPO (ORDINARY FULLY PAID)	321	\$28.1500	\$9,036.15	28.59%
CHN - CHALICE MINING LTD FPO (ORDINARY FULLY PAID)	1,113	\$7.4200	\$8,258.46	26.13%
SPT - SPLITIT FPO (ORDINARY FULLY PAID)	4,545	\$0.5200	\$2,363.40	7.48%
		<b>Sub Total</b>	<b>\$19,658.01</b>	<b>62.20%</b>

Cash Accounts	Portfolio Value	% of Portfolio	
CDIA - 06716723377104	\$11,947.12	37.80%	
	<b>TOTAL</b>	<b>\$31,605.13</b>	<b>100.00%</b>

30 JUNE 2021

This statement only provides information for CDIA accounts that have been designated as the settlement account for your Commonwealth Securities Limited Share Trading account as at 30 June. Please refer to NetBank for interest income from all other CBA accounts.

The interest shown is net of any non-resident or TFN withholding tax (if applicable). Please refer to Netbank for bank fees paid on your designated CDIA settlement account in the financial year.

The total brokerage outlined does not include any rebates you may have received over the financial year. Refer to your transaction statement records for this information.

This report only includes an estimate of dividends paid for holdings held with Commonwealth Securities Limited as at the ex-dividend date. For instance, any dividends paid prior to holdings being transferred to Commonwealth Securities Limited are not included.

This statement is an estimated summary document only and it is not intended to replace any document which contains information that may be required for taxation purposes. You should therefore refer to your CHESS statements, dividend statements, confirmation contract notes and other investment or bank account statements for your records in this regard. This statement may not include information on accounts which have been closed, switched product type, transferred Holder Identification Number (HIN), or switched Participant Identification Number (PID) during the financial year.

This statement is issued by Commonwealth Securities Limited ABN 60 067 254 399 AFSL 238814 (CommSec), a wholly owned but non-guaranteed subsidiary of the Commonwealth Bank of Australia ABN 48 123 123 124 AFSL 234945. CommSec is a Market Participant of ASX Limited and Cboe Australia Pty Limited, a Clearing Participant of ASX Clear Pty Limited and a Settlement Participant of ASX Settlement Pty Limited. Information contained in this statement is believed to be accurate at the time the statement is generated. CBA and its subsidiaries do not accept any liability for any errors or omissions contained in this statement, or any responsibility for any action taken in reliance on this statement. This document contains general information only and does not take into account your individual objectives, financial and taxation situations or needs. Before acting on the information, consider the appropriateness of your own objectives, needs, financial and taxation situation and, if necessary, seek appropriate independent financial and taxation advice. CBA is not a registered tax (financial) adviser under the Tax Agent Services Act 2009. If there are any errors in this statement, please contact us.

Address: Commonwealth Securities Limited, Locked Bag 22, Australia Square NSW 1215 | Phone: 13 15 19 | Website: [www.commsec.com.au](http://www.commsec.com.au)

If you are not satisfied with the service or advice you receive from us, you are entitled to complain. We have established procedures to ensure that all enquiries and complaints are properly dealt with. Please refer to our Financial Services Guide for more information. If an issue has not been resolved to your satisfaction, you can lodge a complaint with the Australian Financial Complaints Authority. AFCA provides fair and independent financial services complaint resolution that is free to consumers. Website: [www.afca.org.au](http://www.afca.org.au), Telephone: 1800 931 678 (free call), Email: [info@afca.org.au](mailto:info@afca.org.au), In writing to: Australian Financial Complaints Authority, GPO Box 3, Melbourne VIC 3001.

GLOSSARY	
Units	The number of registered securities that you own.
Unit Price	The Portfolio Valuation 'Unit Price' is calculated using a 'Reference' Price provided by the ASX which takes into account an adjustment to determine value at Close of Market if the Security does not trade in the Closing Single Price Auction on the Valuation Date.
Brokerage	The fee or charge that is paid by you when transacting a buy or sell.
Holder Identification Number (HIN)	When you are CHESS sponsored with a Broker you will be issued a unique number, called a HIN. Multiple holdings can be registered under the single HIN. A HIN starts with the letter X and usually followed by 10 numbers, e.g. X0001234567.
Dividend	A dividend is a payment made to shareholders from the company. This payment is a portion of the company's profits. ASX listed companies typically pay dividends twice a year, usually as an 'interim' dividend and a 'final dividend'. From time to time, a company may also pay a 'special' dividend.
Ex-dividend date	The ex-dividend date occurs two business days before the company's Record Date. To be entitled to a dividend a shareholder must have purchased the shares before the ex-dividend date. If you purchase shares on or after that date, the previous owner of the shares (and not you) is entitled to the dividend.
Interim dividend	A dividend paid during the year, usually accompanying a company's interim financial statements.
Final dividend	A dividend paid at the end of a company's financial year, representing a return based on the previous twelve months' financial performance and the future outlook.
Special dividend	A dividend paid by the company outside typical recurring (interim and final) dividend cycle.
Record date	The record date is the date the share registries use in determining who is entitled to a dividend or entitlement associated with a security. Those who held the security in the company and were on the register on the record date are eligible for the entitlement.
Payment date	The date on which a declared dividend is scheduled to be paid.
Unfranked dividend	Dividends which do not carry a franking credit.
Franked dividend	Franked dividends are paid to security holders out of profits on which the company has already paid tax.
Franking /Imputation Credit	A franking credit is your share of tax paid by a company on the profits from which your dividend is paid. They are also known as Imputation Credits.
Total subscription	Total subscription can include, but is not limited to market data and research subscription fees and share trade alerts.
Other fees	Other fees can include, but are not limited to: Off market transfer fees, conditional trading fees, rejection fees, early and late settlement fees, fail fees, SRN query, rebooking fees, cheque payment fee or cheque dishonour fees and the printing and posting of contract notes.
Corporate action (CA)	Any action initiated by the company or corporation, for the purpose of giving an entitlement to shareholders.

# Transaction Summary

1 JULY 2020 - 30 JUNE 2021



NIEC PTY LTD <AMN SUPER FUND A/C>

SHARES - 3391078 - HIN 86744066

Total Buys and Sells	2020 - 2021 Financial Year
Total Buys (inc. Brokerage + GST)	\$1,009,557.65
Total Sells (inc. Brokerage + GST)	\$1,016,032.62

## A2M - THE A2 MILK COMPANY FPO NZ (ORDINARY FULLY PAID)

Date	Type	Quantity	Unit Price	Trade Value	Brokerage+GST	GST	CNote	Total Value
24-Sep-2020	Sell	-443	\$16.8500	-\$7,464.55	\$19.95	\$1.81	106727281	-\$7,444.60
02-Sep-2020	Sell	-470	\$16.8200	-\$7,905.40	\$19.95	\$1.81	105538368	-\$7,885.45
31-Aug-2020	Buy	470	\$16.9800	\$7,980.60	\$19.95	\$1.81	105358784	\$8,000.55
27-Aug-2020	Sell	-437	\$18.6500	-\$8,150.05	\$19.95	\$1.81	105116135	-\$8,130.10
27-Aug-2020	Buy	443	\$18.0500	\$7,996.15	\$19.95	\$1.81	105172305	\$8,016.10
25-Aug-2020	Buy	437	\$18.2800	\$7,988.36	\$19.95	\$1.81	104951282	\$8,008.31
21-Aug-2020	Sell	-273	\$18.6200	-\$5,083.26	\$19.95	\$1.81	104769793	-\$5,063.31
19-Aug-2020	Buy	273	\$18.2500	\$4,982.25	\$19.95	\$1.81	104678507	\$5,002.20
<b>Sub Total</b>					<b>\$159.60</b>	<b>\$14.48</b>		<b>\$503.70</b>

## AAC - AUSTRALIAN AGRICULT. FPO (ORDINARY FULLY PAID)

Date	Type	Quantity	Unit Price	Trade Value	Brokerage+GST	GST	CNote	Total Value
09-Feb-2021	Sell	-7,860	\$1.1250	-\$8,842.50	\$19.95	\$1.81	113436324	-\$8,822.55
27-Nov-2020	Buy	7,860	\$1.1450	\$8,999.70	\$19.95	\$1.81	109864417	\$9,019.65
<b>Sub Total</b>					<b>\$39.90</b>	<b>\$3.62</b>		<b>\$197.10</b>

## ANZ - ANZ BANKING GRP LTD FPO (ORDINARY FULLY PAID)

Date	Type	Quantity	Unit Price	Trade Value	Brokerage+GST	GST	CNote	Total Value
28-Jun-2021	Buy	321	\$27.9800	\$8,981.58	\$19.95	\$1.81	119927369	\$9,001.53
25-Feb-2021	Sell	-69	\$26.8200	-\$1,850.58	\$19.95	\$1.81	114701810	-\$1,830.63
<b>Sub Total</b>					<b>\$39.90</b>	<b>\$3.62</b>		<b>\$7,170.90</b>

## AVH - AVITA THERAPEUTICS CDI 5:1 (CHESS DEPOSITARY INTERESTS 5:1)

Date	Type	Quantity	Unit Price	Trade Value	Brokerage+GST	GST	CNote	Total Value
11-Nov-2020	Sell	-125	\$6.1723	-\$771.54	\$10.00	\$0.91	109008231	-\$761.54
11-Aug-2020	Sell	-726	\$6.9400	-\$5,038.44	\$19.95	\$1.81	104199189	-\$5,018.49
16-Jul-2020	Buy	726	\$6.8800	\$4,994.88	\$19.95	\$1.81	103084368	\$5,014.83
<b>Sub Total</b>					<b>\$49.90</b>	<b>\$4.53</b>		<b>-\$765.20</b>



# Transaction Summary

1 JULY 2020 - 30 JUNE 2021



BEN - BENDIGO AND ADELAIDE FPO (ORDINARY FULLY PAID)								
Date	Type	Quantity	Unit Price	Trade Value	Brokerage+GST	GST	CNote	Total Value
14-Sep-2020	Sell	-2,560	\$6.3500	-\$16,256.00	\$29.95	\$2.72	106148662	-\$16,226.05
11-Sep-2020	Sell	-2,536	\$6.2500	-\$15,850.00	\$29.95	\$2.72	106126445	-\$15,820.05
11-Sep-2020	Buy	2,560	\$6.2500	\$16,000.00	\$29.95	\$2.72	106091774	\$16,029.95
10-Sep-2020	Buy	1,273	\$6.3000	\$8,019.90	\$19.95	\$1.81	106028329	\$8,039.85
10-Sep-2020	Buy	1,263	\$6.3600	\$8,032.68	\$19.95	\$1.81	105997606	\$8,052.63
02-Sep-2020	Sell	-1,263	\$6.4100	-\$8,095.83	\$19.95	\$1.81	105549820	-\$8,075.88
01-Sep-2020	Buy	1,263	\$6.3300	\$7,994.79	\$19.95	\$1.81	105405249	\$8,014.74
25-Aug-2020	Sell	-775	\$6.5400	-\$5,068.50	\$19.95	\$1.81	104929007	-\$5,048.55
18-Aug-2020	Buy	775	\$6.4800	\$5,022.00	\$19.95	\$1.81	104524580	\$5,041.95
10-Aug-2020	Sell	-751	\$6.7600	-\$5,076.76	\$19.95	\$1.81	104114635	-\$5,056.81
05-Aug-2020	Buy	751	\$6.6200	\$4,971.62	\$19.95	\$1.81	103948907	\$4,991.57
04-Aug-2020	Sell	-729	\$6.8500	-\$4,993.65	\$19.95	\$1.81	103912723	-\$4,973.70
03-Aug-2020	Buy	729	\$6.7200	\$4,898.88	\$19.95	\$1.81	103829958	\$4,918.83
<b>Sub Total</b>					<b>\$289.35</b>	<b>\$26.26</b>		<b>-\$111.52</b>

BVS - BRAVURA SOLUTION LTD FPO (ORDINARY FULLY PAID)								
Date	Type	Quantity	Unit Price	Trade Value	Brokerage+GST	GST	CNote	Total Value
05-May-2021	Sell	-3,125	\$2.9600	-\$9,250.00	\$19.95	\$1.81	117822614	-\$9,230.05
25-Feb-2021	Sell	-3,214	\$2.8900	-\$9,288.46	\$19.95	\$1.81	114665848	-\$9,268.51
24-Feb-2021	Buy	3,214	\$2.8000	\$8,999.20	\$19.95	\$1.81	114539860	\$9,019.15
16-Feb-2021	Sell	-3,214	\$2.8600	-\$9,192.04	\$19.95	\$1.81	113890488	-\$9,172.09
12-Feb-2021	Buy	3,214	\$2.8000	\$8,999.20	\$19.95	\$1.81	113678980	\$9,019.15
11-Feb-2021	Buy	3,125	\$2.9000	\$9,062.50	\$19.95	\$1.81	113592682	\$9,082.45
14-Dec-2020	Sell	-2,777	\$3.2800	-\$9,108.56	\$19.95	\$1.81	110582730	-\$9,088.61
11-Dec-2020	Buy	2,777	\$3.2200	\$8,941.94	\$19.95	\$1.81	110518594	\$8,961.89
03-Dec-2020	Sell	-2,752	\$3.3100	-\$9,109.12	\$19.95	\$1.81	110121001	-\$9,089.17
03-Dec-2020	Buy	2,752	\$3.2700	\$8,999.04	\$19.95	\$1.81	110085767	\$9,018.99
12-Nov-2020	Sell	-2,839	\$3.2000	-\$9,084.80	\$19.95	\$1.81	109093687	-\$9,064.85
27-Oct-2020	Buy	2,839	\$3.1700	\$8,999.63	\$19.95	\$1.81	108276283	\$9,019.58
26-Oct-2020	Sell	-2,888	\$3.3500	-\$9,674.80	\$19.95	\$1.81	108153006	-\$9,654.85
21-Oct-2020	Buy	2,888	\$3.2900	\$9,501.52	\$19.95	\$1.81	107986252	\$9,521.47
01-Oct-2020	Sell	-2,439	\$3.5200	-\$8,585.28	\$19.95	\$1.81	106992038	-\$8,565.33
30-Sep-2020	Buy	2,439	\$3.4100	\$8,316.99	\$19.95	\$1.81	106985684	\$8,336.94
03-Aug-2020	Sell	-1,184	\$4.2200	-\$4,996.48	\$19.95	\$1.81	103846784	-\$4,976.53
31-Jul-2020	Buy	1,184	\$4.2200	\$4,996.48	\$19.95	\$1.81	103789951	\$5,016.43
30-Jul-2020	Sell	-1,157	\$4.3300	-\$5,009.81	\$19.95	\$1.81	103741391	-\$4,989.86
29-Jul-2020	Buy	1,157	\$4.3200	\$4,998.24	\$19.95	\$1.81	103634351	\$5,018.19

# Transaction Summary

1 JULY 2020 - 30 JUNE 2021



BVS - BRAVURA SOLUTION LTD FPO (ORDINARY FULLY PAID)								
Date	Type	Quantity	Unit Price	Trade Value	Brokerage+GST	GST	CNote	Total Value
27-Jul-2020	Sell	-1,200	\$4.4200	-\$5,304.00	\$19.95	\$1.81	103508589	-\$5,284.05
24-Jul-2020	Buy	1,200	\$4.3300	\$5,196.00	\$19.95	\$1.81	103454020	\$5,215.95
22-Jul-2020	Buy	1,176	\$4.4100	\$5,186.16	\$19.95	\$1.81	103307247	\$5,206.11
22-Jul-2020	Sell	-1,176	\$4.5000	-\$5,292.00	\$19.95	\$1.81	103336133	-\$5,272.05
02-Jul-2020	Sell	-1,086	\$4.5800	-\$4,973.88	\$19.95	\$1.81	102428463	-\$4,953.93
<b>Sub Total</b>					<b>\$498.75</b>	<b>\$45.25</b>		<b>-\$6,173.58</b>

CCL - COCA-COLA AMATIL FPO (ORDINARY FULLY PAID)								
Date	Type	Quantity	Unit Price	Trade Value	Brokerage+GST	GST	CNote	Total Value
16-Jul-2020	Sell	-582	\$8.7800	-\$5,109.96	\$19.95	\$1.81	103089463	-\$5,090.01
08-Jul-2020	Buy	567	\$8.6100	\$4,881.87	\$9.96	\$0.91	102680928	\$4,891.83
07-Jul-2020	Buy	15	\$8.7600	\$131.40	\$10.00	\$0.91	102637800	\$141.40
<b>Sub Total</b>					<b>\$39.91</b>	<b>\$3.63</b>		<b>-\$56.78</b>

CHN - CHALICE MINING LTD FPO (ORDINARY FULLY PAID)								
Date	Type	Quantity	Unit Price	Trade Value	Brokerage+GST	GST	CNote	Total Value
15-Jun-2021	Buy	1,113	\$8.0800	\$8,993.04	\$19.95	\$1.81	119413573	\$9,012.99
<b>Sub Total</b>					<b>\$19.95</b>	<b>\$1.81</b>		<b>\$9,012.99</b>

CSL - CSL LIMITED FPO (ORDINARY FULLY PAID)								
Date	Type	Quantity	Unit Price	Trade Value	Brokerage+GST	GST	CNote	Total Value
07-Sep-2020	Sell	-28	\$280.5500	-\$7,855.40	\$19.95	\$1.81	105762482	-\$7,835.45
07-Sep-2020	Buy	28	\$280.0000	\$7,840.00	\$19.95	\$1.81	105750895	\$7,859.95
03-Aug-2020	Sell	-18	\$276.8500	-\$4,983.30	\$19.95	\$1.81	103851131	-\$4,963.35
24-Jul-2020	Buy	18	\$277.5500	\$4,995.90	\$19.95	\$1.81	103457185	\$5,015.85
<b>Sub Total</b>					<b>\$79.80</b>	<b>\$7.24</b>		<b>\$77.00</b>

ELD - ELDERS LIMITED FPO (ORDINARY FULLY PAID)								
Date	Type	Quantity	Unit Price	Trade Value	Brokerage+GST	GST	CNote	Total Value
17-Dec-2020	Sell	-909	\$9.9350	-\$9,030.92	\$19.95	\$1.81	110818648	-\$9,010.97
16-Dec-2020	Buy	909	\$9.9800	\$9,071.82	\$19.95	\$1.81	110718820	\$9,091.77
07-Dec-2020	Sell	-898	\$10.1200	-\$9,087.76	\$19.95	\$1.81	110234157	-\$9,067.81
07-Dec-2020	Buy	898	\$10.0200	\$8,997.96	\$19.95	\$1.81	110198224	\$9,017.91
<b>Sub Total</b>					<b>\$79.80</b>	<b>\$7.24</b>		<b>\$30.90</b>

# Transaction Summary

1 JULY 2020 - 30 JUNE 2021



## ELO - ELMO SOFTWARE FPO (ORDINARY FULLY PAID)

Date	Type	Quantity	Unit Price	Trade Value	Brokerage+GST	GST	CNote	Total Value
24-Mar-2021	Sell	-1,782	\$5.1500	-\$9,177.30	\$19.95	\$1.81	116083484	-\$9,157.35
19-Mar-2021	Buy	1,782	\$5.0600	\$9,016.92	\$19.95	\$1.81	115866153	\$9,036.87
18-Mar-2021	Sell	-1,775	\$5.1500	-\$9,141.25	\$19.95	\$1.81	115834030	-\$9,121.30
18-Mar-2021	Buy	1,775	\$5.0700	\$8,999.25	\$19.95	\$1.81	115810194	\$9,019.20
18-Mar-2021	Sell	-1,778	\$5.1500	-\$9,156.70	\$19.95	\$1.81	115785592	-\$9,136.75
17-Mar-2021	Buy	1,778	\$5.0600	\$8,996.68	\$19.95	\$1.81	115737573	\$9,016.63
<b>Sub Total</b>					<b>\$119.70</b>	<b>\$10.86</b>		<b>-\$342.70</b>

## FNP - FREEDOM FOOD LTD FPO (ORDINARY FULLY PAID)

Date	Type	Quantity	Unit Price	Trade Value	Brokerage+GST	GST	CNote	Total Value
30-Jun-2021	Sell	-1,234	\$0.3700	-\$456.58	\$10.00	\$0.91	120079584	-\$446.58
<b>Sub Total</b>					<b>\$10.00</b>	<b>\$0.91</b>		<b>-\$446.58</b>

## GGG - GREENLAND MINERALS FPO (ORDINARY FULLY PAID)

Date	Type	Quantity	Unit Price	Trade Value	Brokerage+GST	GST	CNote	Total Value
21-Dec-2020	Sell	-24,200	\$0.2550	-\$6,171.00	\$19.95	\$1.81	110900339	-\$6,151.05
04-Dec-2020	Sell	-13,800	\$0.2450	-\$3,381.00	\$19.95	\$1.81	110154144	-\$3,361.05
02-Dec-2020	Buy	38,000	\$0.2500	\$9,500.00	\$19.95	\$1.81	110001787	\$9,519.95
<b>Sub Total</b>					<b>\$59.85</b>	<b>\$5.43</b>		<b>\$7.85</b>

## GXY - GALAXY RESOURCES FPO (ORDINARY FULLY PAID)

Date	Type	Quantity	Unit Price	Trade Value	Brokerage+GST	GST	CNote	Total Value
26-Oct-2020	Sell	-5,925	\$1.3800	-\$8,176.50	\$19.95	\$1.81	108176143	-\$8,156.55
06-Oct-2020	Sell	-6,225	\$1.2600	-\$7,843.50	\$19.95	\$1.81	107197398	-\$7,823.55
23-Sep-2020	Buy	6,225	\$1.2850	\$7,999.13	\$19.95	\$1.81	106663604	\$8,019.08
23-Sep-2020	Buy	5,925	\$1.3500	\$7,998.75	\$19.95	\$1.81	106640266	\$8,018.70
27-Aug-2020	Sell	-4,310	\$1.1900	-\$5,128.90	\$19.95	\$1.81	105136442	-\$5,108.95
19-Aug-2020	Buy	4,310	\$1.1800	\$5,085.80	\$19.95	\$1.81	104661506	\$5,105.75
13-Aug-2020	Sell	-4,098	\$1.2200	-\$4,999.56	\$19.95	\$1.81	104331046	-\$4,979.61
12-Aug-2020	Buy	4,098	\$1.1800	\$4,835.64	\$19.95	\$1.81	104292839	\$4,855.59
10-Aug-2020	Buy	4,000	\$1.2450	\$4,980.00	\$19.95	\$1.81	104117563	\$4,999.95
10-Aug-2020	Sell	-4,000	\$1.2550	-\$5,020.00	\$19.95	\$1.81	104140459	-\$5,000.05
<b>Sub Total</b>					<b>\$199.50</b>	<b>\$18.10</b>		<b>-\$69.64</b>

## HCT - HOLISTA COLLTECH LTD FPO (ORDINARY FULLY PAID)

Date	Type	Quantity	Unit Price	Trade Value	Brokerage+GST	GST	CNote	Total Value
19-Oct-2020	Sell	-32,258	\$0.1800	-\$5,806.44	\$19.95	\$1.81	107846811	-\$5,786.49

# Transaction Summary

1 JULY 2020 - 30 JUNE 2021



<b>Sub Total</b>	<b>\$19.95</b>	<b>\$1.81</b>	<b>-\$5,786.49</b>
------------------	----------------	---------------	--------------------

## JMS - JUPITER MINES. FPO (ORDINARY FULLY PAID)

Date	Type	Quantity	Unit Price	Trade Value	Brokerage+GST	GST	CNote	Total Value
01-Sep-2020	Sell	-5,105	\$0.2750	-\$1,403.88	\$0.00	\$0.00	105459684	-\$1,403.88
21-Aug-2020	Sell	-12,752	\$0.3000	-\$3,825.60	\$19.95	\$1.81	104825392	-\$3,805.65
19-Aug-2020	Buy	17,857	\$0.2800	\$4,999.96	\$19.95	\$1.81	104678033	\$5,019.91
<b>Sub Total</b>				<b>\$39.90</b>	<b>\$3.62</b>	<b>-\$189.62</b>		

## KGN - KOGAN.COM LTD FPO (ORDINARY FULLY PAID)

Date	Type	Quantity	Unit Price	Trade Value	Brokerage+GST	GST	CNote	Total Value
28-Jun-2021	Sell	-720	\$12.6000	-\$9,072.00	\$19.95	\$1.81	119910242	-\$9,052.05
23-Apr-2021	Sell	-720	\$11.1100	-\$7,999.20	\$19.95	\$1.81	117362097	-\$7,979.25
23-Apr-2021	Buy	816	\$11.0500	\$9,016.80	\$19.95	\$1.81	117361127	\$9,036.75
23-Apr-2021	Sell	-96	\$11.4400	-\$1,098.24	\$19.95	\$1.81	117368214	-\$1,078.29
22-Apr-2021	Buy	720	\$12.5500	\$9,036.00	\$19.95	\$1.81	117332552	\$9,055.95
12-Apr-2021	Sell	-1,393	\$13.0800	-\$18,220.44	\$29.95	\$2.72	116828137	-\$18,190.49
12-Apr-2021	Buy	708	\$12.5900	\$8,913.72	\$19.95	\$1.81	116809974	\$8,933.67
12-Apr-2021	Buy	685	\$13.1200	\$8,987.20	\$19.95	\$1.81	116795488	\$9,007.15
09-Apr-2021	Sell	-689	\$13.2200	-\$9,108.58	\$19.95	\$1.81	116749435	-\$9,088.63
09-Apr-2021	Sell	-708	\$13.0000	-\$9,204.00	\$19.95	\$1.81	116737822	-\$9,184.05
07-Apr-2021	Buy	708	\$12.7100	\$8,998.68	\$19.95	\$1.81	116634840	\$9,018.63
06-Apr-2021	Sell	-717	\$12.9900	-\$9,313.83	\$19.95	\$1.81	116596395	-\$9,293.88
30-Mar-2021	Buy	717	\$12.5500	\$8,998.35	\$19.95	\$1.81	116325364	\$9,018.30
29-Mar-2021	Buy	689	\$13.0500	\$8,991.45	\$19.95	\$1.81	116268390	\$9,011.40
25-Mar-2021	Sell	-717	\$12.7900	-\$9,170.43	\$19.95	\$1.81	116187837	-\$9,150.48
25-Mar-2021	Buy	717	\$12.5500	\$8,998.35	\$19.95	\$1.81	116142133	\$9,018.30
16-Mar-2021	Sell	-653	\$13.9000	-\$9,076.70	\$19.95	\$1.81	115722761	-\$9,056.75
12-Mar-2021	Sell	-609	\$13.3300	-\$8,117.97	\$19.95	\$1.81	115538063	-\$8,098.02
11-Mar-2021	Sell	-31	\$13.2600	-\$411.06	\$10.00	\$0.91	115530461	-\$401.06
11-Mar-2021	Buy	640	\$13.0000	\$8,320.00	\$19.95	\$1.81	115493494	\$8,339.95
05-Mar-2021	Buy	653	\$13.7700	\$8,991.81	\$19.95	\$1.81	115200076	\$9,011.76
03-Mar-2021	Sell	-642	\$14.2900	-\$9,174.18	\$19.95	\$1.81	115062638	-\$9,154.23
02-Mar-2021	Buy	642	\$14.0000	\$8,988.00	\$19.95	\$1.81	114953447	\$9,007.95
01-Mar-2021	Sell	-632	\$14.3500	-\$9,069.20	\$19.95	\$1.81	114921285	-\$9,049.25
01-Mar-2021	Buy	632	\$14.0500	\$8,879.60	\$19.95	\$1.81	114889178	\$8,899.55
11-Sep-2020	Buy	419	\$18.5900	\$7,789.21	\$19.95	\$1.81	106061026	\$7,809.16
11-Sep-2020	Sell	-419	\$18.9200	-\$7,927.48	\$19.95	\$1.81	106100080	-\$7,907.53
09-Sep-2020	Buy	419	\$19.0500	\$7,981.95	\$19.95	\$1.81	105923095	\$8,001.90
09-Sep-2020	Sell	-419	\$19.2500	-\$8,065.75	\$19.95	\$1.81	105965436	-\$8,045.80

# Transaction Summary

1 JULY 2020 - 30 JUNE 2021



## KGN - KOGAN.COM LTD FPO (ORDINARY FULLY PAID)

Date	Type	Quantity	Unit Price	Trade Value	Brokerage+GST	GST	CNote	Total Value
07-Sep-2020	Sell	-392	\$19.4900	-\$7,640.08	\$19.95	\$1.81	105739189	-\$7,620.13
04-Sep-2020	Buy	392	\$19.3900	\$7,600.88	\$19.95	\$1.81	105681456	\$7,620.83
01-Sep-2020	Sell	-400	\$21.5700	-\$8,628.00	\$19.95	\$1.81	105447951	-\$8,608.05
25-Aug-2020	Buy	400	\$21.4700	\$8,588.00	\$19.95	\$1.81	104953882	\$8,607.95
<b>Sub Total</b>					<b>\$658.40</b>	<b>\$59.74</b>		<b>-\$1,558.74</b>

## LYC - LYNAS CORPORATION FPO (ORDINARY FULLY PAID)

Date	Type	Quantity	Unit Price	Trade Value	Brokerage+GST	GST	CNote	Total Value
22-Jan-2021	Sell	-1,550	\$5.2200	-\$8,091.00	\$19.95	\$1.81	112341838	-\$8,071.05
22-Jan-2021	Buy	1,550	\$5.1400	\$7,967.00	\$19.95	\$1.81	112329158	\$7,986.95
11-Sep-2020	Sell	-3,493	\$2.3900	-\$8,348.27	\$19.95	\$1.81	106096535	-\$8,328.32
10-Sep-2020	Buy	3,493	\$2.3800	\$8,313.34	\$19.95	\$1.81	105985705	\$8,333.29
04-Sep-2020	Buy	3,404	\$2.3600	\$8,033.44	\$19.95	\$1.81	105634897	\$8,053.39
04-Sep-2020	Sell	-3,404	\$2.3800	-\$8,101.52	\$19.95	\$1.81	105685688	-\$8,081.57
27-Aug-2020	Sell	-3,333	\$2.4300	-\$8,099.19	\$19.95	\$1.81	105143010	-\$8,079.24
26-Aug-2020	Buy	3,333	\$2.4000	\$7,999.20	\$19.95	\$1.81	105009830	\$8,019.15
24-Aug-2020	Sell	-3,292	\$2.4800	-\$8,164.16	\$19.95	\$1.81	104864923	-\$8,144.21
24-Aug-2020	Buy	3,292	\$2.4300	\$7,999.56	\$19.95	\$1.81	104837057	\$8,019.51
03-Aug-2020	Sell	-2,272	\$2.2500	-\$5,112.00	\$19.95	\$1.81	103819998	-\$5,092.05
31-Jul-2020	Buy	2,272	\$2.2000	\$4,998.40	\$19.95	\$1.81	103806689	\$5,018.35
06-Jul-2020	Sell	-2,525	\$2.0000	-\$5,050.00	\$19.95	\$1.81	102540493	-\$5,030.05
<b>Sub Total</b>					<b>\$259.35</b>	<b>\$23.53</b>		<b>-\$5,395.85</b>

## MVP - MEDICAL DEVELOPMENTS FPO (ORDINARY FULLY PAID)

Date	Type	Quantity	Unit Price	Trade Value	Brokerage+GST	GST	CNote	Total Value
02-Nov-2020	Sell	-187	\$5.2500	-\$981.75	\$10.00	\$0.91	108593491	-\$971.75
<b>Sub Total</b>					<b>\$10.00</b>	<b>\$0.91</b>		<b>-\$971.75</b>

## NAB - NATIONAL AUST. BANK FPO (ORDINARY FULLY PAID)

Date	Type	Quantity	Unit Price	Trade Value	Brokerage+GST	GST	CNote	Total Value
27-Apr-2021	Sell	-71	\$26.6000	-\$1,888.60	\$19.95	\$1.81	117513229	-\$1,868.65
<b>Sub Total</b>					<b>\$19.95</b>	<b>\$1.81</b>		<b>-\$1,868.65</b>

## NAN - NANOSONICS LIMITED FPO (ORDINARY FULLY PAID)

Date	Type	Quantity	Unit Price	Trade Value	Brokerage+GST	GST	CNote	Total Value
09-Jul-2020	Sell	-764	\$6.6700	-\$5,095.88	\$19.95	\$1.81	102708830	-\$5,075.93
08-Jul-2020	Buy	764	\$6.5400	\$4,996.56	\$19.95	\$1.81	102659103	\$5,016.51

# Transaction Summary

1 JULY 2020 - 30 JUNE 2021



## NAN - NANOSONICS LIMITED FPO (ORDINARY FULLY PAID)

Date	Type	Quantity	Unit Price	Trade Value	Brokerage+GST	GST	CNote	Total Value
07-Jul-2020	Sell	-758	\$6.7300	-\$5,101.34	\$19.95	\$1.81	102614825	-\$5,081.39
07-Jul-2020	Buy	758	\$6.5900	\$4,995.22	\$19.95	\$1.81	102601953	\$5,015.17
<b>Sub Total</b>					<b>\$79.80</b>	<b>\$7.24</b>		<b>-\$125.64</b>

## NEW - NEW ENERGY SOLAR STAPLED (FULLY PAID ORDINARY/UNITS STAPLED SECURITIES)

Date	Type	Quantity	Unit Price	Trade Value	Brokerage+GST	GST	CNote	Total Value
23-Apr-2021	Sell	-11,250	\$ .7900	-\$8,887.50	\$19.95	\$1.81	117365914	-\$8,867.55
15-Apr-2021	Buy	11,250	\$ .8000	\$9,000.00	\$19.95	\$1.81	117006186	\$9,019.95
02-Dec-2020	Sell	-10,778	\$ .8500	-\$9,161.30	\$19.95	\$1.81	110048144	-\$9,141.35
02-Dec-2020	Buy	10,778	\$ .8350	\$8,999.63	\$19.95	\$1.81	110029496	\$9,019.58
<b>Sub Total</b>					<b>\$79.80</b>	<b>\$7.24</b>		<b>\$30.63</b>

## ORG - ORIGIN ENERGY FPO (ORDINARY FULLY PAID)

Date	Type	Quantity	Unit Price	Trade Value	Brokerage+GST	GST	CNote	Total Value
27-Apr-2021	Sell	-2,122	\$4.1200	-\$8,742.64	\$19.95	\$1.81	117514205	-\$8,722.69
22-Apr-2021	Sell	-2,255	\$4.0600	-\$9,155.30	\$19.95	\$1.81	117310804	-\$9,135.35
21-Apr-2021	Buy	2,250	\$4.0400	\$9,090.00	\$19.95	\$1.81	117246879	\$9,109.95
19-Apr-2021	Buy	2,127	\$4.2400	\$9,018.48	\$19.95	\$1.81	117101003	\$9,038.43
<b>Sub Total</b>					<b>\$79.80</b>	<b>\$7.24</b>		<b>\$290.34</b>

## S32 - SOUTH32 LIMITED FPO (ORDINARY FULLY PAID)

Date	Type	Quantity	Unit Price	Trade Value	Brokerage+GST	GST	CNote	Total Value
30-Oct-2020	Sell	-4,390	\$2.0104	-\$8,825.69	\$19.95	\$1.81	108524314	-\$8,805.74
29-Oct-2020	Buy	4,390	\$2.0500	\$8,999.50	\$19.95	\$1.81	108448107	\$9,019.45
<b>Sub Total</b>					<b>\$39.90</b>	<b>\$3.62</b>		<b>\$213.71</b>

## SCG - SCENTRE GRP STAPLED (FULLY PAID ORDINARY/UNITS STAPLED SECURITIES)

Date	Type	Quantity	Unit Price	Trade Value	Brokerage+GST	GST	CNote	Total Value
18-Aug-2020	Sell	-2,439	\$2.0800	-\$5,073.12	\$19.95	\$1.81	104587182	-\$5,053.17
18-Aug-2020	Buy	2,439	\$2.0500	\$4,999.95	\$19.95	\$1.81	104554381	\$5,019.90
12-Aug-2020	Sell	-2,475	\$2.1100	-\$5,222.25	\$19.95	\$1.81	104261662	-\$5,202.30
28-Jul-2020	Buy	2,475	\$2.0900	\$5,172.75	\$19.95	\$1.81	103612946	\$5,192.70
13-Jul-2020	Sell	-2,336	\$2.1800	-\$5,092.48	\$19.95	\$1.81	102854041	-\$5,072.53
07-Jul-2020	Buy	2,336	\$2.1400	\$4,999.04	\$19.95	\$1.81	102632945	\$5,018.99
<b>Sub Total</b>					<b>\$119.70</b>	<b>\$10.86</b>		<b>-\$96.41</b>

# Transaction Summary

1 JULY 2020 - 30 JUNE 2021



## SPL - STARPHARMA HOLDINGS FPO (ORDINARY FULLY PAID)

Date	Type	Quantity	Unit Price	Trade Value	Brokerage+GST	GST	CNote	Total Value
27-Nov-2020	Buy	7,114	\$1.2650	\$8,999.21	\$19.95	\$1.81	109849719	\$9,019.16
27-Nov-2020	Sell	-7,114	\$1.2800	-\$9,105.92	\$19.95	\$1.81	109870269	-\$9,085.97
<b>Sub Total</b>					<b>\$39.90</b>	<b>\$3.62</b>		<b>-\$66.81</b>

## SPT - SPLITIT FPO (ORDINARY FULLY PAID)

Date	Type	Quantity	Unit Price	Trade Value	Brokerage+GST	GST	CNote	Total Value
05-Feb-2021	Sell	-5,555	\$1.5000	-\$8,332.50	\$19.95	\$1.81	113216457	-\$8,312.55
27-Jan-2021	Buy	5,555	\$1.4500	\$8,054.75	\$19.95	\$1.81	112520528	\$8,074.70
02-Nov-2020	Sell	-6,338	\$1.3050	-\$8,271.09	\$19.95	\$1.81	108581230	-\$8,251.14
30-Oct-2020	Buy	6,338	\$1.4200	\$8,999.96	\$19.95	\$1.81	108485029	\$9,019.91
21-Oct-2020	Sell	-5,333	\$1.5350	-\$8,186.16	\$19.95	\$1.81	107937891	-\$8,166.21
15-Oct-2020	Buy	5,333	\$1.4850	\$7,919.51	\$19.95	\$1.81	107646483	\$7,939.46
08-Sep-2020	Sell	-5,405	\$1.4800	-\$7,999.40	\$19.95	\$1.81	105881389	-\$7,979.45
08-Sep-2020	Buy	5,405	\$1.4600	\$7,891.30	\$19.95	\$1.81	105858867	\$7,911.25
01-Sep-2020	Buy	4,545	\$1.7600	\$7,999.20	\$19.95	\$1.81	105432498	\$8,019.15
17-Jul-2020	Sell	-3,571	\$1.4400	-\$5,142.24	\$19.95	\$1.81	103171907	-\$5,122.29
17-Jul-2020	Buy	3,571	\$1.4200	\$5,070.82	\$19.95	\$1.81	103140613	\$5,090.77
08-Jul-2020	Sell	-3,448	\$1.5800	-\$5,447.84	\$19.95	\$1.81	102653741	-\$5,427.89
08-Jul-2020	Buy	3,448	\$1.5500	\$5,344.40	\$19.95	\$1.81	102648970	\$5,364.35
<b>Sub Total</b>					<b>\$259.35</b>	<b>\$23.53</b>		<b>\$8,160.06</b>

## TD1 - TALI DIGITAL LIMITED FPO (ORDINARY FULLY PAID)

Date	Type	Quantity	Unit Price	Trade Value	Brokerage+GST	GST	CNote	Total Value
02-Nov-2020	Sell	-27,027	\$0.0270	-\$729.73	\$10.00	\$0.91	108574021	-\$719.73
<b>Sub Total</b>					<b>\$10.00</b>	<b>\$0.91</b>		<b>-\$719.73</b>

## TLS - TELSTRA CORPORATION. FPO (ORDINARY FULLY PAID)

Date	Type	Quantity	Unit Price	Trade Value	Brokerage+GST	GST	CNote	Total Value
28-Oct-2020	Sell	-2,909	\$2.7100	-\$7,883.39	\$19.95	\$1.81	108370827	-\$7,863.44
23-Oct-2020	Buy	2,909	\$2.7400	\$7,970.66	\$19.95	\$1.81	108119132	\$7,990.61
01-Oct-2020	Sell	-2,909	\$2.8000	-\$8,145.20	\$19.95	\$1.81	107005327	-\$8,125.25
30-Sep-2020	Buy	2,909	\$2.8000	\$8,145.20	\$19.95	\$1.81	106972019	\$8,165.15
<b>Sub Total</b>					<b>\$79.80</b>	<b>\$7.24</b>		<b>\$167.07</b>

## TSO - TESORO RESOURCES LTD FPO (ORDINARY FULLY PAID)

Date	Type	Quantity	Unit Price	Trade Value	Brokerage+GST	GST	CNote	Total Value
01-Jun-2021	Sell	-56,250	\$0.1700	-\$9,562.50	\$19.95	\$1.81	118958000	-\$9,542.55



# Transaction Summary

1 JULY 2020 - 30 JUNE 2021



## TSO - TESORO RESOURCES LTD FPO (ORDINARY FULLY PAID)

Date	Type	Quantity	Unit Price	Trade Value	Brokerage+GST	GST	CNote	Total Value
31-May-2021	Buy	56,250	\$.1650	\$9,281.25	\$19.95	\$1.81	118915526	\$9,301.20
18-Dec-2020	Sell	-70,615	\$.2600	-\$18,359.90	\$29.95	\$2.72	110829226	-\$18,329.95
17-Dec-2020	Buy	36,000	\$.2500	\$9,000.00	\$19.95	\$1.81	110818855	\$9,019.95
16-Dec-2020	Buy	34,615	\$.2650	\$9,172.98	\$19.95	\$1.81	110747047	\$9,192.93
09-Dec-2020	Sell	-30,000	\$.3100	-\$9,300.00	\$19.95	\$1.81	110341270	-\$9,280.05
03-Dec-2020	Buy	30,000	\$.3100	\$9,300.00	\$19.95	\$1.81	110099835	\$9,319.95
01-Dec-2020	Sell	-34,000	\$.2900	-\$9,860.00	\$19.95	\$1.81	109948916	-\$9,840.05
30-Nov-2020	Buy	34,000	\$.2850	\$9,690.00	\$19.95	\$1.81	109913162	\$9,709.95
25-Nov-2020	Sell	-34,615	\$.2750	-\$9,519.13	\$19.95	\$1.81	109706950	-\$9,499.18
25-Nov-2020	Buy	34,615	\$.2700	\$9,346.05	\$19.95	\$1.81	109704270	\$9,366.00
<b>Sub Total</b>					<b>\$229.45</b>	<b>\$20.82</b>		<b>-\$581.80</b>

## WOR - WORLEY LIMITED FPO (ORDINARY FULLY PAID)

Date	Type	Quantity	Unit Price	Trade Value	Brokerage+GST	GST	CNote	Total Value
28-May-2021	Sell	-984	\$10.6500	-\$10,479.60	\$29.95	\$2.72	118836449	-\$10,449.65
27-May-2021	Sell	-929	\$10.4300	-\$9,689.47	\$19.95	\$1.81	118820942	-\$9,669.52
27-May-2021	Buy	929	\$10.4500	\$9,708.05	\$0.00	\$0.00	118798744	\$9,708.05
27-May-2021	Buy	984	\$10.4500	\$10,282.80	\$29.95	\$2.72	118798643	\$10,312.75
10-Nov-2020	Sell	-1,293	\$10.7100	-\$13,848.03	\$29.95	\$2.72	108896343	-\$13,818.08
02-Nov-2020	Sell	-1,000	\$9.1500	-\$9,150.00	\$19.95	\$1.81	108589199	-\$9,130.05
30-Oct-2020	Buy	1,000	\$9.6000	\$9,600.00	\$19.95	\$1.81	108471672	\$9,619.95
30-Oct-2020	Sell	-949	\$9.4500	-\$8,968.05	\$19.95	\$1.81	108524722	-\$8,948.10
29-Oct-2020	Buy	949	\$9.5800	\$9,091.42	\$19.95	\$1.81	108445937	\$9,111.37
28-Oct-2020	Sell	-899	\$10.0500	-\$9,034.95	\$19.95	\$1.81	108370380	-\$9,015.00
28-Oct-2020	Sell	-440	\$10.0112	-\$4,404.93	\$19.95	\$1.81	108373826	-\$4,384.98
27-Oct-2020	Buy	876	\$10.2700	\$8,996.52	\$19.95	\$1.81	108246967	\$9,016.47
27-Oct-2020	Buy	899	\$10.0500	\$9,034.95	\$19.95	\$1.81	108294049	\$9,054.90
26-Oct-2020	Sell	-877	\$10.7000	-\$9,383.90	\$19.95	\$1.81	108166827	-\$9,363.95
26-Oct-2020	Buy	877	\$10.5000	\$9,208.50	\$19.95	\$1.81	108161673	\$9,228.45
26-Oct-2020	Buy	857	\$10.5500	\$9,041.35	\$19.95	\$1.81	108196150	\$9,061.30
02-Oct-2020	Sell	-543	\$9.5500	-\$5,185.65	\$19.95	\$1.81	107121926	-\$5,165.70
02-Oct-2020	Buy	543	\$9.3800	\$5,093.34	\$19.95	\$1.81	107106766	\$5,113.29
18-Sep-2020	Sell	-837	\$9.6500	-\$8,077.05	\$19.95	\$1.81	106415299	-\$8,057.10
11-Sep-2020	Buy	837	\$9.4300	\$7,892.91	\$19.95	\$1.81	106114945	\$7,912.86
09-Sep-2020	Sell	-861	\$9.6000	-\$8,265.60	\$19.95	\$1.81	105955164	-\$8,245.65
09-Sep-2020	Buy	861	\$9.4300	\$8,119.23	\$19.95	\$1.81	105933638	\$8,139.18
06-Aug-2020	Sell	-584	\$8.6203	-\$5,034.24	\$19.95	\$1.81	104049684	-\$5,014.29



# Transaction Summary

1 JULY 2020 - 30 JUNE 2021



## WOR - WORLEY LIMITED FPO (ORDINARY FULLY PAID)

Date	Type	Quantity	Unit Price	Trade Value	Brokerage+GST	GST	CNote	Total Value
29-Jul-2020	Buy	584	\$8.5500	\$4,993.20	\$19.95	\$1.81	103654997	\$5,013.15
21-Jul-2020	Sell	-586	\$8.7900	-\$5,150.94	\$19.95	\$1.81	103289034	-\$5,130.99
20-Jul-2020	Buy	586	\$8.5500	\$5,010.30	\$19.95	\$1.81	103203670	\$5,030.25
14-Jul-2020	Sell	-584	\$8.7200	-\$5,092.48	\$19.95	\$1.81	102970928	-\$5,072.53
13-Jul-2020	Buy	584	\$8.5500	\$4,993.20	\$19.95	\$1.81	102884228	\$5,013.15
<b>Sub Total</b>					<b>\$568.65</b>	<b>\$51.60</b>		<b>-\$130.47</b>

## Z1P - ZIP CO LTD. FPO (ORDINARY FULLY PAID)

Date	Type	Quantity	Unit Price	Trade Value	Brokerage+GST	GST	CNote	Total Value
23-Jun-2021	Sell	-1,092	\$8.6400	-\$9,434.88	\$19.95	\$1.81	119783079	-\$9,414.93
03-Jun-2021	Sell	-2,906	\$6.9300	-\$20,138.58	\$29.95	\$2.72	119042585	-\$20,108.63
02-Jun-2021	Buy	2,906	\$6.9100	\$20,080.46	\$29.95	\$2.72	119012377	\$20,110.41
20-May-2021	Sell	-1,265	\$7.2500	-\$9,171.25	\$19.95	\$1.81	118532437	-\$9,151.30
11-May-2021	Buy	1,265	\$7.1100	\$8,994.15	\$19.95	\$1.81	118110384	\$9,014.10
27-Apr-2021	Sell	-1,048	\$8.0000	-\$8,384.00	\$19.95	\$1.81	117511314	-\$8,364.05
27-Apr-2021	Buy	1,092	\$8.2400	\$8,998.08	\$19.95	\$1.81	117482045	\$9,018.03
26-Apr-2021	Buy	1,048	\$8.5800	\$8,991.84	\$19.95	\$1.81	117455763	\$9,011.79
30-Mar-2021	Sell	-1,209	\$7.4800	-\$9,043.32	\$19.95	\$1.81	116327006	-\$9,023.37
29-Mar-2021	Buy	1,209	\$7.4400	\$8,994.96	\$19.95	\$1.81	116283010	\$9,014.91
05-Feb-2021	Sell	-919	\$8.5800	-\$7,885.02	\$19.95	\$1.81	113260288	-\$7,865.07
01-Feb-2021	Sell	-1,136	\$7.1700	-\$8,145.12	\$19.95	\$1.81	112885678	-\$8,125.17
01-Feb-2021	Buy	1,136	\$7.0400	\$7,997.44	\$19.95	\$1.81	112881962	\$8,017.39
25-Jan-2021	Sell	-1,128	\$7.2100	-\$8,132.88	\$19.95	\$1.81	112448800	-\$8,112.93
25-Jan-2021	Buy	1,128	\$7.0900	\$7,997.52	\$19.95	\$1.81	112445331	\$8,017.47
13-Jan-2021	Sell	-1,498	\$5.4400	-\$8,149.12	\$19.95	\$1.81	111814196	-\$8,129.17
13-Jan-2021	Buy	1,498	\$5.3400	\$7,999.32	\$19.95	\$1.81	111758432	\$8,019.27
12-Jan-2021	Sell	-1,509	\$5.4800	-\$8,269.32	\$19.95	\$1.81	111701510	-\$8,249.37
11-Jan-2021	Buy	1,509	\$5.3500	\$8,073.15	\$19.95	\$1.81	111652269	\$8,093.10
08-Jan-2021	Sell	-1,522	\$5.5500	-\$8,447.10	\$19.95	\$1.81	111573336	-\$8,427.15
30-Dec-2020	Buy	1,522	\$5.2700	\$8,020.94	\$19.95	\$1.81	111178510	\$8,040.89
24-Dec-2020	Sell	-1,800	\$5.2700	-\$9,486.00	\$19.95	\$1.81	111100196	-\$9,466.05
22-Dec-2020	Buy	1,800	\$5.0500	\$9,090.00	\$19.95	\$1.81	110975907	\$9,109.95
18-Sep-2020	Sell	-1,328	\$6.2000	-\$8,233.60	\$19.95	\$1.81	106417442	-\$8,213.65
17-Sep-2020	Buy	1,328	\$6.0900	\$8,087.52	\$19.95	\$1.81	106374477	\$8,107.47
09-Sep-2020	Sell	-1,271	\$6.6100	-\$8,401.31	\$19.95	\$1.81	105970133	-\$8,381.36
08-Sep-2020	Buy	1,271	\$6.8100	\$8,655.51	\$19.95	\$1.81	105847060	\$8,675.46
01-Sep-2020	Buy	919	\$8.6000	\$7,903.40	\$19.95	\$1.81	105372432	\$7,923.35

# Transaction Summary

1 JULY 2020 - 30 JUNE 2021



Z1P - ZIP CO LTD. FPO (ORDINARY FULLY PAID)								
Date	Type	Quantity	Unit Price	Trade Value	Brokerage+GST	GST	CNote	Total Value
24-Aug-2020	Sell	-800	\$7.3600	-\$5,888.00	\$19.95	\$1.81	104876038	-\$5,868.05
18-Aug-2020	Sell	-822	\$6.4100	-\$5,269.02	\$19.95	\$1.81	104550987	-\$5,249.07
10-Aug-2020	Sell	-822	\$6.2700	-\$5,153.94	\$19.95	\$1.81	104137240	-\$5,133.99
06-Aug-2020	Buy	822	\$6.1500	\$5,055.30	\$19.95	\$1.81	104023293	\$5,075.25
03-Aug-2020	Sell	-800	\$5.9200	-\$4,736.00	\$19.95	\$1.81	103834556	-\$4,716.05
03-Aug-2020	Buy	800	\$5.8000	\$4,640.00	\$19.95	\$1.81	103826421	\$4,659.95
03-Aug-2020	Buy	880	\$5.6800	\$4,998.40	\$19.95	\$1.81	103849324	\$5,018.35
03-Aug-2020	Sell	-880	\$5.7900	-\$5,095.20	\$19.95	\$1.81	103863055	-\$5,075.25
28-Jul-2020	Buy	822	\$6.2800	\$5,162.16	\$19.95	\$1.81	103592681	\$5,182.11
21-Jul-2020	Sell	-840	\$6.2800	-\$5,275.20	\$19.95	\$1.81	103239682	-\$5,255.25
16-Jul-2020	Buy	840	\$6.1000	\$5,124.00	\$19.95	\$1.81	103092920	\$5,143.95
15-Jul-2020	Sell	-615	\$6.6800	-\$4,108.20	\$19.95	\$1.81	103053474	-\$4,088.25
15-Jul-2020	Buy	615	\$6.5500	\$4,028.25	\$19.95	\$1.81	103038258	\$4,048.20
14-Jul-2020	Buy	800	\$7.2200	\$5,776.00	\$19.95	\$1.81	102943903	\$5,795.95
13-Jul-2020	Buy	684	\$7.3000	\$4,993.20	\$19.95	\$1.81	102878958	\$5,013.15
13-Jul-2020	Sell	-684	\$7.4500	-\$5,095.80	\$19.95	\$1.81	102892342	-\$5,075.85
08-Jul-2020	Sell	-838	\$6.1000	-\$5,111.80	\$19.95	\$1.81	102669044	-\$5,091.85
<b>Sub Total</b>					<b>\$917.75</b>	<b>\$83.27</b>		<b>-\$6,475.31</b>

ZNO - ZOONO GROUP LTD FPO (ORDINARY FULLY PAID)								
Date	Type	Quantity	Unit Price	Trade Value	Brokerage+GST	GST	CNote	Total Value
14-Sep-2020	Sell	-3,686	\$2.2100	-\$8,146.06	\$19.95	\$1.81	106137887	-\$8,126.11
01-Sep-2020	Buy	3,686	\$2.1700	\$7,998.62	\$19.95	\$1.81	105434371	\$8,018.57
10-Aug-2020	Buy	2,173	\$2.3000	\$4,997.90	\$19.95	\$1.81	104139280	\$5,017.85
10-Aug-2020	Sell	-2,173	\$2.3300	-\$5,063.09	\$19.95	\$1.81	104160344	-\$5,043.14
04-Aug-2020	Sell	-2,325	\$2.1900	-\$5,091.75	\$19.95	\$1.81	103898351	-\$5,071.80
03-Aug-2020	Buy	2,325	\$2.1500	\$4,998.75	\$19.95	\$1.81	103871042	\$5,018.70
22-Jul-2020	Sell	-1,984	\$2.6500	-\$5,257.60	\$19.95	\$1.81	103334381	-\$5,237.65
17-Jul-2020	Buy	1,984	\$2.5200	\$4,999.68	\$19.95	\$1.81	103136618	\$5,019.63
<b>Sub Total</b>					<b>\$159.60</b>	<b>\$14.48</b>		<b>-\$403.95</b>

# Transaction Summary

1 JULY 2020 - 30 JUNE 2021



The transaction summary is only able to display information available to Commonwealth Securities Limited. Certain transactions may not be displayed, including but not limited to transactions made off market such as Initial Public Offerings (IPOs) and Delivery vs Payment Settlements (DvP). Transactions regarding corporate actions or stock transfers are not included and can be found on your statements as issued by the company or the share registry. Transactions for Issuer Sponsored holdings placed outside of this account are not included in this summary. Links to some of the key share registries can be found below:

Computershare (<http://www.computershare.com/au/Pages/default.aspx>)  
Link Market Services (<https://investorcentre.linkmarketservices.com.au/Login.aspx/Login>)  
Boardroom Limited (<https://boardroomlimited.com.au>)  
Security Transfer Registrars (<https://www.securitytransfer.com.au>)  
Advanced Share Registry Services (<http://www.advancedshare.com.au/Home.aspx>)

The total brokerage outlined does not include any rebates you may have received over the financial year. Refer to your transaction statement records for this information.

This report only includes an estimate of dividends paid for holdings held with Commonwealth Securities Limited as at the ex-dividend date. For instance, any dividends paid prior to holdings being transferred to Commonwealth Securities Limited are not included.

This statement is an estimated summary document only and it is not intended to replace any document which contains information that may be required for taxation purposes. You should therefore refer to your CHESS statements, dividend statements, confirmation contract notes and other investment or bank account statements for your records in this regard. This statement may not include information on accounts which have been closed, switched product type, transferred Holder Identification Number (HIN), or switched Participant Identification Number (PID) during the financial year.

This statement is issued by Commonwealth Securities Limited ABN 60 067 254 399 AFSL 238814, a market participant of ASX and Cboe Australia Pty Ltd (formerly Chi-X Australia Pty Limited), a clearing participant of ASX Clear Pty Limited and a settlement participant of ASX Settlement Pty Limited. Commonwealth Securities Limited is a wholly owned but non-guaranteed subsidiary of the Commonwealth Bank of Australia ABN 48 123 123 124 AFSL 234945 ("CBA"). Information contained in this statement is believed to be accurate at the time the statement is generated. CBA and its subsidiaries do not accept any liability for any errors or omissions contained in this statement, or any responsibility for any action taken in reliance on this statement. This document contains general information only and does not take into account your individual objectives, financial and taxation situations or needs. Before acting on the information, consider the appropriateness of your own objectives, needs, financial and taxation situation and, if necessary, seek appropriate independent financial and taxation advice. CBA is not a registered tax (financial) adviser under the Tax Agent Services Act 2009. If there are any errors in this statement, please contact us.

Address: Commonwealth Securities Limited, Locked Bag 22, Australia Square NSW 1215 | Phone: 13 15 19 | Website: [www.commsec.com.au](http://www.commsec.com.au)

If you are not satisfied with the service or advice you receive from us, you are entitled to complain. We have established procedures to ensure that all enquiries and complaints are properly dealt with. Please refer to our Financial Services Guide for more information. If an issue has not been resolved to your satisfaction, you can lodge a complaint with the Australian Financial Complaints Authority. AFCA provides fair and independent financial services complaint resolution that is free to consumers. Website: [www.afca.org.au](http://www.afca.org.au), Telephone: 1800 931 678 (free call), Email: [info@afca.org.au](mailto:info@afca.org.au), In writing to: Australian Financial Complaints Authority, GPO Box 3, Melbourne VIC 3001.

# Transaction Summary

1 JULY 2020 - 30 JUNE 2021



GLOSSARY	
Units	The number of registered securities that you own.
Unit Price	The Portfolio Valuation 'Unit Price' is calculated using a 'Reference' Price provided by the ASX which takes into account an adjustment to determine value at Close of Market if the Security does not trade in the Closing Single Price Auction on the Valuation Date.
Brokerage	The fee or charge that is paid by you when transacting a buy or sell.
Holder Identification Number (HIN)	When you are CHESS sponsored with a Broker you will be issued a unique number, called a HIN. Multiple holdings can be registered under the single HIN. A HIN starts with the letter X and usually followed by 10 numbers, e.g. X0001234567.
Dividend	A dividend is a payment made to shareholders from the company. This payment is a portion of the company's profits. ASX listed companies typically pay dividends twice a year, usually as an 'interim' dividend and a 'final dividend'. From time to time, a company may also pay a 'special' dividend.
Ex-dividend date	The ex-dividend date occurs two business days before the company's Record Date. To be entitled to a dividend a shareholder must have purchased the shares before the ex-dividend date. If you purchase shares on or after that date, the previous owner of the shares (and not you) is entitled to the dividend.
Interim dividend	A dividend paid during the year, usually accompanying a company's interim financial statements.
Final dividend	A dividend paid at the end of a company's financial year, representing a return based on the previous twelve months' financial performance and the future outlook.
Special dividend	A dividend paid by the company outside typical recurring (interim and final) dividend cycle.
Record date	The record date is the date the share registries use in determining who is entitled to a dividend or entitlement associated with a security. Those who held the security in the company and were on the register on the record date are eligible for the entitlement.
Payment date	The date on which a declared dividend is scheduled to be paid.
Unfranked dividend	Dividends which do not carry a franking credit.
Franked dividend	Franked dividends are paid to security holders out of profits on which the company has already paid tax.
Franking /Imputation Credit	A franking credit is your share of tax paid by a company on the profits from which your dividend is paid. They are also known as Imputation Credits.
Total subscription	Total subscription can include, but is not limited to market data and research subscription fees and share trade alerts.
Other fees	Other fees can include, but are not limited to: Off market transfer fees, conditional trading fees, rejection fees, early and late settlement fees, fail fees, SRN query, rebooking fees, cheque payment fee or cheque dishonour fees and the printing and posting of contract notes.
Corporate action (CA)	Any action initiated by the company or corporation, for the purpose of giving an entitlement to shareholders.

# Financial Year Summary

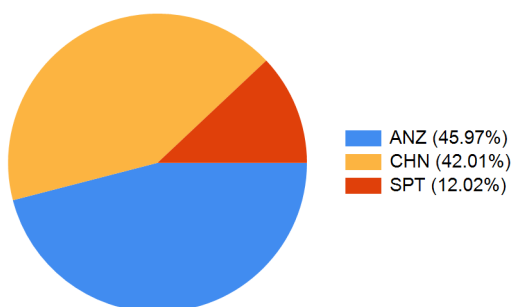
1 JULY 2020 - 30 JUNE 2021



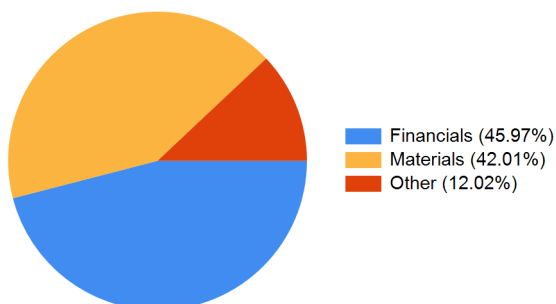
Portfolio Valuation	Account Number	Account Name	Value as at 30 June 2021
Shares	3391078	NIEC PTY LTD <AMN SUPER FUND A/C>	\$19,658.01
CDIA	23377104	NIEC PTY LTD <AMN SUPER FUND A/C>	\$11,947.12
<b>TOTAL PORTFOLIO VALUE</b>			<b>\$31,605.13</b>

## Allocation as at 30 June 2021

### Shares in your portfolio



### Sectors in your portfolio



## Estimated Interest & Dividends 2020-2021 Financial Year

Est. Franked Dividends	\$188.48
Est. Unfranked Dividends	\$191.83
Est. Franking Credits	\$80.78
Est. Interest Received from Interest Rate Securities	\$0.00
Interest Received from Cash Account(s)	\$5.71
<b>TOTAL INCOME</b>	<b>\$386.02</b>

## Fees & Charges 2020-2021 Financial Year

Total Brokerage (inc. GST)	\$5,356.96
Total Subscriptions (inc. GST)	\$0.00
Other Fees (inc. GST)	\$0.00
<b>TOTAL FEES &amp; CHARGES</b>	<b>\$5,356.96</b>

# Financial Year Summary

1 JULY 2020 - 30 JUNE 2021



This statement only provides information for CDIA accounts that have been designated as the settlement account for your Commonwealth Securities Limited Share Trading account as at 30 June. Please refer to NetBank for interest income from all other CBA accounts.

The interest shown is net of any non-resident or TFN withholding tax (if applicable). Please refer to Netbank for bank fees paid on your designated CDIA settlement account in the financial year.

The total brokerage outlined does not include any rebates you may have received over the financial year. Refer to your transaction statement records for this information.

This report only includes an estimate of dividends paid for holdings held with Commonwealth Securities Limited as at the ex-dividend date. For instance, any dividends paid prior to holdings being transferred to Commonwealth Securities Limited are not included.

This statement is an estimated summary document only and it is not intended to replace any document which contains information that may be required for taxation purposes. You should therefore refer to your CHESSE statements, dividend statements, confirmation contract notes and other investment or bank account statements for your records in this regard. This statement may not include information on accounts which have been closed, switched product type, transferred Holder Identification Number (HIN), or switched Participant Identification Number (PID) during the financial year.

This statement is issued by Commonwealth Securities Limited ABN 60 067 254 399 AFSL 238814, a market participant of ASX and Cboe Australia Pty Ltd (formerly Chi-X Australia Pty Limited), a clearing participant of ASX Clear Pty Limited and a settlement participant of ASX Settlement Pty Limited. Commonwealth Securities Limited is a wholly owned but non-guaranteed subsidiary of the Commonwealth Bank of Australia ABN 48 123 123 124 AFSL 234945 ("CBA"). Information contained in this statement is believed to be accurate at the time the statement is generated. CBA and its subsidiaries do not accept any liability for any errors or omissions contained in this statement, or any responsibility for any action taken in reliance on this statement. This document contains general information only and does not take into account your individual objectives, financial and taxation situations or needs. Before acting on the information, consider the appropriateness of your own objectives, needs, financial and taxation situation and, if necessary, seek appropriate independent financial and taxation advice. CBA is not a registered tax (financial) adviser under the Tax Agent Services Act 2009. If there are any errors in this statement, please contact us.

Address: Commonwealth Securities Limited, Locked Bag 22, Australia Square NSW 1215 | Phone: 13 15 19 | Website: [www.commsec.com.au](http://www.commsec.com.au)

If you are not satisfied with the service or advice you receive from us, you are entitled to complain. We have established procedures to ensure that all enquiries and complaints are properly dealt with. Please refer to our Financial Services Guide for more information. If an issue has not been resolved to your satisfaction, you can lodge a complaint with the Australian Financial Complaints Authority. AFCA provides fair and independent financial services complaint resolution that is free to consumers. Website: [www.afca.org.au](http://www.afca.org.au), Telephone: 1800 931 678 (free call), Email: [info@afca.org.au](mailto:info@afca.org.au), In writing to: Australian Financial Complaints Authority, GPO Box 3, Melbourne VIC 3001.

# Financial Year Summary

1 JULY 2020 - 30 JUNE 2021



GLOSSARY	
Units	The number of registered securities that you own.
Unit Price	The Portfolio Valuation 'Unit Price' is calculated using a 'Reference' Price provided by the ASX which takes into account an adjustment to determine value at Close of Market if the Security does not trade in the Closing Single Price Auction on the Valuation Date.
Brokerage	The fee or charge that is paid by you when transacting a buy or sell.
Holder Identification Number (HIN)	When you are CHESS sponsored with a Broker you will be issued a unique number, called a HIN. Multiple holdings can be registered under the single HIN. A HIN starts with the letter X and usually followed by 10 numbers, e.g. X0001234567.
Dividend	A dividend is a payment made to shareholders from the company. This payment is a portion of the company's profits. ASX listed companies typically pay dividends twice a year, usually as an 'interim' dividend and a 'final dividend'. From time to time, a company may also pay a 'special' dividend.
Ex-dividend date	The ex-dividend date occurs two business days before the company's Record Date. To be entitled to a dividend a shareholder must have purchased the shares before the ex-dividend date. If you purchase shares on or after that date, the previous owner of the shares (and not you) is entitled to the dividend.
Interim dividend	A dividend paid during the year, usually accompanying a company's interim financial statements.
Final dividend	A dividend paid at the end of a company's financial year, representing a return based on the previous twelve months' financial performance and the future outlook.
Special dividend	A dividend paid by the company outside typical recurring (interim and final) dividend cycle.
Record date	The record date is the date the share registries use in determining who is entitled to a dividend or entitlement associated with a security. Those who held the security in the company and were on the register on the record date are eligible for the entitlement.
Payment date	The date on which a declared dividend is scheduled to be paid.
Unfranked dividend	Dividends which do not carry a franking credit.
Franked dividend	Franked dividends are paid to security holders out of profits on which the company has already paid tax.
Franking /Imputation Credit	A franking credit is your share of tax paid by a company on the profits from which your dividend is paid. They are also known as Imputation Credits.
Total subscription	Total subscription can include, but is not limited to market data and research subscription fees and share trade alerts.
Other fees	Other fees can include, but are not limited to: Off market transfer fees, conditional trading fees, rejection fees, early and late settlement fees, fail fees, SRN query, rebooking fees, cheque payment fee or cheque dishonour fees and the printing and posting of contract notes.
Corporate action (CA)	Any action initiated by the company or corporation, for the purpose of giving an entitlement to shareholders.

# Interest & Estimated Dividend Summary



1 JULY 2020 - 30 JUNE 2021

SHARES - 3391078 - HIN 86744066

NIEC PTY LTD <AMN SUPER FUND A/C>

## ESTIMATED DIVIDEND SUMMARY

### ANZ - ANZ BANKING GRP LTD FPO (ORDINARY FULLY PAID)

Ex-div date	Payment Date	Type	Dividend per share	Units	Est. Unfranked Amount	Est. Franked Amount	Est. Total Dividend	Est. Franking Credit
09-Nov-2020	16-Dec-2020	Final	\$0.3500	69	\$0.00	\$24.15	\$24.15	\$10.35
24-Aug-2020	30-Sep-2020	Interim	\$0.2500	69	\$0.00	\$17.25	\$17.25	\$7.39
<b>Sub Total</b>					<b>\$0.00</b>	<b>\$41.40</b>	<b>\$41.40</b>	<b>\$17.74</b>

### BVS - BRAVURA SOLUTION LTD FPO (ORDINARY FULLY PAID)

Ex-div date	Payment Date	Type	Dividend per share	Units	Est. Unfranked Amount	Est. Franked Amount	Est. Total Dividend	Est. Franking Credit
03-Mar-2021	26-Mar-2021	Interim	\$0.0260	3,125	\$81.25	\$0.00	\$81.25	\$0.00
<b>Sub Total</b>					<b>\$81.25</b>	<b>\$0.00</b>	<b>\$81.25</b>	<b>\$0.00</b>

### KGN - KOGAN.COM LTD FPO (ORDINARY FULLY PAID)

Ex-div date	Payment Date	Type	Dividend per share	Units	Est. Unfranked Amount	Est. Franked Amount	Est. Total Dividend	Est. Franking Credit
08-Mar-2021	31-May-2021	Interim	\$0.1600	653	\$0.00	\$104.48	\$104.48	\$44.78
<b>Sub Total</b>					<b>\$0.00</b>	<b>\$104.48</b>	<b>\$104.48</b>	<b>\$44.78</b>

### NAB - NATIONAL AUST. BANK FPO (ORDINARY FULLY PAID)

Ex-div date	Payment Date	Type	Dividend per share	Units	Est. Unfranked Amount	Est. Franked Amount	Est. Total Dividend	Est. Franking Credit
12-Nov-2020	10-Dec-2020	Final	\$0.3000	71	\$0.00	\$21.30	\$21.30	\$9.13
01-May-2020	03-Jul-2020	Interim	\$0.3000	71	\$0.00	\$21.30	\$21.30	\$9.13
<b>Sub Total</b>					<b>\$0.00</b>	<b>\$42.60</b>	<b>\$42.60</b>	<b>\$18.26</b>

### ZNO - ZOONO GROUP LTD FPO (ORDINARY FULLY PAID)

Ex-div date	Payment Date	Type	Dividend per share	Units	Est. Unfranked Amount	Est. Franked Amount	Est. Total Dividend	Est. Franking Credit
04-Sep-2020	21-Sep-2020	Final	\$0.0300	3,686	\$110.58	\$0.00	\$110.58	\$0.00
<b>Sub Total</b>					<b>\$110.58</b>	<b>\$0.00</b>	<b>\$110.58</b>	<b>\$0.00</b>
<b>TOTAL</b>					<b>\$191.83</b>	<b>\$188.48</b>	<b>\$380.31</b>	<b>\$80.78</b>

## ESTIMATED INTEREST RECEIVED

There are no transactions on this account.

**TOTAL** **\$0.00**

## INTEREST INCOME SUMMARY

Account	Interest
CDIA - 23377104	\$5.71
<b>TOTAL</b>	<b>\$5.71</b>



# Interest & Estimated Dividend Summary



1 JULY 2020 - 30 JUNE 2021

This statement only provides information for CDIA accounts that have been designated as the settlement account for your Commonwealth Securities Limited Share Trading account as at 30 June. Please refer to NetBank for interest income from all other CBA accounts.

The interest shown is net of any non-resident or TFN withholding tax (if applicable). Please refer to Netbank for bank fees paid on your designated CDIA settlement account in the financial year.

(1) This is an estimate prepared by Commonwealth Securities Limited based upon units that you hold in accordance with our records and may not distinguish between cash dividends or dividends reinvested through any particular company's dividend reinvestment plan. Your actual entitlement will be determined by information recorded in the company's share registry at the relevant record dates. Amounts that may have been withheld for failing to provide your tax file number to your share registries are not disclosed on this report.

Dividends are estimated by CommSec based on the total registered Units held on the Record Date of the dividend. The following fields are estimated in accordance with the calculations outlined below:

- (a) Units = Total registered units of security held on the Record Date of the dividend
- (b) Est. Unfranked Amount = Units X Dividend per security X Unfranked %
- (c) Est. Franked Amount = Units X Dividend per security X Franked %
- (d) Est. Franking Credit = (Est. Franked Amount X company tax rate)/(100 - company tax rate)
- (e) Est. Total Dividend = Units x Dividend per security

(2) In order to be eligible to claim the benefit of a franking credit, you must be a 'qualified person'. You will be a qualified person if you satisfy:

One of the specific concessions in the legislation (for example, you are an individual whose total franking credit entitlement for the income year does not exceed \$5,000); and/or  
The 45-day rule

The 45-day rule requires that if you are an Australian tax resident shareholder, you must have held the security 'at risk' for at least 45 consecutive days, not including date of purchase and date of sale. Where the 45 day holding requirement has not been satisfied, the 45-day rule may apply to deny the franking credits attached to the dividend received in respect of the particular security. The 45-day rule is complex. You should obtain your own taxation advice to understand how these provisions apply to you.

Please refer to the statements provided by the Share Registry for tax return purposes. These may include details of any foreign tax credits you may be entitled to and breakdown of any trust distribution you may have received.

For details of the components of your ASX listed trust distributions you will need to refer to the Annual Tax Statement issued by the trust manager.

The total brokerage outlined does not include any rebates you may have received over the financial year. Refer to your transaction statement records for this information.

This report only includes an estimate of dividends paid for holdings held with Commonwealth Securities Limited as at the ex-dividend date. For instance, any dividends paid prior to holdings being transferred to Commonwealth Securities Limited are not included.

This statement is an estimated summary document only and it is not intended to replace any document which contains information that may be required for taxation purposes. You should therefore refer to your CHESS statements, dividend statements, confirmation contract notes and other investment or bank account statements for your records in this regard. This statement may not include information on accounts which have been closed, switched product type, transferred Holder Identification Number (HIN), or switched Participant Identification Number (PID) during the financial year.

This statement is issued by Commonwealth Securities Limited ABN 60 067 254 399 AFSL 238814, a market participant of ASX and Cboe Australia Pty Ltd (formerly Chi-X Australia Pty Limited), a clearing participant of ASX Clear Pty Limited and a settlement participant of ASX Settlement Pty Limited. Commonwealth Securities Limited is a wholly owned but non-guaranteed subsidiary of the Commonwealth Bank of Australia ABN 48 123 123 124 AFSL 234945 ("CBA"). Information contained in this statement is believed to be accurate at the time the statement is generated. CBA and its subsidiaries do not accept any liability for any errors or omissions contained in this statement, or any responsibility for any action taken in reliance on this statement. This document contains general information only and does not take into account your individual objectives, financial and taxation situations or needs. Before acting on the information, consider the appropriateness of your own objectives, needs, financial and taxation situation and, if necessary, seek appropriate independent financial and taxation advice. CBA is not a registered tax (financial) adviser under the Tax Agent Services Act 2009. If there are any errors in this statement, please contact us.

Address: Commonwealth Securities Limited, Locked Bag 22, Australia Square NSW 1215 | Phone: 13 15 19 | Website: [www.commsec.com.au](http://www.commsec.com.au)

If you are not satisfied with the service or advice you receive from us, you are entitled to complain. We have established procedures to ensure that all enquiries and complaints are properly dealt with. Please refer to our Financial Services Guide for more information. If an issue has not been resolved to your satisfaction, you can lodge a complaint with the Australian Financial Complaints Authority. AFCA provides fair and independent financial services complaint resolution that is free to consumers. Website: [www.afca.org.au](http://www.afca.org.au), Telephone: 1800 931 678 (free call), Email: [info@afca.org.au](mailto:info@afca.org.au), In writing to: Australian Financial Complaints Authority, GPO Box 3, Melbourne VIC 3001.

# Interest & Estimated Dividend Summary



1 JULY 2020 - 30 JUNE 2021

## GLOSSARY

Units	The number of registered securities that you own.
Unit Price	The Portfolio Valuation 'Unit Price' is calculated using a 'Reference' Price provided by the ASX which takes into account an adjustment to determine value at Close of Market if the Security does not trade in the Closing Single Price Auction on the Valuation Date.
Brokerage	The fee or charge that is paid by you when transacting a buy or sell.
Holder Identification Number (HIN)	When you are CHESS sponsored with a Broker you will be issued a unique number, called a HIN. Multiple holdings can be registered under the single HIN. A HIN starts with the letter X and usually followed by 10 numbers, e.g. X0001234567.
Dividend	A dividend is a payment made to shareholders from the company. This payment is a portion of the company's profits. ASX listed companies typically pay dividends twice a year, usually as an 'interim' dividend and a 'final dividend'. From time to time, a company may also pay a 'special' dividend.
Ex-dividend date	The ex-dividend date occurs two business days before the company's Record Date. To be entitled to a dividend a shareholder must have purchased the shares before the ex-dividend date. If you purchase shares on or after that date, the previous owner of the shares (and not you) is entitled to the dividend.
Interim dividend	A dividend paid during the year, usually accompanying a company's interim financial statements.
Final dividend	A dividend paid at the end of a company's financial year, representing a return based on the previous twelve months' financial performance and the future outlook.
Special dividend	A dividend paid by the company outside typical recurring (interim and final) dividend cycle.
Record date	The record date is the date the share registries use in determining who is entitled to a dividend or entitlement associated with a security. Those who held the security in the company and were on the register on the record date are eligible for the entitlement.
Payment date	The date on which a declared dividend is scheduled to be paid.
Unfranked dividend	Dividends which do not carry a franking credit.
Franked dividend	Franked dividends are paid to security holders out of profits on which the company has already paid tax.
Franking /Imputation Credit	A franking credit is your share of tax paid by a company on the profits from which your dividend is paid. They are also known as Imputation Credits.
Total subscription	Total subscription can include, but is not limited to market data and research subscription fees and share trade alerts.
Other fees	Other fees can include, but are not limited to: Off market transfer fees, conditional trading fees, rejection fees, early and late settlement fees, fail fees, SRN query, rebooking fees, cheque payment fee or cheque dishonour fees and the printing and posting of contract notes.
Corporate action (CA)	Any action initiated by the company or corporation, for the purpose of giving an entitlement to shareholders.

# 78000 - Stapled Securities

2021 Financial Year

**Preparer** Desiree Yutuc

**Reviewer** Steven Lee

**Status** Completed

Account Code	Description	CY Units	CY Balance	LY Units	LY Balance	Change
SCG.AX2	Scentre Group	0.000000		0.000000		0%
<b>TOTAL</b>		<b>CY Units</b>	<b>CY Balance</b>	<b>LY Units</b>	<b>LY Balance</b>	
		0.000000		0.000000		

## Supporting Documents

◦ Investment Movement Report [Report](#)

## Standard Checklist

- Attach Investment Movement Report
- Attach relevant Statements and Source Documentation
- Ensure all Investments are valued correctly at June 30
- Ensure the investment is in accordance with the fund's investment strategy
- Ensure the investment is in accordance with the SIS Act

**AMN SUPER FUND**

**Investment Movement Report**

As at 30 June 2021

Investment	Opening Balance		Additions		Disposals			Closing Balance		
	Units	Cost	Units	Cost	Units	Cost	Accounting Profit/(Loss)	Units	Cost	Market Value
<b>Bank Accounts</b>										
CDIA CommSec Cash Account		7,611.97		231,538.44		(227,203.29)			11,947.12	11,947.12
Westpac DIY Super Savings ***457		4,059.52		240.32		(4,287.71)			12.13	12.13
Westpac DIY Super Working ***290		34.34		4,287.71		(4,287.71)			34.34	34.34
		<b>11,705.83</b>		<b>236,066.47</b>		<b>(235,778.71)</b>			<b>11,993.59</b>	<b>11,993.59</b>
<b>Shares in Listed Companies (Australian)</b>										
ANZ.AX - Australia And New Zealand Banking Group Limited	69.00	1,920.90	321.00	9,001.53	(69.00)	(1,920.90)	(90.27)	321.00	9,001.53	9,036.15
AAC.AX - Australian Agricultural Company Limited.			7,860.00	9,019.65	(7,860.00)	(9,019.65)	(197.10)		0.00	
AVH.AX - Avita Medical Inc.	125.00	5,620.95	726.00	5,014.83	(851.00)	(6,884.57)	(1,104.55)		3,751.21	
BEN.AX - Bendigo And Adelaide Bank Limited			8,614.00	55,089.52	(8,614.00)	(55,089.52)	111.52		0.00	
BVS.AX - Bravura Solutions Limited.	1,086.00	4,977.13	27,965.00	92,436.30	(29,051.00)	(97,413.43)	1,196.45		0.00	
CHN.AX - Chalice Mining Limited			1,113.00	9,012.99				1,113.00	9,012.99	8,258.46
CCL.AX - Coca-cola Amatil Limited			582.00	5,033.23	(582.00)	(5,033.23)	56.78		0.00	
CSL.AX - CSL Limited										

**AMN SUPER FUND**

**Investment Movement Report**

As at 30 June 2021

Investment	Opening Balance		Additions		Disposals			Closing Balance		
	Units	Cost	Units	Cost	Units	Cost	Accounting Profit/(Loss)	Units	Cost	Market Value
			46.00	12,875.80	(46.00)	(12,875.80)	(77.00)		0.00	
ELD.AX - Elders Limited			1,807.00	18,109.68	(1,807.00)	(18,109.68)	(30.90)		0.00	
ELO.AX - Elmo Software Limited			5,335.00	27,072.70	(5,335.00)	(27,072.70)	342.70		0.00	
FNP.AX - Freedom Foods Group Limited	1,234.00	5,153.39			(1,234.00)	(5,153.39)	(4,706.81)		0.00	
GXY.AX - Galaxy Resources Limited			24,558.00	30,999.07	(24,558.00)	(30,999.07)	69.64		0.00	
GGG.AX - Greenland Minerals and Energy Limited - Ordinary Fully Paid			38,000.00	9,519.95	(38,000.00)	(9,519.95)	(7.85)		0.00	
HCT.AX - Holista Colltech Limited	32,258.00	5,019.94			(32,258.00)	(5,019.94)	766.55		0.00	
JMS.AX - Jupiter Mines Limited.			17,857.00	5,019.91	(17,857.00)	(5,019.91)	189.62		0.00	
KGN.AX - Kogan.com Ltd			9,957.00	139,399.20	(9,957.00)	(139,399.21)	1,558.74		(0.01)	
LYC.AX - Lynas Rare Earths Limited	2,525.00	5,019.45	17,344.00	45,430.64	(19,869.00)	(50,450.09)	376.40		0.00	
MVP.AX - Medical Developments International Limited	187.00	1,354.30			(187.00)	(1,354.30)	(382.55)		0.00	
NAN.AX - Nanosonics Limited			1,522.00	10,031.68	(1,522.00)	(10,031.68)	125.64		0.00	
NAB.AX - National Australia Bank Limited										

**AMN SUPER FUND**

**Investment Movement Report**

As at 30 June 2021

Investment	Opening Balance		Additions		Disposals			Closing Balance		
	Units	Cost	Units	Cost	Units	Cost	Accounting Profit/(Loss)	Units	Cost	Market Value
	71.00	2,007.95			(71.00)	(2,007.95)	(139.30)		0.00	
NEW.AX1 - NEW Energy Solar Limited			22,028.00	18,039.53	(22,028.00)	(18,039.53)	(30.63)		0.00	
ORG.AX - Origin Energy Limited			4,377.00	18,148.38	(4,377.00)	(18,148.38)	(290.34)		0.00	
S32.AX - South32 Limited			4,390.00	9,019.45	(4,390.00)	(9,019.45)	(213.71)		0.00	
SPT.AX - Splitit Payments Ltd			34,195.00	51,419.59	(29,650.00)	(44,951.38)	(1,691.85)	4,545.00	6,468.21	2,363.40
SPL.AX - Starpharma Holdings Limited			7,114.00	9,019.16	(7,114.00)	(9,019.16)	66.81		0.00	
TD1.AX - Tali Digital Limited	27,027.00	2,019.95			(27,027.00)	(2,019.95)	(1,300.22)		0.00	
TLS.AX - Telstra Group Limited			5,818.00	16,155.76	(5,818.00)	(16,155.76)	(167.07)		0.00	
TSO.AX - Tesoro Resources Limited			225,480.00	55,909.98	(225,480.00)	(55,909.98)	581.80		0.00	
A2M.AX - The A2 Milk Company Limited			1,623.00	29,027.16	(1,623.00)	(29,027.16)	(503.70)		0.00	
WOR.AX - Worley Limited			11,366.00	111,335.12	(11,366.00)	(111,335.11)	130.47		0.01	
Z1P.AX - Zip Co Limited.	838.00	4,620.58	25,894.00	170,110.50	(26,732.00)	(174,731.10)	1,854.73		(0.02)	
ZNO.AX - Zoono Group Limited										

AMN SUPER FUND

# Investment Movement Report

As at 30 June 2021

Investment	Opening Balance		Additions		Disposals			Closing Balance		Market Value
	Units	Cost	Units	Cost	Units	Cost	Accounting Profit/(Loss)	Units	Cost	
			10,168.00	23,074.75	(10,168.00)	(23,074.75)	403.95		0.00	
		<b>37,714.54</b>		<b>994,326.06</b>		<b>(1,003,806.68)</b>	<b>(3,102.05)</b>		<b>28,233.92</b>	<b>19,658.01</b>
<b>Stapled Securities</b>										
SCG.AX2 - Scentre Group			7,250.00	15,231.59	(7,250.00)	(15,231.59)	96.41		0.00	
				<b>15,231.59</b>		<b>(15,231.59)</b>	<b>96.41</b>		<b>0.00</b>	
		<b>49,420.37</b>		<b>1,245,624.12</b>		<b>(1,254,816.98)</b>	<b>(3,005.64)</b>		<b>40,227.51</b>	<b>31,651.60</b>

# 85000 - Income Tax Payable/Refundable

2021 Financial Year

Preparer Desiree Yutuc

Reviewer Steven Lee

Status Completed

Account Code	Description	CY Balance	LY Balance	Change
85000	Income Tax Payable/Refundable	(\$53.89)	(\$241.48)	(77.68)%
<b>TOTAL</b>		<b>CY Balance</b>	<b>LY Balance</b>	
		(\$53.89)	(\$241.48)	

## Supporting Documents

- Tax Reconciliation Report [Report](#)
- Exempt Pension Reconciliation [Report](#)
- Statement of Taxable Income [Report](#)
- Non Deductible Expense Reconciliation [Report](#)
- ATO Income Tax 2021.pdf
- ATO Income Tax 2020.pdf

## Standard Checklist

- Attach Actuarial Certificate (if applicable)
- Attach any other Tax reconciliations
- Attach copy of Exempt Pension Reconciliation (if applicable)
- Attach copy of Non Deductible Expense Reconciliation (if applicable)
- Attach copy of Statement of Taxable Income
- Attach copy of Tax Reconciliation Report
- Confirm Transactions in ATO Portal



**AMN SUPER FUND****Statement of Taxable Income**

For the year ended 30 June 2021

	<b>2021</b>
	<b>\$</b>
Benefits accrued as a result of operations	(12,670.68)
<b>Less</b>	
Increase in MV of investments	1,228.12
Realised Accounting Capital Gains	(3,005.65)
	<u>(1,777.53)</u>
<b>Add</b>	
Franking Credits	98.88
TFN Credits - Dividends	89.00
Benefits Paid/Transfers Out	10,000.00
	<u>10,187.88</u>
SMSF Annual Return Rounding	(2.73)
	<u>(708.00)</u>
<b>Taxable Income or Loss</b>	<u>0.00</u>
Income Tax on Taxable Income or Loss	0.00
<b>Less</b>	
Franking Credits	98.88
	<u>(98.88)</u>
<b>TAX PAYABLE</b>	<u>(98.88)</u>
<b>Less</b>	
TFN Credits	89.00
	<u>(187.88)</u>
<b>CURRENT TAX OR REFUND</b>	<u>259.00</u>
Supervisory Levy	259.00
	<u>71.12</u>
<b>AMOUNT DUE OR REFUNDABLE</b>	<u>71.12</u>

\* Distribution tax components review process has not been completed for the financial year.



**Australian Government**  
**Australian Taxation Office**

**Agent** SUPERHELP AUSTRALIA PTY LTD  
**Client** THE TRUSTEE FOR AMN SUPER FUND  
**ABN** 40 198 801 842  
**TFN** 929 547 750

## Income tax 551

<b>Date generated</b>	21/06/2021
<b>Overdue</b>	\$0.00
<b>Not yet due</b>	\$0.00
<b>Balance</b>	\$0.00

## Transactions

4 results found - from **21 June 2019** to **21 June 2021** sorted by **processed date** ordered **newest to oldest**

Processed date	Effective date	Description	Debit (DR)	Credit (CR)	Balance
31 Aug 2020	31 Aug 2020	General interest charge			\$0.00
31 Aug 2020	28 Aug 2020	Payment received		\$258.71	\$0.00
31 Aug 2020	1 Jul 2020	General interest charge			\$258.71 DR
26 Aug 2020	30 Jun 2020	Tax return Self Man Superfund - Income Tax for the period from 01 Jul 18 to 30 Jun 19	\$258.71		\$258.71 DR



**Australian Government**  
**Australian Taxation Office**

**Agent** SUPERHELP AUSTRALIA PTY LTD  
**Client** THE TRUSTEE FOR AMN SUPER  
 FUND  
**ABN** 40 198 801 842  
**TFN** 929 547 750

## Income tax 551

<b>Date generated</b>	31 May 2023
<b>Overdue</b>	\$0.00
<b>Not yet due</b>	\$0.00
<b>Balance</b>	\$0.00

## Transactions

4 results found - from **31 May 2021** to **31 May 2023** sorted by **processed date** ordered **newest to oldest**

Processed date	Effective date	Description	Debit (DR)	Credit (CR)	Balance
23 Aug 2021	23 Aug 2021	General interest charge			\$0.00
23 Aug 2021	20 Aug 2021	Payment received		\$500.77	\$0.00
23 Aug 2021	1 Jul 2021	General interest charge			\$500.77 DR
18 Aug 2021	15 Jun 2021	Tax return Self Man Superfund - Income Tax for the period from 01 Jul 19 to 30 Jun 20	\$500.77		\$500.77 DR

## AMN SUPER FUND

## Tax Reconciliation Report

For the year ended 30 June 2021

Tax Return Label	Date	Account Code	Account Name	Amount \$
<b>C - Income - Gross interest</b>				
	01/07/2020	25000/23377104CDIA	CDIA CommSec Cash Account	0.98
	31/07/2020	25000/WBC119457	Westpac DIY Super Savings ***457	0.03
	01/08/2020	25000/23377104CDIA	CDIA CommSec Cash Account	1.70
	31/08/2020	25000/WBC119457	Westpac DIY Super Savings ***457	0.01
	01/09/2020	25000/23377104CDIA	CDIA CommSec Cash Account	0.69
	01/10/2020	25000/23377104CDIA	CDIA CommSec Cash Account	0.12
	01/12/2020	25000/23377104CDIA	CDIA CommSec Cash Account	0.62
	01/01/2021	25000/23377104CDIA	CDIA CommSec Cash Account	0.17
	01/02/2021	25000/23377104CDIA	CDIA CommSec Cash Account	0.39
	01/03/2021	25000/23377104CDIA	CDIA CommSec Cash Account	0.46
	01/04/2021	25000/23377104CDIA	CDIA CommSec Cash Account	0.24
	01/05/2021	25000/23377104CDIA	CDIA CommSec Cash Account	0.13
	01/06/2021	25000/23377104CDIA	CDIA CommSec Cash Account	0.21
<b>Sub-Total</b>				<b>5.75</b>
<b>Ignore Cents</b>				<b>0.75</b>
<b>Total</b>				<b>5.00</b>
<b>E - Income - Australian franking credits from a New Zealand company</b>				
	21/09/2020	23900/ZNO.AX	Zoono Group Limited	62.88
<b>Sub-Total</b>				<b>62.88</b>
<b>Ignore Cents</b>				<b>0.88</b>
<b>Total</b>				<b>62.00</b>
<b>J - Unfranked dividend amount</b>				
	17/07/2020	23900/AVH.AX	Avita Medical Inc.	3.51
	21/09/2020	23900/ZNO.AX	Zoono Group Limited	110.58
	26/03/2021	23900/BVS.AX	Bravura Solutions Limited.	81.25
	31/05/2021	23900/KGN.AX	Kogan.com Ltd	104.48
<b>Sub-Total</b>				<b>299.82</b>
<b>Ignore Cents</b>				<b>0.82</b>
<b>Total</b>				<b>299.00</b>
<b>K - Franked dividend amount</b>				
	03/07/2020	23900/NAB.AX	National Australia Bank Limited	21.30
	30/09/2020	23900/ANZ.AX	Australia And New Zealand Banking Group Limited	17.25
	10/12/2020	23900/NAB.AX	National Australia Bank Limited	21.30
	16/12/2020	23900/ANZ.AX	Australia And New Zealand Banking Group Limited	24.15
<b>Sub-Total</b>				<b>84.00</b>
<b>Ignore Cents</b>				<b>0.00</b>
<b>Total</b>				<b>84.00</b>
<b>L - Income - Dividend franking credit</b>				
	03/07/2020	23900/NAB.AX	National Australia Bank Limited	9.13
	30/09/2020	23900/ANZ.AX	Australia And New Zealand Banking Group Limited	7.39

## AMN SUPER FUND

## Tax Reconciliation Report

For the year ended 30 June 2021

Tax Return Label	Date	Account Code	Account Name	Amount \$
<b>L - Income - Dividend franking credit</b>				
	10/12/2020	23900/NAB.AX	National Australia Bank Limited	9.13
	16/12/2020	23900/ANZ.AX	Australia And New Zealand Banking Group Limited	10.35
<b>Sub-Total</b>				<b>36.00</b>
<b>Ignore Cents</b>				<b>0.00</b>
<b>Total</b>				<b>36.00</b>
<b>R1 - Assessable employer contributions</b>				
	28/08/2020	24200/NIEANN00001A	(Contributions) Niec, Anna Monica - Accumulation (Accumulation)	140.28
	02/11/2020	24200/NIEANN00001A	(Contributions) Niec, Anna Monica - Accumulation (Accumulation)	100.00
<b>Sub-Total</b>				<b>240.28</b>
<b>Ignore Cents</b>				<b>0.28</b>
<b>Total</b>				<b>240.00</b>
<b>R - Assessable contributions (R1 plus R2 plus R3 less R6)</b>				
Assessable employer contributions				240.28
<b>Sub-Total</b>				<b>240.28</b>
<b>Ignore Cents</b>				<b>0.28</b>
<b>Total</b>				<b>240.00</b>
<b>W - GROSS INCOME (Sum of labels A to U)</b>				
				726.00
<b>Sub-Total</b>				<b>726.00</b>
<b>Ignore Cents</b>				<b>0.00</b>
<b>Total</b>				<b>726.00</b>
<b>V - TOTAL ASSESSABLE INCOME (W less Y)</b>				
				726.00
<b>Sub-Total</b>				<b>726.00</b>
<b>Ignore Cents</b>				<b>0.00</b>
<b>Total</b>				<b>726.00</b>
<b>H1 - Expenses - SMSF auditor fee</b>				
	30/06/2021	30700	Auditor's Remuneration	450.00
<b>Sub-Total</b>				<b>450.00</b>
<b>Ignore Cents</b>				<b>0.00</b>
<b>Total</b>				<b>450.00</b>
<b>J1 - Expenses - Management and administration expenses</b>				
	30/06/2021	30100	Accountancy Fees	670.00
	30/06/2021	30800	ASIC Fees	55.00
	28/08/2020	30400	ATO Supervisory Levy	259.00
<b>Sub-Total</b>				<b>984.00</b>
<b>Ignore Cents</b>				<b>0.00</b>
<b>Total</b>				<b>984.00</b>
<b>N - TOTAL DEDUCTIONS</b>				

## AMN SUPER FUND

## Tax Reconciliation Report

For the year ended 30 June 2021

Tax Return Label	Date	Account Code	Account Name	Amount \$
<b>N - TOTAL DEDUCTIONS</b>				
				1,434.00
<b>Sub-Total</b>				<b>1,434.00</b>
<b>Ignore Cents</b>				<b>0.00</b>
<b>Total</b>				<b>1,434.00</b>
<b>O - TAXABLE INCOME OR LOSS</b>				
				(708.00)
<b>Sub-Total</b>				<b>(708.00)</b>
<b>Ignore Cents</b>				<b>0.00</b>
<b>Total</b>				<b>(708.00)</b>
<b>Z - TOTAL SMSF EXPENSES</b>				
				1,434.00
<b>Sub-Total</b>				<b>1,434.00</b>
<b>Ignore Cents</b>				<b>0.00</b>
<b>Total</b>				<b>1,434.00</b>
<b>E1 - Complying fund's franking credits tax offset</b>				
	03/07/2020	23900/NAB.AX	National Australia Bank Limited	9.13
	21/09/2020	23900/ZNO.AX	Zoono Group Limited	62.88
	30/09/2020	23900/ANZ.AX	Australia And New Zealand Banking Group Limited	7.39
	10/12/2020	23900/NAB.AX	National Australia Bank Limited	9.13
	16/12/2020	23900/ANZ.AX	Australia And New Zealand Banking Group Limited	10.35
<b>Sub-Total</b>				<b>98.88</b>
<b>Ignore Cents</b>				<b>0.00</b>
<b>Total</b>				<b>98.88</b>
<b>E - Refundable tax offsets</b>				
				98.88
<b>Sub-Total</b>				<b>98.88</b>
<b>Ignore Cents</b>				<b>0.00</b>
<b>Total</b>				<b>98.88</b>
<b>H3 - Credit for tax withheld – where ABN or TFN not quoted (non-individual)</b>				
	21/09/2020	23900/ZNO.AX	Zoono Group Limited	51.00
	26/03/2021	23900/BVS.AX	Bravura Solutions Limited.	38.00
<b>Sub-Total</b>				<b>89.00</b>
<b>Ignore Cents</b>				<b>0.00</b>
<b>Total</b>				<b>89.00</b>
<b>H - Eligible credits</b>				
				89.00
<b>Sub-Total</b>				<b>89.00</b>
<b>Ignore Cents</b>				<b>0.00</b>
<b>Total</b>				<b>89.00</b>

AMN SUPER FUND

# Tax Reconciliation Report

For the year ended 30 June 2021

Tax Return Label	Date	Account Code	Account Name	Amount \$
<b>I - Remainder of refundable tax offsets</b>				
				98.88
<b>Sub-Total</b>				<b>98.88</b>
<b>Ignore Cents</b>				<b>0.00</b>
<b>Total</b>				<b>98.88</b>
<b>L - Supervisory levy</b>				
				259.00
<b>Sub-Total</b>				<b>259.00</b>
<b>Ignore Cents</b>				<b>0.00</b>
<b>Total</b>				<b>259.00</b>
<b>S - AMOUNT DUE OR REFUNDABLE</b>				
				71.12
<b>Sub-Total</b>				<b>71.12</b>
<b>Ignore Cents</b>				<b>0.00</b>
<b>Total</b>				<b>71.12</b>

AMN SUPER FUND

# Pension Non Deductible Expense Report

For The Period 01 July 2020 - 30 June 2021

	Date	Account Code	Account Description	Amount	Expense %	Deductible	Non Deductible	
<b>Segment - 01 July 2020 to 30 June 2021</b>								
<b>Label H</b>								
	30/06/2021	30700	Auditor's Remuneration	450.00				
			<b>Total</b>	450.00	0.000 %	450.00	0.00	
<b>Label J</b>								
	30/06/2021	30800	ASIC Fees	55.00				
	30/06/2021	30100	Accountancy Fees	670.00				
			<b>Total</b>	725.00	0.000 %	725.00	0.00	
	28/08/2020	30400	ATO Supervisory Levy	259.00				
			<b>Total</b>	259.00	0.000 %	259.00	0.00	
						<b>Label Total</b>	984.00	0.00
						<b>Total Segment Expenses</b>	<b>1,434.00</b>	<b>0.00</b>
						<b>Total Expenses *</b>	<b>1,434.00</b>	<b>0.00</b>

\* General expense percentage - 0.000 %

\* Investment expense percentage - 0.000 %



AMN SUPER FUND

**Exempt Current Pension Income Reconciliation**

For The Period 01 July 2020 - 30 June 2021

	Date	Account Code	Account Description	Taxable Amount	Actuary/Pool %	Exempt Amount
<b>Segment - 01 July 2020 to 30 June 2021</b>						
<b>Label C</b>						
	01/07/2020	25000/23377104CDIA	CDIA CommSec Cash Account	0.98		
	31/07/2020	25000/WBC119457	Westpac DIY Super Savings ***457	0.03		
	01/08/2020	25000/23377104CDIA	CDIA CommSec Cash Account	1.70		
	31/08/2020	25000/WBC119457	Westpac DIY Super Savings ***457	0.01		
	01/09/2020	25000/23377104CDIA	CDIA CommSec Cash Account	0.69		
	01/10/2020	25000/23377104CDIA	CDIA CommSec Cash Account	0.12		
	01/12/2020	25000/23377104CDIA	CDIA CommSec Cash Account	0.62		
	01/01/2021	25000/23377104CDIA	CDIA CommSec Cash Account	0.17		
	01/02/2021	25000/23377104CDIA	CDIA CommSec Cash Account	0.39		
	01/03/2021	25000/23377104CDIA	CDIA CommSec Cash Account	0.46		
	01/04/2021	25000/23377104CDIA	CDIA CommSec Cash Account	0.24		
	01/05/2021	25000/23377104CDIA	CDIA CommSec Cash Account	0.13		
	01/06/2021	25000/23377104CDIA	CDIA CommSec Cash Account	0.21		
			<b>Total</b>	5.75	0.000 %	<b>0.00</b>
<b>Label E</b>						
	21/09/2020	23900/ZNO.AX	Zoono Group Limited	62.88		
			<b>Total</b>	62.88	0.000 %	<b>0.00</b>
<b>Label J</b>						
	17/07/2020	23900/AVH.AX	Avita Medical Inc.	3.51		
	21/09/2020	23900/ZNO.AX	Zoono Group Limited	110.58		
	26/03/2021	23900/BVS.AX	Bravura Solutions Limited.	81.25		

AMN SUPER FUND

Exempt Current Pension Income Reconciliation

For The Period 01 July 2020 - 30 June 2021

	Date	Account Code	Account Description	Taxable Amount	Actuary/Pool %	Exempt Amount
<b>Label J</b>						
	31/05/2021	23900/KGN.AX	Kogan.com Ltd	104.48		
			<b>Total</b>	299.82	0.000 %	<b>0.00</b>
<b>Label K</b>						
	03/07/2020	23900/NAB.AX	National Australia Bank Limited	21.30		
	30/09/2020	23900/ANZ.AX	Australia And New Zealand Banking Group	17.25		
	10/12/2020	23900/NAB.AX	National Australia Bank Limited	21.30		
	16/12/2020	23900/ANZ.AX	Australia And New Zealand Banking Group	24.15		
			<b>Total</b>	84.00	0.000 %	<b>0.00</b>
<b>Label L</b>						
	03/07/2020	23900/NAB.AX	National Australia Bank Limited	9.13		
	30/09/2020	23900/ANZ.AX	Australia And New Zealand Banking Group	7.39		
	10/12/2020	23900/NAB.AX	National Australia Bank Limited	9.13		
	16/12/2020	23900/ANZ.AX	Australia And New Zealand Banking Group	10.35		
			<b>Total</b>	36.00	0.000 %	<b>0.00</b>
					<b>Total Segment ECPI *</b>	<b>0.00</b>
					<b>SMSF Annual Return Rounding</b>	<b>0.00</b>
					<b>Total ECPI</b>	<b>0.00</b>

\* Total Segment ECPI does not include ECPI amounts from Label A. The total ECPI from Label A is shown separately at the start of the report.

# 88000 - Sundry Creditors

2021 Financial Year

Preparer Desiree Yutuc

Reviewer Steven Lee

Status Completed

Account Code	Description	CY Balance	LY Balance	Change
88000	Sundry Creditors	(\$1,175.00)	(\$1,070.00)	9.81%
<b>TOTAL</b>		<b>CY Balance</b>	<b>LY Balance</b>	
		(\$1,175.00)	(\$1,070.00)	

## Supporting Documents

- General Ledger [Report](#)

## Standard Checklist

- Attach all source documentation and confirmations of Liability

AMN SUPER FUND  
**General Ledger**

As at 30 June 2021

Transaction Date	Description	Units	Debit	Credit	Balance \$
<b>Sundry Creditors (88000)</b>					
<u>Sundry Creditors (88000)</u>					
01/07/2020	Opening Balance				1,070.00 CR
26/08/2020	Withdrawal-Osko Payment 1897269 Superhelp Australia Annual Fee Superhelp		1,070.00		0.00 DR
02/11/2020	Transfer from NetBank transfer only			359.00	359.00 CR
20/11/2020	Transfer to xx8747 NetBank reversal		359.00		0.00 DR
30/06/2021				1,120.00	1,120.00 CR
30/06/2021				55.00	1,175.00 CR
			<b>1,429.00</b>	<b>1,534.00</b>	<b>1,175.00 CR</b>

**Total Debits: 1,429.00**

**Total Credits: 1,534.00**

# A - Financial Statements

2021 Financial Year

---

**Preparer** Desiree Yutuc

**Reviewer** Steven Lee

**Status** Completed

## Supporting Documents

No supporting documents

## Standard Checklist

- Attach copy of Financial Statements
- Attach copy of SMSF Annual Return

## B - Permanent Documents

2021 Financial Year

---

**Preparer** Desiree Yutuc

**Reviewer** Steven Lee

**Status** Completed

### Supporting Documents

- Fund Summary Report Report

### Standard Checklist

- Attach latest copy of ASIC annual company statement (if corporate trustee)
- Ensure latest copies of ATO Trustee Declarations and ATO confirmation that the fund is a regulated fund is attached
- Ensure latest copies of trustee consents, member consents and registers are attached
- Ensure latest copy of trust deed (including amendments) are attached
- Use [Australian Business Register](#) to ensure details are correct
- Use [Super Fund Lookup](#) to check the eligibility to receive rollovers and contributions

# AMN SUPER FUND

## Fund Summary Report

As at 30 June 2021

---

### Fund Details

Date Formed: 11/08/2011  
Tax File Number: Provided  
ABN: 40198801842

Period: 01/07/2020 - 30/06/2021  
Fund Type: SMSF  
GST Registered: No

### Postal Address:

9 Garden Street  
Mount Pritchard, New South Wales 2170

### Physical Address:

9 Garden Street  
Mount Pritchard, New South Wales 2170

### Members

Number of Members: 1

Name	Age	Member Accounts	Pension Accounts	Tax File Number	Beneficiary Details
Niec, Anna Monica	51	1	0	Provided	Not Provided

### Fund Relationships

Relationship Type	Contact
Accountant	Superhelp Australia Pty Limited
Auditor	Super Audits Pty Ltd
Fund Contact	Niec, Anna Monica
Tax Agent	Superhelp Australia Pty Limited
Trustee	Niec Pty Ltd Niec, Anna Monica

## C - Other Documents

2021 Financial Year

---

**Preparer** Desiree Yutuc

**Reviewer** Steven Lee

**Status** Completed

### Supporting Documents

- Investment Strategy.pdf

### Standard Checklist

- Attach copy of any SOAs issued during the Financial Year
- Attach copy of Investment Strategy
- Attach signed Engagement Letter
- Attach signed Trustee Representation Letter
- Attach Trustee Minutes prepared during the year



### Investment Strategy end FY 20-21

The allocation of AMN Super Fund's funds for the financial year ending 30<sup>th</sup> of June 2021 remains:

1. Australian Equities
2. Cash

The decision for this allocation reflect :

- A) The funds limited equity pool which make investment in real estate prohibitive, and the requirements for growth over the next 5 to 10 years ( in excess of returns on cash, zero returns on gold; and the high risk of investment in Bitcoin and related coins)
- Following the government's Covid hardship transfer of \$20K ( two transfers of \$10K; dated 30<sup>th</sup> of June 2020 and 12<sup>th</sup> Feb 2021 ) the funds equity was reduced substantially, and is reflected in the funds balance at the end of FY2021
  - In order to increase the fund's equity AMN Funds were consistently re-invested in the Australian Stock Exchange as to generate cash flow, and compound growth; however, this has resulted in less than desired outcomes due to a small percentage of selected growth stocks underperforming significantly within a short period of time , resulting in a significant draw downs in the funds equity, please see below:
    - The allocation of funds to a very few selected stocks, namely KGN and SPT experienced significant drawdowns during FY 20-21, due to the Covid's post pandemic inflationary economic environment, and reduced consumer spending both companies have underperformed. These conditions when rectified should reflect in the companies's improved performance and subsequent to that a significantly increased share price. The timeframe allowed for this is 5 to 10 years and well within the retirement time where the funds will be drawn upon.
  - The Investment Strategy will be reviewed every 12 months to ensure prompt return to profitability , and a return of at least 10% pa
- B) The director's continual commitment to investing profitably in Australian equities,
- a. including the participation in professional conferences
  - b. sourcing mentorship from well established and profitable stock investors
  - c. and participation in continuing education

Finally, to rectify the current low equity in the fund, the trustee for the fund has decided to initiate regular personal superannuation payments going forward, the commencement of the superannuation payments will be announced in the future minutes of the fund with the anticipated commencement being the FY 2022-2023;

End of Investment Strategy FY20-21

Signed :



Anna Niec Trustee, AMN Super Fund

# D - Pension Documentation

2021 Financial Year

---

**Preparer** Desiree Yutuc

**Reviewer** Steven Lee

**Status** Completed

## Supporting Documents

- Transfer Balance Account Summary [Report](#)

## Standard Checklist

- Attach Actuarial Certificate
- Attach documentation supporting any pensions commenced during the financial year
- Attach documentation supporting any pensions commuted during the financial year
- Ensure correct Transfer Balance Account Reports have been lodged with the ATO

**AMN SUPER FUND**

**Transfer Balance Account Summary**

For The Period 01 July 2020 - 30 June 2021

---

Member	Pension Type	Date	Lodgment Date	Transaction Type	Event Type	Debit	Credit	Balance	Cap Limit	Remaining Cap
--------	--------------	------	------------------	------------------	---------------	-------	--------	---------	-----------	---------------

---

Anna Monica Niec

# E - Estate Planning

2021 Financial Year

---

**Preparer** Desiree Yutuc

**Reviewer** Steven Lee

**Status** Completed

## Supporting Documents

No supporting documents

## Standard Checklist

- Attach Death Benefit Nominations (if applicable)
- Attach Life Insurance Policies (if applicable)
- Attach Reversionary Pension documentation (if applicable)
- Attach SMSF Will (if applicable)
- Review current Estate planning to ensure it matches wishes of members