
Financial statements and reports for the year ended
30 June 2021

TM CHONG PTY LTD SUPERANNUATION FUND

Prepared for: T.M. Chong Pty Ltd

Reports Index

Detailed Statement of Financial Position

Detailed Operating Statement

Notes to the Financial Statements

Trustees Declaration

Compilation Report

Statement of Taxable Income

Members Statement

Members Summary

Investment Summary

TM CHONG PTY LTD SUPERANNUATION FUND

Detailed Statement of Financial Position

As at 30 June 2021

	Note	2021 \$	2020 \$
Assets			
Investments			
Real Estate Properties (Australian - Residential)	2		
Suite 2, Level 6, 15 Collins Street, Melbourne		850,000.00	850,000.00
Shares in Listed Company (Australian)	3		
Agl Energy Limited		46,649.80	13,640.00
AMP Limited		41,023.13	17,353.53
ASX Limited		91,231.54	88,624.44
Australia And New Zealand Banking Group Limited		178,808.80	114,952.88
BHP Group Limited		94,760.07	69,884.82
Blue Scope Steel		24,397.56	33,807.48
Challenger Limited		37,983.61	28,625.31
Cimic Group Limited		66,717.94	60,975.36
Coca-Cola Amatil Limited		0.00	31,470.44
Coles Group Limited.		33,906.56	34,065.28
Commonwealth Bank Of Australia.		587,035.86	395,416.32
Computershare Limited.		845.00	11,554.00
Crown Limited		79,773.18	64,769.66
CSL Limited		770,868.57	743,330.00
Cue Energy Resources Limited		20,034.00	14,402.00
Fletcher Building Limited		11,573.76	5,671.80
Iluka Resources Limited		0.00	11,870.60
Imdex Limited - Ordinary Fully Paid		55,636.92	30,273.03
Insurance Australia Group Limited		47,085.00	0.00
Lynas Corporation Limited		54,307.81	31,898.48
Medibank Private Ltd		43,288.84	28,258.49
Mesoblast Limited		31,986.90	0.00
National Australia Bank Limited		241,905.72	162,795.70
New Zealand Oil & Gas Limited		15,175.29	17,509.95
Newcrest Mining Limited		33,040.96	33,358.74
Onemarket		197.88	197.88
Origin Energy Limited		46,931.06	37,615.44
Paladin Resources Limited		183.86	35.70
Platinum Asset Management Limited		10,610.51	8,060.53
QBE Insurance Group Limited		14,890.20	12,173.64
Retail Food Group Limited		1,541.00	1,610.00
RIO Tinto Limited		228,078.64	182,009.68
Santos Limited		0.00	11,978.00
South32 Limited		8,365.15	5,824.20
Tabcorp Holdings Limited		36,860.88	35,523.80

TM CHONG PTY LTD SUPERANNUATION FUND

Detailed Statement of Financial Position

As at 30 June 2021

	Note	2021 \$	2020 \$
Investments			
Telstra Corporation Limited.		226,449.76	188,172.47
The Star Entertainment Group Limited		7,018.38	10,422.80
TPG Telecom Limited.		7,756.14	11,064.27
Unibail-rodamco-westfield		8,406.40	5,979.20
Wesfarmers Limited		134,038.80	97,908.72
Westpac Banking Corporation		48,032.41	32,166.40
Woodside Petroleum Ltd		50,483.33	47,197.00
Woolworths Group Limited		237,664.29	215,403.84
Stapled Securities	4		
Sydney Airport		33,170.91	0.00
Units in Listed Unit Trusts (Australian)	5		
Scentre Grp Stapled Securities		26,265.64	20,801.62
Transurban Group		508,380.98	482,313.42
Total Investments		<u>5,093,363.04</u>	<u>4,300,966.92</u>
Other Assets			
Bank Account	6		
Cash at Bank - ANZ Cash Management 2595-74599		437,183.44	238,090.87
Cash at Bank - ANZ Term Deposit 9772-29044		0.00	250,000.00
Cash at Bank - Macquarie 118921865		61,347.90	55,408.76
Distributions Receivable			
Transurban Group		7,159.83	5,461.44
Dividends Receivable			
Agl Energy Limited		0.00	2,224.00
Dividend Reinvestment - Residual Account			
Amp Limited		0.00	6.16
Australia & New Zealand Banking Group Limited		0.00	18.06
Challenger Limited		0.00	7.89
Coca-Cola Amatil Limited		0.00	2.58
Commonwealth Bank of Australia		0.00	75.56
National Australia Bank Limited		0.00	7.07
Newcrest Mining Limited		0.00	14.04
Origin Energy Limited		0.00	8.88
Rio Tinto Limited		0.00	61.21
Sca Property Group		0.00	0.97
Tabcorp Holdings Limited		0.00	6.82
Tattersall's Limited		0.00	3.36
Telstra Corporation Limited		0.00	12.82
Transurban Group		0.00	8.96
Wesfarmers Limited		0.00	2.76

TM CHONG PTY LTD SUPERANNUATION FUND

Detailed Statement of Financial Position

As at 30 June 2021

	Note	2021	2020
		\$	\$
Other Assets			
Westpac Banking Corporation		0.00	5.74
Woodside Petroleum Limited		0.00	16.21
Woolworths Limited		0.00	38.76
Income Tax Refundable		33,371.33	104,353.27
Total Other Assets		<u>539,062.50</u>	<u>655,836.19</u>
Total Assets		<u>5,632,425.54</u>	<u>4,956,803.11</u>
Less:			
Liabilities			
GST Payable		11,863.48	6,946.29
PAYG Payable		0.00	1,460.00
Sundry Creditors		22,597.44	28,686.51
Total Liabilities		<u>34,460.92</u>	<u>37,092.80</u>
Net assets available to pay benefits		<u>5,597,964.62</u>	<u>4,919,710.31</u>
Represented By :			
Liability for accrued benefits allocated to members' accounts	7, 8		
Chong, Carol Oi Wah - Pension (Pension)		1,368,164.67	1,216,434.09
Chong, Carol Oi Wah - Accumulation		981,804.82	851,709.92
Chong, Terry Min Sin - Pension (Pension)		1,904,150.69	1,690,794.92
Chong, Terry Min Sin - Accumulation		1,218,938.83	1,057,402.56
Chong, Christopher - Accumulation		63,113.79	50,378.30
Chong, Jonathan Wee Li - Accumulation		61,791.82	52,990.52
Total Liability for accrued benefits allocated to members' accounts		<u>5,597,964.62</u>	<u>4,919,710.31</u>

TM CHONG PTY LTD SUPERANNUATION FUND

Detailed Operating Statement

For the year ended 30 June 2021

	2021	2020
	\$	\$
Income		
Investment Income		
Trust Distributions		
Scentre Grp Stapled Securities	671.00	2,166.39
Transurban Group	12,339.18	16,451.48
	<u>13,010.18</u>	<u>18,617.87</u>
Dividends Received		
Agl Energy Limited	2,321.69	888.00
AMP Limited	935.50	0.00
ASX Limited	2,591.13	3,734.72
Australia And New Zealand Banking Group Limited	3,730.30	9,428.00
BHP Group Limited	4,030.60	4,157.70
Blue Scope Steel	330.48	404.88
Challenger Limited	657.40	1,472.46
Cimic Group Limited	0.00	664.56
Coca-Cola Amatil Limited	285.84	806.46
Coles Group Limited.	1,200.32	1,299.52
Commonwealth Bank Of Australia.	14,246.08	23,529.66
Computershare Limited.	336.12	0.00
Crown Limited	0.00	4,018.80
CSL Limited	7,398.79	7,577.86
Fletcher Building Limited	156.89	196.78
Iluka Resources Limited	0.00	110.25
Imdex Limited - Ordinary Fully Paid	463.64	1,263.65
Insurance Australia Group Limited	560.00	0.00
Medibank Private Ltd	1,657.58	1,474.36
National Australia Bank Limited	5,412.90	14,146.52
Newcrest Mining Limited	502.85	192.97
Origin Energy Limited	2,019.23	1,861.80
Platinum Asset Management Limited	497.03	583.47
QBE Insurance Group Limited	54.96	686.14
RIO Tinto Limited	13,348.99	12,193.14
Santos Limited	0.00	927.72
South32 Limited	90.72	212.76
Tabcorp Holdings Limited	747.52	1,275.23
Telstra Corporation Limited.	9,927.52	8,804.72
TPG Telecom Limited.	732.25	61.95
Treasury Wine Estates Limited	241.50	0.00
Unibail-rodamco-westfield	0.00	966.42
Wesfarmers Limited	4,036.32	3,243.75
Westpac Banking Corporation	1,611.12	1,389.60
Woodside Petroleum Ltd	1,160.44	1,685.57
Woolworths Group Limited	5,876.06	5,830.68
	<u>87,161.77</u>	<u>115,090.10</u>
Interest Received		
ATO	33.78	0.00
Cash at Bank - ANZ Cash Management 2595-74599	240.74	154.65
Cash at Bank - ANZ Term Deposit 9772-29044	1,665.61	8,508.31
Cash at Bank - Macquarie 118921865	7.29	185.97
	<u>1,947.42</u>	<u>8,848.93</u>
Property Income		
Suite 2, Level 6, 15 Collins Street, Melbourne	44,551.24	59,904.10

TM CHONG PTY LTD SUPERANNUATION FUND

Detailed Operating Statement

For the year ended 30 June 2021

	2021	2020
	\$	\$
	<u>44,551.24</u>	<u>59,904.10</u>
Contribution Income		
Employer Contributions - Concessional		
Christopher Chong	5,162.90	6,631.75
Jonathan Wee Li Chong	711.23	9,155.62
	<u>5,874.13</u>	<u>15,787.37</u>
Personal Contributions - Non Concessional		
Christopher Chong	0.00	661.56
Jonathan Wee Li Chong	0.00	661.56
	<u>0.00</u>	<u>1,323.12</u>
Investment Gains		
Realised Movements in Market Value		
Shares in Listed Company (Australian)		
Agl Energy Limited	(7,117.68)	0.00
AMP Limited	(24,652.94)	0.00
ASX Limited	(280.11)	0.00
BHP Group Limited	1,976.62	0.00
Blue Scope Steel	24,918.82	0.00
Challenger Limited	(2,988.15)	0.00
Cimic Group Limited	(15,268.51)	0.00
Coca-Cola Amatil Limited	5,850.23	8,057.80
Computershare Limited.	4,366.04	0.00
Crown Limited	(1,999.63)	0.00
CSL Limited	(494.55)	0.00
Cue Energy Resources Limited	6,046.28	7,228.88
Fletcher Building Limited	472.35	0.00
Iluka Resources Limited	3,179.93	2,949.32
Imdex Limited - Ordinary Fully Paid	901.76	5,216.46
Insurance Australia Group Limited	1,100.62	0.00
Lynas Corporation Limited	5,466.42	0.00
Medibank Private Ltd	210.38	1,211.00
Mesoblast Limited	(7,581.55)	0.00
Newcrest Mining Limited	294.65	0.00
Origin Energy Limited	(2,976.97)	0.00
QBE Insurance Group Limited	1,746.94	0.00
RIO Tinto Limited	10,353.76	3,349.28
Santos Limited	5,601.86	50,814.93
Tabcorp Holdings Limited	4,266.24	0.00
Telstra Corporation Limited.	(27,287.56)	(1,144.12)
The Star Entertainment Group Limited	6,599.35	0.00
Treasury Wine Estates Limited	4,275.65	0.00
Woodside Petroleum Ltd	(6,584.30)	(6,987.43)
	<u>(9,604.04)</u>	<u>70,696.11</u>
Stapled Securities		
Sydney Airport	836.47	0.00
	<u>836.47</u>	<u>0.00</u>
Units in Listed Unit Trusts (Australian)		
Transurban Group	(1,325.28)	0.00
	<u>(1,325.28)</u>	<u>0.00</u>
Unrealised Movements in Market Value		
Real Estate Properties (Australian - Residential)		

TM CHONG PTY LTD SUPERANNUATION FUND

Detailed Operating Statement

For the year ended 30 June 2021

	2021	2020
	\$	\$
Suite 2, Level 6, 15 Collins Street, Melbourne	(9,953.30)	53.00
	<u>(9,953.30)</u>	<u>53.00</u>
Shares in Listed Company (Australian)		
Agl Energy Limited	(15,434.83)	(232.00)
AMP Limited	18,530.50	(2,479.07)
ASX Limited	(6,725.52)	3,124.38
Australia And New Zealand Banking Group Limited	60,125.62	(58,347.01)
BHP Group Limited	24,875.25	(10,418.34)
Blue Scope Steel	(4,361.31)	(1,041.12)
Challenger Limited	13,977.57	(10,129.75)
Cimic Group Limited	6,297.32	(14,675.31)
Coca-Cola Amatil Limited	(96.96)	(4,905.09)
Coles Group Limited.	(158.72)	34,065.28
Commonwealth Bank Of Australia.	177,373.46	(73,966.42)
Computershare Limited.	(1,235.56)	1,504.31
Crown Limited	21,579.23	(18,620.44)
CSL Limited	(1,400.67)	186,480.00
Cue Energy Resources Limited	(4,599.78)	405.13
Fletcher Building Limited	7,046.58	(1,989.24)
Iluka Resources Limited	(1,922.52)	(4,517.17)
Imdex Limited - Ordinary Fully Paid	25,363.89	(8,750.50)
Insurance Australia Group Limited	2,404.86	0.00
Lynas Corporation Limited	25,758.34	1,647.99
Medibank Private Ltd	4,197.30	(4,725.50)
Mesoblast Limited	(692.31)	0.00
National Australia Bank Limited	73,697.12	(75,478.18)
New Zealand Oil & Gas Limited	(2,334.66)	(2,334.66)
Newcrest Mining Limited	(6,234.69)	2,500.77
Onemarket	0.00	265.20
Origin Energy Limited	(4,230.26)	(9,180.93)
Paladin Resources Limited	148.16	(8.92)
Platinum Asset Management Limited	2,549.98	(2,420.32)
QBE Insurance Group Limited	4,838.22	(3,962.48)
Retail Food Group Limited	(69.00)	(1,380.00)
RIO Tinto Limited	46,089.12	(10,629.53)
Santos Limited	(280.25)	(40,272.27)
South32 Limited	2,540.95	(3,254.70)
Tabcorp Holdings Limited	13,962.35	(6,563.89)
Telstra Corporation Limited.	70,821.97	(39,929.88)
The Star Entertainment Group Limited	(290.93)	299.02
TPG Telecom Limited.	(3,308.13)	3,085.11
Unibail-rodamco-westfield	2,427.20	(9,220.40)
Wesfarmers Limited	32,093.76	18,728.97
Westpac Banking Corporation	14,254.89	(18,484.52)
Woodside Petroleum Ltd	11,898.50	(11,576.56)
Woolworths Group Limited	5,343.27	22,754.10
	<u>614,819.31</u>	<u>(174,633.94)</u>
Stapled Securities		
Sydney Airport	1,848.36	0.00
	<u>1,848.36</u>	<u>0.00</u>
Units in Listed Unit Trusts (Australian)		
Scentre Grp Stapled Securities	5,464.02	(16,008.62)
Transurban Group	7,407.15	(21,534.46)

TM CHONG PTY LTD SUPERANNUATION FUND

Detailed Operating Statement

For the year ended 30 June 2021

	2021	2020
	\$	\$
	<u>12,871.17</u>	<u>(37,543.08)</u>
Other Revaluations	(297.85)	0.00
	<u>(297.85)</u>	<u>0.00</u>
Changes in Market Values	<u>609,194.84</u>	<u>(141,427.91)</u>
Total Income	<u>761,739.58</u>	<u>78,143.58</u>
Expenses		
ATO Supervisory Levy	259.00	259.00
Bank Charges	2.50	61.00
	<u>261.50</u>	<u>320.00</u>
Depreciation		
Suite 2, Level 6, 15 Collins Street, Melbourne	305.00	53.00
	<u>305.00</u>	<u>53.00</u>
Investment Expenses		
Suite 2, Level 6, 15 Collins Street, Melbourne	11,123.10	10,419.52
	<u>11,123.10</u>	<u>10,419.52</u>
Member Payments		
Pensions Paid		
Chong, Carol Oi Wah - Pension (Pension)	39,912.00	36,900.00
Chong, Terry Min Sin - Pension (Pension)	53,112.00	51,300.00
	<u>93,024.00</u>	<u>88,200.00</u>
Total Expenses	<u>104,713.60</u>	<u>98,992.52</u>
Benefits accrued as a result of operations before income tax	<u>657,025.98</u>	<u>(20,848.94)</u>
Income Tax Expense		
Income Tax Expense	(21,228.33)	(27,157.19)
Total Income Tax	<u>(21,228.33)</u>	<u>(27,157.19)</u>
Benefits accrued as a result of operations	<u>678,254.31</u>	<u>6,308.25</u>

Notes to the Financial Statements

For the year ended 30 June 2021

Note 1: Summary of Significant Accounting Policies

The trustees have prepared the financial statements on the basis that the Superannuation Fund is not a reporting entity because it is not publicly accountable and is not required by law or governing document to prepare financial statements that comply with Australian Accounting Standards. The financial statements are therefore special purpose financial statements that have been prepared in order to meet the requirements of the Superannuation Industry (Supervision) Act 1993 and associated Regulations, the trust deed of the Fund and the needs of members.

The financial statements have been prepared on a cash basis and are based on historical costs, except for investments which have been measured at market value.

The following significant accounting policies, which are consistent with the policies applied in the previous period unless otherwise stated, have been adopted in the preparation of the financial statements.

The financial statements were authorised for issue by the Director(s).

a. Measurement of Investments

The Fund initially recognises:

- (i) an investment when it controls the future economic benefits expected to flow from the asset. For financial assets, the trade date is considered to be the date on which control of the future economic benefits attributable to the asset passes to the Fund; and
- (ii) a financial liability on the date it becomes a party to the contractual provisions of the instrument.

Investments of the Fund have been measured at market value, which refers to the amount that a willing buyer could reasonably be expected to pay to acquire an asset from a willing seller if the following assumptions were made:

- that the buyer and the seller deal with each other at arm's length in relation to the sale;
- that the sale occurred after proper marketing of the asset; and
- that the buyer and the seller acted knowledgeably and prudentially in relation to the sale.

Market value has been determined as follows:

- (i) shares and other securities listed on the Australian Securities Exchange by reference to the relevant market quotations at the end of the reporting period;
- (ii) units in managed funds by reference to the unit redemption price at the end of the reporting period;
- (iii) fixed-interest securities by reference to the redemption price at the end of the reporting period;
- (iv) unlisted investments are stated at trustees' assessment based on estimated market value at balance date or where necessary, an external valuer's opinion; and
- (v) investment properties at the trustees' assessment of the market value or where necessary a qualified independent valuer's opinion at the end of reporting period.

Financial liabilities, such as trade creditors and other payables, are measured at the gross value of the outstanding balance at the end of the reporting period. The trustees have determined that the gross values of the Fund's financial liabilities is equivalent to their market values. Any remeasurement changes in the gross values of non-current financial liabilities (including liabilities for members' accrued benefits) are recognised in the operating statement in the periods in which they occur.

b. Cash and Cash Equivalents

Cash and cash equivalents include cash on hand and at call, deposits with banks and short-term, highly liquid investments that are readily convertible to cash and subject to an insignificant risk of change in value.

c. Revenue

Revenue is recognised to the extent that it is probable that the economic benefits will flow to the Fund and the revenue can be reliably measured. Revenue is recognised at the fair value of the consideration received or receivable.

Notes to the Financial Statements

For the year ended 30 June 2021

Interest revenue

Interest revenue is recognised in respect of fixed-interest securities, and cash and cash equivalent balances. Interest revenue is recognised upon receipt.

Dividend revenue

Dividend revenue is recognised when the dividend has been paid or, in the case of dividend reinvestment schemes, when the dividend is credited to the benefit of the fund.

Rental revenue

Rental revenue arising from operating leases on investment properties is recognised upon receipt.

Distribution revenue

Distributions from unit trusts and managed funds are recognised as at the date the unit value is quoted ex-distribution and if not received at the end of the reporting period, are reflected in the statement of financial position as a receivable at market value.

Remeasurement changes in market values

Remeasurement changes in the market values of assets are recognised as income and determined as the difference between the market value at year-end or consideration received (if sold during the year) and the market value as at the prior year-end or cost (if acquired during the period).

Contributions

Contributions and transfers in are recognised when the control and the benefits from the revenue have been attained and are recorded by the Fund, gross of any taxes, in the period to which they relate.

d. Liability for Accrued Benefits

The liability for accrued benefits represents the Fund's present obligation to pay benefits to members and beneficiaries, and has been calculated as the difference between the carrying amount of the assets and the carrying amount of the other payables and income tax liabilities as at the end of the reporting period.

e. Goods and Services Tax (GST)

Revenues, expenses and assets are recognised net of the amount of GST, except where the amount of GST incurred is not recoverable from the Australian Taxation Office (ATO).

The net amount of GST recoverable from, or payable to, the ATO is included with other receivables or other payables in the statement of financial position.

f. Critical Accounting Estimates and Judgements

The preparation of financial statements requires the trustees to make judgements, estimates and assumptions that affect the application of accounting policies and the reported amounts of assets and liabilities, income and expenses. Actual results may differ from these estimates.

Estimates and underlying assumptions are reviewed on an ongoing basis. Revisions to accounting estimates are recognised in the period in which the estimate is revised and in any future period affected.

Note 2: Real Estate Properties (Australian - Residential)

	2021 \$	2020 \$
Suite 2, Level 6, 15 Collins Street, Melbourne	850,000.00	850,000.00

Notes to the Financial Statements

For the year ended 30 June 2021

850,000.00

850,000.00

Note 3: Shares in Listed Company (Australian)

	2021	2020
	\$	\$
Agl Energy Limited	46,649.80	13,640.00
AMP Limited	41,023.13	17,353.53
Australia And New Zealand Banking Group Limited	178,808.80	114,952.88
ASX Limited	91,231.54	88,624.44
BHP Group Limited	94,760.07	69,884.82
Blue Scope Steel	24,397.56	33,807.48
Commonwealth Bank Of Australia.	587,035.86	395,416.32
Coca-Cola Amatil Limited	0.00	31,470.44
Challenger Limited	37,983.61	28,625.31
Cimic Group Limited	66,717.94	60,975.36
Coles Group Limited.	33,906.56	34,065.28
Computershare Limited.	845.00	11,554.00
CSL Limited	770,868.57	743,330.00
Cue Energy Resources Limited	20,034.00	14,402.00
Crown Limited	79,773.18	64,769.66
Fletcher Building Limited	11,573.76	5,671.80
Insurance Australia Group Limited	47,085.00	0.00
Iluka Resources Limited	0.00	11,870.60
Imdex Limited - Ordinary Fully Paid	55,636.92	30,273.03
Lynas Corporation Limited	54,307.81	31,898.48
Medibank Private Ltd	43,288.84	28,258.49
Mesoblast Limited	31,986.90	0.00
National Australia Bank Limited	241,905.72	162,795.70
Newcrest Mining Limited	33,040.96	33,358.74
New Zealand Oil & Gas Limited	15,175.29	17,509.95
Onemarket	197.88	197.88
Origin Energy Limited	46,931.06	37,615.44
Paladin Resources Limited	183.86	35.70
Platinum Asset Management Limited	10,610.51	8,060.53

TM CHONG PTY LTD SUPERANNUATION FUND

Notes to the Financial Statements

For the year ended 30 June 2021

QBE Insurance Group Limited	14,890.20	12,173.64
Retail Food Group Limited	1,541.00	1,610.00
RIO Tinto Limited	228,078.64	182,009.68
South32 Limited	8,365.15	5,824.20
Santos Limited	0.00	11,978.00
The Star Entertainment Group Limited	7,018.38	10,422.80
Tabcorp Holdings Limited	36,860.88	35,523.80
Telstra Corporation Limited.	226,449.76	188,172.47
TPG Telecom Limited.	7,756.14	11,064.27
Unibail-rodamco-westfield	8,406.40	5,979.20
Westpac Banking Corporation	48,032.41	32,166.40
Wesfarmers Limited	134,038.80	97,908.72
Woolworths Group Limited	237,664.29	215,403.84
Woodside Petroleum Ltd	50,483.33	47,197.00
	3,675,545.51	2,947,851.88

Note 4: Stapled Securities

	2021 \$	2020 \$
Sydney Airport	33,170.91	0.00
	33,170.91	0.00

Note 5: Units in Listed Unit Trusts (Australian)

	2021 \$	2020 \$
Scentre Grp Stapled Securities	26,265.64	20,801.62
Transurban Group	508,380.98	482,313.42
	534,646.62	503,115.04

Note 6: Banks and Term Deposits

	2021 \$	2020 \$
Banks		
Cash at Bank - ANZ Cash Management 2595-74599	437,183.44	238,090.87
Cash at Bank - ANZ Term Deposit 9772-29044	0.00	250,000.00
Cash at Bank - Macquarie 118921865	61,347.90	55,408.76

Notes to the Financial Statements

For the year ended 30 June 2021

498,531.34

543,499.63

Note 7: Liability for Accrued Benefits

	2021 \$	2020 \$
Liability for accrued benefits at beginning of year	4,919,710.31	4,913,402.06
Benefits accrued as a result of operations	678,254.31	6,308.25
Current year member movements	0.00	0.00
Liability for accrued benefits at end of year	5,597,964.62	4,919,710.31

Note 8: Vested Benefits

Vested benefits are benefits that are not conditional upon continued membership of the fund (or any factor other than resignation from the plan) and include benefits which members were entitled to receive had they terminated their fund membership as at the end of the reporting period.

	2021 \$	2020 \$
Vested Benefits	5,597,964.62	4,919,710.31

Note 9: Guaranteed Benefits

No guarantees have been made in respect of any part of the liability for accrued benefits.

Note 10: Dividends

	2021 \$	2020 \$
AMP Limited	935.50	0.00
ASX Limited	2,591.13	3,734.72
AgI Energy Limited	2,321.69	888.00
Australia And New Zealand Banking Group Limited	3,730.30	9,428.00
BHP Group Limited	4,030.60	4,157.70
Blue Scope Steel	330.48	404.88
CSL Limited	7,398.79	7,577.86
Challenger Limited	657.40	1,472.46
Cimic Group Limited	0.00	664.56
Coca-Cola Amatil Limited	285.84	806.46
Coles Group Limited.	1,200.32	1,299.52
Commonwealth Bank Of Australia.	14,246.08	23,529.66
Computershare Limited.	336.12	0.00
Crown Limited	0.00	4,018.80

TM CHONG PTY LTD SUPERANNUATION FUND

Notes to the Financial Statements

For the year ended 30 June 2021

Fletcher Building Limited	156.89	196.78
Iluka Resources Limited	0.00	110.25
Imdex Limited - Ordinary Fully Paid	463.64	1,263.65
Insurance Australia Group Limited	560.00	0.00
Medibank Private Ltd	1,657.58	1,474.36
National Australia Bank Limited	5,412.90	14,146.52
Newcrest Mining Limited	502.85	192.97
Origin Energy Limited	2,019.23	1,861.80
Platinum Asset Management Limited	497.03	583.47
QBE Insurance Group Limited	54.96	686.14
RIO Tinto Limited	13,348.99	12,193.14
Santos Limited	0.00	927.72
South32 Limited	90.72	212.76
TPG Telecom Limited.	732.25	61.95
Tabcorp Holdings Limited	747.52	1,275.23
Telstra Corporation Limited.	9,927.52	8,804.72
Treasury Wine Estates Limited	241.50	0.00
Unibail-rodamco-westfield	0.00	966.42
Wesfarmers Limited	4,036.32	3,243.75
Westpac Banking Corporation	1,611.12	1,389.60
Woodside Petroleum Ltd	1,160.44	1,685.57
Woolworths Group Limited	5,876.06	5,830.68
	87,161.77	115,090.10

Note 11: Trust Distributions

	2021 \$	2020 \$
Scentre Grp Stapled Securities	671.00	2,166.39
Transurban Group	12,339.18	16,451.48
	13,010.18	18,617.87

Note 12: Rental Income

	2021 \$	2020 \$
Suite 2, Level 6, 15 Collins Street, Melbourne	44,551.24	59,904.10
	44,551.24	59,904.10

Notes to the Financial Statements

For the year ended 30 June 2021

Note 13: Changes in Market Values**Unrealised Movements in Market Value**

	2021 \$	2020 \$
Other Revaluations		
Other Revaluations	(297.85)	0.00
	<hr/>	<hr/>
	(297.85)	0.00
	<hr/>	<hr/>
Real Estate Properties (Australian - Residential)		
Suite 2, Level 6, 15 Collins Street, Melbourne	(9,953.30)	53.00
	<hr/>	<hr/>
	(9,953.30)	53.00
	<hr/>	<hr/>
Shares in Listed Company (Australian)		
AMP Limited	18,530.50	(2,479.07)
ASX Limited	(6,725.52)	3,124.38
Agl Energy Limited	(15,434.83)	(232.00)
Australia And New Zealand Banking Group Limited	60,125.62	(58,347.01)
BHP Group Limited	24,875.25	(10,418.34)
Blue Scope Steel	(4,361.31)	(1,041.12)
CSL Limited	(1,400.67)	186,480.00
Challenger Limited	13,977.57	(10,129.75)
Cimic Group Limited	6,297.32	(14,675.31)
Coca-Cola Amatil Limited	(96.96)	(4,905.09)
Coles Group Limited.	(158.72)	34,065.28
Commonwealth Bank Of Australia.	177,373.46	(73,966.42)
Computershare Limited.	(1,235.56)	1,504.31
Crown Limited	21,579.23	(18,620.44)
Cue Energy Resources Limited	(4,599.78)	405.13
Fletcher Building Limited	7,046.58	(1,989.24)
Iluka Resources Limited	(1,922.52)	(4,517.17)
Imdex Limited - Ordinary Fully Paid	25,363.89	(8,750.50)
Insurance Australia Group Limited	2,404.86	0.00
Lynas Corporation Limited	25,758.34	1,647.99
Medibank Private Ltd	4,197.30	(4,725.50)
Mesoblast Limited	(692.31)	0.00

Notes to the Financial Statements

For the year ended 30 June 2021

National Australia Bank Limited	73,697.12	(75,478.18)
New Zealand Oil & Gas Limited	(2,334.66)	(2,334.66)
Newcrest Mining Limited	(6,234.69)	2,500.77
Onemarket	0.00	265.20
Origin Energy Limited	(4,230.26)	(9,180.93)
Paladin Resources Limited	148.16	(8.92)
Platinum Asset Management Limited	2,549.98	(2,420.32)
QBE Insurance Group Limited	4,838.22	(3,962.48)
RIO Tinto Limited	46,089.12	(10,629.53)
Retail Food Group Limited	(69.00)	(1,380.00)
Santos Limited	(280.25)	(40,272.27)
South32 Limited	2,540.95	(3,254.70)
TPG Telecom Limited.	(3,308.13)	3,085.11
Tabcorp Holdings Limited	13,962.35	(6,563.89)
Telstra Corporation Limited.	70,821.97	(39,929.88)
The Star Entertainment Group Limited	(290.93)	299.02
Unibail-rodamco-westfield	2,427.20	(9,220.40)
Wesfarmers Limited	32,093.76	18,728.97
Westpac Banking Corporation	14,254.89	(18,484.52)
Woodside Petroleum Ltd	11,898.50	(11,576.56)
Woolworths Group Limited	5,343.27	22,754.10
	614,819.31	(174,633.94)
Stapled Securities		
Sydney Airport	1,848.36	0.00
	1,848.36	0.00
Units in Listed Unit Trusts (Australian)		
Scentre Grp Stapled Securities	5,464.02	(16,008.62)
Transurban Group	7,407.15	(21,534.46)
	12,871.17	(37,543.08)
Total Unrealised Movement	619,287.69	(212,124.02)
Realised Movements in Market Value		
	2021	2020

Notes to the Financial Statements

For the year ended 30 June 2021

	\$	\$
Shares in Listed Company (Australian)		
AMP Limited	(24,652.94)	0.00
ASX Limited	(280.11)	0.00
Agl Energy Limited	(7,117.68)	0.00
BHP Group Limited	1,976.62	0.00
Blue Scope Steel	24,918.82	0.00
CSL Limited	(494.55)	0.00
Challenger Limited	(2,988.15)	0.00
Cimic Group Limited	(15,268.51)	0.00
Coca-Cola Amatil Limited	5,850.23	8,057.80
Computershare Limited.	4,366.04	0.00
Crown Limited	(1,999.63)	0.00
Cue Energy Resources Limited	6,046.28	7,228.88
Fletcher Building Limited	472.35	0.00
Iluka Resources Limited	3,179.93	2,949.32
Imdex Limited - Ordinary Fully Paid	901.76	5,216.46
Insurance Australia Group Limited	1,100.62	0.00
Lynas Corporation Limited	5,466.42	0.00
Medibank Private Ltd	210.38	1,211.00
Mesoblast Limited	(7,581.55)	0.00
Newcrest Mining Limited	294.65	0.00
Origin Energy Limited	(2,976.97)	0.00
QBE Insurance Group Limited	1,746.94	0.00
RIO Tinto Limited	10,353.76	3,349.28
Santos Limited	5,601.86	50,814.93
Tabcorp Holdings Limited	4,266.24	0.00
Telstra Corporation Limited.	(27,287.56)	(1,144.12)
The Star Entertainment Group Limited	6,599.35	0.00
Treasury Wine Estates Limited	4,275.65	0.00
Woodside Petroleum Ltd	(6,584.30)	(6,987.43)
	(9,604.04)	70,696.11
Stapled Securities		
Sydney Airport	836.47	0.00

Notes to the Financial Statements

For the year ended 30 June 2021

	836.47	0.00
Units in Listed Unit Trusts (Australian)		
Transurban Group	(1,325.28)	0.00
	(1,325.28)	0.00
Total Realised Movement	(10,092.85)	70,696.11
Changes in Market Values	609,194.84	(141,427.91)

Note 14: Income Tax Expense

	2021	2020
	\$	\$
The components of tax expense comprise		
Current Tax	(21,228.33)	(27,157.19)
Income Tax Expense	(21,228.33)	(27,157.19)

The prima facie tax on benefits accrued before income tax is reconciled to the income tax as follows:

Prima facie tax payable on benefits accrued before income tax at 15%	98,553.90	(3,127.34)
Less:		
Tax effect of:		
Non Taxable Contributions	0.00	198.47
Increase in MV of Investments	92,893.15	0.00
Exempt Pension Income	15,349.05	21,486.75
Realised Accounting Capital Gains	(1,513.93)	10,604.42
Accounting Trust Distributions	1,951.53	2,792.68
Add:		
Tax effect of:		
Decrease in MV of Investments	0.00	31,818.60
SMSF Non-Deductible Expenses	1,011.45	945.00
Pension Payments	13,953.60	13,230.00
Franking Credits	4,798.89	6,487.26
Foreign Credits	4.31	0.15
TFN Credits	0.00	5.21
Credit for Tax Withheld - Foreign resident	9.75	0.00

Notes to the Financial Statements

For the year ended 30 June 2021

Taxable Trust Distributions	1,142.58	1,849.56
Distributed Foreign Income	8.26	0.35
Rounding	(0.24)	(0.12)
Income Tax on Taxable Income or Loss	10,802.70	16,126.35
Less credits:		
Franking Credits	31,992.63	43,248.41
Foreign Credits	11.76	0.40
TFN Credits	0.00	34.73
Credit for Tax Withheld - Foreign resident withholding	26.64	0.00
Current Tax or Refund	<u>(21,228.33)</u>	<u>(27,157.19)</u>

TM CHONG PTY LTD SUPERANNUATION FUND

Trustees Declaration

T.M. Chong Pty Ltd ACN: 006547539

The directors of the trustee company have determined that the Fund is not a reporting entity and that these special purpose financial statements should be prepared in accordance with the accounting policies described in Note 1 to the financial statements.

The directors of the trustee company declare that:

- (i) the financial statements and notes to the financial statements for the year ended 30 June 2021 present fairly, in all material respects, the financial position of the Superannuation Fund at 30 June 2021 and the results of its operations for the year ended on that date in accordance with the accounting policies described in Note 1 to the financial statements;
- (ii) the financial statements and notes to the financial statements have been prepared in accordance with the requirements of the trust deed; and
- (iii) the operation of the superannuation fund has been carried out in accordance with its trust deed and in compliance with the requirements of the Superannuation Industry (Supervision) Act 1993 and associated Regulations during the year ended 30 June 2021.

Specifically, the directors of the trustee company declare that:

- in accordance with s120 of the Superannuation Industry (Supervision) Act 1993, no individual trustee has been or is a disqualified person;
- the Fund has satisfactory title to all assets, all assets are unencumbered and free from charge as prescribed by s50 of the Superannuation Industry (Supervision) Act 1993 and reg13.14 of the Superannuation Industry (Supervision) Regulations 1994; and
- to the knowledge of the directors of the trustee company, there have been no events or transactions subsequent to the balance date which could have a material impact on the Fund. Where such events have occurred, the effect of such events has been accounted and noted in the Fund's financial statements.

Signed in accordance with a resolution of the directors of the trustee company by:

.....
Carol Oi Wah Chong
T.M. Chong Pty Ltd
Director

.....
Terry Min Sin Chong
T.M. Chong Pty Ltd
Director

.....
Christopher Chong
T.M. Chong Pty Ltd
Director

.....
Jonathan Wee Li Chong
T.M. Chong Pty Ltd
Director

24 June 2022

TM CHONG PTY LTD SUPERANNUATION FUND

Compilation Report

We have compiled the accompanying special purpose financial statements of the TM CHONG PTY LTD SUPERANNUATION FUND which comprise the statement of financial position as at 30/06/2021 the operating statement for the year then ended, a summary of significant accounting policies and other explanatory notes. The specific purpose for which the special purpose financial statements have been prepared is set out in Note 1 to the financial statements.

The Responsibility of the Trustee(s)

The Trustee(s) of TM CHONG PTY LTD SUPERANNUATION FUND are solely responsible for the information contained in the special purpose financial statements, the reliability, accuracy and completeness of the information and for the determination that the financial reporting framework used is appropriate to meet their needs and for the purpose that the financial statements were prepared.

Our Responsibility

On the basis of information provided by the Trustee(s), we have compiled the accompanying special purpose financial statements in accordance with the financial reporting framework as described in Note 1 to the financial statements and APES 315: Compilation of Financial Information.

We have applied our expertise in accounting and financial reporting to compile these financial statements in accordance with the financial reporting framework described in Note 1 to the financial statements. We have complied with the relevant ethical requirements of APES 110: Code of Ethics for Professional Accountants.

Assurance Disclaimer

Since a compilation engagement is not an assurance engagement, we are not required to verify the reliability, accuracy or completeness of the information provided to us by management to compile these financial statements. Accordingly, we do not express an audit opinion or a review conclusion on these financial statements.

The special purpose financial statements were compiled exclusively for the benefit of the directors of the trustee company who are responsible for the reliability, accuracy and completeness of the information used to compile them. We do not accept responsibility for the contents of the special purpose financial statements.

of

Signed:

Dated: 24/06/2022

TM CHONG PTY LTD SUPERANNUATION FUND**Statement of Taxable Income**

For the year ended 30 June 2021

	2021
	\$
Benefits accrued as a result of operations	657,025.98
Less	
Increase in MV of investments	619,287.69
Exempt current pension income	102,327.00
Realised Accounting Capital Gains	(10,092.85)
Accounting Trust Distributions	13,010.18
	<u>724,532.02</u>
Add	
SMSF non deductible expenses	6,743.00
Pension Payments	93,024.00
Franking Credits	31,992.63
Foreign Credits	28.70
Credit for Tax Withheld - Foreign resident withholding	65.00
Taxable Trust Distributions	7,617.19
Distributed Foreign income	55.04
	<u>139,525.56</u>
SMSF Annual Return Rounding	(1.52)
	<u>72,018.00</u>
Taxable Income or Loss	<u>72,018.00</u>
Income Tax on Taxable Income or Loss	10,802.70
Less	
Franking Credits	31,992.63
Foreign Credits	11.76
Credit for Tax Withheld - Foreign resident withholding	26.64
	<u>(21,228.33)</u>
CURRENT TAX OR REFUND	<u>(21,228.33)</u>
Supervisory Levy	259.00
Income Tax Instalments Paid	(1,460.00)
AMOUNT DUE OR REFUNDABLE	<u>(22,429.33)</u>

* Distribution tax components review process has not been completed for the financial year.

TM CHONG PTY LTD SUPERANNUATION FUND

Members Statement

Carol Oi Wah Chong
 15 Garden Rd
 Donvale, Victoria, 3111, Australia

Your Details

Date of Birth :	Provided	Nominated Beneficiaries	N/A
Age:	78	Vested Benefits	1,368,164.67
Tax File Number:	Provided	Total Death Benefit	1,368,164.67
Date Joined Fund:	26/01/1993	Current Salary	0.00
Service Period Start Date:		Previous Salary	0.00
Date Left Fund:		Disability Benefit	0.00
Member Code:	CHOCAR00001P		
Account Start Date:	01/07/2007		
Account Phase:	Retirement Phase		
Account Description:	Pension		

Your Balance

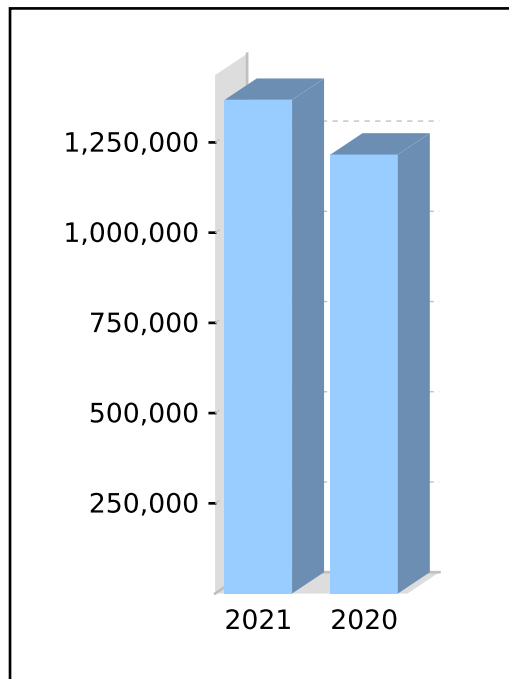
Total Benefits 1,368,164.67

Preservation Components

Preserved
 Unrestricted Non Preserved 1,368,164.67
 Restricted Non Preserved

Tax Components

Tax Free (9.20%) 126,044.74
 Taxable 1,242,119.93
 Investment Earnings Rate 15.76%



Your Detailed Account Summary

	This Year	Last Year
Opening balance at 01/07/2020	1,216,434.09	1,229,925.11
<u>Increases to Member account during the period</u>		
Employer Contributions		
Personal Contributions (Concessional)		
Personal Contributions (Non Concessional)		
Government Co-Contributions		
Other Contributions		
Proceeds of Insurance Policies		
Transfers In		
Net Earnings	191,642.58	23,408.98
Internal Transfer In		
<u>Decreases to Member account during the period</u>		
Pensions Paid	39,912.00	36,900.00
Contributions Tax		
Income Tax		
No TFN Excess Contributions Tax		
Excess Contributions Tax		
Refund Excess Contributions		
Division 293 Tax		
Insurance Policy Premiums Paid		
Management Fees		
Member Expenses		
Benefits Paid/Transfers Out		
Superannuation Surcharge Tax		
Internal Transfer Out		
Closing balance at 30/06/2021	1,368,164.67	1,216,434.09

Members Statement

Trustee's Disclaimer

This statement has been prepared by the Trustee for the member whose name appears at the top of this statement. Every effort has been made by the Trustee to ensure the accuracy and completeness of this Statement. The Trustee does not accept any liability for any error, omission or misprint. All amounts shown in relation to benefits do not take into account any amounts which may be withheld to satisfy the requirements imposed by the Income Tax Assessment Act 1936.

Signed by all the trustees of the fund

Carol Oi Wah Chong
Director

Terry Min Sin Chong
Director

Christopher Chong
Director

Jonathan Wee Li Chong
Director

TM CHONG PTY LTD SUPERANNUATION FUND

Members Statement

Carol Oi Wah Chong
 15 Garden Rd
 Donvale, Victoria, 3111, Australia

Your Details

Date of Birth :	Provided	Nominated Beneficiaries	N/A
Age:	78	Vested Benefits	981,804.82
Tax File Number:	Provided	Total Death Benefit	981,804.82
Date Joined Fund:	26/01/1993	Current Salary	0.00
Service Period Start Date:		Previous Salary	0.00
Date Left Fund:		Disability Benefit	0.00
Member Code:	CHOCAR00002A		
Account Start Date:	26/01/1993		
Account Phase:	Accumulation Phase		
Account Description:	Accumulation		

Your Balance

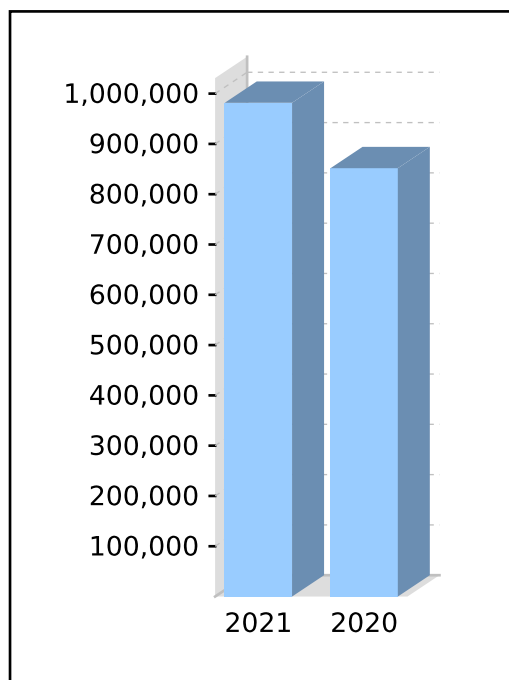
Total Benefits 981,804.82

Preservation Components

Preserved
 Unrestricted Non Preserved 981,804.82
 Restricted Non Preserved

Tax Components

Tax Free 363,454.54
 Taxable 618,350.28
 Investment Earnings Rate 15.27%



Your Detailed Account Summary

	This Year	Last Year
Opening balance at 01/07/2020	851,709.92	841,554.38
<u>Increases to Member account during the period</u>		
Employer Contributions		
Personal Contributions (Concessional)		
Personal Contributions (Non Concessional)		
Government Co-Contributions		
Other Contributions		
Proceeds of Insurance Policies		
Transfers In		
Net Earnings	134,283.79	16,020.68
Internal Transfer In		
<u>Decreases to Member account during the period</u>		
Pensions Paid		
Contributions Tax		
Income Tax	4,188.89	5,865.14
No TFN Excess Contributions Tax		
Excess Contributions Tax		
Refund Excess Contributions		
Division 293 Tax		
Insurance Policy Premiums Paid		
Management Fees		
Member Expenses		
Benefits Paid/Transfers Out		
Superannuation Surcharge Tax		
Internal Transfer Out		
Closing balance at 30/06/2021	981,804.82	851,709.92

Members Statement

Trustee's Disclaimer

This statement has been prepared by the Trustee for the member whose name appears at the top of this statement. Every effort has been made by the Trustee to ensure the accuracy and completeness of this Statement. The Trustee does not accept any liability for any error, omission or misprint. All amounts shown in relation to benefits do not take into account any amounts which may be withheld to satisfy the requirements imposed by the Income Tax Assessment Act 1936.

Signed by all the trustees of the fund

Carol Oi Wah Chong
Director

Terry Min Sin Chong
Director

Christopher Chong
Director

Jonathan Wee Li Chong
Director

TM CHONG PTY LTD SUPERANNUATION FUND

Members Statement

Terry Min Sin Chong
 15 Garden Rd
 Donvale, Victoria, 3111, Australia

Your Details

Date of Birth :	Provided	Nominated Beneficiaries	N/A
Age:	78	Vested Benefits	1,904,150.69
Tax File Number:	Provided	Total Death Benefit	1,904,150.69
Date Joined Fund:	26/01/1993	Current Salary	0.00
Service Period Start Date:		Previous Salary	0.00
Date Left Fund:		Disability Benefit	0.00
Member Code:	CHOTER00001P		
Account Start Date:	01/07/2007		
Account Phase:	Retirement Phase		
Account Description:	Pension		

Your Balance

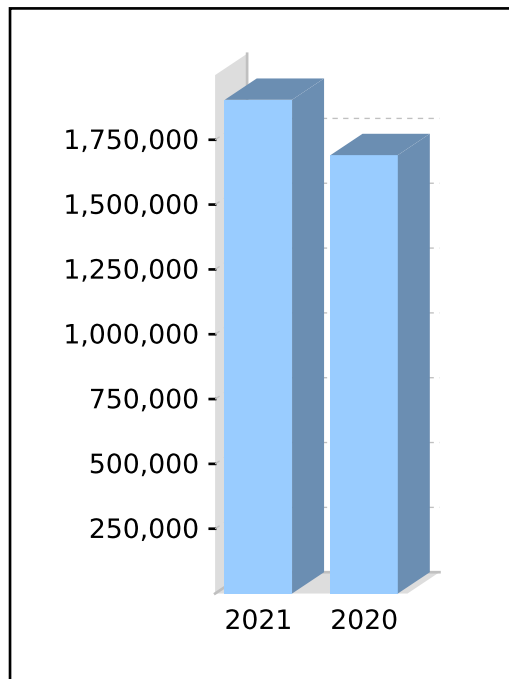
Total Benefits 1,904,150.69

Preservation Components

Preserved
 Unrestricted Non Preserved 1,904,150.69
 Restricted Non Preserved

Tax Components

Tax Free (10.60%) 202,646.43
 Taxable 1,701,504.26
 Investment Earnings Rate 15.77%



Your Detailed Account Summary

	This Year	Last Year
Opening balance at 01/07/2020	1,690,794.92	1,709,567.36
<u>Increases to Member account during the period</u>		
Employer Contributions		
Personal Contributions (Concessional)		
Personal Contributions (Non Concessional)		
Government Co-Contributions		
Other Contributions		
Proceeds of Insurance Policies		
Transfers In		
Net Earnings	266,467.77	32,527.56
Internal Transfer In		
<u>Decreases to Member account during the period</u>		
Pensions Paid	53,112.00	51,300.00
Contributions Tax		
Income Tax		
No TFN Excess Contributions Tax		
Excess Contributions Tax		
Refund Excess Contributions		
Division 293 Tax		
Insurance Policy Premiums Paid		
Management Fees		
Member Expenses		
Benefits Paid/Transfers Out		
Superannuation Surcharge Tax		
Internal Transfer Out		
Closing balance at 30/06/2021	1,904,150.69	1,690,794.92

Members Statement

Trustee's Disclaimer

This statement has been prepared by the Trustee for the member whose name appears at the top of this statement. Every effort has been made by the Trustee to ensure the accuracy and completeness of this Statement. The Trustee does not accept any liability for any error, omission or misprint. All amounts shown in relation to benefits do not take into account any amounts which may be withheld to satisfy the requirements imposed by the Income Tax Assessment Act 1936.

Signed by all the trustees of the fund

Carol Oi Wah Chong
Director

Terry Min Sin Chong
Director

Christopher Chong
Director

Jonathan Wee Li Chong
Director

TM CHONG PTY LTD SUPERANNUATION FUND

Members Statement

Terry Min Sin Chong
 15 Garden Rd
 Donvale, Victoria, 3111, Australia

Your Details

Date of Birth :	Provided	Nominated Beneficiaries	N/A
Age:	78	Vested Benefits	1,218,938.83
Tax File Number:	Provided	Total Death Benefit	1,218,938.83
Date Joined Fund:	26/01/1993	Current Salary	0.00
Service Period Start Date:		Previous Salary	0.00
Date Left Fund:		Disability Benefit	0.00
Member Code:	CHOTER00002A		
Account Start Date:	26/01/1993		
Account Phase:	Accumulation Phase		
Account Description:	Accumulation		

Your Balance

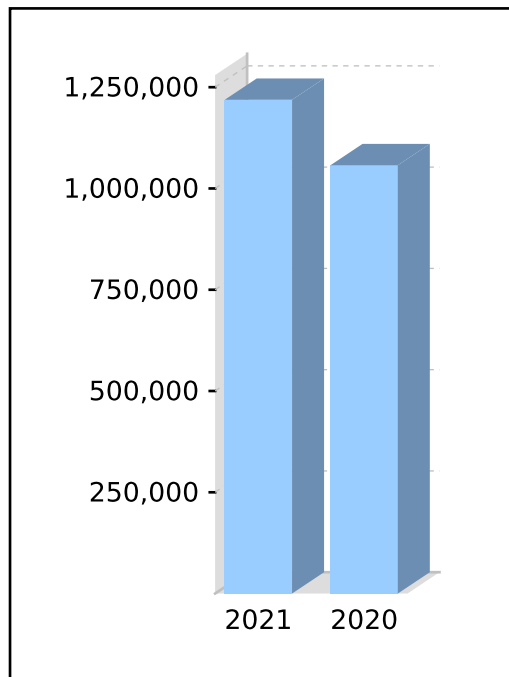
Total Benefits 1,218,938.83

Preservation Components

Preserved
 Unrestricted Non Preserved 1,218,938.83
 Restricted Non Preserved

Tax Components

Tax Free 409,147.64
 Taxable 809,791.19
 Investment Earnings Rate 15.28%



Your Detailed Account Summary

	This Year	Last Year
Opening balance at 01/07/2020	1,057,402.56	1,044,791.98
<u>Increases to Member account during the period</u>		
Employer Contributions		
Personal Contributions (Concessional)		
Personal Contributions (Non Concessional)		
Government Co-Contributions		
Other Contributions		
Proceeds of Insurance Policies		
Transfers In		
Net Earnings	166,736.18	19,892.82
Internal Transfer In		
<u>Decreases to Member account during the period</u>		
Pensions Paid		
Contributions Tax		
Income Tax	5,199.91	7,282.24
No TFN Excess Contributions Tax		
Excess Contributions Tax		
Refund Excess Contributions		
Division 293 Tax		
Insurance Policy Premiums Paid		
Management Fees		
Member Expenses		
Benefits Paid/Transfers Out		
Superannuation Surcharge Tax		
Internal Transfer Out		
Closing balance at 30/06/2021	1,218,938.83	1,057,402.56

Members Statement

Trustee's Disclaimer

This statement has been prepared by the Trustee for the member whose name appears at the top of this statement. Every effort has been made by the Trustee to ensure the accuracy and completeness of this Statement. The Trustee does not accept any liability for any error, omission or misprint. All amounts shown in relation to benefits do not take into account any amounts which may be withheld to satisfy the requirements imposed by the Income Tax Assessment Act 1936.

Signed by all the trustees of the fund

Carol Oi Wah Chong
Director

Terry Min Sin Chong
Director

Christopher Chong
Director

Jonathan Wee Li Chong
Director

TM CHONG PTY LTD SUPERANNUATION FUND

Members Statement

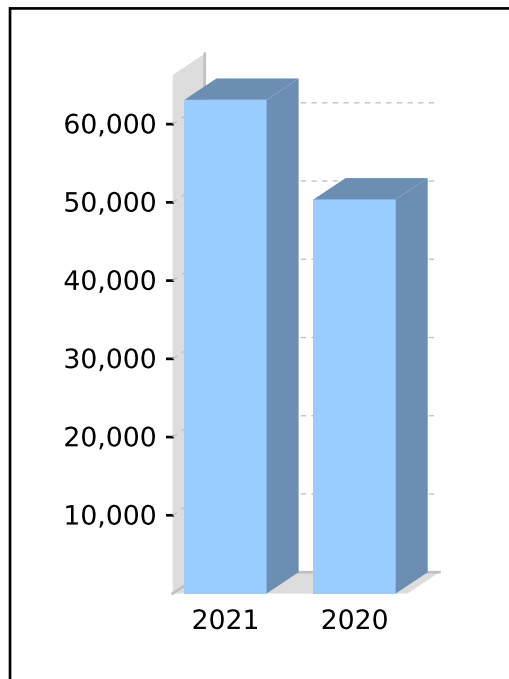
Christopher Chong
 15 Garden Rd
 Donvale, Victoria, 3111, Australia

Your Details

Date of Birth :	Provided	Nominated Beneficiaries	N/A
Age:	35	Vested Benefits	63,113.79
Tax File Number:	Provided	Total Death Benefit	63,113.79
Date Joined Fund:	01/07/2011	Current Salary	0.00
Service Period Start Date:		Previous Salary	0.00
Date Left Fund:		Disability Benefit	0.00
Member Code:	CHOCHR00001A		
Account Start Date:	01/07/2011		
Account Phase:	Accumulation Phase		
Account Description:	Accumulation		

Your Balance

Total Benefits	63,113.79
<u>Preservation Components</u>	
Preserved	63,113.79
Unrestricted Non Preserved	
Restricted Non Preserved	
<u>Tax Components</u>	
Tax Free	13,701.46
Taxable	49,412.33
Investment Earnings Rate	15.24%



Your Detailed Account Summary

	This Year	Last Year
Opening balance at 01/07/2020	50,378.30	43,551.45
<u>Increases to Member account during the period</u>		
Employer Contributions	5,162.90	6,631.75
Personal Contributions (Concessional)		
Personal Contributions (Non Concessional)		661.56
Government Co-Contributions		
Other Contributions		
Proceeds of Insurance Policies		
Transfers In		
Net Earnings	8,615.90	832.36
Internal Transfer In		
<u>Decreases to Member account during the period</u>		
Pensions Paid		
Contributions Tax	774.44	994.76
Income Tax	268.87	304.06
No TFN Excess Contributions Tax		
Excess Contributions Tax		
Refund Excess Contributions		
Division 293 Tax		
Insurance Policy Premiums Paid		
Management Fees		
Member Expenses		
Benefits Paid/Transfers Out		
Superannuation Surcharge Tax		
Internal Transfer Out		
Closing balance at 30/06/2021	63,113.79	50,378.30

Members Statement

Trustee's Disclaimer

This statement has been prepared by the Trustee for the member whose name appears at the top of this statement. Every effort has been made by the Trustee to ensure the accuracy and completeness of this Statement. The Trustee does not accept any liability for any error, omission or misprint. All amounts shown in relation to benefits do not take into account any amounts which may be withheld to satisfy the requirements imposed by the Income Tax Assessment Act 1936.

Signed by all the trustees of the fund

Carol Oi Wah Chong
Director

Terry Min Sin Chong
Director

Christopher Chong
Director

Jonathan Wee Li Chong
Director

TM CHONG PTY LTD SUPERANNUATION FUND

Members Statement

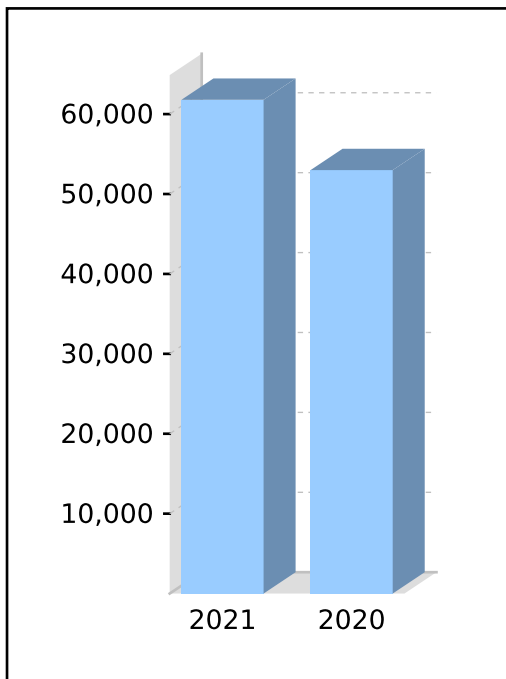
Jonathan Wee Li Chong
 57 Carlingford Rd
 Epping, New South Wales, 2121, Australia

Your Details

Date of Birth :	Provided	Nominated Beneficiaries	N/A
Age:	35	Vested Benefits	61,791.82
Tax File Number:	Provided	Total Death Benefit	61,791.82
Date Joined Fund:	01/07/2011	Current Salary	0.00
Service Period Start Date:		Previous Salary	0.00
Date Left Fund:		Disability Benefit	0.00
Member Code:	CHOJON00001A		
Account Start Date:	01/07/2011		
Account Phase:	Accumulation Phase		
Account Description:	Accumulation		

Your Balance

Total Benefits	61,791.82
<u>Preservation Components</u>	
Preserved	61,791.82
Unrestricted Non Preserved	
Restricted Non Preserved	
<u>Tax Components</u>	
Tax Free	9,665.56
Taxable	52,126.26
Investment Earnings Rate	15.29%



Your Detailed Account Summary

	This Year	Last Year
Opening balance at 01/07/2020	52,990.52	44,011.78
<u>Increases to Member account during the period</u>		
Employer Contributions	711.23	9,155.62
Personal Contributions (Concessional)		
Personal Contributions (Non Concessional)		661.56
Government Co-Contributions		
Other Contributions		
Proceeds of Insurance Policies		
Transfers In		
Net Earnings	8,460.66	841.71
Internal Transfer In		
<u>Decreases to Member account during the period</u>		
Pensions Paid		
Contributions Tax	106.68	1,373.34
Income Tax	263.91	306.81
No TFN Excess Contributions Tax		
Excess Contributions Tax		
Refund Excess Contributions		
Division 293 Tax		
Insurance Policy Premiums Paid		
Management Fees		
Member Expenses		
Benefits Paid/Transfers Out		
Superannuation Surcharge Tax		
Internal Transfer Out		
Closing balance at 30/06/2021	61,791.82	52,990.52

Members Statement

Trustee's Disclaimer

This statement has been prepared by the Trustee for the member whose name appears at the top of this statement. Every effort has been made by the Trustee to ensure the accuracy and completeness of this Statement. The Trustee does not accept any liability for any error, omission or misprint. All amounts shown in relation to benefits do not take into account any amounts which may be withheld to satisfy the requirements imposed by the Income Tax Assessment Act 1936.

Signed by all the trustees of the fund

Carol Oi Wah Chong
Director

Terry Min Sin Chong
Director

Christopher Chong
Director

Jonathan Wee Li Chong
Director

TM CHONG PTY LTD SUPERANNUATION FUND

Members Summary

As at 30 June 2021

Opening Balances	Increases				Decreases					Closing Balance	
	Contributions	Transfers In	Net Earnings	Insurance Proceeds	Pensions Paid	Contributions Tax	Taxes Paid	Benefits Paid/ Transfers Out	Insurance Premiums		Member Expenses
Carol Oi Wah Chong (Age: 78)											
CHOCAR00001P - Pension - Tax Free: 9.20%											
1,216,434.09			191,642.58		39,912.00						1,368,164.67
CHOCAR00002A - Accumulation											
851,709.92			134,283.79				4,188.89				981,804.82
2,068,144.01			325,926.37		39,912.00		4,188.89				2,349,969.49
Terry Min Sin Chong (Age: 78)											
CHOTER00001P - Pension - Tax Free: 10.60%											
1,690,794.92			266,467.77		53,112.00						1,904,150.69
CHOTER00002A - Accumulation											
1,057,402.56			166,736.18				5,199.91				1,218,938.83
2,748,197.48			433,203.95		53,112.00		5,199.91				3,123,089.52
Christopher Chong (Age: 35)											
CHOCHR00001A - Accumulation											
50,378.30	5,162.90		8,615.90			774.44	268.87				63,113.79
50,378.30	5,162.90		8,615.90			774.44	268.87				63,113.79
Jonathan Wee Li Chong (Age: 35)											
CHOJON00001A - Accumulation											

TM CHONG PTY LTD SUPERANNUATION FUND

Members Summary

As at 30 June 2021

Opening Balances	Increases				Decreases					Closing Balance	
	Contributions	Transfers In	Net Earnings	Insurance Proceeds	Pensions Paid	Contributions Tax	Taxes Paid	Benefits Paid/ Transfers Out	Insurance Premiums		Member Expenses
52,990.52	711.23		8,460.66			106.68	263.91				61,791.82
52,990.52	711.23		8,460.66			106.68	263.91				61,791.82
4,919,710.31	5,874.13		776,206.88		93,024.00	881.12	9,921.58				5,597,964.62

TM CHONG PTY LTD SUPERANNUATION FUND

Investment Summary Report

As at 30 June 2021

Investment	Units	Market Price	Market Value	Average Cost	Accounting Cost	Unrealised Gain/(Loss)	Gain/(Loss)%	Portfolio Weight%
Cash/Bank Accounts								
Cash at Bank - ANZ Cash Management 2595-74599		437,183.440000	437,183.44	437,183.44	437,183.44			7.82 %
Cash at Bank - Macquarie 118921865		61,347.900000	61,347.90	61,347.90	61,347.90			1.10 %
			498,531.34		498,531.34			8.92 %
Other Revaluations								
Other Revaluations						(297.85)		
						(297.85)		0.00 %
Real Estate Properties (Australian - Residential)								
TMCH4001-1 Suite 2, Level 6, 15 Collins Street, Melbourne	1.00	850,000.000000	850,000.00	251,086.00	251,086.00	598,914.00	238.53 %	15.20 %
			850,000.00		251,086.00	598,914.00	238.53 %	15.20 %
Shares in Listed Company (Australian)								
AGL.AX Agl Energy Limited	5,689.00	8.200000	46,649.80	11.34	64,524.92	(17,875.12)	(27.70) %	0.83 %
AMP.AX AMP Limited	36,465.00	1.125000	41,023.12	1.27	46,236.74	(5,213.62)	(11.28) %	0.73 %
ASX.AX ASX Limited	1,174.00	77.710000	91,231.54	48.13	56,506.56	34,724.98	61.45 %	1.63 %
ANZ.AX Australia And New Zealand Banking Group Limited	6,352.00	28.150000	178,808.80	21.85	138,792.16	40,016.64	28.83 %	3.20 %
BHP.AX BHP Group Limited	1,951.00	48.570000	94,760.07	18.04	35,189.21	59,570.86	169.29 %	1.69 %
BSL.AX Blue Scope Steel	1,111.00	21.960000	24,397.56	2.17	2,415.07	21,982.49	910.22 %	0.44 %
CGF.AX Challenger Limited	7,021.00	5.410000	37,983.61	4.07	28,574.80	9,408.81	32.93 %	0.68 %
CIM.AX Cimic Group Limited	3,373.00	19.780000	66,717.94	22.26	75,095.93	(8,377.99)	(11.16) %	1.19 %
COL.AX Coles Group Limited.	1,984.00	17.090000	33,906.56	0.00	0.00	33,906.56	0.00 %	0.61 %
CBA.AX Commonwealth Bank Of Australia.	5,878.00	99.870000	587,035.86	46.98	276,165.87	310,869.99	112.57 %	10.50 %
CPU.AX Computershare Limited.	50.00	16.900000	845.00	11.52	576.25	268.75	46.64 %	0.02 %
CWN.AX Crown Limited	6,698.00	11.910000	79,773.18	9.36	62,690.43	17,082.75	27.25 %	1.43 %
CSL.AX CSL Limited	2,703.00	285.190000	770,868.57	17.90	48,372.43	722,496.14	1,493.61 %	13.79 %
CUE.AX Cue Energy Resources Limited	318,000.00	0.063000	20,034.00	0.07	23,633.33	(3,599.33)	(15.23) %	0.36 %
FBU.AX Fletcher Building Limited	1,644.00	7.040000	11,573.76	3.00	4,926.32	6,647.44	134.94 %	0.21 %

TM CHONG PTY LTD SUPERANNUATION FUND

Investment Summary Report

As at 30 June 2021

Investment		Units	Market Price	Market Value	Average Cost	Accounting Cost	Unrealised Gain/(Loss)	Gain/(Loss)%	Portfolio Weight%
IMD.AX	Imdex Limited - Ordinary Fully Paid	27,273.00	2.040000	55,636.92	0.55	14,999.73	40,637.19	270.92 %	0.99 %
IAG.AX	Insurance Australia Group Limited	9,125.00	5.160000	47,085.00	4.90	44,680.14	2,404.86	5.38 %	0.84 %
LYCDA.AX	Lynas Corporation Limited	9,511.00	5.710000	54,307.81	2.83	26,901.48	27,406.33	101.88 %	0.97 %
MPL.AX	Medibank Private Ltd	13,699.00	3.160000	43,288.84	2.27	31,046.78	12,242.06	39.43 %	0.77 %
MSB.AX	Mesoblast Limited	16,155.00	1.980000	31,986.90	2.02	32,679.21	(692.31)	(2.12) %	0.57 %
NAB.AX	National Australia Bank Limited	9,226.00	26.220000	241,905.72	25.59	236,094.15	5,811.57	2.46 %	4.33 %
NZO.AX	New Zealand Oil & Gas Limited	38,911.00	0.390000	15,175.29	0.50	19,380.97	(4,205.68)	(21.70) %	0.27 %
NCM.AX	Newcrest Mining Limited	1,307.00	25.280000	33,040.96	23.06	30,138.53	2,902.43	9.63 %	0.59 %
OMN.AX	Onemarket	204.00	0.970000	197.88	0.27	55.90	141.98	253.99 %	0.00 %
ORG.AX	Origin Energy Limited	10,406.00	4.510000	46,931.06	4.06	42,231.19	4,699.87	11.13 %	0.84 %
PDN.AX	Paladin Resources Limited	357.00	0.515000	183.86	1.17	416.76	(232.90)	(55.88) %	0.00 %
PTM.AX	Platinum Asset Management Limited	2,161.00	4.910000	10,610.51	5.10	11,011.91	(401.40)	(3.65) %	0.19 %
QBE.AX	QBE Insurance Group Limited	1,380.00	10.790000	14,890.20	8.47	11,690.63	3,199.57	27.37 %	0.27 %
RFG.AX	Retail Food Group Limited	23,000.00	0.067000	1,541.00	4.32	99,340.89	(97,799.89)	(98.45) %	0.03 %
RIO.AX	RIO Tinto Limited	1,801.00	126.640000	228,078.64	67.87	122,232.39	105,846.25	86.59 %	4.08 %
S32.AX	South32 Limited	2,855.00	2.930000	8,365.15	1.40	3,999.34	4,365.81	109.16 %	0.15 %
TAH.AX	Tabcorp Holdings Limited	7,116.00	5.180000	36,860.88	2.69	19,144.13	17,716.75	92.54 %	0.66 %
TLS.AX	Telstra Corporation Limited.	60,226.00	3.760000	226,449.76	3.05	183,484.78	42,964.98	23.42 %	4.05 %
SGR.AX	The Star Entertainment Group Limited	1,902.00	3.690000	7,018.38	3.69	7,010.29	8.09	0.12 %	0.13 %
TPG.AX	TPG Telecom Limited.	1,239.00	6.260000	7,756.14	8.12	10,061.44	(2,305.30)	(22.91) %	0.14 %
URW.AX	Unibail-rodamco-westfield	1,480.00	5.680000	8,406.40	8.96	13,264.41	(4,858.01)	(36.62) %	0.15 %
WES.AX	Wesfarmers Limited	2,268.00	59.100000	134,038.80	25.59	58,046.59	75,992.21	130.92 %	2.40 %
WBC.AX	Westpac Banking Corporation	1,861.00	25.810000	48,032.41	26.12	48,616.73	(584.32)	(1.20) %	0.86 %
WPL.AX	Woodside Petroleum Ltd	2,273.00	22.210000	50,483.33	19.77	44,939.74	5,543.59	12.34 %	0.90 %
WOW.AX	Woolworths Group Limited	6,233.00	38.130000	237,664.29	16.36	101,975.15	135,689.14	133.06 %	4.25 %

TM CHONG PTY LTD SUPERANNUATION FUND
Investment Summary Report

As at 30 June 2021

Investment	Units	Market Price	Market Value	Average Cost	Accounting Cost	Unrealised Gain/(Loss)	Gain/(Loss)%	Portfolio Weight%	
			3,675,545.50		2,077,143.28	1,598,402.22	76.95 %	65.73 %	
Stapled Securities									
SYD.AX	Sydney Airport	5,729.00	5.790000	33,170.91	5.47	31,322.55	1,848.36	5.90 %	0.59 %
			33,170.91		31,322.55	1,848.36	5.90 %	0.59 %	
Units in Listed Unit Trusts (Australian)									
SCG.AX	Scentre Grp Stapled Securities	9,586.00	2.740000	26,265.64	1.12	10,745.78	15,519.86	144.43 %	0.47 %
TCL.AX	Transurban Group	35,726.00	14.230000	508,380.98	6.82	243,487.36	264,893.62	108.79 %	9.09 %
			534,646.62		254,233.14	280,413.48	110.30 %	9.56 %	
			5,591,894.37		3,112,316.31	2,479,280.21	79.66 %	100.00 %	