

ADDISON SERVICES PTY LTD A/C ABBOTT SUPERANNUATION FUND
 222 RAGLAN ST
 MOSMAN NSW 2088

Vanguard Quarterly Transaction Statement

1 April 2022 to 30 June 2022

Investor name: ADDISON SERVICES PTY LTD A/C ABBOTT SUPERANNUATION FUND
 Account number: 121996
 Tax file number status: Supplied

Your investment at a glance

Opening investment valuation as at 01-Apr-2022	Units	Sell price	Value
Vanguard Index Diversified Bond Fund	90,203.44	\$0.9966	\$89,896.75
Vanguard High Yield Australian Shares Fund	182,620.17	\$1.4224	\$259,758.93
Vanguard Index Australian Shares Fund	307,236.63	\$2.3681	\$727,567.06
Vanguard Index Hedged International Shares Fund	105,664.99	\$0.9389	\$99,208.86
Vanguard Index International Shares Fund	172,222.98	\$1.8675	\$321,626.42
Total opening investment valuation			\$1,498,058.02

Closing investment valuation as at 30-Jun-2022	Units	Sell price	Value
Vanguard Index Diversified Bond Fund	90,203.44	\$0.9460	\$85,332.45
Vanguard High Yield Australian Shares Fund	182,620.17	\$1.2613	\$230,338.82
Vanguard Index Australian Shares Fund	307,236.63	\$2.0782	\$638,499.16
Vanguard Index Hedged International Shares Fund	105,664.99	\$0.7974	\$84,257.26
Vanguard Index International Shares Fund	172,222.98	\$1.7109	\$294,656.30
Total closing investment valuation			\$1,333,084.00

Note:

- Prices listed for managed funds are the "sell" price as at the price date, which is the price that would have been received on sale of the units. This is normally less than the "buy price", as a result of buy/sell spreads charged by managed funds to cover transaction costs.

Your investment transaction details

Vanguard Index Diversified Bond Fund

Effective date	Transaction description	Amount	Unit price	Units	Unit balance
01-Apr-2022	Opening unitholding				90,203.44
08-Apr-2022	Cash Distribution	\$180.73	\$0.0000	0.00	90,203.44
30-Jun-2022	Closing unitholding				90,203.44

Your investment return for period 01-Apr-2022 to 30-Jun-2022 Amount

Your investment return This represents market movement and any distributions you have received for this period.	\$-4,383.56
---	--------------------

Total fees you paid for the period 01-Apr-2022 to 30-Jun-2022

Fees and costs summary **Amount¹**

Fees deducted directly from your account This amount has been deducted directly from your account (reflected in the transactions listed on this statement)	Nil
--	-----

Fees and costs deducted from your investment² This approximate amount has been deducted from your investment and covers amounts that have reduced the return on your investment and that are not reflected as transactions listed on this statement or in the Additional explanation of fees and costs.	\$81.69
--	---------

TOTAL FEES AND COSTS YOU PAID This approximate amount includes all the fees and costs which affected your investment during the period.	\$81.69
---	----------------

Additional explanation of fees and costs

There are no additional fees and costs deducted from your account.

Notes:

1. The Fund is not a tax paying entity and will not pass any tax deductions to investors. These amounts include any GST less reduced input tax credits, any applicable stamp duty and any applicable income tax.
2. The fees and costs deducted from your investment include Vanguard's management fees and costs (including any applicable indirect costs), performance fees, transaction costs and buy-sell spread applicable on the transactions during the reported period. For more information on these fees and costs please refer to the PDS.

Account number: 121996

Vanguard High Yield Australian Shares Fund

Effective date	Transaction description	Amount	Unit price	Units	Unit balance
01-Apr-2022	Opening unitholding				182,620.17
08-Apr-2022	Cash Distribution	\$3,057.75	\$0.0000	0.00	182,620.17
30-Jun-2022	Closing unitholding				182,620.17

Your investment return for period 01-Apr-2022 to 30-Jun-2022 Amount

Your investment return	\$-26,362.36
This represents market movement and any distributions you have received for this period.	

Total fees you paid for the period 01-Apr-2022 to 30-Jun-2022

Fees and costs summary **Amount¹**

Fees deducted directly from your account	Nil
This amount has been deducted directly from your account (reflected in the transactions listed on this statement)	

Fees and costs deducted from your investment²	\$217.15
This approximate amount has been deducted from your investment and covers amounts that have reduced the return on your investment and that are not reflected as transactions listed on this statement or in the Additional explanation of fees and costs.	

TOTAL FEES AND COSTS YOU PAID	\$217.15
This approximate amount includes all the fees and costs which affected your investment during the period.	

Additional explanation of fees and costs

There are no additional fees and costs deducted from your account.

Notes:

1. The Fund is not a tax paying entity and will not pass any tax deductions to investors. These amounts include any GST less reduced input tax credits, any applicable stamp duty and any applicable income tax.
2. The fees and costs deducted from your investment include Vanguard's management fees and costs (including any applicable indirect costs), performance fees, transaction costs and buy-sell spread applicable on the transactions during the reported period. For more information on these fees and costs please refer to the PDS.

Vanguard Index Australian Shares Fund

Effective date	Transaction description	Amount	Unit price	Units	Unit balance
01-Apr-2022	Opening unitholding				307,236.63
30-Jun-2022	Closing unitholding				307,236.63

Your investment return for period 01-Apr-2022 to 30-Jun-2022 Amount

Your investment return	\$-89,067.90
This represents market movement and any distributions you have received for this period.	

Total fees you paid for the period 01-Apr-2022 to 30-Jun-2022

Fees and costs summary	Amount ¹
Fees deducted directly from your account	
This amount has been deducted directly from your account (reflected in the transactions listed on this statement)	
	Nil
Fees and costs deducted from your investment²	
This approximate amount has been deducted from your investment and covers amounts that have reduced the return on your investment and that are not reflected as transactions listed on this statement or in the Additional explanation of fees and costs.	
	\$276.92
TOTAL FEES AND COSTS YOU PAID	
This approximate amount includes all the fees and costs which affected your investment during the period.	
	\$276.92

Additional explanation of fees and costs

There are no additional fees and costs deducted from your account.

Notes:

1. The Fund is not a tax paying entity and will not pass any tax deductions to investors. These amounts include any GST less reduced input tax credits, any applicable stamp duty and any applicable income tax.
2. The fees and costs deducted from your investment include Vanguard's management fees and costs (including any applicable indirect costs), performance fees, transaction costs and buy-sell spread applicable on the transactions during the reported period. For more information on these fees and costs please refer to the PDS.

Vanguard Index Hedged International Shares Fund

Effective date	Transaction description	Amount	Unit price	Units	Unit balance
01-Apr-2022	Opening unitholding				105,664.99
30-Jun-2022	Closing unitholding				105,664.99

Your investment return for period 01-Apr-2022 to 30-Jun-2022 Amount

Your investment return This represents market movement and any distributions you have received for this period.	\$-14,951.60
---	---------------------

Total fees you paid for the period 01-Apr-2022 to 30-Jun-2022

Fees and costs summary	Amount ¹
Fees deducted directly from your account This amount has been deducted directly from your account (reflected in the transactions listed on this statement)	Nil
Fees and costs deducted from your investment² This approximate amount has been deducted from your investment and covers amounts that have reduced the return on your investment and that are not reflected as transactions listed on this statement or in the Additional explanation of fees and costs.	\$49.26
TOTAL FEES AND COSTS YOU PAID This approximate amount includes all the fees and costs which affected your investment during the period.	\$49.26

Additional explanation of fees and costs

There are no additional fees and costs deducted from your account.

Notes:

1. The Fund is not a tax paying entity and will not pass any tax deductions to investors. These amounts include any GST less reduced input tax credits, any applicable stamp duty and any applicable income tax.
2. The fees and costs deducted from your investment include Vanguard's management fees and costs (including any applicable indirect costs), performance fees, transaction costs and buy-sell spread applicable on the transactions during the reported period. For more information on these fees and costs please refer to the PDS.

Account number: 121996

Vanguard Index International Shares Fund

Effective date	Transaction description	Amount	Unit price	Units	Unit balance
01-Apr-2022	Opening unitholding				172,222.98
30-Jun-2022	Closing unitholding				172,222.98

Your investment return for period 01-Apr-2022 to 30-Jun-2022 Amount

Your investment return This represents market movement and any distributions you have received for this period.	\$-26,970.12
---	---------------------

Total fees you paid for the period 01-Apr-2022 to 30-Jun-2022

Fees and costs summary	Amount ¹
Fees deducted directly from your account This amount has been deducted directly from your account (reflected in the transactions listed on this statement)	Nil
Fees and costs deducted from your investment² This approximate amount has been deducted from your investment and covers amounts that have reduced the return on your investment and that are not reflected as transactions listed on this statement or in the Additional explanation of fees and costs.	\$137.86
TOTAL FEES AND COSTS YOU PAID This approximate amount includes all the fees and costs which affected your investment during the period.	\$137.86

Additional explanation of fees and costs

There are no additional fees and costs deducted from your account.






Notes:

1. The Fund is not a tax paying entity and will not pass any tax deductions to investors. These amounts include any GST less reduced input tax credits, any applicable stamp duty and any applicable income tax.
2. The fees and costs deducted from your investment include Vanguard's management fees and costs (including any applicable indirect costs), performance fees, transaction costs and buy-sell spread applicable on the transactions during the reported period. For more information on these fees and costs please refer to the PDS.

Account number: 121996

Using BPAY® to expand your investment portfolio

You can make progress towards your investment goals by adding additional funds into your existing Vanguard managed fund anytime with the convenience and flexibility of BPAY.

Investment product		BPAY details
Vanguard Index Diversified Bond Fund		Billers code: 53009 Ref: 0208 00121996
Vanguard High Yield Australian Shares Fund		Billers code: 53009 Ref: 0211 00121996
Vanguard Index Australian Shares Fund		Billers code: 53009 Ref: 0201 00121996
Vanguard Index Hedged International Shares Fund		Billers code: 53009 Ref: 0209 00121996
Vanguard Index International Shares Fund		Billers code: 53009 Ref: 0202 00121996

Further information about the Vanguard funds is available on request. You can obtain a copy of this information on the Vanguard website at the following location www.vanguard.com.au. The latest version of the Product Disclosure Statements and Reference Guide can be found at www.vanguard.com.au/offerdocuments.

Vanguard has a dispute resolution process for resolving complaints. If you have a complaint, please contact us on 1300 655 101, or send us a secure message via Vanguard Online. We will respond as soon as possible (and always within 30 days for standard complaints). Complex complaints may have a different maximum timeframe for responding. We will notify you if a different maximum timeframe will apply to your complaint.

If an issue has not been resolved to your satisfaction, you can lodge a complaint with the Australian Financial Complaints Authority.

Website: www.afca.org.au
 Email: info@afca.org.au
 Telephone: 1800 931 678 (free call)
 In writing to: Australian Financial Complaints Authority, GPO Box 3, Melbourne VIC 3001.

Contact us



Log in to Vanguard Online
vanguard.com.au



Call us on 1300 655 101
Monday to Friday, 8:00am to 6:00pm (AET)

BPAY® registered to BPAY Pty Ltd ACN 079 137 518.