

## Willmott Superannuation Fund

# Trial Balance

As at 30 June 2021

Last Year	Code	Account Name	Units	Debits \$	Credits \$
	<b>23800</b>	<b>Distributions Received</b>			
(2,042.07)	23800/APA.AX1	APA Group			2,143.33
(1,534.61)	23800/TCL.AX	Transurban Group			1,195.83
	<b>23900</b>	<b>Dividends Received</b>			
(200.00)	23900/BPT.AX	Beach Energy Limited			200.00
	23900/HLS.AX	Healius Limited			123.50
(883.39)	23900/JHX.AX	James Hardie Industries Plc			1,529.03
(396.00)	23900/MPL.AX	Medibank Private Limited			
(1,289.90)	23900/MQG.AX	Macquarie Group Limited			695.25
(1,730.55)	23900/NAB.AX	National Australia Bank Limited			831.90
(325.51)	23900/RMD.AX	Resmed Inc			292.48
	23900/SHL.AX	Sonic Healthcare Limited			193.25
(1,914.96)	23900/TLS.AX	Telstra Corporation Limited.			2,227.44
(1,543.44)	23900/WPL.AX	Woodside Petroleum Ltd			683.98
	<b>24200</b>	<b>Contributions</b>			
(24,999.96)	24200/WILANT00002A	(Contributions) Willmott, Antony Paul - Accumulation			24,999.96
10,444.29	24700	Changes in Market Values of Investments			63,306.80
	<b>28500</b>	<b>Transfers In</b>			
(21,250.00)	28500/WILKIM00002A	(Transfers In) Willmott, Kim Anne - Accumulation			21,250.00
1,540.00	30100	Accountancy Fees		1,650.00	
259.00	30400	ATO Supervisory Levy		259.00	
385.00	30700	Auditor's Remuneration		330.00	
2.88	33455	Donations		1.39	
320.00	38000	Insurance			
2,204.74	48500	Income Tax Expense		2,719.14	
42,954.48	49000	Profit/Loss Allocation Account		114,713.22	
	<b>50010</b>	<b>Opening Balance</b>			
(24,105.00)	50010/WILANT00002A	(Opening Balance) Willmott, Antony Paul - Accumulation			24,122.60
(296,153.61)	50010/WILKIM00002A	(Opening Balance) Willmott, Kim Anne - Accumulation			317,840.49

## Willmott Superannuation Fund

# Trial Balance

As at 30 June 2021

Last Year	Code	Account Name	Units	Debits \$	Credits \$
	<b>52420</b>	<b>Contributions</b>			
(24,999.96)	52420/WILANT00002A	(Contributions) Willmott, Antony Paul - Accumulation			24,999.96
	<b>52850</b>	<b>Transfers In</b>			
(21,250.00)	52850/WILKIM00002A	(Transfers In) Willmott, Kim Anne - Accumulation			21,250.00
	<b>53100</b>	<b>Share of Profit/(Loss)</b>			
(81.58)	53100/WILANT00002A	(Share of Profit/(Loss)) Willmott, Antony Paul - Accumulation			2,627.89
(2,020.99)	53100/WILKIM00002A	(Share of Profit/(Loss)) Willmott, Kim Anne - Accumulation			70,776.97
	<b>53330</b>	<b>Income Tax</b>			
63.94	53330/WILANT00002A	(Income Tax) Willmott, Antony Paul - Accumulation		42.66	
1,584.11	53330/WILKIM00002A	(Income Tax) Willmott, Kim Anne - Accumulation		1,148.94	
	<b>53800</b>	<b>Contributions Tax</b>			
3,750.00	53800/WILANT00002A	(Contributions Tax) Willmott, Antony Paul - Accumulation		3,750.00	
	<b>54500</b>	<b>Benefits Paid/Transfers Out</b>			
21,250.00	54500/WILANT00002A	(Benefits Paid/Transfers Out) Willmott, Antony Paul - Accumulation		21,250.00	
	<b>60400</b>	<b>Bank Accounts</b>			
6,249.04	60400/CBA103641021	Cash at Bank - Acc:10364102		283.36	
	<b>61800</b>	<b>Distributions Receivable</b>			
87.91	61800/APA.AX1	APA Group		70.88	
529.28	61800/TCL.AX	Transurban Group		693.93	
	<b>62550</b>	<b>Reinvestment Residual Account</b>			
67.88	62550/MQG.AX	Macquarie Group Limited		43.09	
20.53	62550/NAB.AX	National Australia Bank Limited		19.21	
7.17	62550/TCL.AX	Transurban Group		4.25	
	<b>77600</b>	<b>Shares in Listed Companies (Australian)</b>			
	77600/ANZ.AX	Australia And New Zealand Banking Group Limited	650.0000	18,297.50	
47,146.68	77600/APA.AX1	APA Group	4,236.0000	37,700.40	
15,200.00	77600/BPT.AX	Beach Energy Limited	0.0000		0.00
	77600/CCZ.AX	Castillo Copper Limited	20,000.0000	760.00	

## Willmott Superannuation Fund

# Trial Balance

As at 30 June 2021

Last Year	Code	Account Name	Units	Debits \$	Credits \$
	77600/HLS.AX	Healius Limited	2,550.0000	11,806.50	
46,784.00	77600/JHX.AX	James Hardie Industries Plc	1,700.0000	76,959.00	
25,973.40	77600/MQG.AX	Macquarie Group Limited	225.0000	35,196.75	
25,016.06	77600/NAB.AX	National Australia Bank Limited	1,598.0000	41,899.56	
	77600/NTU.AX	Northern Minerals Limited	25,000.0000	825.00	
55,080.00	77600/RMD.AX	Resmed Inc	2,000.0000	65,520.00	
8,368.25	77600/SHL.AX	Sonic Healthcare Limited	275.0000	10,560.00	
41,588.31	77600/TLS.AX	Telstra Corporation Limited.	14,930.0000	56,136.80	
28,729.55	77600/WPL.AX	Woodside Petroleum Ltd	1,327.0000	29,472.67	
	<b>78000</b>	<b>Stapled Securities</b>			
	78000/SGP.AX3	Stockland	800.0000	3,728.00	
	<b>78200</b>	<b>Units in Listed Unit Trusts (Australian)</b>			
46,742.04	78200/TCL.AX	Transurban Group	3,385.0000	48,168.55	
958.26	85000	Income Tax Payable/Refundable			515.14
(3,163.00)	86000	PAYG Instalment Payable			2,204.00
(3,422.27)	88010	Creditors - ATO			0.00
				<b>584,009.80</b>	<b>584,009.80</b>

**Current Year Profit/(Loss): 117,432.36**

# Willmott Superannuation Fund

## Dividend Reconciliation Report

For The Period 01 July 2020 - 30 June 2021

Date	Net Payment Received	Australian Income			Foreign Income			Withheld		
		Unfranked	Franked	Franking Credits	Foreign Income	Foreign Credits	NZ Credits	TFN Withheld	Non-Resident	LIC Deduction
<b>Shares in Listed Companies (Australian)</b>										
BPT.AX Beach Energy Limited										
30/09/2020	100.00	0.00	100.00	42.86						
31/03/2021	100.00	0.00	100.00	42.86						
	200.00	0.00	200.00	85.72						
HLS.AX Healius Limited										
15/04/2021	123.50	0.00	123.50	52.93						
	123.50	0.00	123.50	52.93						
JHX.AX James Hardie Industries Plc										
30/04/2021	1,529.03				1,529.03					
	1,529.03				1,529.03					
MQG.AX Macquarie Group Limited										
03/07/2020	394.20	236.52	157.68	67.58						
22/12/2020	301.05	180.63	120.42	51.61						
	695.25	417.15	278.10	119.19						
NAB.AX National Australia Bank Limited										
03/07/2020	411.90	0.00	411.90	176.53						

# Willmott Superannuation Fund

## Dividend Reconciliation Report

For The Period 01 July 2020 - 30 June 2021

Date	Net Payment Received	Australian Income			Foreign Income			Withheld		
		Unfranked	Franked	Franking Credits	Foreign Income	Foreign Credits	NZ Credits	TFN Withheld	Non-Resident	LIC Deduction
10/12/2020	420.00	0.00	420.00	180.00						
	831.90	0.00	831.90	356.53						
RMD.AX Resmed Inc										
24/09/2020	75.93				108.47					32.54
17/12/2020	75.50				107.86					32.36
18/03/2021	70.41				100.59					30.18
17/06/2021	70.64				100.91					30.27
	292.48				417.83					125.35
SHL.AX Sonic Healthcare Limited										
22/09/2020	94.25	98.17	42.08	18.03				46.00		
24/03/2021	99.00	69.30	29.70	12.73						
	193.25	167.47	71.78	30.76				46.00		
TLS.AX Telstra Corporation Limited.										
24/09/2020	1,062.96	0.00	1,062.96	455.55						
26/03/2021	1,164.48	0.00	1,164.48	499.06						
	2,227.44	0.00	2,227.44	954.61						
WPL.AX Woodside Petroleum Ltd										

**Willmott Superannuation Fund**

**Dividend Reconciliation Report**

For The Period 01 July 2020 - 30 June 2021

Date	Net Payment Received	Australian Income			Foreign Income			Withheld		
		Unfranked	Franked	Franking Credits	Foreign Income	Foreign Credits	NZ Credits	TFN Withheld	Non-Resident	LIC Deduction
18/09/2020	481.00	0.00	481.00	206.14						
24/03/2021	202.98	0.00	202.98	86.99						
	683.98	0.00	683.98	293.13						
	<b>6,776.83</b>	<b>584.62</b>	<b>4,416.70</b>	<b>1,892.87</b>	<b>1,946.86</b>			<b>46.00</b>	<b>125.35</b>	
<b>TOTAL</b>	<b>6,776.83</b>	<b>584.62</b>	<b>4,416.70</b>	<b>1,892.87</b>	<b>1,946.86</b>			<b>46.00</b>	<b>125.35</b>	

**Tax Return Reconciliation**

	Totals	Tax Return Label
Unfranked	584.62	J
Franked Dividends	4,416.70	K
Franking Credits	1,892.87	L

**Willmott Superannuation Fund**  
**Distribution Reconciliation Report**

For The Period 01 July 2020 - 30 June 2021

Date	Non Primary Production Income (A) * <sub>1</sub>					Distributed Capital Gains (B) * <sub>2</sub>					Foreign Income * <sub>3</sub>		Non-Assessable			Taxable Income	
	Payment Received	Franked	Unfranked	Interest/ Other	Franking Credits	Discounted (After Discount)	Rate * <sub>5</sub>	CGT Concession	Indexed	Other	Foreign Income	Foreign Credits	Tax Exempt	Tax Free	Tax Deferred / AMIT * <sub>6</sub>		
<b>Shares in Listed Companies (Australian)</b>																	
APA.AX APA Group																	
16/09/2020	1,055.81						S									0.00	
17/03/2021	1,016.64						S									0.00	
30/06/2021	70.88						S									0.00	
30/06/2021	0.00	361.41	0.00	154.33	154.89	0.00	I	0.00	0.00	0.00	0.00	0.00	0.00	0.00	0.00	1,627.59	670.63
	2,143.33	361.41	0.00	154.33	154.89	0.00		0.00	0.00	0.00	0.00	0.00	0.00	0.00	0.00	1,627.59	670.63
<i>Net Cash Distribution:</i>	2,143.33																
	<b>2,143.33</b>	<b>361.41</b>	<b>0.00</b>	<b>154.33</b>	<b>154.89</b>	<b>0.00</b>		<b>0.00</b>	<b>0.00</b>	<b>0.00</b>	<b>0.00</b>	<b>0.00</b>	<b>0.00</b>	<b>0.00</b>	<b>0.00</b>	<b>1,627.59</b>	<b>670.63</b>
<b>Units in Listed Unit Trusts (Australian)</b>																	
TCL.AX Transurban Group																	
16/02/2021	501.90						S									0.00	
30/06/2021	693.93						S									0.00	
30/06/2021	0.00	7.81	0.00	666.16	3.35	0.00	I	0.00	0.00	0.00	0.00	0.00	0.00	0.00	0.00	521.86	677.32
	1,195.83	7.81	0.00	666.16	3.35	0.00		0.00	0.00	0.00	0.00	0.00	0.00	0.00	0.00	521.86	677.32
<i>Net Cash Distribution:</i>	1,195.83																
	<b>1,195.83</b>	<b>7.81</b>	<b>0.00</b>	<b>666.16</b>	<b>3.35</b>	<b>0.00</b>		<b>0.00</b>	<b>0.00</b>	<b>0.00</b>	<b>0.00</b>	<b>0.00</b>	<b>0.00</b>	<b>0.00</b>	<b>0.00</b>	<b>521.86</b>	<b>677.32</b>

# Willmott Superannuation Fund Distribution Reconciliation Report

For The Period 01 July 2020 - 30 June 2021

Date	Non Primary Production Income (A) * <sub>1</sub>			Distributed Capital Gains (B) * <sub>2</sub>					Foreign Income * <sub>3</sub>		Non-Assessable				Taxable Income	
	Payment Received	Franked	Unfranked	Interest/ Other	Franking Credits	Discounted (After Discount)	Rate * <sub>5</sub>	CGT Concession	Indexed	Other	Foreign Income	Foreign Credits	Tax Exempt	Tax Free		Tax Deferred / AMIT * <sub>6</sub>
<b>TOTAL</b>	<b>3,339.16</b>	<b>369.22</b>	<b>0.00</b>	<b>820.49</b>	<b>158.24</b>	<b>0.00</b>		<b>0.00</b>	<b>0.00</b>	<b>0.00</b>	<b>0.00</b>	<b>0.00</b>	<b>0.00</b>	<b>0.00</b>	<b>2,149.45</b>	<b>1,347.95</b>

## Total Distributed Gains

Discount Rate	Discounted	Gross
Superfund 1/3	0.00	0.00
Individual 50%(I)	0.00	0.00
<b>Total</b>	<b>0.00</b>	<b>0.00</b>

## \*<sub>1</sub> Summary of Non Primary Production Income (A)

Tax Label	Franked	Unfranked	Interest/Other	Less Other Deduction	Income Before Credits * <sub>7</sub>	Franking Credits	Total Including Credits
11M Gross trust distributions	369.22	0.00	820.49	0.00	1,189.71	158.24	<b>1,347.95</b>

\*<sub>2</sub> Forms part of the Net Capital Gains calculation for Tax Label 11A.

\*<sub>3</sub> Forms part of the Foreign Credits calculation for Tax Label 11D, D1, 13C1.

\*<sub>4</sub> Taxable Income is designed to match Tax Statement provided by Fund Manager.

Taxable Income in the SMSF Annual Return will be different due to application of Capital Losses in Net Capital Gain calculation and application of different discount method.

\*<sub>5</sub> This is the discount rate selected for the transaction. "S" being Super Funds at 1/3 and "I" being Individual at 50%.

\*<sub>6</sub> AMIT cost base net increase is reflected as negative amount i.e. negative tax deferred and AMIT cost base net decrease is reflected as positive amount i.e. positive tax deferred.

\*<sub>7</sub> Sum of Income Before Credits reconciles with Taxable Trust Distributions in Statement of Taxable Income.

^ Variance between Payment Received and Net Cash Distribution.



# Willmott Superannuation Fund

## Contributions Breakdown Report

For The Period 01 July 2020 - 30 June 2021

### Summary

Member	D.O.B	Age (at 30/06/2020)	Total Super Balance (at 30/06/2020) *1	Concessional	Non-Concessional	Other	Reserves	Total
Willmott, Antony Paul	Provided	58	24,122.60	24,999.96	0.00	0.00	0.00	24,999.96
Willmott, Kim Anne	Provided	57	317,840.49	0.00	0.00	0.00	0.00	0.00
<b>All Members</b>				<b>24,999.96</b>	<b>0.00</b>	<b>0.00</b>	<b>0.00</b>	<b>24,999.96</b>

\*1 TSB can include information external to current fund's transaction records. The amount is per individual across all funds.

### Contribution Caps

Member	Contribution Type	Contributions	Cap	Current Position
Willmott, Antony Paul	Concessional (5 year carry forward cap available)	24,999.96	25,000.04	0.08 Below Cap
	Non-Concessional	0.00	100,000.00	100,000.00 Below Cap
Willmott, Kim Anne	Concessional (5 year carry forward cap available)	0.00	68,789.00	68,789.00 Below Cap
	Non-Concessional	0.00	100,000.00	100,000.00 Below Cap

### Carry Forward Unused Concessional Contribution Cap

Member	2016	2017	2018	2019	2020	2021	Current Position
Willmott, Antony Paul							
Concessional Contribution Cap	35,000.00	35,000.00	25,000.00	25,000.00	25,000.00	25,000.00	
Concessional Contribution	0.00	0.00	0.00	25,000.00	24,999.96	24,999.96	
Unused Concessional Contribution	0.00	0.00	0.00	0.00	0.04	0.04	
Cumulative Carry Forward Unused	N/A	N/A	N/A	0.00	0.00	0.04	
Maximum Cap Available	35,000.00	35,000.00	25,000.00	25,000.00	25,000.00	25,000.04	0.08 Below Cap
Total Super Balance	0.00	0.00	73.75	78.19	24,105.00	24,122.60	



03/12/2020					Employer	ANGLO AMERICAN METALLURGICAL COAL PTY LTD	2,083.33			
29/12/2020	Tony SGC	Employer	2,083.33							
30/12/2020					Employer	ANGLO AMERICAN METALLURGICAL COAL PTY LTD	2,083.33			
08/02/2021	Tony SGC	Employer	2,083.33							
09/02/2021					Employer	ANGLO AMERICAN METALLURGICAL COAL PTY LTD	2,083.33			
26/02/2021	Tony SGC	Employer	2,083.33							
27/02/2021					Employer	ANGLO AMERICAN METALLURGICAL COAL PTY LTD	2,083.33			
08/04/2021	Tony SGC	Employer	2,083.33							
09/04/2021					Employer	ANGLO AMERICAN METALLURGICAL COAL PTY LTD	2,083.33			
07/05/2021	Tony SGC	Employer	2,083.33							
08/05/2021					Employer	ANGLO AMERICAN METALLURGICAL COAL PTY LTD	2,083.33			
28/05/2021	Tony SGC	Employer	2,083.33							
29/05/2021					Employer	ANGLO AMERICAN METALLURGICAL COAL PTY LTD	2,083.33			
22/06/2021	Tony SGC	Employer	2,083.33							
23/06/2021					Employer	ANGLO AMERICAN METALLURGICAL COAL PTY LTD	2,083.33			
<b>Total - Willmott, Antony Paul</b>			<b>24,999.96</b>	<b>0.00</b>	<b>0.00</b>	<b>0.00</b>	<b>24,999.96</b>	<b>0.00</b>	<b>0.00</b>	

**Total for All Members**

---

24,999.96	0.00	0.00	0.00
-----------	------	------	------

---

**Willmott Superannuation Fund**

**Contributions Summary Report**

For The Period 01 July 2020 - 30 June 2021

---

**Antony Paul Willmott**

Date of Birth:	Provided
Age:	59 (at year end)
Member Code:	WILANT00002A
Total Super Balance* <sup>1</sup> as at 30/06/2020:	24,122.60

**Contributions Summary**

**2021**

**Concessional Contribution**

Employer	24,999.96
	<hr/>
	24,999.96

**Total Contributions**

---

**24,999.96**

---

\*1 TSB can include information external to current fund's transaction records. The amount is per individual across all funds.

---

# Willmott Superannuation Fund Investment Summary Report

As at 30 June 2021

Investment	Units	Market Price	Market Value	Average Cost	Accounting Cost	Unrealised Gain/(Loss)	Gain/(Loss)%	Portfolio Weight%	
<b>Cash/Bank Accounts</b>									
	Cash at Bank - Acc:10364102	283.360000	283.36	283.36	283.36			0.06 %	
			<b>283.36</b>		<b>283.36</b>			<b>0.06 %</b>	
<b>Shares in Listed Companies (Australian)</b>									
APA.AX	APA Group	4,236.00	8.900000	37,700.40	9.34	39,545.14	(1,844.74)	(4.66) %	8.62 %
ANZ.AX	Australia And New Zealand Banking Group Limited	650.00	28.150000	18,297.50	27.76	18,041.25	256.25	1.42 %	4.18 %
CCZ.AX	Castillo Copper Limited	20,000.00	0.038000	760.00	0.05	1,029.95	(269.95)	(26.21) %	0.17 %
HLS.AX	Healius Limited	2,550.00	4.630000	11,806.50	3.77	9,621.40	2,185.10	22.71 %	2.70 %
JHX.AX	James Hardie Industries Plc	1,700.00	45.270000	76,959.00	18.16	30,865.38	46,093.62	149.34 %	17.60 %
MQG.AX	Macquarie Group Limited	225.00	156.430000	35,196.75	88.55	19,924.02	15,272.73	76.65 %	8.05 %
NAB.AX	National Australia Bank Limited	1,598.00	26.220000	41,899.56	25.84	41,288.76	610.80	1.48 %	9.58 %
NTU.AX	Northern Minerals Limited	25,000.00	0.033000	825.00	0.05	1,179.95	(354.95)	(30.08) %	0.19 %
RMD.AX	Resmed Inc	2,000.00	32.760000	65,520.00	8.07	16,133.97	49,386.03	306.10 %	14.98 %
SHL.AX	Sonic Healthcare Limited	275.00	38.400000	10,560.00	25.36	6,973.70	3,586.30	51.43 %	2.41 %
TLS.AX	Telstra Corporation Limited.	14,930.00	3.760000	56,136.80	3.48	51,960.35	4,176.45	8.04 %	12.84 %
WPL.AX	Woodside Petroleum Ltd	1,327.00	22.210000	29,472.67	32.72	43,416.37	(13,943.70)	(32.12) %	6.74 %
			<b>385,134.18</b>		<b>279,980.24</b>	<b>105,153.94</b>	<b>37.56 %</b>	<b>88.07 %</b>	
<b>Stapled Securities</b>									
SGP.AX	Stockland	800.00	4.660000	3,728.00	4.84	3,869.95	(141.95)	(3.67) %	0.85 %
			<b>3,728.00</b>		<b>3,869.95</b>	<b>(141.95)</b>	<b>(3.67) %</b>	<b>0.85 %</b>	
<b>Units in Listed Unit Trusts (Australian)</b>									
TCL.AX	Transurban Group	3,385.00	14.230000	48,168.55	11.56	39,114.48	9,054.07	23.15 %	11.01 %
			<b>48,168.55</b>		<b>39,114.48</b>	<b>9,054.07</b>	<b>23.15 %</b>	<b>11.01 %</b>	
			<b>437,314.09</b>		<b>323,248.03</b>	<b>114,066.06</b>	<b>35.29 %</b>	<b>100.00 %</b>	

## Willmott Superannuation Fund

# Investment Summary with Market Movement

As at 30 June 2021

Investment	Units	Market Price	Market Value	Average Cost	Accounting Cost	Overall	Unrealised Current Year	Realised Movement	
<b>Cash/Bank Accounts</b>									
Cash at Bank - Acc:10364102		283.360000	283.36	283.36	283.36				
			<b>283.36</b>		<b>283.36</b>				
<b>Shares in Listed Companies (Australian)</b>									
APA.AX	APA Group	4,236.00	8.900000	37,700.40	9.34	39,545.14	(1,844.74)	(9,446.28)	0.00
ANZ.AX	Australia And New Zealand Banking Group Limited	650.00	28.150000	18,297.50	27.76	18,041.25	256.25	256.25	0.00
BPT.AX	Beach Energy Limited	0.00	1.240000	0.00	0.00	0.00	0.00	(1,858.77)	(855.06)
CCZ.AX	Castillo Copper Limited	20,000.00	0.038000	760.00	0.05	1,029.95	(269.95)	(269.95)	0.00
HLS.AX	Healius Limited	2,550.00	4.630000	11,806.50	3.77	9,621.40	2,185.10	2,185.10	0.00
JHX.AX	James Hardie Industries Plc	1,700.00	45.270000	76,959.00	18.16	30,865.38	46,093.62	30,175.00	0.00
MQG.AX	Macquarie Group Limited	225.00	156.430000	35,196.75	88.55	19,924.02	15,272.73	8,503.31	0.00
NAB.AX	National Australia Bank Limited	1,598.00	26.220000	41,899.56	25.84	41,288.76	610.80	11,880.33	0.00
NTU.AX	Northern Minerals Limited	25,000.00	0.033000	825.00	0.05	1,179.95	(354.95)	(354.95)	0.00
RMD.AX	Resmed Inc	2,000.00	32.760000	65,520.00	8.07	16,133.97	49,386.03	10,440.00	0.00
SHL.AX	Sonic Healthcare Limited	275.00	38.400000	10,560.00	25.36	6,973.70	3,586.30	2,191.75	0.00
TLS.AX	Telstra Corporation Limited.	14,930.00	3.760000	56,136.80	3.48	51,960.35	4,176.45	9,466.49	0.00
WPL.AX	Woodside Petroleum Ltd	1,327.00	22.210000	29,472.67	32.72	43,416.37	(13,943.70)	743.12	0.00
			<b>385,134.18</b>		<b>279,980.24</b>	<b>105,153.94</b>	<b>63,911.40</b>	<b>(855.06)</b>	
<b>Stapled Securities</b>									
SGP.AX	Stockland	800.00	4.660000	3,728.00	4.84	3,869.95	(141.95)	(141.95)	0.00
			<b>3,728.00</b>		<b>3,869.95</b>	<b>(141.95)</b>	<b>(141.95)</b>	<b>0.00</b>	
<b>Units in Listed Unit Trusts (Australian)</b>									
TCL.AX	Transurban Group	3,385.00	14.230000	48,168.55	11.56	39,114.48	9,054.07	392.41	0.00
			<b>48,168.55</b>		<b>39,114.48</b>	<b>9,054.07</b>	<b>392.41</b>	<b>0.00</b>	
			<b>437,314.09</b>		<b>323,248.03</b>	<b>114,066.06</b>	<b>64,161.86</b>	<b>(855.06)</b>	





# Willmott Superannuation Fund

## Investment Movement Report

As at 30 June 2021

Investment	Opening Balance		Additions		Disposals			Closing Balance		Market Value
	Units	Cost	Units	Cost	Units	Cost	Accounting Profit/(Loss)	Units	Cost	
	2,000.00	16,133.97						2,000.00	16,133.97	65,520.00
SHL.AX - Sonic Healthcare Limited	275.00	6,973.70						275.00	6,973.70	10,560.00
TLS.AX - Telstra Corporation Limited.	13,287.00	46,878.35	1,643.00	5,082.00				14,930.00	51,960.35	56,136.80
WPL.AX - Woodside Petroleum Ltd	1,327.00	43,416.37						1,327.00	43,416.37	29,472.67
		<b>252,643.71</b>		<b>40,677.76</b>		<b>(13,341.23)</b>	<b>(855.06)</b>		<b>279,980.24</b>	<b>385,134.18</b>
<b>Stapled Securities</b>										
SGP.AX3 - Stockland			800.00	3,869.95				800.00	3,869.95	3,728.00
				<b>3,869.95</b>					<b>3,869.95</b>	<b>3,728.00</b>
<b>Units in Listed Unit Trusts (Australian)</b>										
TCL.AX - Transurban Group	3,308.00	38,080.38	77.00	1,034.10				3,385.00	39,114.48	48,168.55
		<b>38,080.38</b>		<b>1,034.10</b>					<b>39,114.48</b>	<b>48,168.55</b>
		<b>296,973.13</b>		<b>88,949.80</b>		<b>(62,674.90)</b>	<b>(855.06)</b>		<b>323,248.03</b>	<b>437,314.09</b>

**Willmott Superannuation Fund**  
**Realised Capital Gains Report**

For The Period 01 July 2020 - 30 June 2021

Investment		Accounting Treatment				Tax Treatment						
Purchase Contract Date	Disposal Contract Date	Units	Cost	Proceeds	Accounting Profit/(Loss)	Adjusted Cost Base	Reduced Cost Base	Indexed Cost Base	Indexed Gains	Discounted Gains (Gross)	Other Gains	Capital Loss
<b>Shares in Listed Companies (Australian)</b>												
BPT.AX - Beach Energy Limited												
02/01/2019	05/05/2021	10,000.00	13,341.23	12,486.17	(855.06)	13,341.23	13,341.23	0.00	0.00	0.00	0.00	(855.06)
		<b>10,000.00</b>	<b>13,341.23</b>	<b>12,486.17</b>	<b>(855.06)</b>	<b>13,341.23</b>	<b>13,341.23</b>	<b>0.00</b>	<b>0.00</b>	<b>0.00</b>	<b>0.00</b>	<b>(855.06)</b>
		<b>10,000.00</b>	<b>13,341.23</b>	<b>12,486.17</b>	<b>(855.06)</b>	<b>13,341.23</b>	<b>13,341.23</b>	<b>0.00</b>	<b>0.00</b>	<b>0.00</b>	<b>0.00</b>	<b>(855.06)</b>
		<b>10,000.00</b>	<b>13,341.23</b>	<b>12,486.17</b>	<b>(855.06)</b>	<b>13,341.23</b>	<b>13,341.23</b>	<b>0.00</b>	<b>0.00</b>	<b>0.00</b>	<b>0.00</b>	<b>(855.06)</b>

Willmott Superannuation Fund

# Capital Gains Reconciliation Report

For The Period 01 July 2020 - 30 June 2021

	Total	Discounted	Indexed	Other	Notional
<b>Losses available to offset</b>					
Carried forward from prior losses	3,572.26				
Carried forward from prior losses - Collectables	0.00				
Current year capital losses	855.06				
Current year capital losses - Collectables	0.00				
<b>Total Losses Available</b>	<b>4,427.32</b>				
<b>Total Losses Available - Collectables</b>	<b>0.00</b>				
<b>Capital Gains</b>					
Capital gains from disposal of assets	0.00	0.00	0.00	0.00	0.00
Capital gains from disposal of assets - Collectables	0.00	0.00	0.00	0.00	0.00
Capital gains from trust distributions	0.00	0.00	0.00	0.00	0.00
<b>Capital Gains Before Losses applied</b>	<b>0.00</b>	<b>0.00</b>	<b>0.00</b>	<b>0.00</b>	<b>0.00</b>
<b>Losses and discount applied</b>					
Losses applied	0.00	0.00	0.00	0.00	0.00
Losses applied - Collectables	0.00	0.00	0.00	0.00	0.00
Capital gains after losses applied	0.00	0.00	0.00	0.00	0.00
Capital gains after losses applied - Collectables	0.00	0.00	0.00	0.00	0.00
CGT Discount applied	0.00				
CGT Discount applied - Collectables	0.00				

**Willmott Superannuation Fund**

**Capital Gains Reconciliation Report**

For The Period 01 July 2020 - 30 June 2021

---

	<b>Total</b>	<b>Discounted</b>	<b>Indexed</b>	<b>Other</b>	<b>Notional</b>
<b>Net Capital Gain</b>					
Net capital gain	0.00				
Net capital gain - Collectables	0.00				
<b>Total Net Capital Gain (11A)</b>	<b>0.00</b>				
<b>Net Capital Losses Carried Forward to later income</b>					
Net Capital Losses Carried Forward to later income years	4,427.32				
Net Capital Losses Carried Forward to later income years - Collectables	0.00				
<b>Total Net Capital Losses Carried Forward to later income years (14V)</b>	<b>4,427.32</b>				

---

Note

Refer to Realised Gains Report for details of Disposals at a Security level

Refer to Distribution Reconciliation Report for Trust Distribution details at a Security level

---

# Willmott Superannuation Fund

## Investment Income Comparison Report

As at 30 June 2021

Investment	Ledger Data			ASX & UUT Data							
	Transaction Date	Income Amount	Franking Credit	Date Payable	Ex Div/Dist Date	Units On Hand	45 Day Qualified	Amount per share/unit	Estimated Income	Estimated Franking*	
<b>Reconciled</b>											
<b>Shares in Listed Companies (Australian)</b>											
BPT.AX	Beach Energy Limited	30/09/2020	100.00	42.86	30/09/2020	28/08/2020	10,000.00	10,000.00	0.0100	100.00	42.86
BPT.AX	Beach Energy Limited	31/03/2021	100.00	42.86	31/03/2021	25/02/2021	10,000.00	10,000.00	0.0100	100.00	42.86
HLS.AX	Healius Limited	15/04/2021	123.50	52.93	15/04/2021	25/03/2021	1,900.00	1,900.00	0.0650	123.50	52.93
JHX.AX	James Hardie Industries Plc	30/04/2021	1,529.03	0.00	30/04/2021	18/02/2021	1,700.00	1,700.00	0.8994	1,529.03	0.00
MQG.AX	Macquarie Group Limited	03/07/2020	394.20	67.58	03/07/2020	18/05/2020	219.00	219.00	1.8000	394.20	67.58
MQG.AX	Macquarie Group Limited	22/12/2020	301.05	51.61	22/12/2020	16/11/2020	223.00	223.00	1.3500	301.05	51.61
NAB.AX	National Australia Bank Limited	03/07/2020	411.90	176.53	03/07/2020	01/05/2020	1,373.00	1,373.00	0.3000	411.90	176.53
NAB.AX	National Australia Bank Limited	10/12/2020	420.00	180.00	10/12/2020	12/11/2020	1,400.00	1,400.00	0.3000	420.00	180.00
SHL.AX	Sonic Healthcare Limited	22/09/2020	140.25	18.03	22/09/2020	07/09/2020	275.00	275.00	0.5100	140.25	18.03
SHL.AX	Sonic Healthcare Limited	24/03/2021	99.00	12.73	24/03/2021	09/03/2021	275.00	275.00	0.3600	99.00	12.73
TLS.AX	Telstra Corporation Limited.	24/09/2020	1,062.96	455.55	24/09/2020	26/08/2020	13,287.00	13,287.00	0.0800	1,062.96	455.55
TLS.AX	Telstra Corporation Limited.	26/03/2021	1,164.48	499.06	26/03/2021	24/02/2021	14,556.00	14,556.00	0.0800	1,164.48	499.06
WPL.AX	Woodside Petroleum Ltd	18/09/2020	481.00	206.14	18/09/2020	24/08/2020	1,327.00	1,327.00	0.3625	481.00	206.14
WPL.AX	Woodside Petroleum Ltd	24/03/2021	202.98	86.99	24/03/2021	25/02/2021	1,327.00	1,327.00	0.1530	202.98	86.99
			<b>6,530.35</b>	<b>1,892.87</b>					<b>6.2799</b>	<b>6,530.35</b>	<b>1,892.87</b>
<b>Unreconciled</b>											
<b>Shares in Listed Companies (Australian)</b>											
APA.AX**	APA Group	16/09/2020	1,055.81		16/09/2020	29/06/2020	4,236.00	4,236.00	0.2700	1,143.72	154.89
APA.AX**	APA Group	17/03/2021	1,016.64		17/03/2021	30/12/2020	4,236.00	4,236.00	0.2400	1,016.64	0.00
APA.AX**	APA Group	30/06/2021	70.88	154.89							

**Willmott Superannuation Fund**  
**Investment Income Comparison Report**

As at 30 June 2021

Investment	Ledger Data			ASX & UUT Data							
	Transaction Date	Income Amount	Franking Credit	Date Payable	Ex Div/Dist Date	Units On Hand	45 Day Qualified	Amount per share/unit	Estimated Income	Estimated Franking*	
RMD.AX	Resmed Inc	24/09/2020	108.47	0.00	24/09/2020	19/08/2020	2,000.00	2,000.00	0.0379	75.88	0.00
RMD.AX	Resmed Inc	17/12/2020	107.86	0.00	17/12/2020	11/11/2020	2,000.00	2,000.00	0.0378	75.60	0.00
RMD.AX	Resmed Inc	18/03/2021	100.59	0.00	18/03/2021	10/02/2021	2,000.00	2,000.00	0.0352	70.42	0.00
RMD.AX	Resmed Inc	17/06/2021	100.91	0.00	17/06/2021	12/05/2021	2,000.00	2,000.00	0.0354	70.70	0.00
			<b>2,561.16</b>	<b>154.89</b>					<b>0.6563</b>	<b>2,452.96</b>	<b>154.89</b>
<b>Units in Listed Unit Trusts (Australian)</b>											
TCL.AX**	Transurban Group				14/08/2020	29/06/2020	3,308.00	3,308.00	0.1600	529.28	0.00
TCL.AX**	Transurban Group	16/02/2021	501.90		16/02/2021	30/12/2020	3,346.00	3,346.00	0.1500	501.90	0.00
TCL.AX**	Transurban Group	30/06/2021	693.93	3.35							
			<b>1,195.83</b>	<b>3.35</b>					<b>0.3100</b>	<b>1,031.18</b>	<b>0.00</b>
			<b>10,287.34</b>	<b>2,051.11</b>					<b>7.2462</b>	<b>10,014.49</b>	<b>2,047.76</b>

\*Franking credit is estimated using 45 day qualified units. The estimation might not be accurate for preference shares and hedging arrangements.

\*\*For stapled securities, income may be unreconciled due to ASX data including dividend and distribution components that are recognised in different financial years.

Willmott Superannuation Fund  
**Members Summary**

As at 30 June 2021

Opening Balances	Increases				Decreases					Closing Balance	
	Contributions	Transfers In	Net Earnings	Insurance Proceeds	Pensions Paid	Contributions Tax	Taxes Paid	Benefits Paid/ Transfers Out	Insurance Premiums		Member Expenses
<b>Antony Paul Willmott (Age: 59)</b>											
WILANT00002A - Accumulation											
24,122.60	24,999.96		2,627.89			3,750.00	42.66	21,250.00			26,707.79
<b>24,122.60</b>	<b>24,999.96</b>		<b>2,627.89</b>			<b>3,750.00</b>	<b>42.66</b>	<b>21,250.00</b>			<b>26,707.79</b>
<b>Kim Anne Willmott (Age: 58)</b>											
WILKIM00002A - Accumulation											
317,840.49		21,250.00	70,776.97				1,148.94				408,718.52
<b>317,840.49</b>		<b>21,250.00</b>	<b>70,776.97</b>				<b>1,148.94</b>				<b>408,718.52</b>
<b>341,963.09</b>	<b>24,999.96</b>	<b>21,250.00</b>	<b>73,404.86</b>			<b>3,750.00</b>	<b>1,191.60</b>	<b>21,250.00</b>			<b>435,426.31</b>

# Willmott Superannuation Fund

## Members Statement

Antony Paul Willmott  
 8 Shields Street  
 Redcliffe, Queensland, 4020, Australia

### Your Details

Date of Birth : Provided  
 Age: 59  
 Tax File Number: Provided  
 Date Joined Fund: 13/05/2011  
 Service Period Start Date: 13/05/2011  
 Date Left Fund:  
 Member Code: WILANT00002A  
 Account Start Date: 13/05/2011  
 Account Phase: Accumulation Phase  
 Account Description: Accumulation

Nominated Beneficiaries N/A  
 Vested Benefits 26,707.79  
 Total Death Benefit 26,707.79  
 Current Salary 0.00  
 Previous Salary 0.00  
 Disability Benefit 0.00

### Your Balance

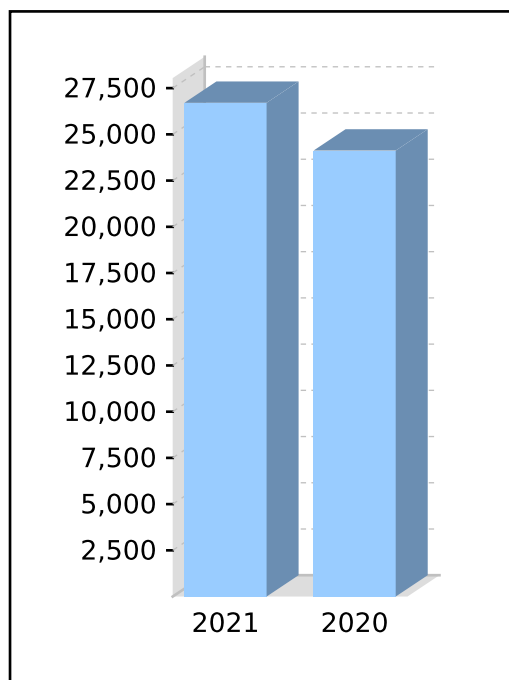
Total Benefits 26,707.79

Preservation Components

Preserved 26,707.79  
 Unrestricted Non Preserved  
 Restricted Non Preserved

Tax Components

Tax Free 73.75  
 Taxable 26,634.04



### Your Detailed Account Summary

	This Year
Opening balance at 01/07/2020	24,122.60
<u>Increases to Member account during the period</u>	
Employer Contributions	24,999.96
Personal Contributions (Concessional)	
Personal Contributions (Non Concessional)	
Government Co-Contributions	
Other Contributions	
Proceeds of Insurance Policies	
Transfers In	
Net Earnings	2,627.89
Internal Transfer In	
<u>Decreases to Member account during the period</u>	
Pensions Paid	
Contributions Tax	3,750.00
Income Tax	42.66
No TFN Excess Contributions Tax	
Excess Contributions Tax	
Refund Excess Contributions	
Division 293 Tax	
Insurance Policy Premiums Paid	
Management Fees	
Member Expenses	
Benefits Paid/Transfers Out	21,250.00
Superannuation Surcharge Tax	
Internal Transfer Out	
Closing balance at 30/06/2021	26,707.79



# Willmott Superannuation Fund

## Members Statement

Kim Anne Willmott  
 8 Shields Street  
 Redcliffe, Queensland, 4020, Australia

### Your Details

Date of Birth : Provided  
 Age: 58  
 Tax File Number: Provided  
 Date Joined Fund: 13/05/2011  
 Service Period Start Date: 13/05/2011  
 Date Left Fund:  
 Member Code: WILKIM00002A  
 Account Start Date: 13/05/2011  
 Account Phase: Accumulation Phase  
 Account Description: Accumulation

Nominated Beneficiaries N/A  
 Vested Benefits 408,718.52  
 Total Death Benefit 408,718.52  
 Current Salary 0.00  
 Previous Salary 0.00  
 Disability Benefit 0.00

### Your Balance

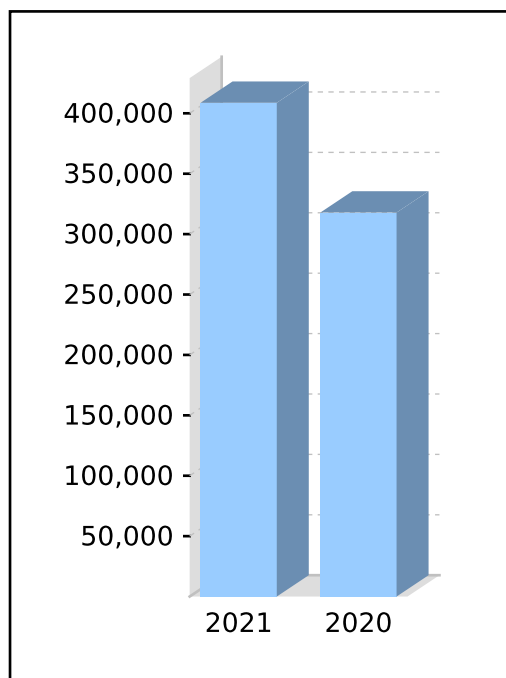
Total Benefits 408,718.52

#### Preservation Components

Preserved 408,567.82  
 Unrestricted Non Preserved 150.70  
 Restricted Non Preserved

#### Tax Components

Tax Free 145,832.65  
 Taxable 262,885.87



### Your Detailed Account Summary

	This Year
Opening balance at 01/07/2020	317,840.49
<u>Increases to Member account during the period</u>	
Employer Contributions	
Personal Contributions (Concessional)	
Personal Contributions (Non Concessional)	
Government Co-Contributions	
Other Contributions	
Proceeds of Insurance Policies	
Transfers In	21,250.00
Net Earnings	70,776.97
Internal Transfer In	
<u>Decreases to Member account during the period</u>	
Pensions Paid	
Contributions Tax	
Income Tax	1,148.94
No TFN Excess Contributions Tax	
Excess Contributions Tax	
Refund Excess Contributions	
Division 293 Tax	
Insurance Policy Premiums Paid	
Management Fees	
Member Expenses	
Benefits Paid/Transfers Out	
Superannuation Surcharge Tax	
Internal Transfer Out	
Closing balance at 30/06/2021	408,718.52

# Willmott Superannuation Fund

## Statement of Taxable Income

For the year ended 30 June 2021

	2021
	\$
Benefits accrued as a result of operations	117,432.36
<b>Less</b>	
Non Taxable Transfer In	21,250.00
Increase in MV of investments	64,161.86
Realised Accounting Capital Gains	(855.06)
Accounting Trust Distributions	3,339.16
	<hr/> 87,895.96
<b>Add</b>	
Franking Credits	2,051.11
TFN Credits - Dividends	46.00
Credit for Tax Withheld - Foreign resident withholding	125.35
Taxable Trust Distributions	1,189.71
	<hr/> 3,412.17
SMSF Annual Return Rounding	(4.57)
	<hr/> 32,944.00
<b>Taxable Income or Loss</b>	<hr/> 32,944.00
Income Tax on Taxable Income or Loss	4,941.60
<b>Less</b>	
Franking Credits	2,051.11
Credit for Tax Withheld - Foreign resident withholding	125.35
	<hr/> 2,765.14
<b>TAX PAYABLE</b>	<hr/> 2,765.14
<b>Less</b>	
TFN Credits	46.00
	<hr/> 2,719.14
<b>CURRENT TAX OR REFUND</b>	<hr/> 2,719.14
Supervisory Levy	259.00
Income Tax Instalments Paid	(2,204.00)
	<hr/> 774.14
<b>AMOUNT DUE OR REFUNDABLE</b>	<hr/> 774.14

\* Distribution tax components review process has not been completed for the financial year.

# Willmott Superannuation Fund

## Create Entries Report

For the period 01 July 2020 to 30 June 2021

### Create Entries Financial Year Summary 01 July 2020 - 30 June 2021

<b>Total Profit</b>	<b>Amount</b>
Income	119,672.75
Less Expense	2,240.39
<b>Total Profit</b>	<b>117,432.36</b>

<b>Tax Summary</b>	<b>Amount</b>
Fund Tax Rate	15.00 %
Total Profit	117,432.36
Less Permanent Differences	64,161.86
Less Timing Differences	0.00
Less Exempt Pension Income	0.00
Less Other Non Taxable Income	21,250.00
Less LIC Deductions	0.00
Add SMSF Non Deductible Expenses	0.00
Add Other Non Deductible Expenses	0.00
Add Total Franking/Foreign/TFN/FRW Credits	2,222.46
Less Realised Accounting Capital Gains	(855.06)
Less Accounting Trust Distributions	3,339.16
Add Taxable Trust Distributions	1,189.71
Less Tax Losses Deducted	0.00
Add SMSF Annual Return Rounding	(4.57)
<b>Taxable Income</b>	<b>32,944.00</b>
<b>Income Tax on Taxable Income or Loss</b>	<b>4,941.60</b>

<b>Profit/(Loss) Available for Allocation</b>	<b>Amount</b>
Total Available Profit	71,182.40
Franking Credits	2,051.11
TFN Credits	46.00
Foreign Credits	0.00
FRW Credits	125.35
<b>Total</b>	<b>73,404.86</b>

<b>Income Tax Expense Available for Allocation</b>	<b>Amount</b>
Income Tax on Taxable Income or Loss	4,941.60
Member Specific Income Tax	(3,750.00)
<b>Total Income Tax Expense Allocation</b>	<b>1,191.60</b>

## Final Segment 1 from 01 July 2020 to 30 June 2021

### Pool Name Unsegregated Pool

Total Profit	Amount
Income	119,672.75
Less Expense	2,240.39
<b>Total Profit</b>	<b>117,432.36</b>

Create Entries Summary	Amount
Fund Tax Rate	15.00 %
Total Profit	117,432.36
Less Permanent Differences	64,161.86
Less Timing Differences	0.00
Less Exempt Pension Income	0.00
Less Other Non Taxable Income	21,250.00
Add SMSF Non Deductible Expenses	0.00
Add Other Non Deductible Expenses	0.00
Add Total Franking/Foreign/TFN/FRW Credits	2,222.46
Less Realised Accounting Capital Gains	(855.06)
Less Accounting Trust Distributions	3,339.16
Add Taxable Trust Distributions	1,189.71
Less Tax Losses Deducted	0.00
Add Taxable Income Adjustment	(4.57)
<b>Taxable Income</b>	<b>32,944.00</b>
<b>Income Tax on Taxable Income or Loss</b>	<b>4,941.60</b>

Member Weighted Balance Summary	Weighting%	Amount
Antony Paul Willmott(WILANT00002A)	3.58	12,595.20
Kim Anne Willmott(WILKIM00002A)	96.42	339,090.49

Profit/(Loss) Available for Allocation	Amount
Total Available Profit	71,182.40
Franking Credits	2,051.11
TFN Credits	46.00
FRW Credits	125.35
<b>Total</b>	<b>73,404.86</b>

Allocation to Members	Weighting%	Amount
Antony Paul Willmott(WILANT00002A)	3.58	2,627.89
Kim Anne Willmott(WILKIM00002A)	96.42	70,776.97

Accumulation Weighted Balance Summary	Weighting%	Amount
Antony Paul Willmott(WILANT00002A)	3.58	12,595.20
Kim Anne Willmott(WILKIM00002A)	96.42	339,090.49

Income Tax Expense Available for Allocation	Amount
Income Tax on Taxable Income or Loss	4,941.60
Member Specific Income Tax	(3,750.00)
<b>Total Income Tax Expense Allocation</b>	<b>1,191.60</b>

Allocation to Members	Weighting%	Amount
Antony Paul Willmott(WILANT00002A)	3.58	42.66
Kim Anne Willmott(WILKIM00002A)	96.42	1,148.94

#### Calculation of daily member weighted balances

##### Antony Paul Willmott (WILANT00002A)

###### Member Balance

01/07/2020	50010	Opening Balance	24,122.60	24,122.60
01/07/2020	54500	Benefits Paid/Transfers Out	(21,250.00)	(21,250.00)
30/07/2020	52420	Contributions	2,083.33	1,917.81
30/07/2020	53800	Contributions Tax	(312.50)	(287.67)
28/08/2020	52420	Contributions	2,083.33	1,752.28
28/08/2020	53800	Contributions Tax	(312.50)	(262.84)
02/10/2020	52420	Contributions	2,083.33	1,552.51
02/10/2020	53800	Contributions Tax	(312.50)	(232.88)
30/10/2020	52420	Contributions	2,083.33	1,392.69
30/10/2020	53800	Contributions Tax	(312.50)	(208.90)
02/12/2020	52420	Contributions	2,083.33	1,204.34
02/12/2020	53800	Contributions Tax	(312.50)	(180.65)
29/12/2020	52420	Contributions	2,083.33	1,050.23
29/12/2020	53800	Contributions Tax	(312.50)	(157.53)
08/02/2021	52420	Contributions	2,083.33	816.21
08/02/2021	53800	Contributions Tax	(312.50)	(122.43)
26/02/2021	52420	Contributions	2,083.33	713.47
26/02/2021	53800	Contributions Tax	(312.50)	(107.02)
08/04/2021	52420	Contributions	2,083.33	479.45
08/04/2021	53800	Contributions Tax	(312.50)	(71.92)
07/05/2021	52420	Contributions	2,083.33	313.93
07/05/2021	53800	Contributions Tax	(312.50)	(47.09)
28/05/2021	52420	Contributions	2,083.33	194.06
28/05/2021	53800	Contributions Tax	(312.50)	(29.11)
22/06/2021	52420	Contributions	2,083.33	51.37
22/06/2021	53800	Contributions Tax	(312.50)	(7.71)
<b>Total Amount (Weighted)</b>				<b>12,595.20</b>

##### Kim Anne Willmott (WILKIM00002A)

###### Member Balance

01/07/2020	50010	Opening Balance	317,840.49	317,840.49
01/07/2020	52850	Transfers In	21,250.00	21,250.00
<b>Total Amount (Weighted)</b>				<b>339,090.49</b>

#### Calculation of Net Capital Gains

Capital gains from Unsegregated Pool	0.00
Capital gains from Unsegregated Pool - Collectables	0.00
Capital Gain Adjustment from prior segments	0.00
Realised Notional gains	0.00
Carried forward losses from prior years	3,572.26
Current year capital losses from Unsegregated Pool	855.06
Current year capital losses from Unsegregated Pool - Collectables	0.00
Total CGT Discount Applied	0.00
<b>Capital Gain /(Losses carried forward)</b>	<b>0.00</b>
<b>CGT allocated in prior segments</b>	<b>0.00</b>
<b>Allocations of Net Capital Gains to Pools</b>	
Capital Gain Proportion - Unsegregated Pool (0/0)=100.00%	0.00

#### Foreign Tax Offset Calculations

##### Segment 01 July 2020 to 30 June 2021

Claimable FTO - Unsegregated Pool	0.00
-----------------------------------	------

<b>Claimable FTO</b>	<b>0.00</b>
----------------------	-------------

<b>Total Claimable Foreign Credits for the Year</b>	<b>0.00</b>
---	-------------

<b>Foreign Tax Offset (Label C1)</b>	<b>0.00</b>
--------------------------------------	-------------

<b>Applied/Claimed FTO</b>	<b>0.00</b>
----------------------------	-------------

##### Allocations of Foreign Tax Offset to Members

Antony Paul Willmott(WILANT00002A) - 100.00 %	0.00
---	------

Kim Anne Willmott(WILKIM00002A) - 0.00 %	0.00
--	------

<b>Total Foreign Tax Offset Allocated to Members</b>	<b>0.00</b>
--	-------------

# Self-managed superannuation fund annual return **2021**

## Who should complete this annual return?

Only self-managed superannuation funds (SMSFs) can complete this annual return. All other funds must complete the *Fund income tax return 2021* (NAT 71287).

- ❗ The *Self-managed superannuation fund annual return instructions 2021* (NAT 71606) (the instructions) can assist you to complete this annual return.
- ➔ The SMSF annual return cannot be used to notify us of a change in fund membership. You must update fund details via ABR.gov.au or complete the Change of details for superannuation entities form (NAT 3036).

## To complete this annual return

- Print clearly, using a BLACK pen only.
  - Use BLOCK LETTERS and print one character per box.
- S M I T #   S T
- Place  in ALL applicable boxes.

- ➔ Postal address for annual returns:

**Australian Taxation Office**  
**GPO Box 9845**  
 [insert the name and postcode  
 of your capital city]

For example;

**Australian Taxation Office**  
**GPO Box 9845**  
**SYDNEY NSW 2001**

## Section A: Fund information

**1 Tax file number (TFN)**

- ➔ To assist processing, write the fund's TFN at the top of pages 3, 5, 7 and 9.

- ❗ The ATO is authorised by law to request your TFN. You are not obliged to quote your TFN but not quoting it could increase the chance of delay or error in processing your annual return. See the Privacy note in the Declaration.

**2 Name of self-managed superannuation fund (SMSF)**

Willmott Superannuation Fund

**3 Australian business number (ABN)** (if applicable)

**4 Current postal address**

Level 1 Mitcham House

1355 Gympie Road

Suburb/town

Aspley

State/territory

QLD

Postcode

4034

**5 Annual return status**

Is this an amendment to the SMSF's 2021 return?

**A** No  Yes

Is this the first required return for a newly registered SMSF?

**B** No  Yes

Tax File Number **6 SMSF auditor**

Auditor's name

Title: Mr  Mrs  Miss  Ms  Other 

Family name

First given name

Other given names

SMSF Auditor Number

Auditor's phone number

Postal address

Suburb/town

State/territory

Postcode

Date audit was completed **A**  /  / 

Was Part A of the audit report qualified?

**B** No  Yes 

Was Part B of the audit report qualified?

**C** No  Yes 

If Part B of the audit report was qualified, have the reported issues been rectified?

**D** No  Yes **7 Electronic funds transfer (EFT)**

We need your self-managed super fund's financial institution details to pay any super payments and tax refunds owing to you.

**A Fund's financial institution account details**

This account is used for super contributions and rollovers. Do not provide a tax agent account here.

Fund BSB number

Fund account number

Fund account name

I would like my tax refunds made to this account.  Go to C.**B Financial institution account details for tax refunds**

This account is used for tax refunds. You can provide a tax agent account here.

BSB number

Account number

Account name

**C Electronic service address alias**

Provide the electronic service address alias (ESA) issued by your SMSF messaging provider. (For example, SMSFdataESAAlias). See instructions for more information.



Tax File Number 

- 8 Status of SMSF** Australian superannuation fund **A** No  Yes  Fund benefit structure **B**  Code
- Does the fund trust deed allow acceptance of the Government's Super Co-contribution and Low Income Super Amounts? **C** No  Yes

**9 Was the fund wound up during the income year?**

- No  Yes  If yes, provide the date on which the fund was wound up  Day /  Month /  Year Have all tax lodgment and payment obligations been met? No  Yes

**10 Exempt current pension income**

Did the fund pay retirement phase superannuation income stream benefits to one or more members in the income year?

- To claim a tax exemption for current pension income, you must pay at least the minimum benefit payment under the law. Record exempt current pension income at Label **A**.

No  Go to Section B: Income.Yes  Exempt current pension income amount **A** \$ 

Which method did you use to calculate your exempt current pension income?

Segregated assets method **B** Unsegregated assets method **C**  Was an actuarial certificate obtained? **D** Yes 

Did the fund have any other income that was assessable?

**E** Yes  Go to Section B: Income.No  Choosing 'No' means that you do not have any assessable income, including no-TFN quoted contributions. Go to Section C: Deductions and non-deductible expenses. (Do **not** complete Section B: Income.)

- If you are entitled to claim any tax offsets, you can list these at Section D: Income tax calculation statement.

Tax File Number **Provided**

### Section B: Income

**Do not complete this section** if all superannuation interests in the SMSF were supporting superannuation income streams in the retirement phase for the **entire year**, there was **no** other income that was assessable, and you **have not** realised a deferred notional gain. If you are entitled to claim any tax offsets, you can record these at Section D: Income tax calculation statement.

#### 11 Income

Did you have a capital gains tax (CGT) event during the year? **G** No  Yes

If the total capital loss or total capital gain is greater than \$10,000 or you elected to use the transitional CGT relief in 2017 and the deferred notional gain has been realised, complete and attach a *Capital gains tax (CGT) schedule 2021*.

Have you applied an exemption or rollover? **M** No  Yes  Code

Net capital gain **A** \$

Gross rent and other leasing and hiring income **B** \$

Gross interest **C** \$

Forestry managed investment scheme income **X** \$

Gross foreign income	<input type="text"/>	Net foreign income	<input type="text"/>	Loss <input type="checkbox"/>
<b>D1</b> \$	1,946	<b>D</b> \$	1,946	

Australian franking credits from a New Zealand company **E** \$

Transfers from foreign funds **F** \$  Number

Gross payments where ABN not quoted **H** \$

Gross distribution from partnerships **I** \$  Loss

\*Unfranked dividend amount **J** \$

\*Franked dividend amount **K** \$

\*Dividend franking credit **L** \$

\*Gross trust distributions **M** \$  Code

<b>Calculation of assessable contributions</b>	
Assessable employer contributions	<b>R1</b> \$ <input type="text" value="24,999"/>
plus Assessable personal contributions	<b>R2</b> \$ <input type="text"/>
plus **No-TFN-quoted contributions <i>(an amount must be included even if it is zero)</i>	<b>R3</b> \$ <input type="text" value="0"/>
less Transfer of liability to life insurance company or PST	<b>R6</b> \$ <input type="text"/>

**Assessable contributions**  
**R** \$   
*(R1 plus R2 plus R3 less R6)*

<b>Calculation of non-arm's length income</b>	
*Net non-arm's length private company dividends	<b>U1</b> \$ <input type="text"/>
plus *Net non-arm's length trust distributions	<b>U2</b> \$ <input type="text"/>
plus *Net other non-arm's length income	<b>U3</b> \$ <input type="text"/>

\*Other income **S** \$  Code

\*Assessable income due to changed tax status of fund **T** \$

**Net non-arm's length income**  
**U** \$   
*(subject to 45% tax rate)  
(U1 plus U2 plus U3)*

#This is a mandatory label.  
\*If an amount is entered at this label, check the instructions to ensure the correct tax treatment has been applied.

<b>GROSS INCOME</b> <i>(Sum of labels A to U)</i>	<b>W</b> \$ <input type="text" value="35,184"/>	Loss <input type="checkbox"/>
--	---	-------------------------------

Exempt current pension income **Y** \$

<b>TOTAL ASSESSABLE INCOME</b> <i>(W less Y)</i>	<b>V</b> \$ <input type="text" value="35,184"/>	Loss <input type="checkbox"/>
---	---	-------------------------------

Tax File Number Provided

## Section C: Deductions and non-deductible expenses

### 12 Deductions and non-deductible expenses

Under 'Deductions' list all expenses and allowances you are entitled to claim a deduction for. Under 'Non-deductible expenses', list all other expenses or normally allowable deductions that you cannot claim as a deduction (for example, all expenses related to exempt current pension income should be recorded in the 'Non-deductible expenses' column).

	DEDUCTIONS		NON-DEDUCTIBLE EXPENSES
Interest expenses within Australia	<b>A1</b> \$ <input style="width: 150px;" type="text"/>		<b>A2</b> \$ <input style="width: 150px;" type="text"/>
Interest expenses overseas	<b>B1</b> \$ <input style="width: 150px;" type="text"/>		<b>B2</b> \$ <input style="width: 150px;" type="text"/>
Capital works expenditure	<b>D1</b> \$ <input style="width: 150px;" type="text"/>		<b>D2</b> \$ <input style="width: 150px;" type="text"/>
Decline in value of depreciating assets	<b>E1</b> \$ <input style="width: 150px;" type="text"/>		<b>E2</b> \$ <input style="width: 150px;" type="text"/>
Insurance premiums – members	<b>F1</b> \$ <input style="width: 150px;" type="text"/>		<b>F2</b> \$ <input style="width: 150px;" type="text"/>
SMSF auditor fee	<b>H1</b> \$ <input style="width: 150px;" type="text" value="330"/>		<b>H2</b> \$ <input style="width: 150px;" type="text"/>
Investment expenses	<b>I1</b> \$ <input style="width: 150px;" type="text"/>		<b>I2</b> \$ <input style="width: 150px;" type="text"/>
Management and administration expenses	<b>J1</b> \$ <input style="width: 150px;" type="text" value="1,909"/>		<b>J2</b> \$ <input style="width: 150px;" type="text"/>
Forestry managed investment scheme expense	<b>U1</b> \$ <input style="width: 150px;" type="text"/>		<b>U2</b> \$ <input style="width: 150px;" type="text"/>
Other amounts	<b>L1</b> \$ <input style="width: 150px;" type="text" value="1"/> <span style="border: 1px solid black; padding: 2px; font-size: 8px;">Code 0</span>		<b>L2</b> \$ <input style="width: 150px;" type="text"/> <span style="border: 1px solid black; padding: 2px; font-size: 8px;">Code  </span>
Tax losses deducted	<b>M1</b> \$ <input style="width: 150px;" type="text"/>		

**TOTAL DEDUCTIONS**

**N** \$   
(Total **A1** to **M1**)

**TOTAL NON-DEDUCTIBLE EXPENSES**

**Y** \$   
(Total **A2** to **L2**)

**#TAXABLE INCOME OR LOSS** Loss

**O** \$   
(**TOTAL ASSESSABLE INCOME** less **TOTAL DEDUCTIONS**)

**TOTAL SMSF EXPENSES**

**Z** \$   
(**N** plus **Y**)

#This is a mandatory label.

Tax File Number Provided**Section D: Income tax calculation statement****#Important:**

Section B label **R3**, Section C label **O** and Section D labels **A, T1, J, T5** and **I** are mandatory. If you leave these labels blank, you will have specified a zero amount.

**13 Calculation statement**

Please refer to the *Self-managed superannuation fund annual return instructions 2021* on how to complete the calculation statement.

#Taxable income	<b>A \$</b>	<input type="text" value="32,944"/>
		<i>(an amount must be included even if it is zero)</i>
#Tax on taxable income	<b>T1 \$</b>	<input type="text" value="4,941.60"/>
		<i>(an amount must be included even if it is zero)</i>
#Tax on no-TFN-quoted contributions	<b>J \$</b>	<input type="text" value="0.00"/>
		<i>(an amount must be included even if it is zero)</i>

Gross tax **B \$**   
*(T1 plus J)*

Foreign income tax offset	<b>C1 \$</b>	<input type="text"/>	Non-refundable non-carry forward tax offsets	<b>C \$</b>	<input type="text"/>
Rebates and tax offsets	<b>C2 \$</b>	<input type="text"/>			<i>(C1 plus C2)</i>

**SUBTOTAL 1**

**T2 \$**   
*(B less C – cannot be less than zero)*

Early stage venture capital limited partnership tax offset	<b>D1 \$</b>	<input type="text" value="0.00"/>	Non-refundable carry forward tax offsets	<b>D \$</b>	<input type="text" value="0.00"/>
Early stage venture capital limited partnership tax offset carried forward from previous year	<b>D2 \$</b>	<input type="text" value="0.00"/>			<i>(D1 plus D2 plus D3 plus D4)</i>
Early stage investor tax offset	<b>D3 \$</b>	<input type="text" value="0.00"/>			
Early stage investor tax offset carried forward from previous year	<b>D4 \$</b>	<input type="text" value="0.00"/>	<b>SUBTOTAL 2</b>	<b>T3 \$</b>	<input type="text" value="4,941.60"/>
					<i>(T2 less D – cannot be less than zero)</i>

Complying fund's franking credits tax offset	<b>E1 \$</b>	<input type="text" value="2,051.11"/>	Refundable tax offsets	<b>E \$</b>	<input type="text" value="2,051.11"/>
No-TFN tax offset	<b>E2 \$</b>	<input type="text"/>			<i>(E1 plus E2 plus E3 plus E4)</i>
National rental affordability scheme tax offset	<b>E3 \$</b>	<input type="text"/>			
Exploration credit tax offset	<b>E4 \$</b>	<input type="text" value="0.00"/>			

#TAX PAYABLE **T5 \$**   
*(T3 less E – cannot be less than zero)*

**Section 102AAM interest charge**

**G \$**

Tax File Number 

Credit for interest on early payments – amount of interest	<b>H1 \$</b>	<input type="text"/>
Credit for tax withheld – foreign resident withholding (excluding capital gains)	<b>H2 \$</b>	<input type="text" value="125.35"/>
Credit for tax withheld – where ABN or TFN not quoted (non-individual)	<b>H3 \$</b>	<input type="text" value="46.00"/>
Credit for TFN amounts withheld from payments from closely held trusts	<b>H5 \$</b>	<input type="text" value="0.00"/>
Credit for interest on no-TFN tax offset	<b>H6 \$</b>	<input type="text"/>
Credit for foreign resident capital gains withholding amounts	<b>H8 \$</b>	<input type="text" value="0.00"/>
<b>Eligible credits</b>		<b>H \$</b> <input type="text" value="171.35"/>
		<i>(H1 plus H2 plus H3 plus H5 plus H6 plus H8)</i>

<b>#Tax offset refunds</b> (Remainder of refundable tax offsets)	<b>I \$</b>	<input type="text" value="0.00"/>
<i>(unused amount from label E – an amount must be included even if it is zero)</i>		

PAYG instalments raised

**K \$** 

Supervisory levy

**L \$** 

Supervisory levy adjustment for wound up funds

**M \$** 

Supervisory levy adjustment for new funds

**N \$** 

<b>AMOUNT DUE OR REFUNDABLE</b> A positive amount at <b>S</b> is what you owe, while a negative amount is refundable to you.	<b>S \$</b>	<input type="text" value="774.14"/>
<i>(T5 plus G less H less I less K plus L less M plus N)</i>		

#This is a mandatory label.

**Section E: Losses****14 Losses**

**!** If total loss is greater than \$100,000, complete and attach a *Losses schedule 2021*.

Tax losses carried forward to later income years **U \$**

Net capital losses carried forward to later income years **V \$**

Tax File Number

Section F: **Member information**

**MEMBER 1**

Title: Mr  Mrs  Miss  Ms  Other

Family name

First given name  Other given names

Member's TFN See the Privacy note in the Declaration.  Date of birth

**Contributions**

OPENING ACCOUNT BALANCE \$

**i** Refer to instructions for completing these labels.

Employer contributions  
**A** \$

ABN of principal employer  
**A1**

Personal contributions  
**B** \$

CGT small business retirement exemption  
**C** \$

CGT small business 15-year exemption amount  
**D** \$

Personal injury election  
**E** \$

Spouse and child contributions  
**F** \$

Other third party contributions  
**G** \$

Proceeds from primary residence disposal  
**H** \$

Receipt date Day / Month / Year  
**H1**  /  /

Assessable foreign superannuation fund amount  
**I** \$

Non-assessable foreign superannuation fund amount  
**J** \$

Transfer from reserve: assessable amount  
**K** \$

Transfer from reserve: non-assessable amount  
**L** \$

Contributions from non-complying funds and previously non-complying funds  
**T** \$

Any other contributions (including Super Co-contributions and Low Income Super Amounts)  
**M** \$

**TOTAL CONTRIBUTIONS N** \$

(Sum of labels **A** to **M**)

**Other transactions**

Accumulation phase account balance  
**S1** \$

Retirement phase account balance - Non CDBIS  
**S2** \$

Retirement phase account balance - CDBIS  
**S3** \$

TRIS Count

Allocated earnings or losses  
**O** \$

Inward rollovers and transfers  
**P** \$

Outward rollovers and transfers  
**Q** \$

Lump Sum payments  
**R1** \$

Income stream payments  
**R2** \$

**CLOSING ACCOUNT BALANCE S** \$

(**S1** plus **S2** plus **S3**)

Loss

Code

Code

Accumulation phase value **X1** \$

Retirement phase value **X2** \$

Outstanding limited recourse borrowing arrangement amount **Y** \$

Tax File Number

**MEMBER 2**

Title: Mr  Mrs  Miss  Ms  Other

Family name

First given name  Other given names

Member's TFN See the Privacy note in the Declaration.  Date of birth

**Contributions**

OPENING ACCOUNT BALANCE \$

**i** Refer to instructions for completing these labels.

Employer contributions

**A** \$

ABN of principal employer

**A1**

Personal contributions

**B** \$

CGT small business retirement exemption

**C** \$

CGT small business 15-year exemption amount

**D** \$

Personal injury election

**E** \$

Spouse and child contributions

**F** \$

Other third party contributions

**G** \$

Proceeds from primary residence disposal

**H** \$

Receipt date Day Month Year

**H1**  /  /

Assessable foreign superannuation fund amount

**I** \$

Non-assessable foreign superannuation fund amount

**J** \$

Transfer from reserve: assessable amount

**K** \$

Transfer from reserve: non-assessable amount

**L** \$

Contributions from non-complying funds and previously non-complying funds

**T** \$

Any other contributions (including Super Co-contributions and Low Income Super Amounts)

**M** \$

**TOTAL CONTRIBUTIONS N** \$

(Sum of labels **A** to **M**)

**Other transactions**

Allocated earnings or losses **O** \$   Loss

Accumulation phase account balance

**S1** \$

Retirement phase account balance - Non CDBIS

**S2** \$

Retirement phase account balance - CDBIS

**S3** \$

Inward rollovers and transfers **P** \$

Outward rollovers and transfers **Q** \$

Lump Sum payments **R1** \$

Income stream payments **R2** \$

TRIS Count

**CLOSING ACCOUNT BALANCE S** \$

(**S1** plus **S2** plus **S3**)

Accumulation phase value **X1** \$

Retirement phase value **X2** \$

Outstanding limited recourse borrowing arrangement amount **Y** \$

Tax File Number Section H: **Assets and liabilities****15 ASSETS****15a Australian managed investments**Listed trusts **A** \$ Unlisted trusts **B** \$ Insurance policy **C** \$ Other managed investments **D** \$ **15b Australian direct investments**Cash and term deposits **E** \$ **Limited recourse borrowing arrangements**

Australian residential real property

**J1** \$ 

Australian non-residential real property

**J2** \$ 

Overseas real property

**J3** \$ 

Australian shares

**J4** \$ 

Overseas shares

**J5** \$ 

Other

**J6** \$ 

Property count

**J7** Debt securities **F** \$ Loans **G** \$ Listed shares **H** \$ Unlisted shares **I** \$ Limited recourse borrowing arrangements **J** \$ Non-residential real property **K** \$ Residential real property **L** \$ Collectables and personal use assets **M** \$ Other assets **O** \$ **15c Other investments**Crypto-Currency **N** \$ **15d Overseas direct investments**Overseas shares **P** \$ Overseas non-residential real property **Q** \$ Overseas residential real property **R** \$ Overseas managed investments **S** \$ Other overseas assets **T** \$ **TOTAL AUSTRALIAN AND OVERSEAS ASSETS U** \$   
(Sum of labels **A** to **T**)**15e In-house assets**Did the fund have a loan to, lease to  
or investment in, related parties  
(known as in-house assets)  
at the end of the income year?**A** No Yes \$



Tax File Number

**15f Limited recourse borrowing arrangements**

If the fund had an LRBA were the LRBA borrowings from a licensed financial institution? **A** No  Yes

Did the members or related parties of the fund use personal guarantees or other security for the LRBA? **B** No  Yes

**16 LIABILITIES**

Borrowings for limited recourse borrowing arrangements	<b>V1</b> \$	<input type="text"/>
Permissible temporary borrowings	<b>V2</b> \$	<input type="text"/>
Other borrowings	<b>V3</b> \$	<input type="text"/>
Borrowings		<b>V</b> \$ <input type="text"/>
Total member closing account balances (total of all <b>CLOSING ACCOUNT BALANCES</b> from Sections F and G)	<b>W</b> \$	<input type="text" value="435,425"/>
Reserve accounts	<b>X</b> \$	<input type="text"/>
Other liabilities	<b>Y</b> \$	<input type="text" value="2,719"/>
<b>TOTAL LIABILITIES</b>	<b>Z</b> \$	<input type="text" value="438,144"/>

**Section I: Taxation of financial arrangements**

**17 Taxation of financial arrangements (TOFA)**

Total TOFA gains **H** \$

Total TOFA losses **I** \$

**Section J: Other information**

**Family trust election status**

If the trust or fund has made, or is making, a family trust election, write the four-digit **income year specified** of the election (for example, for the 2020–21 income year, write **2021**). **A**


If revoking or varying a family trust election, print **R** for revoke or print **V** for variation, and complete and attach the *Family trust election, revocation or variation 2021*. **B**

**Interposed entity election status**

If the trust or fund has an existing election, write the earliest income year specified. If the trust or fund is making one or more elections this year, write the earliest income year being specified and complete an *Interposed entity election or revocation 2021* for each election. **C**

If revoking an interposed entity election, print **R**, and complete and attach the *Interposed entity election or revocation 2021*. **D**

Tax File Number **Section K: Declarations**

 Penalties may be imposed for false or misleading information in addition to penalties relating to any tax shortfalls.

**Important**

Before making this declaration check to ensure that all income has been disclosed and the annual return, all attached schedules and any additional documents are true and correct in every detail. If you leave labels blank, you will have specified a zero amount or the label was not applicable to you. If you are in doubt about any aspect of the annual return, place all the facts before the ATO.

**Privacy**

The ATO is authorised by the *Taxation Administration Act 1953* to request the provision of tax file numbers (TFNs). We will use the TFN to identify the entity in our records. It is not an offence not to provide the TFN. However if you do not provide the TFN, the processing of this form may be delayed.

Taxation law authorises the ATO to collect information and disclose it to other government agencies. For information about your privacy go to [ato.gov.au/privacy](http://ato.gov.au/privacy)

**TRUSTEE'S OR DIRECTOR'S DECLARATION:**

I declare that, the current trustees and directors have authorised this annual return and it is documented as such in the SMSF's records. I have received a copy of the audit report and are aware of any matters raised therein. The information on this annual return, including any attached schedules and additional documentation is true and correct.

Authorised trustee's, director's or public officer's signature

Date  /  /

**Preferred trustee or director contact details:**

Title: Mr  Mrs  Miss  Ms  Other

Family name

First given name

Other given names

Phone number

Email address

Non-individual trustee name (if applicable)

ABN of non-individual trustee

Time taken to prepare and complete this annual return  Hrs

 The Commissioner of Taxation, as Registrar of the Australian Business Register, may use the ABN and business details which you provide on this annual return to maintain the integrity of the register. For further information, refer to the instructions.

**TAX AGENT'S DECLARATION:**

I declare that the *Self-managed superannuation fund annual return 2021* has been prepared in accordance with information provided by the trustees, that the trustees have given me a declaration stating that the information provided to me is true and correct, and that the trustees have authorised me to lodge this annual return.

Tax agent's signature

Date  /  /

**Tax agent's contact details**

Title: Mr  Mrs  Miss  Ms  Other

Family name

First given name

Other given names

Tax agent's practice

Tax agent's phone number

Reference number

Tax agent number

# Capital gains tax (CGT) schedule

# 202%

**When completing this form**

- Print clearly, using a black or dark blue pen only.
- Use BLOCK LETTERS and print one character in each box.

S	M	I	T	H		S	T												
---	---	---	---	---	--	---	---	--	--	--	--	--	--	--	--	--	--	--	--

- Do not use correction fluid or covering stickers.
- Sign next to any corrections with your **full signature** (not initials).

- Use in conjunction with company, trust, fund income tax return or the self-managed superannuation fund annual return.
- Refer to the *Guide to capital gains tax 202F* available on our website at [ato.gov.au](http://ato.gov.au) for instructions on how to complete this schedule.

**Tax file number (TFN)**

**!** We are authorised by law to request your TFN. You do not have to quote your TFN. However, if you don't it could increase the chance of delay or error in processing your form.

**Australian business number (ABN)**

**Taxpayer's name**

Willmott Superannuation Fund

**1 Current year capital gains and capital losses**

	Capital gain	Capital loss
Shares in companies listed on an Australian securities exchange	<b>A \$</b> <input style="width: 90%;" type="text"/>	<b>K \$</b> <input style="width: 90%; text-align: right; value: 855;" type="text"/>
Other shares	<b>B \$</b> <input style="width: 90%;" type="text"/>	<b>L \$</b> <input style="width: 90%;" type="text"/>
Units in unit trusts listed on an Australian securities exchange	<b>C \$</b> <input style="width: 90%;" type="text"/>	<b>M \$</b> <input style="width: 90%;" type="text"/>
Other units	<b>D \$</b> <input style="width: 90%;" type="text"/>	<b>N \$</b> <input style="width: 90%;" type="text"/>
Real estate situated in Australia	<b>E \$</b> <input style="width: 90%;" type="text"/>	<b>O \$</b> <input style="width: 90%;" type="text"/>
Other real estate	<b>F \$</b> <input style="width: 90%;" type="text"/>	<b>P \$</b> <input style="width: 90%;" type="text"/>
Amount of capital gains from a trust (including a managed fund)	<b>G \$</b> <input style="width: 90%;" type="text"/>	
Collectables	<b>H \$</b> <input style="width: 90%;" type="text"/>	<b>Q \$</b> <input style="width: 90%;" type="text"/>
Other CGT assets and any other CGT events	<b>I \$</b> <input style="width: 90%;" type="text"/>	<b>R \$</b> <input style="width: 90%;" type="text"/>
Amount of capital gain previously deferred under transitional CGT relief for superannuation funds	<b>S \$</b> <input style="width: 90%; text-align: right; value: 0;" type="text"/>	
<b>Total current year capital gains</b>	<b>J \$</b> <input style="width: 90%; border: 3px double black;" type="text"/>	

Add the amounts at labels **K** to **R** and write the total in item 2 label **A** – **Total current year capital losses**.

Tax File Number **2 Capital losses**Total current year capital losses **A \$** Total current year capital losses applied **B \$** Total prior year net capital losses applied **C \$** Total capital losses transferred in applied  
(only for transfers involving a foreign bank branch or  
permanent establishment of a foreign financial entity) **D \$** Total capital losses applied **E \$** Add amounts at **B**, **C** and **D**.**3 Unapplied net capital losses carried forward**Net capital losses from collectables carried forward to later income years **A \$** Other net capital losses carried forward to later income years **B \$** Add amounts at **A** and **B** and transfer the total  
to label **V – Net capital losses carried forward  
to later income years** on your tax return.**4 CGT discount**Total CGT discount applied **A \$** **5 CGT concessions for small business**Small business active asset reduction **A \$** Small business retirement exemption **B \$** Small business rollover **C \$** Total small business concessions applied **D \$** **6 Net capital gain**Net capital gain **A \$** **1J less 2E less 4A less 5D** (cannot be less than  
zero). Transfer the amount at **A** to label **A – Net  
capital gain** on your tax return.

Tax File Number

**7 Earnout arrangements**

Are you a party to an earnout arrangement? **A** Yes, as a buyer  Yes, as a seller  No   
 (Print  in the appropriate box.)

**!** If you are a party to more than one earnout arrangement, copy and attach a separate sheet to this schedule providing the details requested here for each additional earnout arrangement.

How many years does the earnout arrangement run for? **B**

What year of that arrangement are you in? **C**

If you are the seller, what is the total estimated capital proceeds from the earnout arrangement? **D** \$

Amount of any capital gain or loss you made under your non-qualifying arrangement in the income year. **E** \$  /  <sup>LOSS</sup>

**!** **Request for amendment**

If you received or provided a financial benefit under a look-through earnout right created in an earlier income year and you wish to seek an amendment to that earlier income year, complete the following:

Income year earnout right created **F**

Amended net capital gain or capital losses carried forward **G** \$  /  <sup>LOSS</sup>

**8 Other CGT information required (if applicable)**

Small business 15 year exemption – exempt capital gains **A** \$  /  <sup>CODE</sup>

Capital gains disregarded by a foreign resident **B** \$

Capital gains disregarded as a result of a scrip for scrip rollover **C** \$

Capital gains disregarded as a result of an inter-company asset rollover **D** \$

Capital gains disregarded by a demerging entity **E** \$

Tax File Number **Taxpayer's declaration**

**!** If the schedule is not lodged with the income tax return you are required to sign and date the schedule.

**Important**

Before making this declaration check to ensure that all the information required has been provided on this form and any attachments to this form, and that the information provided is true and correct in every detail. If you are in doubt about any aspect of the tax return, place all the facts before the ATO. The income tax law imposes heavy penalties for false or misleading statements.

**Privacy**

Taxation law authorises the ATO to collect information and disclose it to other government agencies. This includes personal information of the person authorised to sign the declaration. For information about your privacy go to [ato.gov.au/privacy](http://ato.gov.au/privacy)

*I declare that the information on this form is true and correct.*

Signature

Date

Day	Month	Year
<input type="text"/>	<input type="text"/>	<input type="text"/>

Contact name

Daytime contact number (include area code)

## Losses schedule

# 202%

Companies and trusts that do not join consolidated groups should complete and attach this schedule to their 202F tax return. Superannuation funds should complete and attach this schedule to their 202F tax return.

Print neatly in BLOCK LETTERS with a black or blue ballpoint pen only. Print one letter or number in each box. Do not use correction fluid or tape.

Place  in all applicable boxes.

Refer to *Losses schedule instructions 202F*, available on our website [ato.gov.au](http://ato.gov.au) for instructions on how to complete this schedule.

Tax file number (TFN)

Provided

Name of entity

Willmott Superannuation Fund

Australian business number

93988275578

### Part A – Losses carried forward to the 202%-2& income year – excludes film losses

#### 1 Tax losses carried forward to later income years

Year of loss		
200E–2F	<b>B</b>	
201J–0E	<b>C</b>	
201i–1J	<b>D</b>	
201Ī–1Ī	<b>E</b>	
201î–1î	<b>F</b>	
201Í–1Í and earlier income years	<b>G</b>	
<b>Total</b>	<b>U</b>	

Transfer the amount at **U** to the **Tax losses carried forward to later income years** label on your tax return.

#### 2 Net capital losses carried forward to later income years

Year of loss		
2020–21	<b>H</b>	855
2019–20	<b>I</b>	3,572
201i–19	<b>J</b>	
201Ī–1Ī	<b>K</b>	
201î–1î	<b>L</b>	
201Í–1Í and earlier income years	<b>M</b>	
<b>Total</b>	<b>V</b>	4,427

Transfer the amount at **V** to the **Net capital losses carried forward to later income years** label on your tax return.

Tax File Number **Part B – Ownership and business continuity test** – company and listed widely held trust only

Complete item 3 of **Part B** if a loss is being carried forward to later income years and the business continuity test has to be satisfied in relation to that loss.

Do not complete items 1 or 2 of **Part B** if, in the 2020–21 income year, no loss has been claimed as a deduction, applied against a net capital gain or, in the case of companies, losses have not been transferred in or out.

**1 Whether continuity of majority ownership test passed**

**Note:** If the entity has deducted, applied, transferred in or transferred out (as applicable) in the 2020–21 income year a loss incurred in any of the listed years, print **X** in the **Yes** or **No** box to indicate whether the entity has satisfied the continuity of majority ownership test in respect of that loss.

Year of loss		Yes	No
2020–21	<b>A</b>	<input type="checkbox"/>	<input type="checkbox"/>
2019–20	<b>B</b>	<input type="checkbox"/>	<input type="checkbox"/>
2018–19	<b>C</b>	<input type="checkbox"/>	<input type="checkbox"/>
2017–18	<b>D</b>	<input type="checkbox"/>	<input type="checkbox"/>
2016–17	<b>E</b>	<input checked="" type="checkbox"/>	<input type="checkbox"/>
2015–16 and earlier income years	<b>F</b>	<input type="checkbox"/>	<input type="checkbox"/>

**2 Amount of losses deducted/applied for which the continuity of majority ownership test is not passed but the business continuity test is satisfied** – excludes film lossesTax losses **G** Net capital losses **H** **3 Losses carried forward for which the business continuity test must be satisfied before they can be deducted/applied in later years** – excludes film lossesTax losses **I** Net capital losses **J** **4 Do current year loss provisions apply?**

Is the company required to calculate its taxable income or tax loss for the year under Subdivision 165-B or its net capital gain or net capital loss for the year under Subdivision 165-CB of the *Income Tax Assessment Act 1997* (ITAA 1997)?

**K** Yes  No **Part C – Unrealised losses** – company only

**Note:** These questions relate to the operation of Subdivision 165-CC of ITAA 1997.

Has a changeover time occurred in relation to the company after 1.00pm by legal time in the Australian Capital Territory on 11 November 1999?

**L** Yes  No 

If you printed **X** in the **No** box at **L**, do not complete **M**, **N** or **O**.

At the changeover time did the company satisfy the maximum net asset value test under section 152-15 of ITAA 1997?

**M** Yes  No 

If you printed **X** in the **No** box at **M**, has the company determined it had an unrealised net loss at the changeover time?

**N** Yes  No 

If you printed **X** in the **Yes** box at **N**, what was the amount of unrealised net loss calculated under section 165-115E of ITAA 1997?

**O**



Tax File Number **Part D – Life insurance companies**Complying superannuation class tax losses carried forward to later income years **P** Complying superannuation net capital losses carried forward to later income years **Q** **Part E – Controlled foreign company losses**Current year CFC losses **M** CFC losses deducted **N** CFC losses carried forward **O** **Part F – Tax losses reconciliation statement**Balance of tax losses brought forward from the prior income year **A** **ADD** Uplift of tax losses of designated infrastructure project entities **B** **SUBTRACT** Net forgiven amount of debt **C** **ADD** Tax loss incurred (if any) during current year **D** **ADD** Tax loss amount from conversion of excess franking offsets **E** **SUBTRACT** Net exempt income **F** **SUBTRACT** Tax losses forgone **G** **SUBTRACT** Tax losses deducted **H** **SUBTRACT** Tax losses transferred out under Subdivision 170-A  
(only for transfers involving a foreign bank branch or a PE of a foreign financial entity) **I** Total tax losses carried forward to later income years **J**

Tax File Number 

If the schedule is not lodged with the income tax return you are required to sign and date the schedule.

**Important**

Before making this declaration check to ensure that all the information required has been provided on this form and any attachments to this form, and that the information provided is true and correct in every detail. If you are in doubt about any aspect of the tax return, place all the facts before the ATO. The income tax law imposes heavy penalties for false or misleading statements.

**Privacy**

Taxation law authorises the ATO to collect information and disclose it to other government agencies. This includes personal information of the person authorised to sign the declaration. For information about your privacy go to [ato.gov.au/privacy](http://ato.gov.au/privacy)

**Taxpayer's declaration**

*I declare that the information on this form is true and correct.*

Signature

Date  /  / 

Contact person

Daytime contact number (include area code)

# Willmott Superannuation Fund

## General Ledger

As at 30 June 2021

Transaction Date	Description	Units	Debit	Credit	Balance \$
<b>Distributions Received (23800)</b>					
<u>APA Group (APA.AX1)</u>					
16/09/2020	APA distribution			1,055.81	1,055.81 CR
17/03/2021	APA distribution			1,016.64	2,072.45 CR
30/06/2021	APA distribution receivable 15 September 2021			70.88	2,143.33 CR
30/06/2021	APA.AX1 - APA Group - Generate Tax Data - 30/06/2021				2,143.33 CR
			<b>0.00</b>	<b>2,143.33</b>	<b>2,143.33 CR</b>
<u>Transurban Group (TCL.AX)</u>					
16/02/2021	Transurban distribution reinvestment			501.90	501.90 CR
30/06/2021	Transurban distribution receivable 23 August 2021			693.93	1,195.83 CR
30/06/2021	TCL.AX - Transurban Group - Generate Tax Data - 30/06/2021				1,195.83 CR
			<b>0.00</b>	<b>1,195.83</b>	<b>1,195.83 CR</b>
<b>Dividends Received (23900)</b>					
<u>Beach Energy Limited (BPT.AX)</u>					
30/09/2020	Beach Energy dividend			100.00	100.00 CR
31/03/2021	Beach Energy dividend			100.00	200.00 CR
				<b>200.00</b>	<b>200.00 CR</b>
<u>Healius Limited (HLS.AX)</u>					
15/04/2021	Healius dividend			123.50	123.50 CR
				<b>123.50</b>	<b>123.50 CR</b>
<u>James Hardie Industries Plc (JHX.AX)</u>					
30/04/2021	James Hardie dividend			1,529.03	1,529.03 CR
				<b>1,529.03</b>	<b>1,529.03 CR</b>
<u>Macquarie Group Limited (MQG.AX)</u>					
03/07/2020	Macquarie dividend reinvestment			394.20	394.20 CR
22/12/2020	Macquarie dividend reinvestment			301.05	695.25 CR
				<b>695.25</b>	<b>695.25 CR</b>
<u>National Australia Bank Limited (NAB.AX)</u>					
03/07/2020	NAB dividend reinvested			411.90	411.90 CR
10/12/2020	NAB dividend reinvested			420.00	831.90 CR
				<b>831.90</b>	<b>831.90 CR</b>
<u>Resmed Inc (RMD.AX)</u>					
24/09/2020	Resmed dividend			75.93	75.93 CR
17/12/2020	Resmed dividend			75.50	151.43 CR
18/03/2021	Resmed dividend			70.41	221.84 CR
17/06/2021	Resmed dividend			70.64	292.48 CR
				<b>292.48</b>	<b>292.48 CR</b>
<u>Sonic Healthcare Limited (SHL.AX)</u>					
22/09/2020	Sonic Healthcare dividend			94.25	94.25 CR
24/03/2021	Sonic Healthcare dividend			99.00	193.25 CR
				<b>193.25</b>	<b>193.25 CR</b>
<u>Telstra Corporation Limited. (TLS.AX)</u>					
24/09/2020	Telstra dividend reinvestment			1,062.96	1,062.96 CR

# Willmott Superannuation Fund

## General Ledger

As at 30 June 2021

Transaction Date	Description	Units	Debit	Credit	Balance \$
26/03/2021	Telstra dividend reinvestment			1,164.48	2,227.44 CR
				<b>2,227.44</b>	<b>2,227.44 CR</b>
	<u>Woodside Petroleum Ltd (WPL.AX)</u>				
18/09/2020	Woodside dividend			481.00	481.00 CR
24/03/2021	Woodside dividend			202.98	683.98 CR
				<b>683.98</b>	<b>683.98 CR</b>
<b>Contributions (24200)</b>					
<u>(Contributions) Willmott, Antony Paul - Accumulation (WILANT00002A)</u>					
30/07/2020	Tony SGC			2,083.33	2,083.33 CR
28/08/2020	Tony SGC			2,083.33	4,166.66 CR
02/10/2020	Tony SGC			2,083.33	6,249.99 CR
30/10/2020	Tony SGC			2,083.33	8,333.32 CR
02/12/2020	Tony SGC			2,083.33	10,416.65 CR
29/12/2020	Tony SGC			2,083.33	12,499.98 CR
08/02/2021	Tony SGC			2,083.33	14,583.31 CR
26/02/2021	Tony SGC			2,083.33	16,666.64 CR
08/04/2021	Tony SGC			2,083.33	18,749.97 CR
07/05/2021	Tony SGC			2,083.33	20,833.30 CR
28/05/2021	Tony SGC			2,083.33	22,916.63 CR
22/06/2021	Tony SGC			2,083.33	24,999.96 CR
				<b>24,999.96</b>	<b>24,999.96 CR</b>
<b>Changes in Market Values of Investments (24700)</b>					
<u>Changes in Market Values of Investments (24700)</u>					
05/05/2021	Sell Beach Energy shares (BPT.AX)		855.06		855.06 DR
05/05/2021	Unrealised Gain writeback as at 05/05/2021 (BPT.AX)		1,858.77		2,713.83 DR
30/06/2021	Revaluation - 30/06/2021 @ \$28.150000 (System Price) - 650.000000 Units on hand (ANZ.AX)			256.25	2,457.58 DR
30/06/2021	Revaluation - 30/06/2021 @ \$14.230000 (System Price) - 3,385.000000 Units on hand (TCL.AX)			392.41	2,065.17 DR
30/06/2021	Revaluation - 30/06/2021 @ \$156.430000 (System Price) - 225.000000 Units on hand (MQG.AX)			8,503.31	6,438.14 CR
30/06/2021	Revaluation - 30/06/2021 @ \$0.038000 (System Price) - 20,000.000000 Units on hand (CCZ.AX)		269.95		6,168.19 CR
30/06/2021	Revaluation - 30/06/2021 @ \$4.660000 (System Price) - 800.000000 Units on hand (SGP.AX)		141.95		6,026.24 CR
30/06/2021	Revaluation - 30/06/2021 @ \$3.760000 (System Price) - 14,930.000000 Units on hand (TLS.AX)			9,466.49	15,492.73 CR
30/06/2021	Revaluation - 30/06/2021 @ \$4.630000 (System Price) - 2,550.000000 Units on hand (HLS.AX)			2,185.10	17,677.83 CR
30/06/2021	Revaluation - 30/06/2021 @ \$32.760000 (System Price) - 2,000.000000 Units on hand (RMD.AX)			10,440.00	28,117.83 CR
30/06/2021	Revaluation - 30/06/2021 @ \$8.900000 (System Price) - 4,236.000000 Units on hand (APA.AX)		9,446.28		18,671.55 CR
30/06/2021	Revaluation - 30/06/2021 @ \$45.270000 (System Price) - 1,700.000000 Units on hand (JHX.AX)			30,175.00	48,846.55 CR
30/06/2021	Revaluation - 30/06/2021 @ \$0.033000		354.95		48,491.60 CR

# Willmott Superannuation Fund

## General Ledger

As at 30 June 2021

Transaction Date	Description	Units	Debit	Credit	Balance \$
	(System Price) - 25,000.000000 Units on hand (NTU.AX)				
30/06/2021	Revaluation - 30/06/2021 @ \$26.220000 (System Price) - 1,598.000000 Units on hand (NAB.AX)			11,880.33	60,371.93 CR
30/06/2021	Revaluation - 30/06/2021 @ \$22.210000 (System Price) - 1,327.000000 Units on hand (WPL.AX)			743.12	61,115.05 CR
30/06/2021	Revaluation - 30/06/2021 @ \$38.400000 (System Price) - 275.000000 Units on hand (SHL.AX)			2,191.75	63,306.80 CR
			<b>12,926.96</b>	<b>76,233.76</b>	<b>63,306.80 CR</b>
<b>Transfers In (28500)</b>					
<u>(Transfers In) Willmott, Kim Anne - Accumulation (WILKIM00002A)</u>					
01/07/2020	Split Tony 2020 contributions to Kim			21,250.00	21,250.00 CR
				<b>21,250.00</b>	<b>21,250.00 CR</b>
<b>Accountancy Fees (30100)</b>					
<u>Accountancy Fees (30100)</u>					
17/03/2021	Accounting		1,650.00		1,650.00 DR
			<b>1,650.00</b>		<b>1,650.00 DR</b>
<b>ATO Supervisory Levy (30400)</b>					
<u>ATO Supervisory Levy (30400)</u>					
13/04/2021	2020 tax		259.00		259.00 DR
			<b>259.00</b>		<b>259.00 DR</b>
<b>Auditor's Remuneration (30700)</b>					
<u>Auditor's Remuneration (30700)</u>					
01/06/2021	Audit fee		330.00		330.00 DR
			<b>330.00</b>		<b>330.00 DR</b>
<b>Donations (33455)</b>					
<u>Donations (33455)</u>					
24/09/2020	Telstra dividend reinvestment		0.50		0.50 DR
26/03/2021	Telstra dividend reinvestment		0.89		1.39 DR
			<b>1.39</b>		<b>1.39 DR</b>
<b>Benefits Paid/Transfers Out (46000)</b>					
<u>(Benefits Paid/Transfers Out) Willmott, Antony Paul - Accumulation (WILANT00002A)</u>					
01/07/2020	Split Tony 2020 contributions to Kim		21,250.00		21,250.00 DR
01/07/2020	System Member Journals			21,250.00	0.00 DR
			<b>21,250.00</b>	<b>21,250.00</b>	<b>0.00 DR</b>
<b>Income Tax Expense (48500)</b>					
<u>Income Tax Expense (48500)</u>					
30/06/2021	Create Entries - Franking Credits Adjustment - 30/06/2021			2,051.11	2,051.11 CR
30/06/2021	Create Entries - TFN Credits Adjustment - 30/06/2021			46.00	2,097.11 CR
30/06/2021	Create Entries - Foreign Resident Withholding Credit Adjustment - 30/06/2021			125.35	2,222.46 CR
30/06/2021	Create Entries - Income Tax Expense - 30/06/2021		4,941.60		2,719.14 DR
			<b>4,941.60</b>	<b>2,222.46</b>	<b>2,719.14 DR</b>
<b>Profit/Loss Allocation Account (49000)</b>					

# Willmott Superannuation Fund

## General Ledger

As at 30 June 2021

Transaction Date	Description	Units	Debit	Credit	Balance \$
<b>Profit/Loss Allocation Account (49000)</b>					
01/07/2020	System Member Journals		21,250.00		21,250.00 DR
30/07/2020	System Member Journals		1,770.83		23,020.83 DR
28/08/2020	System Member Journals		1,770.83		24,791.66 DR
02/10/2020	System Member Journals		1,770.83		26,562.49 DR
30/10/2020	System Member Journals		1,770.83		28,333.32 DR
02/12/2020	System Member Journals		1,770.83		30,104.15 DR
29/12/2020	System Member Journals		1,770.83		31,874.98 DR
08/02/2021	System Member Journals		1,770.83		33,645.81 DR
26/02/2021	System Member Journals		1,770.83		35,416.64 DR
08/04/2021	System Member Journals		1,770.83		37,187.47 DR
07/05/2021	System Member Journals		1,770.83		38,958.30 DR
28/05/2021	System Member Journals		1,770.83		40,729.13 DR
22/06/2021	System Member Journals		1,770.83		42,499.96 DR
30/06/2021	Create Entries - Profit/Loss Allocation - 30/06/2021		2,627.89		45,127.85 DR
30/06/2021	Create Entries - Profit/Loss Allocation - 30/06/2021		70,776.97		115,904.82 DR
30/06/2021	Create Entries - Income Tax Expense Allocation - 30/06/2021			42.66	115,862.16 DR
30/06/2021	Create Entries - Income Tax Expense Allocation - 30/06/2021			1,148.94	114,713.22 DR
			<b>115,904.82</b>	<b>1,191.60</b>	<b>114,713.22 DR</b>
<b>Opening Balance (50010)</b>					
<b>(Opening Balance) Willmott, Antony Paul - Accumulation (WILANT00002A)</b>					
01/07/2020	Opening Balance				24,105.00 CR
01/07/2020	Close Period Journal			17.60	24,122.60 CR
				<b>17.60</b>	<b>24,122.60 CR</b>
<b>(Opening Balance) Willmott, Kim Anne - Accumulation (WILKIM00002A)</b>					
01/07/2020	Opening Balance				296,153.61 CR
01/07/2020	Close Period Journal			21,686.88	317,840.49 CR
				<b>21,686.88</b>	<b>317,840.49 CR</b>
<b>Contributions (52420)</b>					
<b>(Contributions) Willmott, Antony Paul - Accumulation (WILANT00002A)</b>					
01/07/2020	Opening Balance				24,999.96 CR
01/07/2020	Close Period Journal		24,999.96		0.00 DR
30/07/2020	System Member Journals			2,083.33	2,083.33 CR
28/08/2020	System Member Journals			2,083.33	4,166.66 CR
02/10/2020	System Member Journals			2,083.33	6,249.99 CR
30/10/2020	System Member Journals			2,083.33	8,333.32 CR
02/12/2020	System Member Journals			2,083.33	10,416.65 CR
29/12/2020	System Member Journals			2,083.33	12,499.98 CR
08/02/2021	System Member Journals			2,083.33	14,583.31 CR
26/02/2021	System Member Journals			2,083.33	16,666.64 CR
08/04/2021	System Member Journals			2,083.33	18,749.97 CR
07/05/2021	System Member Journals			2,083.33	20,833.30 CR
28/05/2021	System Member Journals			2,083.33	22,916.63 CR
22/06/2021	System Member Journals			2,083.33	24,999.96 CR
			<b>24,999.96</b>	<b>24,999.96</b>	<b>24,999.96 CR</b>

# Willmott Superannuation Fund

## General Ledger

As at 30 June 2021

Transaction Date	Description	Units	Debit	Credit	Balance \$
<b>Transfers In (52850)</b>					
<u>(Transfers In) Willmott, Kim Anne - Accumulation (WILKIM00002A)</u>					
01/07/2020	Opening Balance				21,250.00 CR
01/07/2020	System Member Journals			21,250.00	42,500.00 CR
01/07/2020	Close Period Journal		21,250.00		21,250.00 CR
			<b>21,250.00</b>	<b>21,250.00</b>	<b>21,250.00 CR</b>
<b>Share of Profit/(Loss) (53100)</b>					
<u>(Share of Profit/(Loss)) Willmott, Antony Paul - Accumulation (WILANT00002A)</u>					
01/07/2020	Opening Balance				81.58 CR
01/07/2020	Close Period Journal		81.58		0.00 DR
30/06/2021	Create Entries - Profit/Loss Allocation - 30/06/2021			2,627.89	2,627.89 CR
			<b>81.58</b>	<b>2,627.89</b>	<b>2,627.89 CR</b>
<u>(Share of Profit/(Loss)) Willmott, Kim Anne - Accumulation (WILKIM00002A)</u>					
01/07/2020	Opening Balance				2,020.99 CR
01/07/2020	Close Period Journal		2,020.99		0.00 DR
30/06/2021	Create Entries - Profit/Loss Allocation - 30/06/2021			70,776.97	70,776.97 CR
			<b>2,020.99</b>	<b>70,776.97</b>	<b>70,776.97 CR</b>
<b>Income Tax (53330)</b>					
<u>(Income Tax) Willmott, Antony Paul - Accumulation (WILANT00002A)</u>					
01/07/2020	Opening Balance				63.94 DR
01/07/2020	Close Period Journal			63.94	0.00 DR
30/06/2021	Create Entries - Income Tax Expense Allocation - 30/06/2021		42.66		42.66 DR
			<b>42.66</b>	<b>63.94</b>	<b>42.66 DR</b>
<u>(Income Tax) Willmott, Kim Anne - Accumulation (WILKIM00002A)</u>					
01/07/2020	Opening Balance				1,584.11 DR
01/07/2020	System Member Journals				1,584.11 DR
01/07/2020	Close Period Journal			1,584.11	0.00 DR
30/06/2021	Create Entries - Income Tax Expense Allocation - 30/06/2021		1,148.94		1,148.94 DR
			<b>1,148.94</b>	<b>1,584.11</b>	<b>1,148.94 DR</b>
<b>Contributions Tax (53800)</b>					
<u>(Contributions Tax) Willmott, Antony Paul - Accumulation (WILANT00002A)</u>					
01/07/2020	Opening Balance				3,750.00 DR
01/07/2020	Close Period Journal			3,750.00	0.00 DR
30/07/2020	System Member Journals		312.50		312.50 DR
28/08/2020	System Member Journals		312.50		625.00 DR
02/10/2020	System Member Journals		312.50		937.50 DR
30/10/2020	System Member Journals		312.50		1,250.00 DR
02/12/2020	System Member Journals		312.50		1,562.50 DR
29/12/2020	System Member Journals		312.50		1,875.00 DR
08/02/2021	System Member Journals		312.50		2,187.50 DR
26/02/2021	System Member Journals		312.50		2,500.00 DR
08/04/2021	System Member Journals		312.50		2,812.50 DR
07/05/2021	System Member Journals		312.50		3,125.00 DR
28/05/2021	System Member Journals		312.50		3,437.50 DR

# Willmott Superannuation Fund

## General Ledger

As at 30 June 2021

Transaction Date	Description	Units	Debit	Credit	Balance \$
22/06/2021	System Member Journals		312.50		3,750.00 DR
			<b>3,750.00</b>	<b>3,750.00</b>	<b>3,750.00 DR</b>
<b>Benefits Paid/Transfers Out (54500)</b>					
<i>(Benefits Paid/Transfers Out) Willmott, Antony Paul - Accumulation (WILANT00002A)</i>					
01/07/2020	Opening Balance				21,250.00 DR
01/07/2020	System Member Journals		21,250.00		42,500.00 DR
01/07/2020	Close Period Journal			21,250.00	21,250.00 DR
			<b>21,250.00</b>	<b>21,250.00</b>	<b>21,250.00 DR</b>
<b>Bank Accounts (60400)</b>					
<i>Cash at Bank - Acc:10364102 (CBA103641021)</i>					
01/07/2020	Opening Balance				6,249.04 DR
30/07/2020	Tony SGC		2,083.33		8,332.37 DR
11/08/2020	2019 tax paid			3,422.27	4,910.10 DR
28/08/2020	Tony SGC		2,083.33		6,993.43 DR
16/09/2020	APA distribution		1,143.72		8,137.15 DR
18/09/2020	Woodside dividend		481.00		8,618.15 DR
22/09/2020	Sonic Healthcare dividend		94.25		8,712.40 DR
24/09/2020	Resmed dividend		75.93		8,788.33 DR
30/09/2020	Beach Energy dividend		100.00		8,888.33 DR
02/10/2020	Tony SGC		2,083.33		10,971.66 DR
21/10/2020	PAYG instalment for 2020			3,163.00	7,808.66 DR
28/10/2020	Buy Healius Ltd share			6,945.95	862.71 DR
30/10/2020	Tony SGC		2,083.33		2,946.04 DR
19/11/2020	Buy Telstra shares			2,855.95	90.09 DR
02/12/2020	Tony SGC		2,083.33		2,173.42 DR
17/12/2020	Resmed divided		75.50		2,248.92 DR
29/12/2020	Tony SGC		2,083.33		4,332.25 DR
03/02/2021	Buy NAB shares			4,169.95	162.30 DR
08/02/2021	Tony SGC		2,083.33		2,245.63 DR
26/02/2021	Buy Castillo Copper and Northern Minerals shares			2,209.90	35.73 DR
26/02/2021	Tony SGC		2,083.33		2,119.06 DR
17/03/2021	APA distribution		1,016.64		3,135.70 DR
17/03/2021	Accounting			1,650.00	1,485.70 DR
18/03/2021	Resmed dividend		70.41		1,556.11 DR
24/03/2021	Sonic Healthcare dividend		99.00		1,655.11 DR
24/03/2021	Woodside dividend		202.98		1,858.09 DR
31/03/2021	Beach Energy dividend		100.00		1,958.09 DR
08/04/2021	Tony SGC		2,083.33		4,041.42 DR
13/04/2021	2020 tax		699.26		4,740.68 DR
15/04/2021	Healium dividend		123.50		4,864.18 DR
30/04/2021	James Hardie dividend		1,529.03		6,393.21 DR
05/05/2021	Sell Beach Energy shares		12,486.17		18,879.38 DR
07/05/2021	Tony SGC		2,083.33		20,962.71 DR
11/05/2021	Buy ANZ shares			18,041.25	2,921.46 DR
12/05/2021	Buy Healium shares			2,675.45	246.01 DR
28/05/2021	Tony SGC		2,083.33		2,329.34 DR



# Willmott Superannuation Fund

## General Ledger

As at 30 June 2021

Transaction Date	Description	Units	Debit	Credit	Balance \$
01/06/2021	Audit fee			330.00	1,999.34 DR
17/06/2021	Resmed dividend		70.64		2,069.98 DR
22/06/2021	Tony SGC		2,083.33		4,153.31 DR
30/06/2021	Buy Stockland stapled securities			3,869.95	283.36 DR
			<b>43,367.99</b>	<b>49,333.67</b>	<b>283.36 DR</b>
<b>Distributions Receivable (61800)</b>					
<u>APA Group (APA.AX1)</u>					
01/07/2020	Opening Balance				87.91 DR
16/09/2020	APA distribution			87.91	0.00 DR
30/06/2021	APA distribution receivable 15 September 2021		70.88		70.88 DR
			<b>70.88</b>	<b>87.91</b>	<b>70.88 DR</b>
<u>Transurban Group (TCL.AX)</u>					
01/07/2020	Opening Balance				529.28 DR
14/08/2020	Transurban distribution reinvestment			529.28	0.00 DR
30/06/2021	Transurban distribution receivable 23 August 2021		693.93		693.93 DR
			<b>693.93</b>	<b>529.28</b>	<b>693.93 DR</b>
<b>Reinvestment Residual Account (62550)</b>					
<u>Macquarie Group Limited (MQG.AX)</u>					
01/07/2020	Opening Balance				67.88 DR
03/07/2020	Macquarie dividend reinvestment			47.68	20.20 DR
22/12/2020	Macquarie dividend reinvestment		22.89		43.09 DR
			<b>22.89</b>	<b>47.68</b>	<b>43.09 DR</b>
<u>National Australia Bank Limited (NAB.AX)</u>					
01/07/2020	Opening Balance				20.53 DR
03/07/2020	NAB dividend reinvested			7.14	13.39 DR
10/12/2020	NAB dividend reinvested		5.82		19.21 DR
			<b>5.82</b>	<b>7.14</b>	<b>19.21 DR</b>
<u>Transurban Group (TCL.AX)</u>					
01/07/2020	Opening Balance				7.17 DR
14/08/2020	Transurban distribution reinvestment		4.34		11.51 DR
16/02/2021	Transurban distribution reinvestment			7.26	4.25 DR
			<b>4.34</b>	<b>7.26</b>	<b>4.25 DR</b>
<b>Shares in Listed Companies (Australian) (77600)</b>					
<u>Australia And New Zealand Banking Group Limited (ANZ.AX)</u>					
11/05/2021	Buy ANZ shares	650.00	18,041.25		18,041.25 DR
30/06/2021	Revaluation - 30/06/2021 @ \$28.150000 (System Price) - 650.000000 Units on hand		256.25		18,297.50 DR
		<b>650.00</b>	<b>18,297.50</b>		<b>18,297.50 DR</b>
<u>APA Group (APA.AX1)</u>					
01/07/2020	Opening Balance	4,236.00			47,146.68 DR
30/06/2021	Revaluation - 30/06/2021 @ \$8.900000 (System Price) - 4,236.000000 Units on hand			9,446.28	37,700.40 DR
		<b>4,236.00</b>		<b>9,446.28</b>	<b>37,700.40 DR</b>
<u>Beach Energy Limited (BPT.AX)</u>					

# Willmott Superannuation Fund

## General Ledger

As at 30 June 2021

Transaction Date	Description	Units	Debit	Credit	Balance \$
01/07/2020	Opening Balance	10,000.00			15,200.00 DR
05/05/2021	Sell Beach Energy shares	(10,000.00)		13,341.23	1,858.77 DR
05/05/2021	Unrealised Gain writeback as at 05/05/2021			1,858.77	0.00 DR
		<b>0.00</b>		<b>15,200.00</b>	<b>0.00 DR</b>
<u>Castillo Copper Limited (CCZ.AX)</u>					
26/02/2021	Buy Castillo Copper and Northern Minerals shares	20,000.00	1,029.95		1,029.95 DR
30/06/2021	Revaluation - 30/06/2021 @ \$0.038000 (System Price) - 20,000.000000 Units on hand			269.95	760.00 DR
		<b>20,000.00</b>	<b>1,029.95</b>	<b>269.95</b>	<b>760.00 DR</b>
<u>Healius Limited (HLS.AX)</u>					
28/10/2020	Buy Healius Ltd share	1,900.00	6,945.95		6,945.95 DR
12/05/2021	Buy Healius shares	650.00	2,675.45		9,621.40 DR
30/06/2021	Revaluation - 30/06/2021 @ \$4.630000 (System Price) - 2,550.000000 Units on hand		2,185.10		11,806.50 DR
		<b>2,550.00</b>	<b>11,806.50</b>		<b>11,806.50 DR</b>
<u>James Hardie Industries Plc (JHX.AX)</u>					
01/07/2020	Opening Balance	1,700.00			46,784.00 DR
30/06/2021	Revaluation - 30/06/2021 @ \$45.270000 (System Price) - 1,700.000000 Units on hand		30,175.00		76,959.00 DR
		<b>1,700.00</b>	<b>30,175.00</b>		<b>76,959.00 DR</b>
<u>Macquarie Group Limited (MQG.AX)</u>					
01/07/2020	Opening Balance	219.00			25,973.40 DR
03/07/2020	Macquarie dividend reinvestment	4.00	441.88		26,415.28 DR
22/12/2020	Macquarie dividend reinvestment	2.00	278.16		26,693.44 DR
30/06/2021	Revaluation - 30/06/2021 @ \$156.430000 (System Price) - 225.000000 Units on hand		8,503.31		35,196.75 DR
		<b>225.00</b>	<b>9,223.35</b>		<b>35,196.75 DR</b>
<u>National Australia Bank Limited (NAB.AX)</u>					
01/07/2020	Opening Balance	1,373.00			25,016.06 DR
03/07/2020	NAB dividend reinvested	27.00	419.04		25,435.10 DR
10/12/2020	NAB dividend reinvested	18.00	414.18		25,849.28 DR
03/02/2021	Buy NAB shares	180.00	4,169.95		30,019.23 DR
30/06/2021	Revaluation - 30/06/2021 @ \$26.220000 (System Price) - 1,598.000000 Units on hand		11,880.33		41,899.56 DR
		<b>1,598.00</b>	<b>16,883.50</b>		<b>41,899.56 DR</b>
<u>Northern Minerals Limited (NTU.AX)</u>					
26/02/2021	Buy Castillo Copper and Northern Minerals shares	25,000.00	1,179.95		1,179.95 DR
30/06/2021	Revaluation - 30/06/2021 @ \$0.033000 (System Price) - 25,000.000000 Units on hand			354.95	825.00 DR
		<b>25,000.00</b>	<b>1,179.95</b>	<b>354.95</b>	<b>825.00 DR</b>
<u>Resmed Inc (RMD.AX)</u>					
01/07/2020	Opening Balance	2,000.00			55,080.00 DR
30/06/2021	Revaluation - 30/06/2021 @ \$32.760000 (System Price) - 2,000.000000 Units on hand		10,440.00		65,520.00 DR
		<b>2,000.00</b>	<b>10,440.00</b>		<b>65,520.00 DR</b>

# Willmott Superannuation Fund

## General Ledger

As at 30 June 2021

Transaction Date	Description	Units	Debit	Credit	Balance \$
<u>Sonic Healthcare Limited (SHL.AX)</u>					
01/07/2020	Opening Balance	275.00			8,368.25 DR
30/06/2021	Revaluation - 30/06/2021 @ \$38.400000 (System Price) - 275.000000 Units on hand		2,191.75		10,560.00 DR
		<b>275.00</b>	<b>2,191.75</b>		<b>10,560.00 DR</b>
<u>Telstra Corporation Limited. (TLS.AX)</u>					
01/07/2020	Opening Balance	13,287.00			41,588.31 DR
24/09/2020	Telstra dividend reinvestment	369.00	1,062.46		42,650.77 DR
19/11/2020	Buy Telstra shares	900.00	2,855.95		45,506.72 DR
26/03/2021	Telstra dividend reinvestment	374.00	1,163.59		46,670.31 DR
30/06/2021	Revaluation - 30/06/2021 @ \$3.760000 (System Price) - 14,930.000000 Units on hand		9,466.49		56,136.80 DR
		<b>14,930.00</b>	<b>14,548.49</b>		<b>56,136.80 DR</b>
<u>Woodside Petroleum Ltd (WPL.AX)</u>					
01/07/2020	Opening Balance	1,327.00			28,729.55 DR
30/06/2021	Revaluation - 30/06/2021 @ \$22.210000 (System Price) - 1,327.000000 Units on hand		743.12		29,472.67 DR
		<b>1,327.00</b>	<b>743.12</b>		<b>29,472.67 DR</b>
<b><u>Stapled Securities (78000)</u></b>					
<u>Stockland (SGP.AX3)</u>					
30/06/2021	Buy Stockland stapled securities	800.00	3,869.95		3,869.95 DR
30/06/2021	Revaluation - 30/06/2021 @ \$4.660000 (System Price) - 800.000000 Units on hand			141.95	3,728.00 DR
		<b>800.00</b>	<b>3,869.95</b>	<b>141.95</b>	<b>3,728.00 DR</b>
<b><u>Units in Listed Unit Trusts (Australian) (78200)</u></b>					
<u>Transurban Group (TCL.AX)</u>					
01/07/2020	Opening Balance	3,308.00			46,742.04 DR
14/08/2020	Transurban distribution reinvestment	38.00	524.94		47,266.98 DR
16/02/2021	Transurban distribution reinvestment	39.00	509.16		47,776.14 DR
30/06/2021	Revaluation - 30/06/2021 @ \$14.230000 (System Price) - 3,385.000000 Units on hand		392.41		48,168.55 DR
		<b>3,385.00</b>	<b>1,426.51</b>		<b>48,168.55 DR</b>
<b><u>Income Tax Payable/Refundable (85000)</u></b>					
<u>Income Tax Payable/Refundable (85000)</u>					
01/07/2020	Opening Balance				958.26 DR
13/04/2021	2020 tax			958.26	0.00 DR
30/06/2021	June PAYG instalment		2,204.00		2,204.00 DR
30/06/2021	Create Entries - Franking Credits Adjustment - 30/06/2021		2,051.11		4,255.11 DR
30/06/2021	Create Entries - TFN Credits Adjustment - 30/06/2021		46.00		4,301.11 DR
30/06/2021	Create Entries - Foreign Resident Withholding Credit Adjustment - 30/06/2021		125.35		4,426.46 DR
30/06/2021	Create Entries - Income Tax Expense - 30/06/2021			4,941.60	515.14 CR
			<b>4,426.46</b>	<b>5,899.86</b>	<b>515.14 CR</b>
<b><u>PAYG Instalment Payable (86000)</u></b>					

# Willmott Superannuation Fund

## General Ledger

As at 30 June 2021

Transaction Date	Description	Units	Debit	Credit	Balance \$
<u>PAYG Instalment Payable (86000)</u>					
01/07/2020	Opening Balance				3,163.00 CR
21/10/2020	PAYG instalment for 2020		3,163.00		0.00 DR
30/06/2021	June PAYG instalment			2,204.00	2,204.00 CR
			<b>3,163.00</b>	<b>2,204.00</b>	<b>2,204.00 CR</b>
<u>Creditors - ATO (88010)</u>					
Creditors - ATO (88010)					
01/07/2020	Opening Balance				3,422.27 CR
11/08/2020	2019 tax paid		3,422.27		0.00 DR
			<b>3,422.27</b>		<b>0.00 DR</b>
<b>Total Debits:</b>	<b>408,801.05</b>				
<b>Total Credits:</b>	<b>408,801.05</b>				

**Willmott Superannuation Fund**  
**Statement of Financial Position**

As at 30 June 2021

	Note	2021 \$	2020 \$
<b>Assets</b>			
<b>Investments</b>			
Shares in Listed Companies (Australian)	2	385,134.18	293,886.25
Stapled Securities	3	3,728.00	0.00
Units in Listed Unit Trusts (Australian)	4	48,168.55	46,742.04
<b>Total Investments</b>		<u>437,030.73</u>	<u>340,628.29</u>
<b>Other Assets</b>			
Reinvestment Residual Account		66.55	95.58
Distributions Receivable		764.81	617.19
Cash at Bank - Acc:10364102		283.36	6,249.04
Income Tax Refundable		0.00	958.26
<b>Total Other Assets</b>		<u>1,114.72</u>	<u>7,920.07</u>
<b>Total Assets</b>		<u>438,145.45</u>	<u>348,548.36</u>
Less:			
<b>Liabilities</b>			
Income Tax Payable		515.14	0.00
PAYG Instalment Payable		2,204.00	3,163.00
Creditors - ATO		0.00	3,422.27
<b>Total Liabilities</b>		<u>2,719.14</u>	<u>6,585.27</u>
<b>Net assets available to pay benefits</b>		<u>435,426.31</u>	<u>341,963.09</u>
Represented by:			
<b>Liability for accrued benefits allocated to members' accounts</b>	6, 7		
Willmott, Antony Paul - Accumulation		26,707.79	24,122.60
Willmott, Kim Anne - Accumulation		408,718.52	317,840.49
<b>Total Liability for accrued benefits allocated to members' accounts</b>		<u>435,426.31</u>	<u>341,963.09</u>

*The accompanying notes form part of these financial statements.*

**Willmott Superannuation Fund****Operating Statement**

For the year ended 30 June 2021

	<b>Note</b>	<b>2021</b>	<b>2020</b>
		<b>\$</b>	<b>\$</b>
<b>Income</b>			
<b>Investment Income</b>			
Trust Distributions	10	3,339.16	3,576.68
Dividends Received	9	6,776.83	8,283.75
<b>Investment Gains</b>			
Changes in Market Values	11	63,306.80	(10,444.29)
<b>Contribution Income</b>			
Employer Contributions		24,999.96	24,999.96
Transfers In		21,250.00	21,250.00
<b>Total Income</b>		<u>119,672.75</u>	<u>47,666.10</u>
<b>Expenses</b>			
Accountancy Fees		1,650.00	1,540.00
ATO Supervisory Levy		259.00	259.00
Auditor's Remuneration		330.00	385.00
Donations		1.39	2.88
Insurance		0.00	320.00
		<u>2,240.39</u>	<u>2,506.88</u>
<b>Total Expenses</b>		<u>2,240.39</u>	<u>2,506.88</u>
<b>Benefits accrued as a result of operations before income tax</b>			
		<u>117,432.36</u>	<u>45,159.22</u>
Income Tax Expense	12	2,719.14	2,204.74
<b>Benefits accrued as a result of operations</b>		<u>114,713.22</u>	<u>42,954.48</u>

*The accompanying notes form part of these financial statements.*

# Willmott Superannuation Fund Fund Summary Report

As at 30 June 2021

## Fund Details

Date Formed: 13/05/2011  
Tax File Number: Provided  
ABN: 93988275578

Period: 01/07/2020 - 30/06/2021  
Fund Type: SMSF  
GST Registered: No

## Postal Address:

8 Shields Street  
Redcliffe, Queensland 4020

## Physical Address:

8 Shields Street  
Redcliffe, Queensland 4020

## Members

Number of Members: 2

Name	Age	Member Accounts	Pension Accounts	Tax File Number	Beneficiary Details
Willmott, Antony Paul	59	1	0	Provided	Not Provided
Willmott, Kim Anne	58	1	0	Provided	Not Provided

## Fund Relationships

Relationship Type	Contact
Accountant	Sam Greco & Co Chartered Accountants
Accountant/Bookkeeper	Sam Greco & Co Chartered Accountants
Auditor	Super Audits Pty Ltd
Auditor	Boys, Anthony
Fund Contact	Antony and Kim Willmott
Fund Contact	Willmott, Antony Paul
Fund Contact	Willmott, Kim Anne
Tax Agent	Sam Greco & Co Chartered Accountants
Tax Agent	Greco, Sam
Trustee	Willmott, Antony Paul
Trustee	Willmott, Kim Anne