

RHONDA DOVEY SF

**Statement of Financial Position****As At 30 Jun 2022**

	As at 30 Jun 2021	Quantity	As at 30 Jun 2022	Quantity
	Balance		Balance	
<b>Assets</b>				
<b>Investments</b>				
Derivative Investments				
Magellan Global Fund. - Option Expiring 01-Mar-2023 Ex At Disc To Est	\$ 74.97	14,994	\$ 74.97	14,994
<b>Total Derivative Investments</b>	<b>\$ 419.83</b>		<b>\$ 74.97</b>	
Managed Investments				
Australian Unity Health Care Property Trust Wholesale	\$ 131,316.78	45,689.26420	\$ 131,316.78	48,744.16510
<b>Total Managed Investments</b>	<b>\$ 103,486.18</b>		<b>\$ 131,316.78</b>	
Shares in Listed Companies				
Adelaide Brighton Limited	\$ 7,994.88	2,304	\$ 5,575.68	2,304
AMP Limited - Cap Note 3-Bbsw+5.10% Perp 500m Red T-12-21	\$ 0.00	50	\$ 0.00	0
Commonwealth Bank Of Australia	\$ 16,977.90	170	\$ 15,364.60	170
Macquarie Bank Limited - Cap Note 3-Bbsw+0.35% Perp Non-Cum Red T-10-25	\$ 10,424.00	100	\$ 10,424.00	100
Macquarie Group Limited - Cap Note 3-Bbsw+0.20% Perp Non-Cum Red T-09-27	\$ 9,722.00	100	\$ 9,722.00	100
Medibank Private Limited	\$ 13,862.92	4,387	\$ 14,257.75	4,387
National Australian Bank Ltd	\$ 17,069.22	651	\$ 17,830.89	651
Plato Income Maximiser Limited	\$ 46,101.00	36,300	\$ 47,788.65	40,845
Sonic Healthcare Limited	\$ 19,084.80	497	\$ 16,405.97	497
Suncorp Group Ltd	\$ 3,399.66	306	\$ 3,359.88	306
Tabcorp Holdings Limited	\$ 22,605.52	4,364	\$ 4,647.66	4,364
The Lottery Corporation Limited	\$ 0.00		\$ 19,725.28	4,364
<b>Total Shares in Listed Companies</b>	<b>\$ 173,038.40</b>		<b>\$ 165,102.36</b>	
Shares in Unlisted Companies				
Hastie Group Ltd- Delisted	\$ 82.88	518	\$ 82.88	518
<b>Total Shares in Unlisted Companies</b>	<b>\$ 82.88</b>		<b>\$ 82.88</b>	
Stapled Securities				
Goodman Group	\$ 41,323.84	1,952	\$ 34,823.68	1,952
Mirvac Group	\$ 16,845.48	5,769	\$ 11,393.78	5,769
Sydney Airport	\$ 28,423.11	4,909	\$ 0.00	0
<b>Total Stapled Securities</b>	<b>\$ 86,592.43</b>		<b>\$ 46,217.46</b>	
Units In Listed Unit Trusts				
Magellan Global Fund. - Ordinary Units Fully Paid - Closed Class	\$ 33,156.96	24,744	\$ 33,156.96	24,744
Metrics Master Income Trust - Ordinary Units Fully Paid	\$ 36,456.84	18,648	\$ 36,456.84	18,648
<b>Total Units In Listed Unit Trusts</b>	<b>\$ 82,828.56</b>		<b>\$ 69,613.80</b>	
<b>Total Investments</b>	<b>\$ 446,448.28</b>		<b>\$ 412,408.25</b>	
<b>Other Assets</b>				
Cash At Bank				
CBA Bank Account	\$ 895.29		\$ 0.00	
Macquarie CMA 9150	\$ 0.00		\$ 71.12	
Suncorp #5353	\$ 6,574.12		\$ 38,287.76	
Suncorp #5868	\$ 1,572.81		\$ 504.00	
<b>Total Cash At Bank</b>	<b>\$ 9,042.22</b>		<b>\$ 38,862.88</b>	
Receivables				
Investment Income Receivable				
Distributions				
Managed Investments				
Australian Unity Health Care Property Trust Wholesale	\$ 1,225.92		\$ 1,225.92	
<b>Total Managed Investments</b>	<b>\$ 1,171.47</b>		<b>\$ 1,225.92</b>	
Stapled Securities				
Goodman Group	\$ 175.68		\$ 244.00	
Mirvac Group	\$ 294.22		\$ 294.22	
<b>Total Stapled Securities</b>	<b>\$ 469.90</b>		<b>\$ 538.22</b>	
Units In Listed Unit Trusts				

Magellan Global Fund - Ordinary Units Fully Paid Closed Class	\$	905.63	
Metrics Master Income Trust - Ordinary Units Fully Paid	\$	167.83	
<b>Total Units In Listed Unit Trusts</b>		<b>1,073.46</b>	<b>\$ 1,073.46</b>
<b>Total Distributions</b>	<b>\$</b>	<b>2,668.21</b>	<b>\$ 2,837.60</b>
<b>Dividends</b>			
<b>Shares in Listed Companies</b>			
Macquarie Bank Limited - Cap Note 3-10% Perp Non-Cum Red T-12-25	\$	0.00	
Macquarie Group Limited - Cap Note 3-10% Perp Non-Cum Red T-09-27	\$	0.00	
<b>Total Shares in Listed Companies</b>		<b>491.32</b>	<b>\$ 0.00</b>
<b>Total Dividends</b>	<b>\$</b>	<b>491.32</b>	<b>\$ 0.00</b>
<b>Total Investment Income Receivable</b>	<b>\$</b>	<b>3,159.53</b>	<b>\$ 2,837.60</b>
<b>Total Receivables</b>	<b>\$</b>	<b>3,159.53</b>	<b>\$ 2,837.60</b>
<b>Current Tax Assets</b>			
Provision for Income Tax	\$	0.00	\$ -1,318.95
<b>Franking Credits</b>			
<b>Shares in Listed Companies</b>			
Adelaide Brighton Limited	\$	118.49	\$ 123.43
AMP Limited - Cap Note 3-10% Perp Non-Cum Red T-12-21	\$	7.10	\$ 0.00
Commonwealth Bank of Australia	\$	180.69	\$ 273.21
Macquarie Bank Limited - Cap Note 3-10% Perp Non-Cum Red T-12-25	\$	69.84	\$ 69.84
Macquarie Group Limited - Cap Note 3-10% Perp Non-Cum Red T-09-27	\$	43.68	\$ 43.68
Medibank Private Limited	\$	227.50	\$ 244.42
National Australian Bank Ltd	\$	144.77	\$ 354.33
Plato Income Maximiser Limited	\$	622.30	\$ 1,100.85
Sonic Healthcare Limited	\$	55.60	\$ 161.35
Suncorp Group Ltd	\$	47.21	\$ 93.11
Tabcorp Holdings Limited	\$	140.27	\$ 252.49
<b>Total Shares in Listed Companies</b>		<b>1,698.25</b>	<b>\$ 2,716.71</b>
<b>Total Franking Credits</b>	<b>\$</b>	<b>1,698.25</b>	<b>\$ 2,716.71</b>
<b>Foreign Tax Credits</b>			
<b>Stapled Securities</b>			
Goodman Group	\$	0.00	\$ 3.08
<b>Total Stapled Securities</b>	<b>\$</b>	<b>0.00</b>	<b>\$ 3.08</b>
<b>Units In Listed Unit Trusts</b>			
Magellan Global Fund - Ordinary Units Fully Paid Closed Class	\$	94.51	
<b>Total Units In Listed Unit Trusts</b>	<b>\$</b>	<b>0.00</b>	<b>\$ 94.51</b>
<b>Total Foreign Tax Credits</b>	<b>\$</b>	<b>0.00</b>	<b>\$ 97.59</b>
Excessive Foreign Tax Credit Writeoff		0.00	\$ -67.05
<b>Total Current Tax Assets</b>	<b>\$</b>	<b>1,698.25</b>	<b>\$ 1,428.30</b>
<b>Total Other Assets</b>	<b>\$</b>	<b>13,900.00</b>	<b>\$ 43,128.78</b>
<b>Total Assets</b>	<b>\$</b>	<b>460,348.28</b>	<b>\$ 455,537.03</b>

**Liabilities****Borrowings****Other Loans**

Loan Rhonda	\$	15,010.00	\$ 7,975.11
-------------	----	-----------	-------------

<b>Total Other Loans</b>	<b>\$</b>	<b>15,010.00</b>	<b>\$ 7,975.11</b>
--------------------------	-----------	------------------	--------------------

<b>Total Borrowings</b>	<b>\$</b>	<b>15,010.00</b>	<b>\$ 7,975.11</b>
-------------------------	-----------	------------------	--------------------

<b>Total Liabilities</b>	<b>\$</b>	<b>15,010.00</b>	<b>\$ 7,975.11</b>
--------------------------	-----------	------------------	--------------------

**Net Assets**

<b>Total Net Assets</b>	<b>\$</b>	<b>445,338.28</b>	<b>\$ 447,561.92</b>
-------------------------	-----------	-------------------	----------------------

**Member Entitlements****Member Entitlement Accounts****Mrs Rhonda Dovey**

Accumulation	\$	145,030.28	\$ 149,330.36
--------------	----	------------	---------------

Rhonda Dovey	\$	300,308.00	\$ 298,231.56
--------------	----	------------	---------------

<b>Total Mrs Rhonda Dovey</b>	<b>\$</b>	<b>445,338.28</b>	<b>\$ 447,561.92</b>
-------------------------------	-----------	-------------------	----------------------

---

Total Member Entitlement Accounts	\$	<b>445,338.28</b>	\$	<b>447,561.92</b>
Total Member Entitlements	\$	<b>445,338.28</b>	\$	<b>447,561.92</b>

---

RHONDA DOVEY SF

**Operating Statement**

From 1 Jul 2021 to 30 Jun 2022

	1 Jul 2020 to 30 Jun 2021	1 Jul 2021 to 30 Jun 2022
<b>Income</b>		
<b>Member Receipts</b>		
Contributions		
Downsizer Contribution		
Mrs Rhonda Dovey	\$ 120,000.00	\$ 0.00
<b>Total Downsizer Contribution</b>	<b>\$ 120,000.00</b>	<b>\$ 0.00</b>
<b>Total Contributions</b>	<b>\$ 120,000.00</b>	<b>\$ 0.00</b>
<b>Total Member Receipts</b>	<b>\$ 120,000.00</b>	<b>\$ 0.00</b>
<b>Investment Gains</b>		
Realised Capital Gains		
Stapled Securities		
Sydney Airport	\$ 0.00	\$ 26,343.53
<b>Total Stapled Securities</b>	<b>\$ 0.00</b>	<b>\$ 26,343.53</b>
<b>Total Realised Capital Gains</b>	<b>\$ 0.00</b>	<b>\$ 26,343.53</b>
<b>Total Investment Gains</b>	<b>\$ 0.00</b>	<b>\$ 26,343.53</b>
<b>Investment Income</b>		
Distributions		
Managed Investments		
Australian Unity Health Care Property Trust Wholesale	\$ 4,393.48	\$ 4,759.86
<b>Total Managed Investments</b>	<b>\$ 4,393.48</b>	<b>\$ 4,759.86</b>
Stapled Securities		
Goodman Group	\$ 468.48	\$ 539.88
Mirvac Group	\$ 571.13	\$ 588.44
<b>Total Stapled Securities</b>	<b>\$ 1,039.61</b>	<b>\$ 1,128.32</b>
Units In Listed Unit Trusts		
Magellan Global Fund. - Ordinary Units Fully Paid Closed Class	\$ 905.63	\$ 1,905.77
Magellan Global Trust - Ordinary Units Fully Paid	\$ 698.10	\$ 0.00
Metrics Master Income Trust - Ordinary Units Fully Paid	\$ 1,536.68	\$ 1,622.39
<b>Total Units In Listed Unit Trusts</b>	<b>\$ 3,140.41</b>	<b>\$ 3,528.16</b>
<b>Total Distributions</b>	<b>\$ 8,573.50</b>	<b>\$ 9,416.34</b>
Dividends		
Shares in Listed Companies		
Adelaide Brighton Limited	\$ 394.97	\$ 411.43
AMP Limited - Cap Note 3-Bbsw+5.10% Perp Non-Cum Red T-12-21	\$ 257.26	\$ 128.36
Commonwealth Bank Of Australia.	\$ 602.29	\$ 910.71
Macquarie Bank Limited - Cap Note 3-Bbsw+4.70% Perp Non-Cum Red T-12-25	\$ 500.77	\$ 477.25
Macquarie Group Limited - Cap Note 3-Bbsw+2.90% Perp Non-Cum Red T-09-27	\$ 74.79	\$ 298.46
Medibank Private Limited	\$ 758.33	\$ 814.73
National Australian Bank Ltd	\$ 482.57	\$ 1,181.10
Plato Income Maximiser Limited.	\$ 2,074.30	\$ 3,669.42
Sonic Healthcare Limited	\$ 487.99	\$ 633.50
Suncorp Group Ltd	\$ 157.37	\$ 310.37
Tabcorp Holdings Limited	\$ 467.57	\$ 841.63
<b>Total Shares in Listed Companies</b>	<b>\$ 6,258.21</b>	<b>\$ 9,676.96</b>
<b>Total Dividends</b>	<b>\$ 6,258.21</b>	<b>\$ 9,676.96</b>
Foreign Income		
Foreign Dividend		
Stapled Securities		
Goodman Group	\$ 78.08	\$ 117.12
<b>Total Stapled Securities</b>	<b>\$ 78.08</b>	<b>\$ 117.12</b>
<b>Total Foreign Dividend</b>	<b>\$ 78.08</b>	<b>\$ 117.12</b>
<b>Total Foreign Income</b>	<b>\$ 78.08</b>	<b>\$ 117.12</b>

<b>Interest</b>			
Cash At Bank			
CBA Bank Account	\$	17.13	\$ 0.83
Suncorp #5353	\$	45.80	\$ 26.29
<b>Total Cash At Bank</b>	<b>\$</b>	<b>62.93</b>	<b>\$ 27.12</b>
<b>Total Interest</b>	<b>\$</b>	<b>62.93</b>	<b>\$ 27.12</b>
<b>Total Investment Income</b>	<b>\$</b>	<b>14,972.72</b>	<b>\$ 19,237.54</b>
<b>Total Income</b>	<b>\$</b>	<b>134,972.72</b>	<b>\$ 45,581.07</b>

**Expenses****Member Payments**

<b>Pensions Paid</b>			
Mrs Rhonda Dovey			
Rhonda Dovey	\$	17,861.35	\$ 13,718.62
<b>Total Mrs Rhonda Dovey</b>	<b>\$</b>	<b>17,861.35</b>	<b>\$ 13,718.62</b>
<b>Total Pensions Paid</b>	<b>\$</b>	<b>17,861.35</b>	<b>\$ 13,718.62</b>
<b>Total Member Payments</b>	<b>\$</b>	<b>17,861.35</b>	<b>\$ 13,718.62</b>

**Other Expenses**

Accountancy Fee	\$	1,705.00	\$ 1,705.00
Adviser Fee	\$	2,200.00	\$ 825.00
Auditor Fee	\$	1,034.00	\$ 1,034.00
SMSF Supervisory Levy	\$	259.00	\$ 259.00
<b>Total Other Expenses</b>	<b>\$</b>	<b>5,198.00</b>	<b>\$ 3,823.00</b>









**Investment Losses****Decrease in Market Value**

<b>Derivative Investments</b>			
Magellan Global Fund. - Option Expiring 01-Mar-2024 Ex At Disc To Est Nav	\$	-419.83	\$ 344.86
<b>Total Derivative Investments</b>	<b>\$</b>	<b>-419.83</b>	<b>\$ 344.86</b>
<b>Managed Investments</b>			
Australian Unity Health Care Property Trust Wholesale	\$	-18,823.97	\$ -20,830.60
<b>Total Managed Investments</b>	<b>\$</b>	<b>-18,823.97</b>	<b>\$ -20,830.60</b>
<b>Shares in Listed Companies</b>			
Adelaide Brighton Limited	\$	-668.16	\$ 2,419.20
AMP Limited - Cap Note 3-Bbsw+5.10% Perp Non-Cum Red T-12-21	\$	-6.90	\$ 17.50
Commonwealth Bank Of Australia.	\$	-5,176.50	\$ 1,613.30
Macquarie Bank Limited - Cap Note 3-Bbsw+4.70% Perp Non-Cum Red T-12-25	\$	-453.00	\$ 461.00
Macquarie Group Limited - Cap Note 3-Bbsw+2.90% Perp Non-Cum Red T-09-27	\$	-40.00	\$ 318.00
Medibank Private Limited	\$	-745.79	\$ -394.83
National Australian Bank Ltd	\$	-5,208.00	\$ -761.67
Plato Income Maximiser Limited.	\$	-8,777.48	\$ 3,312.35
Sonic Healthcare Limited	\$	-3,961.09	\$ 2,678.83
Suncorp Group Ltd	\$	-575.28	\$ 39.78
Tabcorp Holdings Limited	\$	-7,902.52	\$ -1,609.65
The Lottery Corporation Limited	\$	0.00	\$ -157.77
<b>Total Shares in Listed Companies</b>	<b>\$</b>	<b>-33,514.72</b>	<b>\$ 7,936.04</b>
<b>Stapled Securities</b>			
Goodman Group	\$	-12,336.64	\$ 6,500.16
Mirvac Group	\$	-4,326.75	\$ 5,451.70
Sydney Airport	\$	-1,475.97	\$ 11,812.89
<b>Total Stapled Securities</b>	<b>\$</b>	<b>-18,139.36</b>	<b>\$ 23,764.75</b>
<b>Units In Listed Unit Trusts</b>			
Magellan Global Fund. - Ordinary Units Fully Paid Closed Class	\$	456.95	\$ 11,629.68
Metrics Master Income Trust - Ordinary Units Fully Paid	\$	-1,159.88	\$ 1,585.08
<b>Total Units In Listed Unit Trusts</b>	<b>\$</b>	<b>-702.93</b>	<b>\$ 13,214.76</b>
<b>Total Decrease in Market Value</b>	<b>\$</b>	<b>-71,600.81</b>	<b>\$ 24,429.81</b>
<b>Total Investment Losses</b>	<b>\$</b>	<b>-71,600.81</b>	<b>\$ 24,429.81</b>
<b>Total Expenses</b>	<b>\$</b>	<b>-48,541.46</b>	<b>\$ 41,971.43</b>

**Income Tax****Income Tax Expense**

Income Tax Expense	\$	0.00	\$	1,318.95
Excessive Foreign Tax Credit Writeoff Expense	\$	0.00	\$	67.05
<hr/>				
Total Income Tax Expense	\$	0.00	\$	1,386.00
Total Income Tax	\$	0.00	\$	1,386.00
<hr/>				
<b>Net Profit (Loss) Total</b>	\$	<b>183,514.18</b>	\$	<b>2,223.64</b>

**ADVISER**

-  **Account Details**  
 (/ofs2.web/account/details?sid=FE262675-A524-479E-9695-F447425E17AA)
-  **Adviser Details**  
 (/ofs2.web/account/adviser-details?sid=FE262675-A524-479E-9695-F447425E17AA)
-  **Investment Details**  
 (/ofs2.web/account/investment-details?sid=FE262675-A524-479E-9695-F447425E17AA)
-  **Transaction Details**  
 (/ofs2.web/account/transaction-details?sid=FE262675-A524-479E-9695-F447425E17AA)
-  **Instructions**  
 (/ofs2.web/account/instructions?sid=FE262675-A524-479E-9695-F447425E17AA)
-  **Documents**  
 (/ofs2.web/account/documents?sid=FE262675-A524-479E-9695-F447425E17AA)
-  **Other relationships**  
 (/ofs2.web/account/other-relationships?sid=FE262675-A524-479E-9695-F447425E17AA)
-  **Return to Home Page**  
 (/ofs2.web/adviser/home?sid=FE262675-A524-479E-9695-F447425E17AA)


**INVESTMENT DETAILS**

Available Accounts 20529418 - R DOVEY & S QUINN ATF RHONDA DOVEY SUPER FUND

**Account Details**

Account Name	R DOVEY & S QUINN ATF RHONDA DOVEY SUPER FUND	Account Number	20529418
--------------	---	----------------	----------

**Investment Details**

Value As at   View

Price Type Value  Mid-Price  Red-Price

Fund Name	Units Held	Price <sup>ⓘ</sup>	Value in Fund Currency <sup>ⓘ</sup>	%	Last Valuation Date
Australian Unity Healthcare Property Trust - Wholesale Units (/ofs2.web/account/investment-details?productOptionIdSelected=&selectedProductOptionId=4220&sid=FE262675-A524-479E-9695-F447425E17AA)	48,744.1651	\$2.6940	\$131,316.78	100.00	30/06/2022
<b>Total Value in Fund Currency</b>			<b>\$131,316.78</b>		

 Export data to Excel

The balance is based on the most recently available unit price/s for your investment option/s, at the time it is displayed. This is subject to change and should not be relied upon as the actual closing value for each respective quarter.

[Terms and Conditions of use & Privacy Policy \(/ofs2.web/public/terms-and-conditions/AUI/ADVISER?sid=FE262675-A524-479E-9695-F447425E17AA\)](/ofs2.web/public/terms-and-conditions/AUI/ADVISER?sid=FE262675-A524-479E-9695-F447425E17AA)

# Financial Year Summary

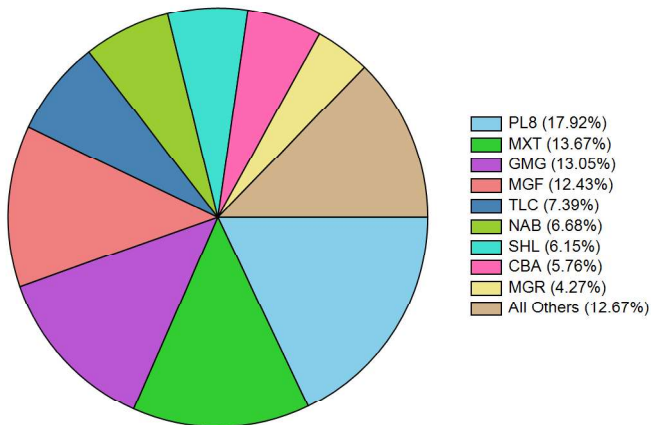
1 JULY 2021 - 30 JUNE 2022

# AUSIEX

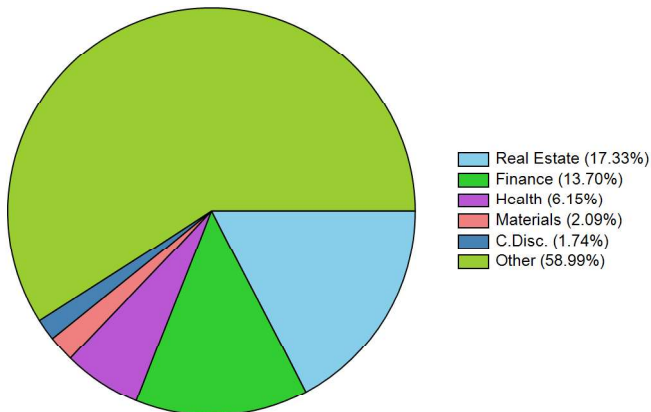
Portfolio Valuation	Account Number	Account Name	Value as at 30 June 2022
Shares	6352087	MS RHONDA DOVEY + MRS STEPHANIE QUINN <RHONDA DOVEY SUPER FUND A/C>	\$266,750.84
<b>TOTAL PORTFOLIO VALUE</b>			<b>\$266,750.84</b>

## Allocation as at 30 June 2022

### Shares in your portfolio



### Sectors in your portfolio



## Estimated Interest & Dividends 2021-2022 Financial Year

Est. Franked Dividends	\$5,768.60
Est. Unfranked Dividends	\$5,182.41
Est. Franking Credits	\$2,472.29
Est. Interest Received from Interest Rate Securities	\$0.00
<b>TOTAL INCOME</b>	<b>\$10,951.01</b>

## Fees & Charges 2021-2022 Financial Year

Total Brokerage (inc. GST)	\$0.00
Total Subscriptions (inc. GST)	\$0.00
Other Fees (inc. GST)	Nil
<b>TOTAL FEES &amp; CHARGES</b>	<b>\$0.00</b>

#### DISCLAIMER

This statement is issued by Australian Investment Exchange Limited ABN 71 076 515 930 AFSL 241400 ("AUSIEX"), a Market Participant of ASX Limited and Cboe Australia Pty Limited, a Clearing Participant of ASX Clear Pty Limited and a Settlement Participant of ASX Settlement Pty Limited. AUSIEX is a wholly owned, but not guaranteed, subsidiary of Nomura Research Institute, LTD. Information contained in this statement is believed to be accurate at the time the statement is generated. NRI and its subsidiaries do not accept any liability for any errors or omissions contained in this statement, or any responsibility for any action taken in reliance on this statement.

This statement is a summary document only and it is not intended to replace any document which contains information that may be required for taxation purposes. You should therefore retain your CHESSE statements, dividend statements, confirmations and bank account statements for your records in this regard. If there are any errors in this statement, please contact us as set out below. The total brokerage outlined does not include any rebates you may have received over the financial year. Please refer to your transaction statement records for any rebates you may have received for the statement period. This statement only includes dividends paid for holdings held with AUSIEX. Any dividends paid (based on the ex-dividend date) prior to holdings being transferred to AUSIEX are not included in this report. This report may not include information on some accounts if you have switched products during the financial year. AUSIEX is not a registered tax practitioner and the information provided in this report does not constitute tax advice. The above information, whilst based upon your holdings, only takes into account those of your circumstances of which we are aware. It is recommended that you provide the statement to your tax adviser or accountant in order that your particular circumstances can be properly addressed.

Address Locked Bag 3005, Australia Square NSW 1215 | Enquiries 1800 252 351 | 8:30am - 5:30pm Sydney time, Mon to Fri | [www.ausix.com.au](http://www.ausix.com.au)



# Portfolio Valuation

30 JUNE 2022

# AUSIEX

SHARES - 6352087 - HIN 70970333

MS RHONDA DOVEY + MRS STEPHANIE QUINN <RHONDA DOVEY SUPER FUND A/C>

Portfolio	Units	Unit Price	Portfolio Value	% of Portfolio
ABC - ADBRI LIMITED FPO (ORDINARY FULLY PAID)	2,304	\$2.4200	\$5,575.68	2.09%
CBA - COMMONWEALTH BANK. FPO (ORDINARY FULLY PAID)	170	\$90.3800	\$15,364.60	5.76%
GMG - GOODMAN GROUP STAPLED (FULLY PAID ORDINARY/UNITS STAPLED SECURITIES)	1,952	\$17.8400	\$34,823.68	13.05%
MBLPC - MACQUARIE BANK LTD NYR3QUT (CAP NOTE 3-BBSW+4.70% PERP NON-CUM RED T-12-25)	100	\$104.2400	\$10,424.00	3.91%
MGF - MAGELLAN GLOBAL FUND CLOSED CL (ORDINARY UNITS FULLY PAID CLOSED CLASS)	24,744	\$1.3400	\$33,156.96	12.43%
MGFO - MAGELLAN GLOBAL FUND OPT MAR24 (OPTION EXPIRING 01-MAR-2024 EX AT DISC TO EST NAV)	14,994	\$0.0050	\$74.97	0.03%
MGR - MIRVAC GROUP STAPLED (FULLY PAID ORDINARY/UNITS STAPLED SECURITIES)	5,769	\$1.9750	\$11,393.78	4.27%
MQGPE - MACQUARIE GROUP LTD NYR3QUT (CAP NOTE 3-BBSW+2.90% PERP NON-CUM RED T-09-27)	100	\$97.2200	\$9,722.00	3.64%
MXT - METRICS MASTER UNITS (ORDINARY UNITS FULLY PAID)	18,648	\$1.9550	\$36,456.84	13.67%
NAB - NATIONAL AUST. BANK FPO (ORDINARY FULLY PAID)	651	\$27.3900	\$17,830.89	6.68%
PL8 - PLATO INC MAX LTD. FPO (ORDINARY FULLY PAID)	40,845	\$1.1700	\$47,788.65	17.92%
SHL - SONIC HEALTHCARE FPO (ORDINARY FULLY PAID)	497	\$33.0100	\$16,405.97	6.15%
SUN - SUNCORP GROUP LTD FPO (ORDINARY FULLY PAID)	306	\$10.9800	\$3,359.88	1.26%
TAH - TABCORP HOLDINGS LTD FPO (ORDINARY FULLY PAID)	4,364	\$1.0650	\$4,647.66	1.74%
TLC - THE LOTTERY CORP FPO (ORDINARY FULLY PAID)	4,364	\$4.5200	\$19,725.28	7.39%
		<b>TOTAL</b>	<b>\$266,750.84</b>	<b>100.00%</b>

## DISCLAIMER

This statement is issued by Australian Investment Exchange Limited ABN 71 076 515 930 AFSL 241400 ("AUSIEX"), a Market Participant of ASX Limited and Cboe Australia Pty Limited, a Clearing Participant of ASX Clear Pty Limited and a Settlement Participant of ASX Settlement Pty Limited. AUSIEX is a wholly owned, but not guaranteed, subsidiary of Nomura Research Institute, LTD. Information contained in this statement is believed to be accurate at the time the statement is generated. NRI and its subsidiaries do not accept any liability for any errors or omissions contained in this statement, or any responsibility for any action taken in reliance on this statement.

This statement is a summary document only and it is not intended to replace any document which contains information that may be required for taxation purposes. You should therefore retain your CHESSE statements, dividend statements, confirmations and bank account statements for your records in this regard. If there are any errors in this statement, please contact us as set out below. The total brokerage outlined does not include any rebates you may have received over the financial year. Please refer to your transaction statement records for any rebates you may have received for the statement period. This statement only includes dividends paid for holdings held with AUSIEX. Any dividends paid (based on the ex-dividend date) prior to holdings being transferred to AUSIEX are not included in this report. This report may not include information on some accounts if you have switched products during the financial year. AUSIEX is not a registered tax practitioner and the information provided in this report does not constitute tax advice. The above information, whilst based upon your holdings, only takes into account those of your circumstances of which we are aware. It is recommended that you provide the statement to your tax adviser or accountant in order that your particular circumstances can be properly addressed.

Address Locked Bag 3005, Australia Square NSW 1215 | Enquiries 1800 252 351 | 8:30am - 5:30pm Sydney time, Mon to Fri | [www.ausieux.com.au](http://www.ausieux.com.au)

Date: 29/09/2022

Dear Sir/Madam,

Thank you for your enquiry and below is the account balance(s) of your portfolio as of close of business on: 30/06/2022

**MEDIBANK PRIVATE LIMITED  
MPL ORDINARY FULLY PAID SHARES**

<b>Name</b>	<b>Share Type</b>	<b>Register</b>	<b>Quantity</b>
RHONDA DOVEY I*****6404	Issuer Sponsored	VIC	4387
		<b>Total</b>	<b>4387</b>

Sincerely,

Computershare

**Only Computershare managed holdings are listed.**

**SEARCH LISTED OR DELISTED COMPANY**

Any AUS or NZ company

**BROWSE**

Browse Australian delisted companies

0-9 A B C D E F G H I J K L M N O P Q R S T U V W X Y Z

Browse terminated Australian managed funds

0-9 A B C D E F G H I J K L M N O P Q R S T U V W X Y Z

[Browse Australian listed companies/current funds](#) or use SEARCH

**SEARCH PRIVATE COMPANY**

**SEARCH FUNDS**

Find any Australian or New Zealand company or fund (dead or alive) by using SEARCH above or go directly to the site:

## HASTIE GROUP LIMITED (HST)

[See below for ASX Announcements](#)

[ASX, Legal & CGT Status](#)

### SHARE PRICES (updated at weekends)

[2005](#) [2006](#) [2007](#) [2008](#) [2009](#) [2010](#) [2011](#) [2012](#) [ALL](#)

Former (or subsequent) names

News & Events	Expand this box to read and print
delisted following non-payment of annual listing fees in respect of the year ending 30 June 2014	30/08/2013
we understand this company failed and has finally been delisted by ASX following non-payment of annual listing fees	30/08/2013
The company has not paid its annual fees in respect of the year ending 30 June 2014 but are already suspended from official quotation. In accordance with listing rule 16.5, entities that pay their annual listing fees on or after 23 August 2013 must pay by bank cheque only. Under listing rule 17.15, any entity that has not paid its annual listing fees as required by listing rule 16.5 by 5.00 pm EST on Thursday 29 August 2013 will be removed from the official list with effect from the close of trading on Thursday 29 August 2013.	23/08/2013

Directors' on-market share transactions (last 5)						
<a href="#">Click here for the last 20 transactions all companies</a>						
Directors & Executives (current)						
<table border="1" style="width: 100%; border-collapse: collapse;"> <thead> <tr> <th style="width: 30%;">NAME</th> <th style="width: 30%;">TITLE</th> <th style="width: 40%;">DATE OF APPT★</th> </tr> </thead> <tbody> <tr> <td style="color: #0070c0;">Ashley Killick</td> <td>CFO</td> <td>04/05/2012</td> </tr> </tbody> </table>	NAME	TITLE	DATE OF APPT★	Ashley Killick	CFO	04/05/2012
NAME	TITLE	DATE OF APPT★				
Ashley Killick	CFO	04/05/2012				



# Macquarie Cash Management Account

MACQUARIE BANK LIMITED  
ABN 46 008 583 542 AFSL 237502

enquiries 1800 806 310  
transact@macquarie.com  
www.macquarie.com.au

GPO Box 2520  
Sydney, NSW 2001



MS R B DOVEY & MS S J QUINN  
27 WAGSTAFFE AVENUE  
WAGSTAFFE NSW 2257

1 Shelley Street  
Sydney, NSW 2000

account balance **\$71.12**  
as at 30 Jun 22

account name R B DOVEY & S J QUINN ATF  
RHONDA DOVEY SUPERANNUATION FUND  
account no. 970219150

	transaction	description	debits	credits	balance
24.02.22		OPENING BALANCE			0.00
22.03.22	Deposit	RHONDA DOVEY SUP		346.12	346.12
08.06.22	Funds transfer	M WALKER	275.00		71.12
		CLOSING BALANCE AS AT 30 JUN 22	275.00	346.12	71.12

\* Interest rate for the period 25 February to 16 June: 0.05% pa (112 days); 17 June to 30 June: balances \$0.00 to \$4,999.99 earned 0.25% balances \$5,000.00 and above earned 0.25% pa (14 days)

## how to make a transaction

online  
Log in to [www.macquarie.com.au/personal](http://www.macquarie.com.au/personal)

by phone  
Call 133 275 to make a phone transaction

transfers from another bank account  
Transfer funds from another bank to this account:  
BSB 182 512  
ACCOUNT NO. 970219150

deposits using BPay  
From another bank



Bill code: 667022  
Ref: 970 219 150

continued on next

MS RHONDA BERICE DOVEY T/F  
DOVEY SUPERANNUATION FUND  
27 WAGSTAFFE AVE  
WAGSTAFFE NSW 2257  
AUSTRALIA

Account Summary

<b>Opening Balance</b>	<b>\$3,834.30</b>
Total Withdrawals	\$18,080.00 -
Total Deposits	\$52,533.46+
<b>Closing Balance</b>	<b>\$38,287.76</b>

BSB Number	<b>484-799</b>
Account Number	<b>001765353</b>
Statement Period	<b>1/01/2022 - 30/06/2022</b>

Account Transactions

Date	Transaction Details	Withdrawal	Deposit	Balance
	Opening Balance			3,834.30
11 Jan 2022	DIRECT CREDIT MCP MASTER INCOM Ref: 2114149		143.59	3,977.89
11 Jan 2022	DIRECT CREDIT Australian Unity 20529418/DISTRIB		1,157.67	5,135.56
19 Jan 2022	DIRECT CREDIT MAGELLAN MAGELLAN0002721291		905.63	6,041.19
27 Jan 2022	INTERNET TRANSFER DEBIT TO 161930613 REFERENCE NO 6729531	1,000.00		5,041.19
31 Jan 2022	DIRECT CREDIT PLATO INCOME MAX Ref: 2164801		204.23	5,245.42
31 Jan 2022	CREDIT INTEREST		0.42	5,245.84
7 Feb 2022	INTERNET TRANSFER DEBIT TO 161930613 REFERENCE NO 56726522	1,000.00		4,245.84
8 Feb 2022	DIRECT CREDIT MCP MASTER INCOM Ref: 2189199		138.00	4,383.84
24 Feb 2022	DIRECT CREDIT GOODMAN GROUP FEB22/00822177		292.80	4,676.64
28 Feb 2022	DIRECT CREDIT MGR DST 001271468952		294.22	4,970.86
28 Feb 2022	DIRECT CREDIT PLATO INCOME MAX Ref: 2225287		204.23	5,175.09
	<b>BALANCE CARRIED FORWARD</b>			<b>5,175.09</b>

Details are continued on the back of this page

### Account Transactions Continued

Date	Transaction Details	Withdrawal	Deposit	Balance
	<b>BALANCE BROUGHT FORWARD</b>			<b>5,175.09</b>
28 Feb 2022	CREDIT INTEREST		0.35	5,175.44
8 Mar 2022	DIRECT CREDIT MCP MASTER INCOM Ref: 2256708		124.94	5,300.38
9 Mar 2022	DIRECT CREDIT SYD SCHEME PYMT AUD01/00871247		42,953.75	48,254.13
10 Mar 2022	INTERNET TRANSFER DEBIT TO 161930613 REFERENCE NO 51103362	1,000.00		47,254.13
17 Mar 2022	DIRECT CREDIT TAH ITM DIV 001272603093		283.66	47,537.79
23 Mar 2022	INTERNET TRANSFER DEBIT TO 161930613 REFERENCE NO 50015381	2,000.00		45,537.79
23 Mar 2022	DIRECT CREDIT SONIC HEALTHCARE INT22/00848615		198.80	45,736.59
30 Mar 2022	DIRECT CREDIT CBA ITM DIV 001272085093		297.50	46,034.09
31 Mar 2022	DIRECT CREDIT PLATO INCOME MAX Ref: 2303710		204.23	46,238.32
31 Mar 2022	CREDIT INTEREST		3.07	46,241.39
1 Apr 2022	DIRECT CREDIT SUN INTERIM DIV 001271654350		70.38	46,311.77
8 Apr 2022	DIRECT CREDIT MCP MASTER INCOM Ref: 2332789		134.27	46,446.04
8 Apr 2022	DIRECT CREDIT Australian Unity 20529418/DISTRIB		1,218.60	47,664.64
11 Apr 2022	DIRECT CREDIT ADBRI LIMITED AUF21/00812993		161.28	47,825.92
20 Apr 2022	INTERNET EXTERNAL TRANSFER TO 012881 109421298 REF NO 43048690 Tree chopping	2,200.00		45,625.92
	<b>BALANCE CARRIED FORWARD</b>			<b>45,625.92</b>

**Account Transactions Continued**

<b>Date</b>	<b>Transaction Details</b>	<b>Withdrawal</b>	<b>Deposit</b>	<b>Balance</b>
	<b>BALANCE BROUGHT FORWARD</b>			<b>45,625.92</b>
26 Apr 2022	INTERNET TRANSFER DEBIT TO 161930613 REFERENCE NO 41250542	3,000.00		42,625.92
29 Apr 2022	DIRECT CREDIT MQG PAYMENT 001276833425		251.07	42,876.99
29 Apr 2022	DIRECT CREDIT PLATO INCOME MAX Ref: 2393447		224.65	43,101.64
30 Apr 2022	INTERNET TRANSFER DEBIT TO 161930613 REFERENCE NO 98297442	1,000.00		42,101.64
30 Apr 2022	CREDIT INTEREST		3.79	42,105.43
3 May 2022	INTERNET TRANSFER DEBIT TO 161930613 REFERENCE NO 10832480	2,000.00		40,105.43
9 May 2022	DIRECT CREDIT MCP MASTER INCOM Ref: 2417422		134.27	40,239.70
16 May 2022	INTERNET TRANSFER DEBIT TO 161930613 REFERENCE NO 67161441	2,000.00		38,239.70
27 May 2022	INTERNET TRANSFER DEBIT TO 161930613 REFERENCE NO 52741432	2,000.00		36,239.70
31 May 2022	DIRECT CREDIT PLATO INCOME MAX Ref: 2464246		449.30	36,689.00
31 May 2022	CREDIT INTEREST		3.31	36,692.31
1 Jun 2022	INTERNET EXTERNAL TRANSFER TO 034002 000161233 REF NO 10942360 D409312886	880.00		35,812.31
8 Jun 2022	DIRECT CREDIT MCP MASTER INCOM Ref: 2539978		160.37	35,972.68
13 Jun 2022	DIRECT CREDIT ATO ATO001000016706718		2,013.15	37,985.83
20 Jun 2022	DIRECT CREDIT MQGPE DST 001278196856		67.55	38,053.38
30 Jun 2022	DIRECT CREDIT PLATO INCOME MAX Ref: 2576450		224.65	38,278.03
30 Jun 2022	CREDIT INTEREST		9.73	38,287.76
	<b>CLOSING BALANCE</b>			<b>38,287.76</b>

Details are continued on the back of this page

MS RHONDA BERICE DOVEY T/F RHONDA DOVEY  
SUPERANNUATION FUND  
27 WAGSTAFFE AVE  
WAGSTAFFE NSW 2257  
AUSTRALIA

BSB Number	484-799
Account Number	001765868
Statement Period	1/04/2022 - 30/06/2022

Account Summary	
Opening Balance	\$2,409.12
Total Withdrawals	\$1,905.12 -
Total Deposits	\$0.00+
<b>Closing Balance</b>	<b>\$504.00</b>

Account Transactions

Date	Transaction Details	Withdrawal	Deposit	Balance
	Opening Balance			2,409.12
26 Apr 2022	BPAY DEBIT VIA INTERNET CENTRAL COAST COUNC. 04793022 REFERENCE NUMBER 68629541	637.60		1,771.52
23 May 2022	INTERNET EXTERNAL TRANSFER TO 812170 000269461 REF NO 48822702 Electrician	197.68		1,573.84
3 Jun 2022	BPAY DEBIT VIA INTERNET TAX OFFICE PAYMENTS 551008632949265921 REFERENCE NUMBER 14219460	573.90		999.94
19 Jun 2022	INTERNET EXTERNAL TRANSFER TO 812170 000269461 REF NO 30032532 Pump and light	495.94		504.00
	<b>CLOSING BALANCE</b>			<b>504.00</b>



**Enquiries:** 1300 997 774  
**Mail:** GPO Box 804  
Melbourne VIC 3001  
**Web:** [australianunity.com.au](http://australianunity.com.au)  
**Email:** [australianunitywealth@unitregistry.com.au](mailto:australianunitywealth@unitregistry.com.au)  
**Issued by:** Australian Unity Funds Management  
Limited  
ABN 60 071 497 115  
AFSL 234454

RHONDA DOVEY SUPER FUND  
27 Wagstaffe Avenue  
WAGSTAFFE NSW 2257

**Page**  
1 of 3

**Date**  
11 August 2022

**Part A: Your Details**

**Account Name**  
R DOVEY & S QUINN ATF RHONDA  
DOVEY SUPER FUND

**Account Number**  
20529418

**Account Holder Name** **TFN/ABN**  
RHONDA DOVEY SUPER FUND Provided

**Account TFN Type**  
SuperannuationFund

**Tax Residence**  
Australia

**Overseas Tax ID No**  
Not Provided

**Financial Adviser**  
Michael Walker  
+61 (2) 84040543

**AMIT Member Annual Statement**  
**Australian Unity Healthcare Property Trust -**  
**Wholesale Units**  
**01 July 2021 to 30 June 2022**

Dear Investor(s)

Please find below the Attribution Managed Investment Trust Member Annual (AMMA) Statement for the year ended 30 June 2022 for your investment in the Australian Unity Healthcare Property Trust - Wholesale Units.

The following tax return items are valid for Australian resident individual unitholders only. Please retain this statement for tax purposes.

If any of the details in Part A are incorrect or if you have any questions about your account, you can call our Client Services team on 1300 997 774 or + 61 3 9616 8687 from 8.30am to 5.30pm, or email [australianunitywealth@unitregistry.com.au](mailto:australianunitywealth@unitregistry.com.au)

Part B Tax Return (Supplementary Section)	Summary of tax return (supplementary section) items	
	Amount (\$)	Tax return label
Non-primary production income	1,158.57	13U
Franked distributions from trusts	0.00	13C
Franking credits	0.00	13Q
Credit for tax file number (TFN) amounts withheld	0.00	13R
Share of credit for foreign resident amounts withheld	0.00	13A
Net capital gains	22.57	18A
Total current year capital gains	45.14	18H
Foreign entities - CFC income	0.00	19K
Assessable foreign source income	0.00	20E
Other net foreign source income	0.00	20M
Australian franking credits from a NZ company	0.00	20F
Foreign income tax offsets*	0.00	20O

\*To work out your foreign income tax offset (FITO) entitlement, see "20 Foreign source income and foreign assets or property" or the Guide to foreign income tax offset rules 2017 on [www.ato.gov.au](http://www.ato.gov.au).

<b>Part C</b> <b>Components of an attribution</b>	<b>Cash distribution (\$)</b>	<b>Tax paid or tax offsets</b> <b>Gross Up (\$)</b>	<b>Attribution/Amount (\$)</b>
<b>Australian Income</b>			
Dividends: unfranked amount	0.00	0.00	0.00
Dividends: unfranked CFI amount	0.00	0.00	0.00
Interest (subject to non-resident WHT)	0.00	0.00	0.00
Interest (not subject to non-resident WHT)	10.36	0.00	10.36
Other assessable Australian income	1,148.21	0.00	1,148.21
Other assessable Australian income (CBMI)	0.00	0.00	0.00
Other assessable Australian income (NCMI)	0.00	0.00	0.00
Other assessable Australian income (ExNCMI)	0.00	0.00	0.00
<b>Non-primary production income</b>	<b>1,158.57</b>	<b>0.00</b>	<b>1,158.57</b>
<b>Dividend: Franked amount (Franked distributions)</b>	<b>0.00</b>	<b>0.00</b>	<b>0.00</b>
<b>Capital Gains</b>			
Discounted capital gain NTARP	0.00	0.00	0.00
Capital gains - Discounted NTAP (NCMI)	0.00	0.00	0.00
Capital gains - Discounted NTAP (ExNCMI)	0.00	0.00	0.00
Discounted capital gain TARP	22.57	0.00	22.57
Capital gain: indexation method NTARP	0.00	0.00	0.00
Capital gain: indexation method TARP	0.00	0.00	0.00
Capital gain: other method NTARP	0.00	0.00	0.00
Capital gains - Other method NTAP (NCMI)	0.00	0.00	0.00
Capital gains - Other method NTAP (ExNCMI)	0.00	0.00	0.00
Capital gain: other method TARP	0.00	0.00	0.00
Capital gains - Discounted TAP (CBMI)	0.00	0.00	0.00
Capital gains - Discounted TAP (NCMI)	0.00	0.00	0.00
Capital gains - Discounted TAP (ExNCMI)	0.00	0.00	0.00
Capital gains - Other method TAP (CBMI)	0.00	0.00	0.00
Capital gains - Other method TAP (NCMI)	0.00	0.00	0.00
Capital gains - Other method TAP (ExNCMI)	0.00	0.00	0.00
<b>Net capital gains</b>	<b>22.57</b>	<b>0.00</b>	<b>22.57</b>
AMIT CGT gross up amount			22.57
Other capital gains distribution	22.57		
<b>Total current year capital gains</b>	<b>45.14</b>		<b>45.14</b>
<b>Foreign Income</b>			
Foreign Interest	0.00	0.00	0.00
Other Net Foreign Source Income	0.00	0.00	0.00
<b>Assessable net foreign income</b>	<b>0.00</b>	<b>0.00</b>	<b>0.00</b>
Attributed CFC income	0.00	0.00	0.00
<b>Total foreign income</b>	<b>0.00</b>	<b>0.00</b>	<b>0.00</b>
<b>Tax Offset</b>		<b>Amount (\$)</b>	
Franking credit tax offset		0.00	
Foreign income tax offset		0.00	
Australian franking credits from a NZ company		0.00	
Total tax offset		<b>0.00</b>	
<b>Other Non-Assessable Amounts</b>	<b>Cash distribution (\$)</b>	<b>Attribution amount (\$)</b>	
Tax-exempt amounts	0.00	0.00	
Tax-free amounts	0.00	0.00	
<b>Gross cash distribution</b>	<b>4,759.86</b>		
<b>AMIT Cost Base Adjustment</b>		<b>Amount (\$)</b>	
AMIT cost base - excess		3,556.15	
AMIT cost base - shortfall		0.00	
<b>Other Deductions From Distributions</b>			
Less Resident withholding tax	0.00		
Less non-resident withholding tax	0.00		
Less non-resident withholding tax (s12H)	0.00		
Other Rebate Income	0.00		
<b>Net cash distributions</b>	<b>4,759.86</b>		

<b>Non-resident Reporting</b>	<b>Attribution/Amount (\$)</b>	<b>Tax paid (\$)</b>
Interest exempt from withholding	0.00	0.00
Non-resident withholding amount	0.00	0.00
Non-resident member ss276-105(2)(a) or (b)	0.00	0.00
Non-resident member ss276-105(2)(c)	0.00	0.00
Managed Investment Trust Fund Payment	0.00	0.00
Managed Investment Trust Fund Payment (CBMI)	0.00	0.00
Managed Investment Trust Fund Payment (NCMI)	0.00	0.00
Managed Investment Trust Fund Payment (ExNCMI)	0.00	0.00
Managed Investment Trust Fund Payment (Total)	0.00	0.00
Deemed payment - Dividend	0.00	0.00
Deemed payment - Interest	0.00	0.00
Deemed payment - Fund Payment	0.00	0.00
Deemed payment - Fund Payment (CBMI)	0.00	0.00
Deemed payment - Fund Payment (NCMI)	0.00	0.00
Deemed payment - Fund Payment (ExNCMI)	0.00	0.00
Deemed payment - Fund Payment (Total)	0.00	0.00
Deemed payment - Royalties	0.00	0.00

**Notes:**

**Non resident withholding tax (12-H)/Income Tax (s276-105)** - If Managed Investment Trust withholding tax is applicable to your investment, this is the sum of the amounts withheld from fund payments made for the year ended 30 June pursuant to Subdivision 12-H and Subdivision 12A-B of Schedule 1 of the Taxation Administration Act 1953. Otherwise Tax may be payable per section s276-105 of the Income Tax Assessment Act 1997.

\* **Cost Base Net Amount** - Cost Base Net Amount is an estimation of the adjustment to the unitholder's cost base assuming that the unitholder held the units for the full year and assuming that the unitholder is a resident individual for the income year and is not entitled to any tax exemption in relation to the income.

If you have any questions or would like more information about your investment, contact your financial adviser or visit our Investor Portal, <https://australianunitywealth.unitregistry.com.au/funds/public/login/au/investor>. Alternatively, you can call our Client Services team on 1300 997 774 or +61 3 9616 8687 from 8.30am to 5.30pm AEDT or email [australianunitywealth@unitregistry.com.au](mailto:australianunitywealth@unitregistry.com.au)

Your Wealth Team - Australian Unity



**+ Goodman Group**  
 Goodman Limited ABN 69 000 123 071  
 Goodman Funds Management Limited  
 ABN 48 067 796 641; AFSL Number 223621  
 As Responsible Entity for  
 Goodman Industrial Trust ARSN 091 213 839  
 Goodman Logistics (HK) Limited  
 Company No. 1700359; ARBN 155 911 149  
 A Hong Kong company with limited liability

## Update your information:



### Online:

[www.computershare.com.au/easyupdate/gmg](http://www.computershare.com.au/easyupdate/gmg)



### By Mail:

Computershare Investor Services Pty Limited  
 GPO Box 2975 Melbourne  
 Victoria 3001 Australia

006615 000 GMG  
 MS RHONDA DOVEY &  
 MRS STEPHANIE QUINN  
 <RHONDA DOVEY SUPER FUND A/C>  
 27 WAGSTAFFE AVENUE  
 WAGSTAFFE NSW 2257

## Enquiries:

(within Australia) 1300 723 040  
 (international) 61 3 9415 4043

Holder No: HIN WITHHELD

Statement Date: 25 August 2022

# Goodman Group Annual Tax Statement 2022

## Fully paid ordinary securities for the year ended 30 June 2022

This statement reflects distributions that should be included in your Tax Return for the 2021-22 financial year.

Please use this Annual Tax Statement for completing your Tax Return and not interim distribution statements provided at the time of the payments since annual taxable amounts can be determined only after the close of the financial year. This statement should be read in conjunction with the enclosed Goodman Group Tax Return Guide 2022.

Please retain this statement for income tax purposes.

## Part A - Summary of 2021-22 Income Tax Return and Tax Return (supplementary section) items

### Goodman Logistics (HK) Limited dividends

Dividend components	Tax return label	Amount \$
Assessable foreign source income	20E	\$117.12
Net foreign source income	20M	\$117.12
Foreign income tax offsets	20O	Nil

### Goodman Limited (GL) dividends

Dividend components	Tax return label	Amount \$
Unfranked amount	11S	Nil
Franked amount	11T	Nil
Franking credit	11U	Nil
TFN amounts withheld	11V	Nil

### Goodman Industrial Trust (GIT) distributions

Tax Return (supplementary section)	Tax return label	Amount \$
Australian income – non-primary production	13U	\$52.55
TFN amounts withheld	13R	Nil
Tax paid by trustee	13S	Nil
Non resident withholding tax	13A	Nil
Net capital gain	18A	\$187.20
Total current year capital gains	18H	\$374.40
Assessable foreign source income	20E	\$84.13
Net foreign source income	20M	\$84.13
Foreign income tax offsets	20O	\$3.08

**Part B: Additional information for Question 18 (supplementary section)**

<b>Capital gains</b>	<b>Tax return label</b>	<b>Amount \$</b>
Discount method ('grossed-up' amount)		\$374.40
Indexation method		N/A
Other method		Nil
<b>Total current year capital gains</b>	18H	\$374.40

**Part C: Components of distributions**

<b>Net dividends/distributions for the year ended 30 June 2022</b>	<b>Cash dividend/distribution \$</b>	<b>Tax offsets \$</b>	<b>Assessable amount \$</b>
<b>Foreign income Goodman Logistics (HK) Limited – dividends</b>			
Foreign dividend – unfranked (paid 25 August 2022 and assessable for the year ending 30 June 2023)	\$48.80	Nil	\$117.12
<b>Sub-total (A)</b>	\$48.80	Nil	\$117.12
<b>Australian income Goodman Limited (GL) – dividends</b>			
Dividends – unfranked	Nil	Nil	Nil
Dividends – franked	Nil	Nil	Nil
<b>Sub-total (B)</b>	Nil	Nil	Nil
<b>Australian income Goodman Industrial Trust (GIT) – distributions</b>			
Interest	\$10.08		\$10.08
Other income	\$42.47		\$42.47
Other income NCMI	Nil		Nil
<b>Total non-primary production income*</b>	\$52.55		\$52.55
<b>Capital gains</b>			
Discounted method – 50% – TARP	\$187.20		\$187.20
Discounted method – 50% – non-TARP	Nil		Nil
CGT concession amount – TARP	\$187.20		
CGT concession amount – non-TARP	Nil		
Other method – TARP	Nil		Nil
Other method – non-TARP	Nil		Nil
<b>Distributed capital gains*</b>	\$374.40		
<b>Total net capital gains</b>			\$187.20
<b>Foreign income</b>			
Assessable foreign income*	\$81.05	\$3.08	\$84.13
<b>Non-assessable amounts</b>			
Tax-deferred amounts*	\$28.80		
<b>Other amounts withheld from distributions</b>			
TFN amounts withheld	Nil		
Credit for tax paid by trustee	Nil		
Non resident withholding tax	Nil		
<b>Sub-total (C)</b>	<b>\$536.80</b>		
(Sum of *Components less Other amounts withheld from Distributions)			
<b>Total net cash distributions</b>	<b>\$585.60</b>		
Comprising of:			
(A) Total cash from Goodman Logistics (HK) Limited	\$48.80		
(B) Total cash from Goodman Limited (GL)	Nil		
(C) Total cash from Goodman Industrial Trust (GIT)	\$536.80		

Please retain this statement for income tax purposes.

21 July 2022

MS RHONDA DOVEY + MRS STEPHANIE QUINN <RHONDA DOVEY  
 SUPER FUND  
 A/C>  
 27 WAGSTAFFE AVENUE  
 WAGSTAFFE NSW 2257

ASX Code: MGF  
 APIR Code: MGE0001AU  
 Investor Number: H012720  
 HIN: X\*\*\*\*\*333

**Attribution Managed Investment Trust Member Annual (AMMA) Statement**  
**For the year ended 30 June 2022**  
**Magellan Global Fund (Closed Class Units)**

**Part A - Your Details**

You are recorded as being: Superannuation  
 Australian Tax File Number (TFN) / ABN Quoted: Provided  
 Country of residence at 30 Jun 2022: Australia

**Part B - Summary of 2022 Tax Return (supplementary section) Items**

	Amount	Tax return label
Share of net income from trusts, less net capital gains, foreign income and franked distributions	0.00	13U
Franked distributions from trusts	0.00	13C
Other deductions relating to non-primary production income	0.00	13Y
Share of credit for foreign resident withholding amounts (excluding capital gains)	0.00	13A
Share of National rental affordability scheme tax offset	0.00	13B
Share of credit for tax withheld where Australian business number not quoted	0.00	13P
Share of franking credit from franked dividends	0.00	13Q
Share of credit for tax file number amounts withheld from interest, dividends and unit trust distributions	0.00	13R
Share of credit for tax paid by trustee	0.00	13S
Early stage venture capital limited: current year tax offset	0.00	T7K
Early stage investor: current year tax offset	0.00	T8L
Other refundable tax offsets: Exploration credits	0.00	T9 (Code E)
Net capital gain	876.48	18A
Total current year capital gains	1,752.96	18H
Credit for foreign resident capital gains withholding amounts	0.00	18X
CFC Income	0.00	19K
Transferor trust income	0.00	19B
Assessable foreign source income	310.91	20E
Other net foreign source income	310.91	20M
Australian franking credits from a New Zealand franking company	0.00	20F
Foreign Income Tax Offsets *	94.51	20O

\* The foreign income tax offset represents foreign income tax offsets in respect of both foreign income and foreign capital gains derived by the Fund. Foreign income tax offsets on foreign capital gains have not been reduced by the capital gains tax discount.

**Please retain this statement for Income Tax Purposes**

Part C	Component of attribution	Cash Distribution	Tax Paid/Frinking Credit (grossed up)	Attribution	Tax return Label
<b>Australian Income</b>					
	Interest (subject to withholding tax)	0.00		0.00	
	Interest (not subject to withholding tax)	0.00		0.00	
	Dividends: unfranked amount	0.00		0.00	
	Dividends: unfranked amount declared to be CFI	0.00		0.00	
	Dividends: unfranked amount not declared to be CFI	0.00		0.00	
	Dividends: less LIC capital gain deduction	0.00		0.00	
	Other assessable Australian income	0.00		0.00	
	NCMI - Non-primary production	0.00		0.00	
	Excluded from NCMI - Non-primary production	0.00		0.00	
	<b>Share of net income from trusts, less net capital gains, foreign income and franked distributions</b>	<b>0.00</b>		<b>0.00</b>	<b>13U</b>
	<b>Dividends: Franked amount</b>	<b>0.00</b>	<b>0.00</b>	<b>0.00</b>	<b>13C/13Q</b>
<b>Capital gains</b>					
	Capital gains discount - Taxable Australian property	0.00		0.00	
	Capital gains discount - Non-Taxable Australian property	806.12	0.00	876.48	
	Capital gains other - Taxable Australian property	0.00		0.00	
	Capital gains other - Non-Taxable Australian property	0.00	0.00	0.00	
	NCMI capital gains	0.00		0.00	
	Excluded from NCMI capital gains	0.00		0.00	
	<b>Net capital gain</b>	<b>806.12</b>	<b>0.00</b>	<b>876.48</b>	<b>18A</b>
	AMIT CGT gross up amount	0.00		876.48	
	Other capital gains distribution	806.11		0.00	
	<b>Total current year capital gains</b>	<b>1,612.23</b>	<b>0.00</b>	<b>1,752.96</b>	<b>18H</b>
<b>Foreign income</b>					
	Other net foreign source income	199.03	94.51	310.91	20M/20O
	<b>Assessable foreign source income</b>	<b>199.03</b>	<b>94.51</b>	<b>310.91</b>	<b>20E</b>
	Australian franking credits from a New Zealand franking company	0.00	0.00	0.00	20F
	CFC income	0.00		0.00	19K
	Transferor trust income	0.00		0.00	19B
	<b>Total foreign income</b>	<b>199.03</b>	<b>94.51</b>	<b>310.91</b>	
<b>Tax offsets</b>					
	Franking credit tax offset (including Australian franking credits from a New Zealand franking company)	0.00		13Q / 20F	
	Foreign income tax offset	94.51		20O	
	<b>Total tax offsets</b>	<b>94.51</b>			

<u>Other non-assessable amounts and cost base details</u>	Cash distribution	Attribution/Amount	Other amount
Net exempt income	0.00	0.00	
Non-assessable non-exempt amount	0.00	0.00	
Other non-attributable amounts	0.00		

<b>Gross cash distribution</b>	<b>1,811.26</b>		<b>1,811.26</b>
<b>AMIT cost base net amount - excess (decrease)</b>			<b>0.00</b>
<b>AMIT cost base net amount - shortfall (increase)</b>			<b>158.10</b>

<u>Other amounts deducted from trust distribution</u>	Cash Amount	Tax return label
TFN amounts withheld	0.00	13R
Non-resident withholding tax deducted	0.00	
Other expenses	0.00	13Y
Credit for foreign resident capital gains withholding	0.00	18X
<b>Net cash distribution</b>	<b>1,811.26</b>	





REIMAGINING URBAN LIFE SINCE 1972

**Mirvac Limited**  
 ABN 92 003 280 699  
**Mirvac Funds Limited**  
 ABN 70 002 561 640  
 AFSL 233121  
 as responsible entity of the  
**Mirvac Property Trust**  
 ARSN 086 780 645  
 www.mirvac.com

All correspondence to:  
 Link Market Services Limited  
 Locked Bag A14  
 Sydney South NSW 1235 Australia  
 Freecall: +61 1800 356 444  
 Email: registrars@linkmarketservices.com.au  
 Website: www.linkmarketservices.com.au



021 005879

MS RHONDA DOVEY &  
 MRS STEPHANIE QUINN  
 <RHONDA DOVEY SUPER FUND A/C>  
 27 WAGSTAFFE AVENUE  
 WAGSTAFFE NSW 2257

**STATEMENT DATE:** 31 August 2022  
**REFERENCE NUMBER:** X\*\*\*\*\*0333

TFN/ABN RECEIVED AND RECORDED

## Mirvac Group

### Attribution Managed Investment Trust Member Annual Statement and Guide

FOR THE YEAR ENDED 30 JUNE 2022

This Mirvac Group 2022 Attribution Managed Investment Trust ("AMIT") Member Annual Statement and Guide have been prepared to assist you with the completion of your Australian Income Tax Return for the year ended 30 June 2022.

PERIOD END DATE	NO. OF SECURITIES HELD AT PERIOD END	DISTRIBUTION AMOUNT PER SECURITY	MIRVAC PROPERTY TRUST DISTRIBUTIONS	MIRVAC LTD DIVIDEND	TOTAL
31/12/2021 (paid 28/02/2022)	5,769	\$0.051	\$294.22	\$0.00	\$294.22
30/06/2022 (paid 31/08/2022)	5,769	\$0.051	\$294.22	\$0.00	\$294.22
<b>Total Paid</b>		<b>\$0.102</b>	<b>\$588.44</b>	<b>\$0.00</b>	<b>\$588.44</b>

#### PART A – SUMMARY OF 2022 TAX RETURN/SUPPLEMENTARY SECTION ITEMS

ITEM	INDIVIDUAL TAX RETURN LABELS	AMOUNT
Franked dividend income	11T	\$0.00
Franking credits	11U	\$0.00
TFN amounts withheld from dividends	11V	\$0.00
Franked distributions from trusts	13C	\$0.00
Non primary production income	13U	\$335.54
Franking credits from trusts	13Q	\$0.00
Credit for non-resident withholding amounts (excluding capital gains)	13A	\$0.00
Credit for TFN/ABN amounts withheld from interest, dividends and unit trust distributions	13R/13P	\$0.00
Total current year capital gains	18H	\$124.04
Net capital gain	18A	\$62.02
Credit for non-resident capital gains withholding amounts	18X	\$0.00
Assessable foreign sourced income/Other net foreign source income	20E/20M	\$0.00
Foreign income tax offset	20O	\$0.00

**PART B - COMPONENTS OF ATTRIBUTION**

	NOTES	CASH DISTRIBUTION	FRANKING CREDITS	ATTRIBUTED TAXABLE INCOME	INDIVIDUAL TAX RETURN LABEL
<b>Australian Income</b>					
Dividends franked	1	\$0.00	\$0.00	\$0.00	
Dividends unfranked	2	\$0.00		\$0.00	
Interest	3	\$0.04		\$0.04	
NCMI – Non-primary production	4	\$0.04		\$0.04	
Excluded from NCMI – Non-primary production	5	\$2.64		\$2.64	
Other Income	6	\$332.82		\$332.82	
<b>Non primary production income</b>		<b>\$335.54</b>	<b>\$0.00</b>	<b>\$335.54</b>	13U
<b>Capital Gains</b>					
			FOREIGN INCOME TAX OFFSET		
Capital gains discount – Taxable Australian property	7 & 13	\$62.02		\$62.02	
Capital gains discount – Non-taxable Australian property	7 & 13	\$0.00		\$0.00	
Capital gains other – Taxable Australian property	8 & 13	\$0.00		\$0.00	
Capital gains other – Non-taxable Australian property	8 & 13	\$0.00		\$0.00	
NCMI - capital gains	4	\$0.00		\$0.00	
Excluded from NCMI - capital gains	5	\$0.00		\$0.00	
<b>Distributed capital gains</b>		<b>\$62.02</b>			
<b>Net capital gains</b>				<b>\$62.02</b>	18A
<b>Assessable Foreign Income</b>	9 & 10	<b>\$0.00</b>	<b>\$0.00</b>	<b>\$0.00</b>	20E/20M
<b>Non-Assessable Amounts</b>					
Non-assessable amounts	11	\$190.88			
<b>Total Cash Distribution</b>		<b>\$588.44</b>			

**PART C - ATTRIBUTION MANAGED INVESTMENT TRUST (“AMIT”) COST BASE ADJUSTMENTS**

AMIT cost base net increase amount	12	\$0.00
AMIT cost base net decrease amount	12	\$128.86

**PART D - ADDITIONAL CAPITAL GAINS INFORMATION FOR ITEM 18**

Capital gains – discount method (grossed up amount)	13	\$124.04
Capital gains - other		\$0.00
<b>Total Current Year Capital Gains</b>		<b>\$124.04</b>

**PART E - WITHHOLDING AND ATTRIBUTION MANAGED INVESTMENT TRUST (“AMIT”) AMOUNTS**

<b>Withholding and AMIT Amounts</b>					
Credit for TFN/ABN amounts withheld from interest, dividends and unit trust distributions	14	\$0.00			13R/13P
Total of the amounts withheld by the payer from your AMIT fund payments	15	\$0.00			
Total of the fund payments covered by this payment summary	15	\$0.00			
Total non-resident withholding tax withheld from interest	16	\$0.00			
Name of recipient of the withholding payments fund payments					
Recipient’s TFN or ABN					

Please retain this statement for Australian Income Tax purposes.

**Metrics Master Income Trust | ARSN 620 465 090**

 The Trust Company (RE Services) Limited ACN 003 278 831 AFSL No. 235 150  
 Metrics Credit Partners Pty Ltd ACN 150 646 996 AFSL No. 416 146

## 2022 Tax Statement

 Attribution Managed Investment Trust (AMIT)  
 Member Annual Statement (AMMA Statement)

 MS RHONDA DOVEY &  
 MRS STEPHANIE QUINN  
 <RHONDA DOVEY SUPER FUND A/C>  
 27 WAGSTAFFE AVENUE  
 WAGSTAFFE NSW 2257

### Your details (Part A)

**Holder Number**

X\*\*\*\*\*970333

**Summary of Key Information**

 Date: 13-Jul-2022  
 Year Ended: 30-Jun-2022  
 TFN/ABN Status: Quoted  
 Fund Code: MXT

Dear Unitholder,

This AMMA Statement has been prepared to assist you with completion of your Australian Income Tax Return for the year ended 30 June 2022. Please retain this statement for taxation purposes.

Please note that if any of your details displayed above are incorrect, please log in to your investor portal account and update your details online or contact our registry.

### Distributions Paid for the 2022 tax year

Description	Gross Distribution	Tax Withheld	Net Distribution
Distribution – period end 31 July 2021	\$110.02	\$0.00	\$110.02
Distribution – period end 31 August 2021	\$124.94	\$0.00	\$124.94
Distribution – period end 30 September 2021	\$119.35	\$0.00	\$119.35
Distribution – period end 31 October 2021	\$126.81	\$0.00	\$126.81
Distribution – period end 30 November 2021	\$138.00	\$0.00	\$138.00
Distribution – period end 31 December 2021	\$143.59	\$0.00	\$143.59
Distribution – period end 31 January 2022	\$138.00	\$0.00	\$138.00
Distribution – period end 28 February 2022	\$124.94	\$0.00	\$124.94
Distribution – period end 31 March 2022	\$134.27	\$0.00	\$134.27
Distribution – period end 30 April 2022	\$134.27	\$0.00	\$134.27
Distribution – period end 31 May 2022	\$160.37	\$0.00	\$160.37
Distribution – period end 30 June 2022	\$167.83	\$0.00	\$167.83
<b>Total</b>	<b>\$1,622.39</b>	<b>\$0.00</b>	<b>\$1,622.39</b>

# Tax Return Information

## Summary of 2022 Tax Return Items (Part B)

Description	Amount	Tax Return Reference
<b>Table 1 – Partnerships and trusts – Primary production</b>		
Share of net income from trusts		13L
Other deductions relating to amounts shown at share of net income from trusts		13X
<b>Table 2 – Partnership and trusts – Non-primary production</b>		
Share of net income from trusts, less net capital gains, foreign income and franked distributions	\$1,622.39	13U
Franked distributions from trusts		13C
Other deductions relating to non-primary production income		13Y
<b>Table 3 – Share of credits from income and tax offsets</b>		
Share of credit for tax withheld where Australian business number not quoted		13P
Share of franking credit from franked dividends		13Q
Share of credit for tax file number amounts withheld from interest, dividends and unit trust distributions		13R
Share of credit for tax paid by trustee		13S
Share of credit for foreign resident withholding amounts (excluding capital gains)		13A
Share of National rental affordability scheme tax offset		13B
Early stage venture capital limited partnership: current year tax offset		T7K
Early stage investor: current year tax offset		T8L
Other refundable tax offsets: Exploration credits		T9 (code E)
<b>Table 4 – Capital gains</b>		
Net capital gain		18A
Total current year capital gains		18H
Credit for foreign resident capital gains withholding amounts		18X
<b>Table 5 – Foreign entities</b>		
CFC income		19K
Transferor trust income		19B
<b>Table 6 – Foreign source income and foreign assets or property</b>		
Assessable foreign source income		20E
Net foreign rent		20R
Other net foreign source income		20M
Australian franking credits from a New Zealand franking company		20F
Foreign income tax offset		20O
<b>Table 7 – Other income</b>		
Category 4 rebates		24V


## Component Information (Part C)


Description	Cash Distribution	Franking Credits / Tax Offsets	Attributed Amount	Tax Return Reference
<b>Table 1 – Australian income</b>				
Interest	\$1,068.29		\$1,068.29	-
Dividends				-
Dividends: unfranked amount declared to be CFI				-
Dividends: unfranked amount not declared to be CFI				-
Dividends: less LIC capital gain deduction				-
Other assessable Australian income	\$554.10		\$554.10	-
NCMI – Non-primary production				-
Excluded from NCMI – Non-primary production				-
<b>Non-primary production income (A)</b>	<b>\$1,622.39</b>		<b>\$1,622.39</b>	<b>13U</b>
NCMI – Primary production				-
Excluded from NCMI – Primary Production				-
<b>Primary production Income (B)</b>				<b>13L</b>
<b>Dividends: Franked amount (Franked distributions) (X)</b>				<b>13C/13Q</b>

Description	Cash Distribution	Franking Credits / Tax Offsets	Attributed Amount	Tax Return Reference
<b>Table 2 – Capital gains</b>				
Capital gains discount – Taxable Australian property				-
Capital gains discount – Non-taxable Australian property				-
Capital gains other – Taxable Australian property				-
Capital gains other – Non-taxable Australian property				-
NCMI capital gains				-
Excluded from NCMI capital gains				-
<b>Net capital gain</b>				<b>18A</b>
AMIT CGT gross up amount				-
Other capital gains distribution				-
<b>Total current year capital gains (C)</b>				<b>18H</b>
<b>Table 3 – Foreign income</b>				
Other net foreign source income				20M/200
Net foreign rent				20R
<b>Assessable foreign source income</b>				<b>20E</b>
Australian franking credits from a New Zealand franking company				20F
CFC income				19K
Transferor trust income				19B
<b>Total foreign income (D)</b>				-
<b>Table 4 – Tax offsets</b>				
Franking credit tax offset				13Q
Foreign income tax offset				200
<b>Total tax offsets (E)</b>				-
<b>Table 5 – Other non-assessable amounts and cost base details</b>				
Net exempt income				
Non-assessable non-exempt amount (F)				
Other non-attributable amounts				
Gross cash distribution (G)				
<b>AMIT cost base net amount – excess (decrease)</b>				
<b>AMIT cost base net amount – shortfall (increase)</b>				
<b>Table 6 – Other amounts deducted from trust distributions</b>				
TFN amounts withheld	\$0.00			13R
Other expenses				13Y
Credit for foreign resident capital gains withholding amounts				18X
Other income Category 4: Rebates				24V
<b>Net cash distribution</b>	<b>\$1,622.39</b>			-
Description	Cash Distribution	Tax withheld	Attributed Amount	Tax Return Reference
<b>Table 7 – Reporting for the purposes of non-resident withholding tax and income tax</b>				
Table 1 – Interest exempt from withholding				-
Table 6 – Non-resident withholding amount				-
Table 6 – Non-resident member para 276-105(2)(a) or (b) assessable amount				-
Table 6 – Non-resident member para 276-105(2)(c) assessable amount				-
Table 6 – Managed investment trust fund payments				-
Deemed payment – Dividend				-
Deemed payment – Interest				-
Deemed payment – Royalties				-
Deemed payment – Fund payment				-



## Update your information:

 **Online:**  
www.investorcentre.com/au

 **By Mail:**  
Computershare Investor Services Pty Limited  
GPO Box 2975 Melbourne  
VIC 3001 Australia

**Enquiries:**  
(within Australia) 1800 339 522  
(international) +61 3 9415 4031

## Holder Identification Number (HIN)

**HIN WITHHELD**

ASX Code	ABC
TFN/ABN Status	Quoted
Record Date	23 September 2021
Payment Date	6 October 2021
Direct Credit Reference No.	813429

002920 000 ABC



MS RHONDA DOVEY &  
MRS STEPHANIE QUINN  
<RHONDA DOVEY SUPER FUND A/C>  
27 WAGSTAFFE AVENUE  
WAGSTAFFE NSW 2257

## 2021 Interim Dividend

Dear Securityholder,

This payment represents an interim dividend of 5.5 cents per share for the half year ended 30 June 2021. This dividend is paid on the shares registered in your name and entitled to participate as at the record date of 23 September 2021. This payment is 100% franked at the corporate tax rate of 30%.

Please register at [www.investorcentre.com/au](http://www.investorcentre.com/au) in order to update your TFN, bank account and other details online.

Class Description	Amount per Security	Number of Securities	Franked Amount	Unfranked Amount	Gross Payment
Ordinary Shares	5.5 cents	2,304	\$126.72	\$0.00	\$126.72
<b>Net Payment</b>					<b>\$126.72</b>
Franking Credit					\$54.31

**Note:** You should retain this statement to assist you in preparing your tax return.

## Your Payment Instruction


SUNCORP BANK LTD  
BSB: 484-799 Account number: XXXXX53

**Amount Deposited**  
**AUD\$126.72**

If payment cannot be made to the above instruction, a cheque will be forwarded to your registered address.



## Update your information:

 **Online:**  
www.investorcentre.com/au

 **By Mail:**  
Computershare Investor Services Pty Limited  
GPO Box 2975 Melbourne  
VIC 3001 Australia

**Enquiries:**  
(within Australia) 1800 339 522  
(international) +61 3 9415 4031

## Holder Identification Number (HIN)

**HIN WITHHELD**

ASX Code	ABC
TFN/ABN Status	Quoted
Record Date	28 March 2022
Payment Date	11 April 2022
Direct Credit Reference No.	812993

002928 000 ABC



MS RHONDA DOVEY &  
MRS STEPHANIE QUINN  
<RHONDA DOVEY SUPER FUND A/C>  
27 WAGSTAFFE AVENUE  
WAGSTAFFE NSW 2257

## 2021 Final Dividend

Dear Securityholder,

This payment represents a final dividend of 7 cents per share for the year ended 31 December 2021. This dividend is paid on the shares registered in your name and entitled to participate as at the record date of 28 March 2022. This payment is 100% franked at the corporate tax rate of 30%.

Please register at [www.investorcentre.com/au](http://www.investorcentre.com/au) in order to update your TFN, bank account and other details online.

Class Description	Amount per Security	Number of Securities	Franked Amount	Unfranked Amount	Gross Payment
Ordinary Shares	7 cents	2,304	\$161.28	\$0.00	\$161.28
<b>Net Payment</b>					<b>\$161.28</b>
Franking Credit					\$69.12

**Note:** You should retain this statement to assist you in preparing your tax return.

## Your Payment Instruction

SUNCORP BANK LTD  
BSB: 484-799 Account number: XXXXX53

**Amount Deposited**  
**AUD\$161.28**

If payment cannot be made to the above instruction, a cheque will be forwarded to your registered address.



000461 000 AMP



MS RHONDA DOVEY &  
MRS STEPHANIE QUINN  
<RHONDA DOVEY SUPER FUND A/C>  
27 WAGSTAFFE AVENUE  
WAGSTAFFE NSW 2257

## AMP capital notes

### Quarterly distribution notice

#### Contact details

**T** Australia 1300 654 442  
Other countries +613 9415 4051  
**E** ampervices@computershare.com.au  
**W** amp.com.au/ampcapitalnotes  
AMP share registry  
GPO Box 2980  
Melbourne VIC 3001  
Australia

#### Your securityholding

ASX CODE	HOLDER NUMBER
AMPPA	WITHHELD
TFN OR ABN	
You have provided a TFN or ABN	
RECORD DATE	PAYMENT DATE
14 September 2021	22 September 2021

**You must keep this document for your tax records.**

This notice shows your AMP capital notes distribution payment for the 92 day period from 22 June 2021 to 21 September 2021 inclusive. The distribution rate for this period is 5.1243% pa. The face value of each AMP capital note is A\$100.

NOTES HELD AT RECORD DATE	$\times$	DISTRIBUTION PER NOTE	$=$	GROSS DISTRIBUTION PAYMENT	$-$	TAX DEDUCTED	$=$	NET DISTRIBUTION PAYMENT
50		A\$1.2916		A\$64.58		A\$0.00		A\$64.58

#### Franking

FRANKING RATE (COMPANY TAX RATE)	FRANKED AMOUNT (0%)	UNFRANKED AMOUNT (100%)	FRANKING CREDIT
30%	A\$0.00	A\$64.58	A\$0.00

#### Distribution calculation

BANK BILL RATE	$+$	MARGIN	$=$	TOTAL	$\times$	FRANKING ADJUSTMENT FACTOR	$=$	DISTRIBUTION RATE
0.0243%		5.1000%		5.1243%		1%		5.1243%

#### Tax information

The gross interest payment, together with any tax deducted, may need to be included in your income tax return. Please contact your tax adviser for further information.

#### We credited your net distribution payment to

SUNCORP BANK LTD  
BSB: \*\*\*  
ACC: \*\*\*5868





000471 000 AMP



MS RHONDA DOVEY &  
MRS STEPHANIE QUINN  
<RHONDA DOVEY SUPER FUND A/C>  
27 WAGSTAFFE AVENUE  
WAGSTAFFE NSW 2257

### Contact details

**T** Australia 1300 654 442  
Other countries +613 9415 4051  
**E** amp.services@computershare.com.au  
**W** amp.com.au/ampcapitalnotes  
AMP share registry  
GPO Box 2980  
Melbourne VIC 3001  
Australia

### Your Securityholding

ASX CODE	HOLDER NUMBER
AMPPA	HIN WITHHELD
TFN OR ABN	
You have provided a TFN or ABN.	
RECORD DATE	PAYMENT DATE
14 December 2021	22 December 2021

You must keep this document for your tax records

## AMP capital notes

### Quarterly distribution and redemption notice

This notice shows your AMP capital notes distribution payment for the 91 day period from 22 September 2021 to 21 December 2021 inclusive. The distribution rate for this period is 5.1159% pa. The face value of each AMP capital note is A\$100.

NOTES HELD AT RECORD DATE	$\times$	DISTRIBUTION PER NOTE	$=$	GROSS DISTRIBUTION PAYMENT	$-$	TAX DEDUCTED	$=$	NET DISTRIBUTION PAYMENT
50		A\$1.2755		A\$63.78		A\$0.00		A\$63.78

### Franking

FRANKING RATE (COMPANY TAX RATE)	FRANKED AMOUNT (0%)	UNFRANKED AMOUNT (100%)	FRANKING CREDIT
30%	A\$0.00	A\$63.78	A\$0.00

### Distribution calculation

BANK BILL RATE	$+$	MARGIN	$=$	TOTAL	$\times$	FRANKING ADJUSTMENT FACTOR	$=$	DISTRIBUTION RATE
0.0159%		5.1000%		5.1159%		1%		5.1159%

### Tax information

The gross distribution payment, together with any tax deducted, may need to be included in your income tax return. Please contact your tax adviser for further information.

### Redemption payment

In November 2021 we announced that AMP Capital Notes would be redeemed on 22 December 2021. For the redemption and quarterly distribution notice, you have been paid A\$101.2755 for each A\$AMP Capital Notes held on 14 December 2021. This amount represents the sum of the Face Value of A\$100.00 together with A\$1.2755 distribution for the final period.

This is your last AMP Capital Notes payment. AMP Capital Notes ceased trading on the ASX on 10 December 2021.

NOTES HELD AT REDEMPTION DATE	$\times$	FACE VALUE	$=$	REDEMPTION PAYMENT
50		A\$100		A\$5,000.00

### We credited your net distribution payment to

SUNCORP BANK LTD  
BSB: 484-799  
ACC: XXXXXX

# Payment Advice



**Commonwealth  
Bank**

ABN 48 123 123 124

## COMMONWEALTH BANK OF AUSTRALIA

ABN: 48 123 123 124

**MS RHONDA DOVEY & MRS STEPHANIE QUINN <RHONDA DOVEY SUPER FUND A/C>**  
27 WAGSTAFFE AVENUE  
WAGSTAFFE NSW  
2257

### All Registry communications to:

Commonwealth Bank of Australia  
Locked Bag A14, Sydney South, NSW, 1235  
Telephone: 1800 022 440  
ASX Code: **CBA**  
Email: [cba@linkmarketservices.com.au](mailto:cba@linkmarketservices.com.au)  
Website: [www.linkmarketservices.com.au](http://www.linkmarketservices.com.au)

## DIVIDEND STATEMENT

Reference No.: X\*\*\*\*\*0333  
Payment Date: 29 September 2021  
Record Date: 18 August 2021

Security Description	Dividend Rate per Share	Participating Shares	Unfranked Amount	Franked Amount	Total Payment	Franking Credit
CBA - ORDINARY SHARES	\$2.00	170	\$0.00	\$340.00	\$340.00	\$145.71
				Less Withholding Tax		\$0.00
				<b>Net Amount</b>		AUD 340.00
				Represented By:		
				Direct Credit amount		AUD 340.00

## BANKING INSTRUCTIONS

The amount of AUD 340.00 was deposited to the bank account detailed below:

METWAY (SUNCORP-METWAY)

RHONDA DOVEY S/F  
BSB: 484-799 ACC: \*\*\*\*\*5353

DIRECT CREDIT REFERENCE NO.: 1263368323

## FRANKING INFORMATION

Franked Rate per Share	\$2.00
Franking Percentage	100%
Company Tax Rate	30%

## New Zealand Imputation Credit in NZD

\$17.00

Attached to this dividend is a New Zealand Imputation Credit of NZ\$0.10 per share. The only Commonwealth Bank shareholders who may obtain benefits from the New Zealand Imputation Credits are New Zealand resident taxpayers who meet certain other requirements. If you require further information, we recommend you talk to your tax advisor or the New Zealand Inland Revenue Department.

For the avoidance of doubt, the offer of the Dividend Reinvestment Plan (DRP) to the public in New Zealand is made in compliance with Australian law and any code, rules or other requirements relating to the offer of the DRP in Australia.

The total amount together with the franking credit (if any) should be disclosed as assessable income in your Australian tax return.

**Note: You may require this statement for taxation purposes. All investors should seek independent advice relevant to their own particular circumstances.**

Please ensure your details are current by viewing and updating via the online service centre.

# Payment Advice



Commonwealth  
Bank

ABN 48 123 123 124

## COMMONWEALTH BANK OF AUSTRALIA

ABN: 48 123 123 124

**MS RHONDA DOVEY & MRS STEPHANIE QUINN <RHONDA DOVEY SUPER FUND A/C>**

27 WAGSTAFFE AVENUE  
WAGSTAFFE NSW  
2257

### All Registry communications to:

Commonwealth Bank of Australia  
Locked Bag A14, Sydney South, NSW, 1235  
Telephone: 1800 022 440  
ASX Code: **CBA**  
Email: [cba@linkmarketservices.com.au](mailto:cba@linkmarketservices.com.au)  
Website: [www.linkmarketservices.com.au](http://www.linkmarketservices.com.au)

## DIVIDEND STATEMENT

Reference No.: X\*\*\*\*\*0333  
Payment Date: 30 March 2022  
Record Date: 17 February 2022

Security Description	Dividend Rate per Share	Participating Shares	Unfranked Amount	Franked Amount	Total Payment	Franking Credit
CBA - ORDINARY SHARES	\$1.75	170	\$0.00	\$297.50	\$297.50	\$127.50
				Less Withholding Tax		\$0.00
				<b>Net Amount</b>		AUD 297.50
				Represented By:		
				Direct Credit amount		AUD 297.50

### BANKING INSTRUCTIONS

The amount of AUD 297.50 was deposited to the bank account detailed below:

METWAY (SUNCORP-METWAY)

RHONDA DOVEY S/F  
BSB: 484-799 ACC: \*\*\*\*\*5353

DIRECT CREDIT REFERENCE NO.: 1272085093

### FRANKING INFORMATION

Franked Rate per Share \$1.75  
Franking Percentage 100%  
Company Tax Rate 30%

### New Zealand Imputation Credit in NZD

\$17.00

Attached to this dividend is a New Zealand Imputation Credit of NZ\$0.10 per share. The only Commonwealth Bank shareholders who may obtain benefits from the New Zealand Imputation Credits are New Zealand resident taxpayers who meet certain other requirements. If you require further information, we recommend you talk to your tax advisor or the New Zealand Inland Revenue Department.

For the avoidance of doubt, the offer of the Dividend Reinvestment Plan (DRP) to the public in New Zealand is made in compliance with Australian law and any code, rules or other requirements relating to the offer of the DRP in Australia.

The total amount together with the franking credit (if any) should be disclosed as assessable income in your Australian tax return.

**Note: You may require this statement for taxation purposes. All investors should seek independent advice relevant to their own particular circumstances.**

Please ensure your details are current by viewing and updating via the online service centre.



Macquarie Bank Limited  
 ABN 46 008 583 542

All Registry communications to:  
 Link Market Services Limited  
 Locked Bag A14  
 Sydney South NSW 1235 Australia  
 Telephone: +61 1300 554 096  
 Email: macquarie@linkmarketservices.com.au  
 Website: www.linkmarketservices.com.au

Macquarie Bank Capital Notes 2

021 001792  
 MS RHONDA DOVEY &  
 MRS STEPHANIE QUINN  
 <RHONDA DOVEY SUPER FUND A/C>  
 27 WAGSTAFFE AVENUE  
 WAGSTAFFE NSW 2257

**Distribution Statement**

**ASX Code:** MBLPC  
**Payment date:** 21 September 2021  
**Record date:** 6 September 2021  
**SRN/HIN:** X\*\*\*\*\*0333  
**TFN/ABN Status:** Quoted

Dear Capital Notes 2 Holder,

This distribution statement is for your Macquarie Bank Capital Notes 2 distribution for the period 21 June 2021 to 20 September 2021 (inclusive).

Although the distribution is made by Macquarie Bank Limited, for Australian tax purposes, this distribution statement is provided to you by Macquarie Group Limited and the distribution is regarded as a non-share dividend and is franked at 40% at the Australian corporate tax rate of 30%. Macquarie Group Limited declares the whole of the unfranked amount to be conduit foreign income.

Securities Held	Distribution Period (days)	Distribution Rate % p.a.	Franked Amount \$	Unfranked Amount \$	Gross Amount \$	Franking Credits \$
100	92	4.0362	40.69	61.04	101.73	17.44

**DISTRIBUTION REMITTED TO:**

METWAY (SUNCORP-METWAY)  
 SUNCORP CTR CNR ALBERT & TURBO  
 BRISBANE QLD 4000  
 BSB: \*\*\*-799  
 ACC: \*\*\*\*\*0613  
 Account Name: RHONDA DOVEY  
 Direct Credit Reference No.: 001266651561

**Amount Deposited**  
 \$101.73

**IMPORTANT INFORMATION**

See overleaf for instructions on how to update your details online.

**This statement contains important information to assist you in preparing any tax returns you may be required to lodge. Please retain this statement for taxation purposes as a charge may be levied for replacement.**



Macquarie Bank Limited  
ABN 46 008 583 542

MACQUARIE  
BANK

All Registry communications to:  
Link Market Services Limited  
Locked Bag A14  
Sydney South NSW 1235 Australia  
Telephone: +61 1300 554 096  
Email: macquarie@linkmarketservices.com.au  
Website: www.linkmarketservices.com.au

## Macquarie Bank Capital Notes 2



021 002333

MS RHONDA DOVEY &  
MRS STEPHANIE QUINN  
<RHONDA DOVEY SUPER FUND A/C>  
27 WAGSTAFFE AVENUE  
WAGSTAFFE NSW 2257

### Distribution Statement

**ASX Code:** MBLPC  
**Payment Date:** 21 December 2021  
**Record Date:** 6 December 2021  
**SRN/HIN:** X\*\*\*\*\*0333  
**TFN/ABN Status:** Quoted

Dear Capital Notes 2 Holder,

This distribution statement is for your Macquarie Bank Capital Notes 2 distribution for the period 21 September 2021 to 20 December 2021 (inclusive).

Although the distribution is made by Macquarie Bank Limited, for Australian tax purposes, this distribution statement is provided to you by Macquarie Group Limited and the distribution is regarded as a non-share dividend and is franked at 40% at the Australian corporate tax rate of 30%. Macquarie Group Limited declares the whole of the unfranked amount to be conduit foreign income.

Securities Held	Distribution Period (days)	Distribution Rate % p.a.	Franked Amount \$	Unfranked Amount \$	Gross Amount \$	Franking Credits \$
100	91	4.0226	40.12	60.17	100.29	17.19

### DISTRIBUTION REMITTED TO:

METWAY (SUNCORP-METWAY)  
SUNCORP CTR CNR ALBERT & TURBO  
BRISBANE QLD 4000  
BSB: \*\*\*-799  
ACC: \*\*\*\*\*0613  
Account Name: RHONDA DOVEY  
Direct Credit Reference No.: 001270235723

**Amount Deposited**  
\$100.29

### IMPORTANT INFORMATION

See overleaf for instructions on how to update your details online.

This statement contains important information to assist you in preparing any tax returns you may be required to lodge.  
Please retain this statement for taxation purposes as a charge may be levied for replacement.



Macquarie Bank Limited  
ABN 46 008 583 542

MACQUARIE  
BANK

All Registry communications to:  
Link Market Services Limited  
Locked Bag A14  
Sydney South NSW 1235 Australia  
Telephone: +61 1300 554 096  
Email: macquarie@linkmarketservices.com.au  
Website: www.linkmarketservices.com.au

## Macquarie Bank Capital Notes 2



021 002334

MS RHONDA DOVEY &  
MRS STEPHANIE QUINN  
<RHONDA DOVEY SUPER FUND A/C>  
27 WAGSTAFFE AVENUE  
WAGSTAFFE NSW 2257

### Distribution Statement

**ASX Code:** MBLPC  
**Payment Date:** 21 March 2022  
**Record Date:** 4 March 2022  
**SRN/HIN:** X\*\*\*\*\*0333  
**TFN/ABN Status:** Quoted

Dear Capital Notes 2 Holder,

This distribution statement is for your Macquarie Bank Capital Notes 2 distribution for the period 21 December 2021 to 20 March 2022 (inclusive).

Although the distribution is made by Macquarie Bank Limited, for Australian tax purposes, this distribution statement is provided to you by Macquarie Group Limited and the distribution is regarded as a non-share dividend and is franked at 40% at the Australian corporate tax rate of 30%. Macquarie Group Limited declares the whole of the unfranked amount to be conduit foreign income.

Securities Held	Distribution Period (days)	Distribution Rate % p.a.	Franked Amount \$	Unfranked Amount \$	Gross Amount \$	Franking Credits \$
100	90	4.0708	40.15	60.23	100.38	17.21

### DISTRIBUTION REMITTED TO:

METWAY (SUNCORP-METWAY)  
SUNCORP CTR CNR ALBERT & TURBO  
BRISBANE QLD 4000  
BSB: \*\*\*-799  
ACC: \*\*\*\*\*0613  
Account Name: RHONDA DOVEY  
Direct Credit Reference No.: 001274962348

**Amount Deposited**  
\$100.38

### IMPORTANT INFORMATION

See overleaf for instructions on how to update your details online.

**This statement contains important information to assist you in preparing any tax returns you may be required to lodge.  
Please retain this statement for taxation purposes as a charge may be levied for replacement.**



Macquarie Bank Limited  
ABN 46 008 583 542

MACQUARIE  
BANK

All Registry communications to:  
Link Market Services Limited  
Locked Bag A14  
Sydney South NSW 1235 Australia  
Telephone: +61 1300 554 096  
Email: macquarie@linkmarketservices.com.au  
Website: www.linkmarketservices.com.au

## Macquarie Bank Capital Notes 2



021 002335

MS RHONDA DOVEY &  
MRS STEPHANIE QUINN  
<RHONDA DOVEY SUPER FUND A/C>  
27 WAGSTAFFE AVENUE  
WAGSTAFFE NSW 2257

### Distribution Statement

**ASX Code:** MBLPC  
**Payment Date:** 21 June 2022  
**Record Date:** 6 June 2022  
**SRN/HIN:** X\*\*\*\*\*0333  
**TFN/ABN Status:** Quoted

Dear Capital Notes 2 Holder,

This distribution statement is for your Macquarie Bank Capital Notes 2 distribution for the period 21 March 2022 to 20 June 2022 (inclusive).

Although the distribution is made by Macquarie Bank Limited, for Australian tax purposes, this distribution statement is provided to you by Macquarie Group Limited and the distribution is regarded as a non-share dividend and is franked at 40% at the Australian corporate tax rate of 30%. Macquarie Group Limited declares the whole of the unfranked amount to be conduit foreign income.

Securities Held	Distribution Period (days)	Distribution Rate % p.a.	Franked Amount \$	Unfranked Amount \$	Gross Amount \$	Franking Credits \$
100	92	4.1660	42.00	63.01	105.01	18.00

### DISTRIBUTION REMITTED TO:

METWAY (SUNCORP-METWAY)  
SUNCORP CTR CNR ALBERT & TURBO  
BRISBANE QLD 4000  
BSB: \*\*\*-799  
ACC: \*\*\*\*\*0613  
Account Name: RHONDA DOVEY  
Direct Credit Reference No.: 001278342716

**Amount Deposited**  
\$105.01

### IMPORTANT INFORMATION

See overleaf for instructions on how to update your details online.

This statement contains important information to assist you in preparing any tax returns you may be required to lodge.  
Please retain this statement for taxation purposes as a charge may be levied for replacement.

003498 000 MPL



RHONDA DOVEY  
UNIT 2 40 WEST ST  
BALGOWLAH NSW 2093

**Update your information:**



**Online:**

[www.computershare.com.au/easyupdate/MPL](http://www.computershare.com.au/easyupdate/MPL)



**By Mail:**

Computershare Investor Services Pty Limited  
GPO Box 2975 Melbourne  
Victoria 3001 Australia

**Enquiries:**

(within Australia) 1800 998 778  
(international) +61 (3) 9415 4011

**Securityholder Reference Number (SRN)**

**SRN WITHHELD**

ASX Code	MPL
TFN/ABN Status	Not Quoted
Record Date	9 September 2021
Payment Date	30 September 2021
Direct Credit Reference No.	854110

## 2021 Final Dividend Statement

This statement represents payment of your final dividend for the year ended 30 June 2021. This dividend is paid at the rate of 6.9 cents per share for your holding of fully paid ordinary shares, registered in your name and entitled to participate as at the Record Date of 9 September 2021. This dividend is fully franked (100%) at the corporate tax rate of 30%.

Please register at [www.computershare.com.au/easyupdate/MPL](http://www.computershare.com.au/easyupdate/MPL) in order to update your TFN, bank account, and other details online.

Class Description	Dividend Rate per Security	Number of Securities	Franked Amount	Gross Payment
Ordinary Shares	6.9 cents	4,387	\$302.70	\$302.70
			<b>Net Payment</b>	<b>\$302.70</b>
			Franking Credit	\$129.73

**Note:**

1. You should retain this statement to assist you in preparing your tax return.
2. If you require a replacement statement for any of your dividend payments, you may be charged a fee to cover the costs of reissue.

## Your Payment Instruction

SUNCORP BANK LTD  
BSB: 484-799 Account number: XXXXX68

**Amount Deposited**

**AUD\$302.70**




006447 000 MPL



RHONDA DOVEY  
UNIT 2 40 WEST ST  
BALGOWLAH NSW 2093

### Update your information:

 **Online:**  
[www.computershare.com.au/easyupdate/MPL](http://www.computershare.com.au/easyupdate/MPL)

 **By Mail:**  
Computershare Investor Services Pty Limited  
GPO Box 2975 Melbourne  
Victoria 3001 Australia

### Enquiries:

(within Australia) 1800 998 778  
(international) +61 (3) 9415 4011

### Securityholder Reference Number (SRN)

**SRN WITHHELD**

ASX Code	MPL
TFN/ABN Status	Not Quoted
Record Date	7 March 2022
Payment Date	24 March 2022
Direct Credit Reference No.	853296

## 2022 Interim Dividend Statement

This statement represents payment of your interim dividend for the half year ended 31 December 2021. This dividend is paid at the rate of 6.1 cents per share for your holding of fully paid ordinary shares, registered in your name and entitled to participate as at the Record Date of 7 March 2022. This dividend is fully franked (100%) at the corporate tax rate of 30%.

Please register at [www.computershare.com.au/easyupdate/MPL](http://www.computershare.com.au/easyupdate/MPL) in order to update your TFN, bank account, and other details online.

Class Description	Dividend Rate per Security	Number of Securities	Franked Amount	Gross Payment
Ordinary Shares	6.1 cents	4,387	\$267.61	\$267.61
			<b>Net Payment</b>	<b>\$267.61</b>
			Franking Credit	\$114.69

#### Note:

- You should retain this statement to assist you in preparing your tax return.
- If you require a replacement statement for any of your dividend payments, you may be charged a fee to cover the costs of reissue.

## Your Payment Instruction

SUNCORP BANK LTD  
BSB: 484-799 Account number: XXXXX68

Amount Deposited  
**AUD\$267.61**



Macquarie Group Limited  
ABN 94 122 169 279

All Registry communications to:  
Link Market Services Limited  
Locked Bag A14  
Sydney South NSW 1235 Australia  
Telephone: +61 1300 554 096  
Email: macquarie@linkmarketservices.com.au  
Website: www.linkmarketservices.com.au

## Macquarie Group Capital Notes 5



021 000046

MS RHONDA DOVEY &  
MRS STEPHANIE QUINN  
<RHONDA DOVEY SUPER FUND A/C>  
27 WAGSTAFFE AVENUE  
WAGSTAFFE NSW 2257

### Distribution Statement

**ASX Code:** MQGPE  
**Payment date:** 20 September 2021  
**Record date:** 3 September 2021  
**SRN/HIN:** X\*\*\*\*\*0333  
**TFN/ABN Status:** Quoted

Dear Capital Notes 5 Holder,

This distribution statement is for your Macquarie Group Capital Notes 5 distribution for the period 18 June 2021 to 19 September 2021 (inclusive).

For Australian tax purposes this distribution is regarded as a non-share dividend and is franked at 40% at the Australian corporate tax rate of 30%. Macquarie Group Limited declares the whole of the unfranked amount to be conduit foreign income.

Securities Held	Distribution Period (days)	Distribution Rate % p.a.	Franked Amount \$	Unfranked Amount \$	Gross Amount \$	Franking Credits \$
100	94	2.4938	25.69	38.53	64.22	11.01



Our records indicate that you have previous payment(s) which have been withheld, or cheque(s) which remain unrepresented. Please contact Link Market Services to have these amount(s) reissued to you.

### IMPORTANT INFORMATION

We note that as at the Record Date we had not received your direct credit banking instructions and as a result, in accordance with Macquarie's distribution payment policy, payment of your distribution entitlement has been withheld. Your distribution entitlement will be credited to your nominated account following receipt of your valid direct credit banking instructions. Please note that replacement payments are made periodically and not immediately upon receipt of updated instructions. If you have submitted your direct credit banking instructions since the Record Date, we will process your distribution payment with the next payment run.

To update your direct credit banking instructions, please visit [www.linkmarketservices.com.au](http://www.linkmarketservices.com.au) or contact Link on 1300 554 096 or at [macquarie@linkmarketservices.com.au](mailto:macquarie@linkmarketservices.com.au)

**This statement contains important information to assist you in preparing any tax returns you may be required to lodge. Please retain this statement for taxation purposes as a charge may be levied for replacement.**



Macquarie Group Limited  
ABN 94 122 169 279

MACQUARIE

Macquarie Group Capital Notes 5

All Registry communications to:  
Link Market Services Limited  
Locked Bag A14  
Sydney South NSW 1235 Australia  
Telephone: +61 1300 554 096  
Email: macquarie@linkmarketservices.com.au  
Website: www.linkmarketservices.com.au



021 000032

MS RHONDA DOVEY &  
MRS STEPHANIE QUINN  
<RHONDA DOVEY SUPER FUND A/C>  
27 WAGSTAFFE AVENUE  
WAGSTAFFE NSW 2257

**Distribution Statement**

**ASX Code:** MQGPE  
**Payment Date:** 18 March 2022  
**Record Date:** 3 March 2022  
**SRN/HIN:** X\*\*\*\*\*0333  
**TFN/ABN Status:** Quoted

Dear Capital Notes 5 Holder,

This distribution statement is for your Macquarie Group Capital Notes 5 distribution for the period 20 December 2021 to 17 March 2022 (inclusive).

For Australian tax purposes this distribution is regarded as a non-share dividend and is franked at 40% at the Australian corporate tax rate of 30%. Macquarie Group Limited declares the whole of the unfranked amount to be conduit foreign income.

Securities Held	Distribution Period (days)	Distribution Rate % p.a.	Franked Amount \$	Unfranked Amount \$	Gross Amount \$	Franking Credits \$
100	88	2.5311	24.41	36.61	61.02	10.46



Our records indicate that you have previous payment(s) which have been withheld, or cheque(s) which remain unrepresented. Please contact Link Market Services to have these amount(s) reissued to you.

**IMPORTANT INFORMATION**

We note that as at the Record Date we had not received your direct credit banking instructions and as a result, in accordance with Macquarie's distribution payment policy, payment of your distribution entitlement has been withheld. Your distribution entitlement will be credited to your nominated account following receipt of your valid direct credit banking instructions. Please note that replacement payments are made periodically and not immediately upon receipt of updated instructions. If you have submitted your direct credit banking instructions since the Record Date, we will process your distribution payment with the next payment run.

To update your direct credit banking instructions, please visit [www.linkmarketservices.com.au](http://www.linkmarketservices.com.au) or contact Link on 1300 554 096 or at [macquarie@linkmarketservices.com.au](mailto:macquarie@linkmarketservices.com.au)

**This statement contains important information to assist you in preparing any tax returns you may be required to lodge. Please retain this statement for taxation purposes as a charge may be levied for replacement.**



Macquarie Group Limited  
ABN 94 122 169 279

MACQUARIE

Macquarie Group Capital Notes 5

All Registry communications to:  
Link Market Services Limited  
Locked Bag A14  
Sydney South NSW 1235 Australia  
Telephone: +61 1300 554 096  
Email: macquarie@linkmarketservices.com.au  
Website: www.linkmarketservices.com.au



021 001206

MS RHONDA DOVEY &  
MRS STEPHANIE QUINN  
<RHONDA DOVEY SUPER FUND A/C>  
27 WAGSTAFFE AVENUE  
WAGSTAFFE NSW 2257

**Distribution Statement**

**ASX Code:** MQGPE  
**Payment Date:** 20 June 2022  
**Record Date:** 2 June 2022  
**SRN/HIN:** X\*\*\*\*\*0333  
**TFN/ABN Status:** Quoted

Dear Capital Notes 5 Holder,

This distribution statement is for your Macquarie Group Capital Notes 5 distribution for the period 18 March 2022 to 19 June 2022 (inclusive).

For Australian tax purposes this distribution is regarded as a non-share dividend and is franked at 40% at the Australian corporate tax rate of 30%. Macquarie Group Limited declares the whole of the unfranked amount to be conduit foreign income.

Securities Held	Distribution Period (days)	Distribution Rate % p.a.	Franked Amount \$	Unfranked Amount \$	Gross Amount \$	Franking Credits \$
100	94	2.6231	27.02	40.53	67.55	11.58

**DISTRIBUTION REMITTED TO:**

METWAY (SUNCORP-METWAY)  
SUNCORP CTR CNR ALBERT & TURBO  
BRISBANE QLD 4000  
BSB: \*\*\*-799  
ACC: \*\*\*\*\*5353

Account Name: RHONDA DOVEY AND STEPHANIE QUINN ATF RHONDA DOVEY  
Direct Credit Reference No.: 001278196856

**Amount Deposited**  
\$67.55

**IMPORTANT INFORMATION**

See overleaf for instructions on how to update your details online.

**This statement contains important information to assist you in preparing any tax returns you may be required to lodge. Please retain this statement for taxation purposes as a charge may be levied for replacement.**



## 2021 Interim Dividend Statement

063752 000 NAB  
MS RHONDA DOVEY &  
MRS STEPHANIE QUINN  
<RHONDA DOVEY SUPER FUND A/C>  
27 WAGSTAFFE AVENUE  
WAGSTAFFE NSW 2257

### Contact our Share Registry

[www.investorcentre.com/au](http://www.investorcentre.com/au)

(in Australia) 1300 367 647  
(outside Australia) +61 3 9415 4299

### Holder Identification Number (HIN)

HIN WITHHELD

### Summary of key information

Payment Date 2 July 2021  
Record Date 14 May 2021  
TFN/ABN status Quoted  
ASX code NAB  
Direct Credit Reference No. 1128244

## Interim Dividend for the year ending 30 September 2021

The dividend is 100% franked at the relevant Australian Corporate Tax Rate of 30%.

Ordinary Shares	Dividend Rate per Share	Unfranked Amount	Franked Amount	Franking Credit
651	60 cents	\$0.00	\$390.60	\$167.40

### Dividend Summary

651 shares x 60 cents = \$390.60

## Payment details

The cash dividend amount of \$390.60 has been credited to:

SUNCORP BANK LTD  
BSB: 484-799 ACC: \*\*\*5353

## Tax information

Australian resident shareholders

**Franked Amount:** This should be included in your assessable income.

**Franking Credit:** This may also need to be included in your assessable income. This amount may be available as a tax offset to reduce your income tax liability.

If you are unsure of the tax treatment of your dividend, please contact your accountant or taxation adviser.

Dividend Amount

**\$390.60**



## 2021 Final Dividend Statement

062417 000 NAB  
MS RHONDA DOVEY &  
MRS STEPHANIE QUINN  
<RHONDA DOVEY SUPER FUND A/C>  
27 WAGSTAFFE AVENUE  
WAGSTAFFE NSW 2257

### Contact our Share Registry

[www.investorcentre.com/au](http://www.investorcentre.com/au)

(in Australia) 1300 367 647  
(outside Australia) +61 3 9415 4299

### Holder Identification Number (HIN)

HIN WITHHELD

### Summary of key information

Payment Date 15 December 2021  
Record Date 16 November 2021  
TFN/ABN status Quoted  
ASX code NAB  
Direct Credit Reference No. 614701

## Final Dividend for the year ended 30 September 2021

The dividend is 100% franked at the relevant Australian Corporate Tax Rate of 30%.

Ordinary Shares	Dividend Rate per Share	Unfranked Amount	Franked Amount	Franking Credit
651	67 cents	\$0.00	\$436.17	\$186.93

### Dividend Summary

651 shares x 67 cents = \$436.17

## Payment details

The cash dividend amount of \$436.17 has been credited to:

SUNCORP BANK LTD  
BSB: 484-799 ACC: \*\*\*5353

## Tax information

### Australian resident shareholders

**Franked Amount:** This should be included in your assessable income.

**Franking Credit:** This may also need to be included in your assessable income. This amount may be available as a tax offset to reduce your income tax liability.

### New Zealand tax resident shareholders

New Zealand tax law requires us to notify shareholders that New Zealand imputation credits have been attached to this dividend at a rate of NZ\$0.01 per share. These credits are only relevant for shareholders required to file a New Zealand income tax return.

The aggregate of the dividend amount together with the attached New Zealand imputation credits is NZ\$458.25.

If you are unsure of the tax treatment of your dividend, please contact your accountant or taxation adviser.

**Dividend Amount**

**\$436.17**

# Plato

INCOME MAXIMISER

PLATO INCOME MAXIMISER LIMITED (ASX: PL8) | ACN 616 746 215

All Registry Communication to:



GPO Box 5193, Sydney NSW 2001  
1300 288 664 (within Australia)  
+61 2 9698 5414 (international)  
hello@automicgroup.com.au  
www.automicgroup.com.au

MS RHONDA DOVEY &  
MRS STEPHANIE QUINN  
<RHONDA DOVEY SUPER FUND A/C>  
27 WAGSTAFFE AVENUE  
WAGSTAFFE NSW 2257

Holder Number (masked):

X\*\*\*\*70333

## Dividends Payment Summary for the 2022 Tax Year:

Your Annual PL8  
Summary FY2022

Total Gross Dividends:  
\$2,568.57

Total Tax Withheld:  
\$0.00

Total Net Dividends:  
\$2,568.57

Dividend Paid	Units Held	Rate	Gross Dividend	Tax Withheld	Net Dividend	Franking Credit	Franked Amount
30 July 2021	36,300	\$0.0045	\$163.35	\$0.00	\$163.35	\$70.01	\$163.35
31 August 2021	36,300	\$0.0045	\$163.35	\$0.00	\$163.35	\$70.01	\$163.35
30 September 2021	36,300	\$0.0045	\$163.35	\$0.00	\$163.35	\$70.01	\$163.35
29 October 2021	36,300	\$0.0050	\$181.50	\$0.00	\$181.50	\$77.79	\$181.50
30 November 2021	36,300	\$0.0050	\$181.50	\$0.00	\$181.50	\$77.79	\$181.50
31 December 2021	40,845	\$0.0050	\$204.23	\$0.00	\$204.23	\$87.53	\$204.23
31 January 2022	40,845	\$0.0050	\$204.23	\$0.00	\$204.23	\$87.53	\$204.23
28 February 2022	40,845	\$0.0050	\$204.23	\$0.00	\$204.23	\$87.53	\$204.23
31 March 2022	40,845	\$0.0050	\$204.23	\$0.00	\$204.23	\$87.53	\$204.23
29 April 2022	40,845	\$0.0055	\$224.65	\$0.00	\$224.65	\$96.28	\$224.65
31 May 2022	40,845	\$0.0110*	\$449.30	\$0.00	\$449.30	\$192.56	\$449.30
30 June 2022	40,845	\$0.0055	\$224.65	\$0.00	\$224.65	\$96.28	\$224.65
<b>Total</b>			<b>\$2,568.57</b>	<b>\$0.00</b>	<b>\$2,568.57</b>	<b>\$1,100.85</b>	<b>\$2,568.57</b>

\* This dividend rate per share consists of a 0.55 cent ordinary dividend and a 0.55 cent special dividend

## Your PL8 Account Health Check

### DIVIDEND INSTRUCTIONS

- My EFT details are provided: Yes
- TFN/ABN status: Quoted

### ACCOUNT RELATED DETAILS

- Subscribed to electronic communications: No
- My email address recorded:



To register for a portfolio to update any of your holding information or amend your existing details, please scan the QR code to the left or visit:  
<https://investor.automic.com.au/>

Please ensure that you have the Holder Number available to complete this



# SONIC HEALTHCARE LIMITED

ABN 24 004 196 909

011647 000 SHL



MS RHONDA DOVEY &  
MRS STEPHANIE QUINN  
<RHONDA DOVEY SUPER FUND A/C>  
27 WAGSTAFFE AVENUE  
WAGSTAFFE NSW 2257

## Update your information:

**Online:**  
www.computershare.com.au/easyupdate/shl

**By Mail:**  
Computershare Investor Services Pty Limited  
GPO Box 2975 Melbourne  
Victoria 3001 Australia

## Enquiries:

(within Australia) 1300 850 505  
(international) +61 3 9415 4000

## Holder Identification Number (HIN)

**HIN WITHHELD**

ASX Code	SHL
TFN/ABN Status	Quoted
Record Date	8 September 2021
Payment Date	22 September 2021
Direct Credit Reference No.	848289

## 2021 Final Dividend

Dear Securityholder

This advice represents payment of your Final Dividend for the year ended 30 June 2021 at the rate of 55 cents per share.

This payment is 65% franked at 30%.

For foreign registered securityholders, the directors declare that the unfranked portion of this dividend constitutes Conduit Foreign Income. Non-resident withholding tax is therefore not payable on this dividend. Future dividends may not include Conduit Foreign Income and you will be advised of this at the relevant time.

**From 2022 Sonic Healthcare Limited will be implementing a mandatory direct credit policy where shareholders residing in Australia will only be paid dividends by direct credit to a nominated bank or financial institution account.**

**Visit [www.computershare.com.au/easyupdate/shl](http://www.computershare.com.au/easyupdate/shl) to update your TFN, banking instructions or personal details.**

Yours faithfully

Paul Alexander  
Company Secretary

Class Description	Amount per Security	Number of Securities	Franked Amount	Unfranked Amount	Gross Payment
Ordinary Shares	55 Cents	497	\$177.68	\$95.67	\$273.35

**Note 1:** You should retain this statement to assist you in preparing your tax return.

**Note 2:** If you require your payment to be re-issued, you may be charged an administrative fee which will be deducted from your payment.

<b>Net Payment</b>	<b>AUD\$273.35</b>
Franking Credit	\$76.15

## Your Payment Instruction

SUNCORP BANK LTD  
BSB: 484-799 Account number: XXXXX53

**Amount Deposited**

**AUD\$273.35**

If payment cannot be made to the above instruction, a cheque will be forwarded to your registered address.



012046 000 SHL



MS RHONDA DOVEY &  
MRS STEPHANIE QUINN  
<RHONDA DOVEY SUPER FUND A/C>  
27 WAGSTAFFE AVENUE  
WAGSTAFFE NSW 2257

**Update your information:**

 **Online:**  
[www.computershare.com.au/easyupdate/shl](http://www.computershare.com.au/easyupdate/shl)

 **By Mail:**  
Computershare Investor Services Pty Limited  
GPO Box 2975 Melbourne  
Victoria 3001 Australia

**Enquiries:**

(within Australia) 1300 850 505  
(international) +61 3 9415 4000

**Holder Identification Number (HIN)**

**HIN WITHHELD**

ASX Code	SHL
TFN/ABN Status	Quoted
Record Date	9 March 2022
Payment Date	23 March 2022
Direct Credit Reference No.	848615

## 2022 Interim Dividend

Dear Securityholder

This advice represents payment of your Interim Dividend for the financial year ending 30 June 2022 at the rate of 40 cents per share.

This payment is 100% franked at 30%.

Please ensure your information is up to date. Simply visit [www.computershare.com.au/easyupdate/shl](http://www.computershare.com.au/easyupdate/shl) to update your TFN, banking instructions or personal details.

Yours faithfully

Paul Alexander  
Company Secretary

Class Description	Amount per Security	Number of Securities	Franked Amount	Unfranked Amount	Gross Payment
Ordinary Shares	40 Cents	497	\$198.80	\$0.00	\$198.80
<b>Net Payment</b>					<b>AUD\$198.80</b>
Franking Credit					\$85.20

**Note 1:** You should retain this statement to assist you in preparing your tax return.  
**Note 2:** If you require your payment to be re-issued, you may be charged an administrative fee which will be deducted from your payment.

## Your Payment Instruction

SUNCORP BANK LTD  
BSB: 484-799 Account Number: XXXXX53

**Amount Deposited**

**AUD\$198.80**

If payment cannot be made in accordance with the above instruction, your dividend entitlement will be withheld pending receipt of your valid direct credit instructions.

# Payment Advice



**All Registry communications to:**  
C/- Link Market Services Limited  
Locked Bag A14, Sydney South, NSW, 1235  
Telephone: 1300 554 474  
ASX Code: **SUN**  
Email: [registrars@linkmarketservices.com.au](mailto:registrars@linkmarketservices.com.au)  
Website: [www.linkmarketservices.com.au](http://www.linkmarketservices.com.au)

## SUNCORP GROUP LIMITED

ABN: 66 145 290 124

MS RHONDA DOVEY & MRS STEPHANIE QUINN <RHONDA DOVEY SUPER FUND A/C>  
27 WAGSTAFFE AVENUE  
WAGSTAFFE NSW  
2257

## DIVIDEND STATEMENT

Reference No.: X\*\*\*\*\*0333  
Payment Date: 22 September 2021  
Record Date: 16 August 2021

Security Description	Dividend Rate per Share	Participating Shares	Unfranked Amount	Franked Amount	Total Payment	Franking Credit
SUN - ORDINARY SHARES	\$0.48	306	\$0.00	\$146.88	\$146.88	\$62.95
					Less Withholding Tax	\$0.00
					<b>Net Amount</b>	AUD 146.88
					Represented By:	
					Direct Credit amount	AUD 146.88

## BANKING INSTRUCTIONS

The amount of AUD 146.88 was deposited to the bank account detailed below:

METWAY (SUNCORP-METWAY)

RHONDA DOVEY SUPER FUND  
BSB: 484-799 ACC: \*\*\*\*\*5353

DIRECT CREDIT REFERENCE NO.: 1262993322

## FRANKING INFORMATION

Franked Rate per Share	\$0.48
Franking Percentage	100%
Company Tax Rate	30%

The dividend consists of a 40 cent final dividend per ordinary fully paid share, and an 8 cent special dividend per ordinary fully paid share.

The total amount together with the franking credit (if any) should be disclosed as assessable income in your Australian tax return.

**Note: You may require this statement for taxation purposes. All investors should seek independent advice relevant to their own particular circumstances.**

Please ensure your details are current by viewing and updating via the online service centre.



# Payment Advice



**All Registry communications to:**  
C/- Link Market Services Limited  
Locked Bag A14, Sydney South, NSW, 1235  
Telephone: +61 1300 665 661  
ASX Code: **TAH**  
Email: [tabcorp@linkmarketservices.com.au](mailto:tabcorp@linkmarketservices.com.au)  
Website: [www.linkmarketservices.com.au](http://www.linkmarketservices.com.au)

## TABCORP HOLDINGS LIMITED

ABN: 66 063 780 709

**MS RHONDA DOVEY & MRS STEPHANIE QUINN <RHONDA  
DOVEY SUPER FUND A/C>**  
27 WAGSTAFFE AVENUE  
WAGSTAFFE NSW  
2257

## DIVIDEND STATEMENT

Reference No.: X\*\*\*\*\*0333  
Payment Date: 17 September 2021  
Record Date: 26 August 2021

Security Description	Dividend Rate per Share	Participating Shares	Unfranked Amount	Franked Amount	Total Payment	Franking Credit
TAH - ORDINARY FULLY PAID	\$0.07	4,364	\$0.00	\$305.48	\$305.48	\$130.92
					Less Withholding Tax	\$0.00
					<b>Net Amount</b>	AUD 305.48
					Represented By:	
					Direct Credit amount	AUD 305.48

## BANKING INSTRUCTIONS

The amount of AUD 305.48 was deposited to the bank account detailed below:

METWAY (SUNCORP-METWAY)

RHONDA DOVEY SUPER FUND  
**BSB:** 484-799    **ACC:** \*\*\*\*5353

DIRECT CREDIT REFERENCE NO.: 1265195210

## FRANKING INFORMATION

Franked Rate per Share	\$0.07
Franking Percentage	100%
Company Tax Rate	30%

The total amount together with the franking credit (if any) should be disclosed as assessable income in your Australian tax return.

**Note:** You may require this statement for taxation purposes. All investors should seek independent advice relevant to their own particular circumstances.

Please ensure your details are current by viewing and updating via the online service centre.

# Payment Advice



**All Registry communications to:**  
C/- Link Market Services Limited  
Locked Bag A14, Sydney South, NSW, 1235  
Telephone: +61 1300 665 661  
ASX Code: **TAH**  
Email: [tabcorp@linkmarketservices.com.au](mailto:tabcorp@linkmarketservices.com.au)  
Website: [www.linkmarketservices.com.au](http://www.linkmarketservices.com.au)

## TABCORP HOLDINGS LIMITED

ABN: 66 063 780 709

MS RHONDA DOVEY & MRS STEPHANIE QUINN <RHONDA DOVEY SUPER FUND A/C>  
27 WAGSTAFFE AVENUE  
WAGSTAFFE NSW  
2257

## DIVIDEND STATEMENT

Reference No.: X\*\*\*\*\*0333  
Payment Date: 17 March 2022  
Record Date: 23 February 2022

Security Description	Dividend Rate per Share	Participating Shares	Unfranked Amount	Franked Amount	Total Payment	Franking Credit
TAH - ORDINARY FULLY PAID	\$0.065	4,364	\$0.00	\$283.66	\$283.66	\$121.57
				Less Withholding Tax		\$0.00
				<b>Net Amount</b>		AUD 283.66
				Represented By:		
				Direct Credit amount		AUD 283.66

## BANKING INSTRUCTIONS

The amount of AUD 283.66 was deposited to the bank account detailed below:

METWAY (SUNCORP-METWAY)

RHONDA DOVEY SUPER FUND  
BSB: 484-799 ACC: \*\*\*\*5353

DIRECT CREDIT REFERENCE NO.: 1272603093

## FRANKING INFORMATION

Franked Rate per Share	\$0.065
Franking Percentage	100%
Company Tax Rate	30%

The total amount together with the franking credit (if any) should be disclosed as assessable income in your Australian tax return.

**Note:** You may require this statement for taxation purposes. All investors should seek independent advice relevant to their own particular circumstances.

Please ensure your details are current by viewing and updating via the online service centre.

**Invoice Date**  
09 Dec 2021

**Invoice Number**  
INV-9248

# TAX INVOICE

RHONDA DOVEY SUPERANNUATION FUND  
Unit 2 40 West St  
BALGOWLAH NSW 2093  
AUSTRALIA  
ABN: 22 603 788 752

Description	Quantity	Unit Price	GST Amount AUD	
SF, Preparation and Lodgement of financial Accounts for the Self-Managed Superannuation Fund for the period ended 30th June 2021.	1.00	1,550.00	10%	1,550.00
ASF, Audit of Self-Managed Superannuation Fund and calculation of minimum pension.	1.00	940.00	10%	940.00
			Subtotal	2,490.00
			Total GST 10%	249.00
			Invoice Total AUD	2,739.00
			Total Net Payments AUD	2,739.00
			<b>Amount Due AUD</b>	<b>0.00</b>

## PAYMENT ADVICE

To: Pacific Ridge Capital  
PO BOX 613  
BALGOWLAH NSW 2093  
AUSTRALIA  
**Due Date: 23 Dec 2021**

**Pacific Ridge Capital**  
**BSB: 032-101**  
**ACCOUNT NO: 148238**

**Customer** RHONDA DOVEY SUPERANNUATION FUND  
**Invoice Number** INV-9248  
**Amount Due** 0.00  
**Due Date** 23 Dec 2021

**Amount Enclosed**

Enter the amount you are paying above



## Income tax 551

<b>Date generated</b>	16/08/2022
<b>Overdue</b>	\$0.00
<b>Not yet due</b>	\$0.00
<b>Balance</b>	\$0.00

## Transactions

9 results found - from **16 August 2020** to **16 August 2022** sorted by **processed date** ordered **newest to oldest**

Processed date	Effective date	Description	Debit (DR)	Credit (CR)	Balance
9 Jun 2022	14 Jun 2022	EFT refund for Income Tax for the period from 01 Jul 20 to 30 Jun 21	\$2,013.15		\$0.00
8 Jun 2022	1 Jun 2022	General interest charge			\$2,013.15 CR
7 Jun 2022	16 May 2022	Client initiated amended Tax return Self Man Superfund - Income Tax for the period from 01 Jul 20 to 30 Jun 21		\$2,013.15	\$2,013.15 CR
6 Jun 2022	6 Jun 2022	General interest charge			\$0.00
6 Jun 2022	3 Jun 2022	Payment received		\$573.90	\$0.00
1 Jun 2022	1 Jun 2022	General interest charge			\$573.90 DR
14 Mar 2022	16 May 2022	Tax return Self Man Superfund - Income Tax for the period from 01 Jul 20 to 30 Jun 21	\$573.90		\$573.90 DR
26 Oct 2020	29 Oct 2020	EFT refund for Income Tax for the period from 01 Jul 19 to 30 Jun 20	\$1,340.07		\$0.00
26 Oct 2020	26 Oct 2020	Tax return Self Man Superfund - Income Tax for the period from 01 Jul 19 to 30 Jun 20		\$1,340.07	\$1,340.07 CR

## List of Transactions

**Account name** RHONDA DOVEY AND STEPHANIE QUINN ATF RHONDA DOVEY SUPERANNUATION FUND  
**BSB** 067167  
**Account number** 18338709  
**Account type** Accelerator Cash Account  
**Account currency** AUD  
**Transactions from** 01/07/21 - 22/03/22

**Note:**

This transaction listing may not display all payments on your account if filter settings were applied, prior to printing you this copy for the chosen date range. For a complete list of your transactions, please log on to your online channel.

Date	Transaction details	Amount	Balance
22 Mar 2022	Closed Account Branch 48 MARTIN PL SYDNEY	-\$346.12	\$0.00
22 Mar 2022	Credit Interest	+\$0.02	\$346.12
1 Mar 2022	Credit Interest	+\$0.03	\$346.10
1 Feb 2022	Credit Interest	+\$0.03	\$346.07
1 Jan 2022	Credit Interest	+\$0.03	\$346.04
8 Dec 2021	Schedule Payment - Other Fin Institution M Walker Payment	-\$275.00	\$346.01
1 Dec 2021	Credit Interest	+\$0.22	\$621.01
22 Nov 2021	AUTOMIC PTY LTD 81 CBA ACA BPAY 337196 8100369116186751 PL8 SPP	-\$5,000.00	\$620.79
10 Nov 2021	Direct Credit 010842 DOVEY RHONDA BER Plato	+\$5,000.00	\$5,620.79
1 Nov 2021	Credit Interest	+\$0.05	\$620.79
1 Oct 2021	Credit Interest	+\$0.06	\$620.74
8 Sep 2021	Schedule Payment - Other Fin Institution M Walker Payment	-\$275.00	\$620.68
1 Sep 2021	Credit Interest	+\$0.08	\$895.68
1 Aug 2021	Credit Interest	+\$0.23	\$895.60
9 Jul 2021	AU HCARE PROP WHOLE CBA ACA BPAY 349902 20529418 AUHPT Right offer	-\$7,000.00	\$895.37
1 Jul 2021	Direct Credit 010842 DOVEY RHONDA BER Aus unity	+\$7,000.00	\$7,895.37
1 Jul 2021	Credit Interest	+\$0.08	\$895.37



# Transaction Summary

1 JULY 2021 - 30 JUNE 2022

# AUSIEX

SHARES - 6352087 - HIN 70970333

MS RHONDA DOVEY + MRS STEPHANIE QUINN  
<RHONDA DOVEY SUPER FUND A/C>

Total Buys and Sells	2021 - 2022 Financial Year
Total Buys (inc. Brokerage + GST)	\$0.00
Total Sells (inc. Brokerage + GST)	\$0.00

There are no transactions on this account for the given period.

The transaction summary is only able to display information available to us. Transactions regarding corporate actions or stock transfers are not included and can be found on your statements as issued by the company or the share registry. Transactions for Issuer Sponsored holdings are not included in this summary. Links to some of the key share registries can be found below:

Computershare (<http://www.computershare.com/au/Pages/default.aspx>)  
Link Market Services (<https://investorcentre.linkmarketservices.com.au/Login.aspx/Login>)  
Automic Group Registrars (<https://www.automicgroup.com.au/>)  
Advanced Share Registry Services (<http://www.advancedshare.com.au/Home.aspx>)

#### DISCLAIMER

This statement is issued by Australian Investment Exchange Limited ABN 71 076 515 930 AFSL 241400 ("AUSIEX"), a Market Participant of ASX Limited and Cboe Australia Pty Limited, a Clearing Participant of ASX Clear Pty Limited and a Settlement Participant of ASX Settlement Pty Limited. AUSIEX is a wholly owned, but not guaranteed, subsidiary of Nomura Research Institute, LTD. Information contained in this statement is believed to be accurate at the time the statement is generated. NRI and its subsidiaries do not accept any liability for any errors or omissions contained in this statement, or any responsibility for any action taken in reliance on this statement.

This statement is a summary document only and it is not intended to replace any document which contains information that may be required for taxation purposes. You should therefore retain your CHESSE statements, dividend statements, confirmations and bank account statements for your records in this regard. If there are any errors in this statement, please contact us as set out below. The total brokerage outlined does not include any rebates you may have received over the financial year. Please refer to your transaction statement records for any rebates you may have received for the statement period. This statement only includes dividends paid for holdings held with AUSIEX. Any dividends paid (based on the ex-dividend date) prior to holdings being transferred to AUSIEX are not included in this report. This report may not include information on some accounts if you have switched products during the financial year. AUSIEX is not a registered tax practitioner and the information provided in this report does not constitute tax advice. The above information, whilst based upon your holdings, only takes into account those of your circumstances of which we are aware. It is recommended that you provide the statement to your tax adviser or accountant in order that your particular circumstances can be properly addressed.

Address Locked Bag 3005, Australia Square NSW 1215 | Enquiries 1800 252 351 | 8:30am - 5:30pm Sydney time, Mon to Fri | [www.ausdex.com.au](http://www.ausdex.com.au)

RHONDA DOVEY SF

**Trial Balance****As At 30 Jun 2022**

	Debit	As at 30 Jun 2021 Credit	Quantity	Debit	As at 30 Jun 2022 Credit	Quantity
<b>Income</b>						
<b>Member Receipts</b>						
Contributions						
Downsizer Contribution						
Mrs Rhonda Dovey	\$	120,000.00		\$	0.00	
<b>Total Downsizer Contribution</b>	<b>\$</b>	<b>120,000.00</b>		<b>\$</b>	<b>0.00</b>	
<b>Total Contributions</b>	<b>\$</b>	<b>120,000.00</b>		<b>\$</b>	<b>0.00</b>	
<b>Total Member Receipts</b>	<b>\$</b>	<b>120,000.00</b>		<b>\$</b>	<b>0.00</b>	
<b>Investment Gains</b>						
Realised Capital Gains						
Stapled Securities						
Sydney Airport	\$	0.00		\$	26,343.53	
<b>Total Stapled Securities</b>	<b>\$</b>	<b>0.00</b>		<b>\$</b>	<b>26,343.53</b>	
<b>Total Realised Capital Gains</b>	<b>\$</b>	<b>0.00</b>		<b>\$</b>	<b>26,343.53</b>	
<b>Total Investment Gains</b>	<b>\$</b>	<b>0.00</b>		<b>\$</b>	<b>26,343.53</b>	
<b>Investment Income</b>						
Distributions						
Managed Investments						
Australian Unity Health Care Property Trust - 4.39348 Resale	\$	4,393.48		\$	4,759.86	
<b>Total Managed Investments</b>	<b>\$</b>	<b>4,393.48</b>		<b>\$</b>	<b>4,759.86</b>	
Stapled Securities						
Goodman Group	\$	468.48		\$	539.88	
Mirvac Group	\$	571.13		\$	588.44	
<b>Total Stapled Securities</b>	<b>\$</b>	<b>1,039.61</b>		<b>\$</b>	<b>1,128.32</b>	
Units In Listed Unit Trusts						
Magellan Global Fund. - Ordinary Units Fully Paid Closed Class	\$	1,905.10		\$	1,905.77	
Magellan Global Trust - Ordinary Units Fully Paid	\$	98.10		\$	0.00	
Metrics Master Income Trust - Ordinary Units Fully Paid	\$	588.10		\$	1,622.39	
<b>Total Units In Listed Unit Trusts</b>	<b>\$</b>	<b>3,140.41</b>		<b>\$</b>	<b>3,528.16</b>	
<b>Total Distributions</b>	<b>\$</b>	<b>8,573.50</b>		<b>\$</b>	<b>9,416.34</b>	
<b>Dividends</b>						
Shares in Listed Companies						
Adelaide Brighton Limited	\$	394.97		\$	411.43	
AMP Limited - Cap Note 3-Bbsw+5.10% Perp Non-Cum Red T-12-21	\$	257.06		\$	128.36	
Commonwealth Bank Of Australia	\$	602.29		\$	910.71	
Macquarie Bank Limited - Cap Note 3-Bbsw+5.00% Perp Non-Cum Red T-12-25	\$	500.77		\$	477.25	
Macquarie Group Limited - Cap Note 3-Bbsw+4.70% Perp Non-Cum Red T-09-27	\$	742.90		\$	298.46	
Medibank Private Limited	\$	758.33		\$	814.73	
National Australian Bank Ltd	\$	482.57		\$	1,181.10	
Plato Income Maximiser Limited	\$	2,074.30		\$	3,669.42	
Sonic Healthcare Limited	\$	487.99		\$	633.50	
Suncorp Group Ltd	\$	157.37		\$	310.37	
Tabcorp Holdings Limited	\$	467.57		\$	841.63	
<b>Total Shares in Listed Companies</b>	<b>\$</b>	<b>6,258.21</b>		<b>\$</b>	<b>9,676.96</b>	
<b>Total Dividends</b>	<b>\$</b>	<b>6,258.21</b>		<b>\$</b>	<b>9,676.96</b>	
<b>Foreign Income</b>						
Foreign Dividend						
Stapled Securities						
Goodman Group	\$	78.08		\$	117.12	
<b>Total Stapled Securities</b>	<b>\$</b>	<b>78.08</b>		<b>\$</b>	<b>117.12</b>	
<b>Total Foreign Dividend</b>	<b>\$</b>	<b>78.08</b>		<b>\$</b>	<b>117.12</b>	
<b>Total Foreign Income</b>	<b>\$</b>	<b>78.08</b>		<b>\$</b>	<b>117.12</b>	

**Interest**

Cash At Bank			
CBA Bank Account	\$	17.13	\$ 0.83
Suncorp #5353	\$	45.80	\$ 26.29
<hr/>			
Total Cash At Bank	\$	62.93	\$ 27.12
<hr/>			
Total Interest	\$	62.93	\$ 27.12
<hr/>			
Total Investment Income	\$	14,972.72	\$ 19,237.54
<hr/>			
Total Income	\$	134,972.72	\$ 45,581.07

**Expenses****Member Payments**

## Pensions Paid

Mrs Rhonda Dovey			
Rhonda Dovey	\$	17,861.35	\$ 13,718.62
<hr/>			
Total Mrs Rhonda Dovey	\$	17,861.35	\$ 13,718.62
<hr/>			
Total Pensions Paid	\$	17,861.35	\$ 13,718.62
<hr/>			
Total Member Payments	\$	17,861.35	\$ 13,718.62

**Other Expenses**

Accountancy Fee	\$	1,705.00	\$ 1,705.00
Adviser Fee	\$	2,200.00	\$ 825.00
Auditor Fee	\$	1,034.00	\$ 1,034.00
SMSF Super Advisory Levy	\$	259.00	\$ 259.00
<hr/>			
Total Other Expenses	\$	5,198.00	\$ 3,823.00

**Investment Losses**

## Decrease in Market Value

## Derivative Investments

Magellan Global Fund. - Options Expiring 01 Mar 2024 Ex At Disc To Est Net	\$	419.83	\$ 344.86
<hr/>			
Total Derivative Investments	\$	419.83	\$ 344.86

## Managed Investments

Australian Unity Health Care Property Trust	\$	18,823.97	\$ 20,830.60
<hr/>			
Total Managed Investments	\$	18,823.97	\$ 20,830.60

## Shares in Listed Companies

Adelaide Brighton Limited	\$	668.16	\$ 2,419.20
AMP Limited - Cap Note 3-Bbsw+5.10% Perp Non-Cum Red T-12-21	\$	745.79	\$ 17.50
Commonwealth Bank Of Australia	\$	5,176.50	\$ 1,613.30
Macquarie Bank Limited - Cap Note 3-Bbsw+5.10% Perp Non-Cum Red T-12-25	\$	459.00	\$ 461.00
Macquarie Group Limited - Cap Note 3-Bbsw+5.10% Perp Non-Cum Red T-09-27	\$	402.00	\$ 318.00
Medibank Private Limited	\$	745.79	\$ 394.83
National Australian Bank Ltd	\$	5,208.00	\$ 761.67
Plato Income Maximiser Limited	\$	8,777.48	\$ 3,312.35
Sonic Healthcare Limited	\$	3,961.09	\$ 2,678.83
Suncorp Group Ltd	\$	575.28	\$ 39.78
Tabcorp Holdings Limited	\$	7,902.52	\$ 1,609.65
The Lottery Corporation Limited	\$	0.00	\$ 157.77
<hr/>			
Total Shares in Listed Companies	\$	33,514.72	\$ 7,936.04

## Stapled Securities

Goodman Group	\$	12,336.64	\$ 6,500.16
Mirvac Group	\$	4,326.75	\$ 5,451.70
Sydney Airport	\$	1,475.97	\$ 11,812.89
<hr/>			
Total Stapled Securities	\$	18,139.36	\$ 23,764.75

## Units In Listed Unit Trusts

Magellan Global Fund - Ordinary Units Fully Paid Closed Class	\$	156.95	\$ 11,629.68
Metrics Master Income Trust - Ordinary Units Fully Paid	\$	159.88	\$ 1,585.08
<hr/>			
Total Units In Listed Unit Trusts	\$	702.93	\$ 13,214.76
<hr/>			
Total Decrease in Market Value	\$	71,600.81	\$ 24,429.81

Total Investment Losses	\$	71,600.81	\$ 24,429.81
<hr/>			
Total Expenses	\$	48,541.46	\$ 41,971.43

**Income Tax****Income Tax Expense**

Income Tax Expense	\$	0.00	\$	1,318.95
Excessive Foreign Tax Credit Writedoff Expense		0.00	\$	67.05
<b>Total Income Tax Expense</b>	<b>\$</b>	<b>0.00</b>	<b>\$</b>	<b>1,386.00</b>
<b>Total Income Tax</b>	<b>\$</b>	<b>0.00</b>	<b>\$</b>	<b>1,386.00</b>

**Profit & Loss Clearing Account**

Total Profit & Loss Clearing Account	\$	183,514.18	\$	2,223.64
--------------------------------------	----	------------	----	----------

**Assets****Investments**

## Derivative Investments

Magellan Global Fund. - 01-Mar-2024 Ex At Disc To Est	\$	14,994	\$	74.97	14,994
<b>Total Derivative Investments</b>	<b>\$</b>	<b>14,994</b>	<b>\$</b>	<b>74.97</b>	

## Managed Investments

Australian Unity Health Care Property Trust Wholesale	45,689.26420	\$	131,316.78	48,744.16510
<b>Total Managed Investments</b>	<b>45,689.26420</b>	<b>\$</b>	<b>131,316.78</b>	

## Shares in Listed Companies

Adelaide Brighton Limited	2,304	\$	5,575.68	2,304
AMP Limited - Cap Note 5.10% Perp Non-Cum Red T-12-21	50	\$	0.00	0
Commonwealth Bank of Australia	170	\$	15,364.60	170
Macquarie Bank Limited Note 3-Bbsw+4.70% Perp Non-Cum Red T-02-25	100	\$	10,424.00	100
Macquarie Group Limited Note 3-Bbsw+2.90% Perp Non-Cum Red T-09-27	100	\$	9,722.00	100
Medibank Private Limited	4,387	\$	14,257.75	4,387
National Australia Bank	651	\$	17,830.89	651
Plato Income Maximiser Ltd	36,300	\$	47,788.65	40,845
Sonic HealthCare Limited	497	\$	16,405.97	497
Suncorp Group Ltd	306	\$	3,359.88	306
Tabcorp Holdings Limited	4,364	\$	4,647.66	4,364
The Lottery Corporation Limited		\$	19,725.28	4,364
<b>Total Shares in Listed Companies</b>	<b>47,928.40</b>	<b>\$</b>	<b>165,102.36</b>	

## Shares in Unlisted Companies

Hastie Group Ltd- Delisted	518	\$	82.88	518
<b>Total Shares in Unlisted Companies</b>	<b>518</b>	<b>\$</b>	<b>82.88</b>	

## Stapled Securities

Goodman Group	41,323.84	1,952	\$	34,823.68	1,952
Mirvac Group	16,845.48	5,769	\$	11,393.78	5,769
Sydney Airport	28,423.11	4,909	\$	0.00	0
<b>Total Stapled Securities</b>	<b>86,592.43</b>		<b>\$</b>	<b>46,217.46</b>	

## Units In Listed Unit Trusts

Magellan Global Fund Ordinary Units Fully Paid Closed Class	24,744	\$	33,156.96	24,744
Metrics Master Income 92 Ordinary Units Fully Paid	18,648	\$	36,456.84	18,648
<b>Total Units In Listed Unit Trusts</b>	<b>43,392</b>	<b>\$</b>	<b>69,613.80</b>	

<b>Total Investments</b>	<b>\$</b>	<b>446,448.28</b>	<b>\$</b>	<b>412,408.25</b>
--------------------------	-----------	-------------------	-----------	-------------------

**Other Assets**

## Cash At Bank

CBA Bank Account	895.29		\$	0.00
Macquarie CMA 9150		\$	0.00	71.12
Suncorp #5353	6,574.12		\$	38,287.76
Suncorp #5368	1,572.81		\$	504.00
<b>Total Cash At Bank</b>	<b>9,042.22</b>		<b>\$</b>	<b>38,862.88</b>

## Receivables

## Investment Income Receivable

## Distributions

## Managed Investments

Australian Unity Health Care Property Trust Wholesale		\$	1,225.92
<b>Total Managed Investments</b>		<b>\$</b>	<b>1,225.92</b>

## Stapled Securities

Goodman Group		\$	244.00
Mirvac Group		\$	294.22

Total Stapled Securities		\$	538.22
Units In Listed Unit Trusts			
Magellan Global Fund - Ordinary Units Fully Paid Closed Class	\$	905.63	
Metrics Master Income Trust - Ordinary Units Fully Paid	\$	167.83	
Total Units In Listed Unit Trusts	\$	1,073.46	
Total Distributions	\$	2,837.60	
Dividends			
Shares in Listed Companies			
Macquarie Bank Limited - Cap Note 3-Bbsw+4.70% Perp Non-Cum Red T-12-25	\$	0.00	
Macquarie Bank Limited - Cap Note 3-Bbsw+2.90% Perp Non-Cum Red T-09-27	\$	0.00	
Total Shares in Listed Companies	\$	0.00	
Total Dividends	\$	491.32	
Total Investment Income Available	\$	2,837.60	
Total Receivables	\$	3,159.53	
Current Tax Assets			
Provision for Income Tax	\$	0.00	\$ 1,318.95
Franking Credits			
Shares in Listed Companies			
Adelide Brighton Limited	\$	123.43	
AMS Limited - Cap Note 3-Bbsw+5.10% Perp Non-Cum Red T-12-21	\$	0.00	
Commonwealth Bank of Australia	\$	273.21	
Macquarie Bank Limited - Cap Note 3-Bbsw+4.70% Perp Non-Cum Red T-12-25	\$	69.84	
Macquarie Bank Limited - Cap Note 3-Bbsw+2.90% Perp Non-Cum Red T-09-27	\$	43.68	
Medibank Private Limited	\$	244.42	
National Australia Bank Ltd	\$	354.33	
Platform Income Management Limited	\$	1,100.85	
Sonic Healthcare Limited	\$	161.35	
SunCorp Group Limited	\$	93.11	
Tabcorp Holdings Limited	\$	252.49	
Total Shares in Listed Companies	\$	2,716.71	
Total Franking Credits	\$	1,698.25	
Foreign Tax Credits			
Stapled Securities			
Goodman Group	\$	0.00	\$ 3.08
Total Stapled Securities	\$	0.00	\$ 3.08
Units In Listed Unit Trusts			
Magellan Global Fund - Ordinary Units Fully Paid Closed Class	\$	94.51	
Total Units In Listed Unit Trusts	\$	0.00	\$ 94.51
Total Foreign Tax Credits	\$	0.00	\$ 97.59
Excessive Foreign Tax Credit Write-off		0.00	\$ 67.05
Total Current Tax Assets	\$	1,698.25	\$ 1,428.30
Total Other Assets	\$	13,900.00	\$ 43,128.78
Total Assets	\$	460,348.28	\$ 455,537.03

**Liabilities****Borrowings**

## Other Loans

Loan Rhonda	\$	15,010.00	\$	7,975.11
-------------	----	-----------	----	----------

Total Other Loans	\$	15,010.00	\$	7,975.11
-------------------	----	-----------	----	----------

Total Borrowings	\$	15,010.00	\$	7,975.11
------------------	----	-----------	----	----------

Total Liabilities	\$	15,010.00	\$	7,975.11
-------------------	----	-----------	----	----------

**Member Entitlements****Member Entitlement Accounts**

## Mrs Rhonda Dovey

Accumulation	\$	145,030.28	\$	149,330.36
--------------	----	------------	----	------------

Rhonda Dovey	\$	300,308.00	\$	298,231.56
--------------	----	------------	----	------------

Total Mrs Rhonda Dovey	\$	445,338.28	\$	447,561.92
------------------------	----	------------	----	------------

Total Member Entitlement Accounts	\$	445,338.28		\$	447,561.92
Total Member Entitlements	\$	445,338.28		\$	447,561.92
<b>Net Total</b>	\$	666,921.81	\$	666,921.81	\$ 501,118.10 \$ 501,118.10