

Financial Statements

For the year ended 30 June 2022

Lim Family Super Fund No. 2

Compilation Report

For the year ended 30 June 2022

We have compiled the accompanying special purpose financial statements of Lim Family Super Fund No. 2, which comprise the statement of financial position as at 30 June 2022, the operating statement for the year then ended, a summary of significant accounting policies and other explanatory notes. The specific purpose for which the special purpose financial statements have been prepared is set out in Note 1 to the financial statements.

The Responsibility of the Trustees

The Trustees of Lim Family Super Fund No. 2 are solely responsible for the information contained in the special purpose financial statements, the reliability, accuracy and completeness of the information and for the determination that the financial reporting framework used is appropriate to meet their needs and for the purpose that the financial statements were prepared.

Our Responsibility

On the basis of information provided by the Trustees, we have compiled the accompanying special purpose financial statements in accordance with the financial reporting framework described in Note 1 to the financial statements and APES 315: *Compilation of Financial Information*.

We have applied our expertise in accounting and financial reporting to compile these financial statements in accordance with the financial reporting framework described in Note 1 to the financial statements. We have complied with the relevant ethical requirements of APES 110: *Code of Ethics for Professional Accountants*.

Assurance Disclaimer

Since a compilation engagement is not an assurance engagement, we are not required to verify the reliability, accuracy or completeness of the information provided to us by management to compile these financial statements. Accordingly, we do not express an audit opinion or a review conclusion on these financial statements.

The special purpose financial statements were compiled exclusively for the benefit of the Trustees who are responsible for the reliability, accuracy and completeness of the information used to compile them. We do not accept responsibility for the contents of the special purpose financial statements.

Firm: Walker Partners (Aust) Pty Ltd
Address: PO Box 706
Burgundy Street
HEIDELBERG VIC 3084

Signature: _____

Date: _____

Statement of Financial Position

As at 30 June 2022

	Note	2022 \$	2021 \$
INVESTMENTS			
Australian Listed Shares	7	1,904,641	2,060,345
Australian Listed Unit Trust	8	11,404	12,515
		1,916,045	2,072,860
OTHER ASSETS			
Cash at Bank	9	32,527	45,337
Sundry Debtors - Fund Level	10	2,021	1,884
		34,548	47,221
TOTAL ASSETS		1,950,593	2,120,081
LIABILITIES			
Provisions for Tax - Fund	11	(23,438)	5,591
Financial Position Rounding		2	1
		(23,436)	5,592
TOTAL LIABILITIES		(23,436)	5,592
NET ASSETS AVAILABLE TO PAY BENEFITS		1,974,029	2,114,489
REPRESENTED BY: LIABILITY FOR MEMBERS' BENEFITS			
Allocated to Members' Accounts	12	1,974,029	2,114,489
		1,974,029	2,114,489

This Statement is to be read in conjunction with the notes to the Financial Statements

Operating Statement

For the year ended 30 June 2022

	Note	2022 \$	2021 \$
REVENUE			
Investment Revenue			
Australian Listed Shares	2	91,779	50,465
Australian Listed Unit Trust	3	738	279
		92,517	50,744
Contribution Revenue			
Member Non-Concessional Contributions		27,000	1,977
Employer Concessional Contributions		6,726	7,196
Self-Employed Concessional Contributions		47,000	66,523
		80,726	75,696
Other Revenue			
Market Movement Non-Realised	4	(265,078)	638,812
		(265,078)	638,812
Total Revenue		(91,835)	765,252
EXPENSES			
General Expense			
Fund Administration Expenses	5	3,060	2,384
		3,060	2,384
BENEFITS ACCRUED AS A RESULT OF OPERATIONS BEFORE INCOME TAX		(94,895)	762,868
Tax Expense			
Fund Tax Expenses	6	(34,525)	5,719
		(34,525)	5,719
BENEFITS ACCRUED AS A RESULT OF OPERATIONS		(60,370)	757,149

This Statement is to be read in conjunction with the notes to the Financial Statements

Note 1: Summary of Significant Accounting Policies

The financial statements are special purpose financial statements that have been prepared in order to meet the requirements of the Superannuation Industry (Supervision) Act 1993 and accompanying Regulations, the trust deed of the fund and the needs of members.

The financial statements have also been prepared on a cash basis unless otherwise stated and are based on historical costs, except for investments, which have been measured at market values.

The following significant accounting policies, which are consistent with the policies applied in the previous period unless otherwise stated, have been adopted in the preparation of the financial statements.

a. Measurement of Investments

The fund initially recognises:

- i. an investment when it controls the future economic benefits expected to flow from the asset. For financial assets, the trade date is considered the date on which control of the future economic benefits attributable to the asset passes to the fund; and
- ii. a financial liability on the date it becomes a party to the contractual provisions of the instrument.

Investments of the fund have been measured at their market values, which is the amount that a willing buyer of the asset could reasonably be expected to pay to acquire the asset from a willing seller if the following assumptions were made:

- that the buyer and seller deal with each other at arm's length in relation to the sale;
- that the sale occurred after proper marketing of the asset; and
- that the buyer and the seller acted knowledgeably and prudentially in relation to the sale.

Market values have been determined as follows:

- i. shares and other securities listed on the Australian Securities Exchange by reference to the relevant market quotations at the end of the reporting period;
- ii. units in managed funds by reference to the unit redemption price at the end of the reporting period;
- iii. fixed interest securities by reference to the redemption price at the end of the reporting period; and
- iv. investment properties at trustees' assessment of their realisable value.

Financial liabilities, such as trade creditors and other payables, are measured at the gross value of the outstanding balance at the reporting date. The trustees have determined that the gross values of the fund's financial liabilities are equivalent to their market values. Any remeasurement changes in the gross values of non-current financial liabilities (including liabilities for members accrued benefits) are recognised in the operating statement in the periods in which they occur.

b. Cash and Cash Equivalents

Cash and cash equivalents include cash on hand and at call, deposits with banks and short-term, highly liquid investments that are readily convertible to cash and are subject to an insignificant risk of change in value.

c. Revenue

Revenue is recognised at the market value of the consideration received or receivable.

Interest revenue

Notes to the Financial Statements

For the year ended 30 June 2022

Interest revenue is recognised in respect of fixed-interest securities, and cash and cash equivalent balances. Interest revenue is recognised upon receipt.

Dividend revenue

Dividend revenue is recognised when the dividend has been paid or, in the case of dividend reinvestment schemes, when the dividend is credited to the benefit of the fund.

Rental revenue

Rental revenue arising from operating leases on investment properties is recognised upon receipt.

Distribution revenue

Distributions from trusts are recognised as at the date the unit value is quoted ex-distributions and if not received at the end of the reporting period, are reflected in the statement of financial position as a receivable.

Contributions and Transfers

Contributions received and transfers in are recognised when the control and the benefits from the revenue is transferred to the fund. Contributions and transfers in are recognised gross of any taxes.

Remeasurement changes in market values

Remeasurement changes in the market values of assets are recognised as income and are determined as the difference between the market value at year-end or consideration received (if sold during the year) and the market value as at the prior year-end or cost (if the investment was acquired during the period).

d. Expenses

Expense are recognised and reflected in the operating statement when they are incurred.

e. Benefits Paid

Benefits are recognised when a valid withdrawal notice is received and approved by the trustee(s) in accordance with the fund's Trust Deed.

f. Liability for Accrued Benefits

The liability for accrued benefits represents the fund's present obligation to pay benefits to members and beneficiaries and has been calculated as the difference between the carrying amount of the assets and the carrying amount of the other payables and income tax liabilities as at the end of the reporting period.

g. Income Tax

The income tax expense (revenue) for the year comprises current income tax expense (revenue) and deferred income tax expense (revenue).

Current income tax expense charged to the profit or loss is the tax payable (refundable) on taxable income. Current tax liabilities (assets) are therefore measured at the amounts expected to be paid to (refunded from) the relevant taxation authority.

Deferred income tax expense reflects movements in deferred tax liability balances during the year as well as unused tax losses.

Except for business combinations, no deferred income tax is recognised from the initial recognition of an asset or liability where there is no effect on accounting or taxable profit or loss.

Notes to the Financial Statements

For the year ended 30 June 2022

Deferred tax assets and liabilities are calculated at the tax rates that are expected to apply to the period when the asset is realised or the liability is settled and their measurement also reflects the manner in which the trustees expect to recover or settle the carrying amount of the related asset or liability.

Deferred tax assets relating to temporary differences and unused tax losses are recognised only to the extent that it is probable that future taxable profit will be available against which the benefits of the deferred tax asset can be utilised.

Current tax assets and liabilities are offset where a legally enforceable right of set-off exists and it is intended that net settlement or simultaneous realisation and settlement of the respective asset and liability will occur. Deferred tax assets and liabilities are offset where:

(a) a legally enforceable right of set-off exists; and

(b) the deferred tax assets and liabilities relate to income taxes levied by the same taxation authority on either the same taxable entity or different taxable entities, where it is intended that net settlement or simultaneous realisation and settlement of the respective asset and liability will occur in future periods in which significant amounts of deferred tax assets or liabilities are expected to be recovered or settled.

The rate of tax used to determine income tax expense (revenue) and current tax liabilities (assets) is 15%, the applicable rate for a complying superannuation fund. This rate is applied to taxable income, after any claim for exempt current pension income, where applicable. The top personal marginal tax rate is applied to a non-complying superannuation fund and to non-arm's length income (NALI).

h. Goods and Services Tax (GST)

Revenues, expenses and assets are recognised net of the amount of GST, except where the amount of GST incurred is not recoverable from the Australian Taxation Office (ATO).

The net amount of GST recoverable from, or payable to, the ATO is included with other receivables or other payables in the statement of financial position.

i. Critical Accounting Estimates and Judgments

The preparation of financial statements requires the trustees to make judgments, estimates and assumptions that affect the application of accounting policies and the reported amounts of assets and liabilities, income and expenses. Actual results may differ from these estimates.

Estimates and underlying assumptions are reviewed on an ongoing basis. Revisions to accounting estimates are recognised in the period in which the estimate is revised and in any future period affected.

j. Events Subsequent to Balance Date

The superannuation fund is an Accumulation fund and consequently any reduction or increment in market value of the fund is a reduction in member benefits. Any significant movement in the market value of investments after balance date has not been brought to account. Investments are in principle held for the long term and it is not appropriate to bring any subsequent reduction or increment in market values to account as at year end. Net movement in market values subsequent to balance date will be recognised in the next financial year.

In March 2020, the WHO classified the COVID-19 outbreak as a pandemic, based on the rapid increase in exposure globally. The full impact of the COVID-19 outbreak continues to evolve as of the date of this report. As such, it is uncertain as to the impact this will have on the superannuation fund.

Notes to the Financial Statements

For the year ended 30 June 2022

	2022 \$	2021 \$
Note 2: Australian Listed Shares		
ANZ Banking Grp Ltd - Dividends	19,462	7,948
BHP Billiton Limited - Dividends	2,031	413
Commonwealth Bank - Dividends	35,879	22,975
CSR Limited - Dividends	1,875	625
Cybg Plc Cdi 1:1 Foreign Exempt Lse	102	-
Myer Group Ltd	309	-
National Aust. Bank - Dividends	15,701	6,726
Telstra Corporation. - Dividends	400	400
Vingd Intl Shares	512	428
Westpac Banking Corp - Dividends	15,508	10,950
	91,779	50,465
Note 3: Australian Listed Unit Trust		
BetaShares Australia 200 ETF	738	279
	738	279
Note 4: Market Movement Non-Realised		
Market Movement Non-Realised - Other Assets	(1,111)	2,486
Market Movement Non-Realised - Shares - Listed	(263,967)	636,326
	(265,078)	638,812
Note 5: Fund Administration Expenses		
Bank Charges (Admin)	31	17
Insurance (Admin)	320	320
Professional Fees	2,450	1,788
Subscriptions and Registrations (Admin)	259	259
	3,060	2,384
Note 6: Fund Tax Expenses		
Income Tax Expense	(23,093)	(5,713)
Tax Accrued During Period (Deferred Tax)	(11,432)	11,432
	(34,525)	5,719

Notes to the Financial Statements

For the year ended 30 June 2022

	2022 \$	2021 \$
Note 7: Australian Listed Shares		
AMP Limited	19,100	-
ANZ Banking Grp Ltd	313,553	380,954
BHP Billiton Limited	8,250	9,714
Commonwealth Bank.	889,339	946,768
CSR Limited	20,300	28,800
Myer Group Ltd	6,695	7,313
National Aust. Bank	350,373	320,356
Telstra Corporation.	9,625	9,400
Vingd Intl Shares	23,039	24,715
Virgin Money UK plc	3,578	5,958
Westpac Banking Corp	259,643	326,367
Woodside Energy FPO	1,146	-
	1,904,641	2,060,345
Note 8: Australian Listed Unit Trust		
BetaShares Australia 200 ETF	11,404	12,515
	11,404	12,515
Note 9: Cash at Bank		
Cash at Bank	32,527	45,337
	32,527	45,337
Note 10: Sundry Debtors - Fund Level		
Sundry Debtors Number 1	189	31
Sundry Debtors Number 2	1,832	1,853
	2,021	1,884
Note 11: Provisions for Tax - Fund		
Provision for Deferred Tax (Fund)	-	11,432
Provision for Income Tax (Fund)	(23,438)	(5,841)
	(23,438)	5,591

Notes to the Financial Statements

For the year ended 30 June 2022

	2022 \$	2021 \$
Note 12A: Movements in Members' Benefits		
Liability for Members' Benefits Beginning:	2,114,489	1,488,428
Add: Increase (Decrease) in Members' Benefits	(60,371)	757,151
Less: Benefit Paid	80,089	131,089
Liability for Members' Benefits End	1,974,029	2,114,489

Note 12B: Members' Other Details

Total Unallocated Benefits	-	-
Total Forfeited Benefits	-	-
Total Preserved Benefits	848,591	945,605
Total Vested Benefits	1,974,029	2,114,489

Tax Reconciliation

For the year ended 30 June 2022

INCOME

Gross Interest Income		5.00	
Gross Dividend Income			
Imputation Credits	39,164.36		
Franked Amounts	91,381.74		
Unfranked Amounts	652.28	131,198.00	
Gross Rental Income			-
Gross Foreign Income			11.00
Gross Trust Distributions			441.00
Gross Assessable Contributions			
Employer Contributions/Untaxed Transfers	6,726.00		
Member Contributions	47,000.00	53,726.00	
Gross Capital Gain			
Net Capital Gain	83.00		
Pension Capital Gain Revenue	-	83.00	
Non-arm's length income			-
Net Other Income			17.00
Gross Income			185,481.00
Less Exempt Current Pension Income		75,481.00	
ECPI Calculation Method = Unsegregated Mandatory (using a Pension Exempt Factor of 0.57289000)			
Total Income			110,000.00
LESS DEDUCTIONS			
Other Deduction		1,973.00	
Total Deductions			1,973.00
TAXABLE INCOME			108,027.00
Gross Income Tax Expense (15% of Standard Component) (45% of Non-arm's length income)		16,204.05	
Less Foreign Tax Offset	0.33	-	
Less Other Tax Credit	-	0.33	
Tax Assessed			16,203.72
Less Imputed Tax Credit		39,296.79	
Less Other Refundable Credits		345.00	
Less Amount Already paid (for the year)		-	39,641.79
TAX DUE OR REFUNDABLE			(23,438.07)
Supervisory Levy			259.00
AMOUNT DUE OR REFUNDABLE			(23,179.07)

Member Account Balances

For the year ended 30 June 2022

Member Accounts	Opening Balance	Transfers & Tax Free Contributions	Transfers to Pension Membership	Less: Member Tax	Less: Member Expenses	Less: Withdrawals	Distributions	Closing Balance
Khamtanh, David (64)								
Accumulation								
Accum (00001)	21,656.70	-	-	3,978.90	-	-	(1,362.58)	42,841.22
Pension								
TRIS (00007) - 1.46%	881,286.71	-	-	-	-	20,089.00	(55,448.06)	805,749.65
	881,286.71	-	-	-	-	20,089.00	(55,448.06)	805,749.65
	902,943.41	-	-	3,978.90	-	20,089.00	(56,810.64)	848,590.87
Khonkeo, Sylvie (66)								
Accumulation								
Accum (00002)	-	-	-	-	-	-	-	-
Pension								
ABP (00010) - 1.61%	612,006.49	-	-	-	-	20,000.00	(38,505.72)	553,500.77
	612,006.49	-	-	-	-	20,000.00	(38,505.72)	553,500.77
	612,006.49	-	-	-	-	20,000.00	(38,505.72)	553,500.77
Liu, Kuei (62)								
Accumulation								
Accum (00003)	21,330.75	278,342.34	(299,666.36)	4,065.00	-	-	(12.23)	23,029.50
Pension								
ABP (00011) - 5.06%	278,430.13	-	-	-	-	278,342.34	(87.79)	-
ABP (00013) - 4.70%	-	-	299,666.36	-	-	20,000.00	(18,760.09)	260,906.27
	278,430.13	-	299,666.36	-	-	298,342.34	(18,847.88)	260,906.27
	299,760.88	278,342.34	-	4,065.00	-	298,342.34	(18,860.11)	283,935.77
Wong, Wendy (60)								
Accumulation								
Accum (00004)	21,330.75	305,359.38	(299,683.40)	15.00	-	-	(12.23)	27,079.50
Pension								
ABP (00012) - 5.06%	278,447.17	-	-	-	-	278,359.38	(87.79)	-
ABP (00014) - 4.70%	-	-	299,683.40	-	-	20,000.00	(18,761.16)	260,922.24
	278,447.17	-	299,683.40	-	-	298,359.38	(18,848.95)	260,922.24
	299,777.92	305,359.38	-	15.00	-	298,359.38	(18,861.18)	288,001.74
Reserve								
	-	-	-	-	-	-	-	-

Member Account Balances

For the year ended 30 June 2022

Member Accounts	Opening Balance	Transfers & Tax Free Contributions	Taxable Contributions	Transfers to Pension Membership	Less: Member Tax	Less: Member Expenses	Less: Withdrawals	Distributions	Closing Balance
TOTALS	2,114,488.70	583,701.72	53,726.00	-	8,058.90	-	636,790.72	(133,037.65)	1,974,029.15

CALCULATED FUND EARNING RATE:
(6.2917)%

APPLIED FUND EARNING RATE:
(6.2917)%

Lim Family Super Fund No. 2

Investment Summary

As at 30 June 2022

Investment	Code	Units	Average Unit Cost \$	Market Price \$	Adjusted Cost \$	Market Value \$	Gain / Loss \$	Gain / Loss %	Portfolio Weight %
Cash									
Cash at Bank	-	-	-	-	32,526.53	32,526.53	-	-	1.67
					32,526.53	32,526.53	-	-	1.67
Domestic Shares									
AMP Limited	AMP	20,000,000	1.0065	0.9550	20,129.95	19,100.00	(1,029.95)	(5.12)	0.98
ANZ Banking Grp Ltd	ANZ	14,233,000	26.7340	22.0300	380,505.41	313,552.99	(66,952.42)	(17.60)	16.09
BHP Billiton Limited	BHP	200,000	34.9255	41.2500	6,985.10	8,250.00	1,264.90	18.11	0.42
Commonwealth Bank.	CBA	9,840,000	71.4535	90.3800	703,102.04	889,339.20	186,237.16	26.49	45.64
CSR Limited	CSR	5,000,000	4.1810	4.0600	20,904.95	20,300.00	(604.95)	(2.89)	1.04
Myer Group Ltd	MYR	20,600,000	1.9393	0.3250	39,949.08	6,695.00	(33,254.08)	(83.24)	0.34
National Aust. Bank	NAB	12,792,000	26.5313	27.3900	339,388.52	350,372.88	10,984.36	3.24	17.98
Telstra Corporation.	TLS	2,500,000	3.6730	3.8500	9,182.45	9,625.00	442.55	4.82	0.49
Vingit Intl Shares	VGS	260,000	87.3565	88.6100	22,712.70	23,038.60	325.90	1.43	1.18
Virgin Money UK plc	VUK	1,619,000	4.0100	2.2100	6,492.19	3,577.99	(2,914.20)	(44.89)	0.18
Westpac Banking Corp	WBC	13,315,000	27.1259	19.5000	361,181.63	259,642.50	(101,539.13)	(28.11)	13.32
Woodside Energy FPO	WDS	36,000	29.7600	31.8400	1,071.36	1,146.24	74.88	6.99	0.06
					1,911,605.38	1,904,640.40	(6,964.98)	(0.36)	97.75
Other Assets									
BetaShares Australia 200 ETF	A200	101,000	98.5775	112.9100	9,956.33	11,403.91	1,447.58	14.54	0.59
					9,956.33	11,403.91	1,447.58	14.54	0.59
Total Investments					1,954,088.24	1,948,570.84	(5,517.40)	(0.28)	100.00

Gain / Loss \$ is equal to Market Value \$ less Adjusted Cost \$
 Gain / Loss % is equal to Gain Loss \$ divided by Adjusted Cost \$, expressed as a percentage.

Member Statement

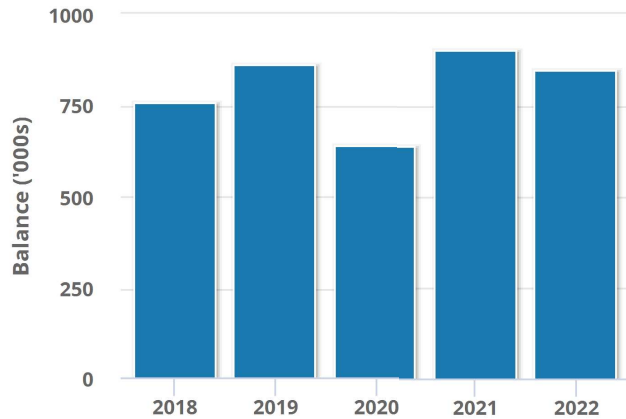
For the year ended 30 June 2022

Member details

Mr David Khamtanh
10-12 Eileen Road
CLAYTON SOUTH VIC 3169
AUSTRALIA

Date of Birth: 05/01/1958
 Eligible Service Date: 17/09/2012

Your recent balance history



YOUR OPENING BALANCE
\$902,943.41

(\$54,352.54)
Balance Decrease

YOUR CLOSING BALANCE
\$848,590.87

Your Net Fund Return

(6.2917)%

Your account at a glance

Opening Balance as at 01/07/2021 **\$902,943.41**

What has been added to your account

Employer Concessional Contributions	\$6,526.00
Self-Employed Concessional Contributions	\$20,000.00

What has been deducted from your account

Contribution Tax	\$3,978.90
Pension Payments During Period	\$20,089.00

New Earnings **(\$56,810.64)**

Closing Balance at 30/06/2022 **\$848,590.87**

Member Statement

For the year ended 30 June 2022

Consolidated - Mr David Khamtanh

ACCESS TO YOUR BENEFITS

Unrestricted non-preserved (Generally available to be withdrawn)	\$0.00
Restricted non-preserved (Generally available when you leave your employer)	\$0.00
Preserved (Generally available once you retire, after reaching your preservation age)	\$848,590.87

YOUR TAX COMPONENTS

Tax Free Component	\$13,725.47
Taxable Component	\$834,865.40

YOUR INSURANCE COVER

Death Benefit	\$0.00
Disability Benefit	\$0.00
Salary Continuance (Annual Insured Benefit)	\$0.00

YOUR TOTAL SUPERANNUATION BALANCE

Your total superannuation balance	\$848,590.87
-----------------------------------	--------------

NOTE: This amount does not include any entitlements from external super funds

INVESTMENT RETURN

The return on your investment for the year	(6.29)%
--------------------------------------------	---------

Member Statement

For the year ended 30 June 2022

Accumulation Account - Mr David Khamtanh

ACCOUNT SUMMARY

Opening Balance as at 01/07/2021	\$21,656.70
What has been added to your account	
Employer Concessional Contributions	\$6,526.00
Self-Employed Concessional Contributions	\$20,000.00
What has been deducted from your account	
Contribution Tax	\$3,978.90
New Earnings	(\$1,362.58)
Closing Balance at 30/06/2022	\$42,841.22

ACCESS TO YOUR BENEFITS

Unrestricted non-preserved (Generally available to be withdrawn)	\$0.00
Restricted non-preserved (Generally available when you leave your employer)	\$0.00
Preserved (Generally available once you retire, after reaching your preservation age)	\$42,841.22

YOUR TAX COMPONENTS

Tax Free Component	\$1,976.85
Taxable Component	\$40,864.37

Member Statement

For the year ended 30 June 2022

Transition to Retirement Pension - Mr David Khamtanh

PENSION ACCOUNT DETAILS

Member ID	00007
Pension Type	ACCOUNT - TRIS not in retirement phase
Pension Commencement Date	1/07/2020
Reversionary Pension	No

ACCOUNT SUMMARY

Opening Balance as at 01/07/2021	\$881,286.71
-----------------------------------------	---------------------

What has been deducted from your account

Pension Payments During Period	\$20,089.00
--------------------------------	-------------

New Earnings	(\$55,448.06)
---------------------	----------------------

Closing Balance at 30/06/2022	\$805,749.65
--------------------------------------	---------------------

ACCESS TO YOUR BENEFITS

Unrestricted non-preserved (Generally available to be withdrawn)	\$0.00
Restricted non-preserved (Generally available when you leave your employer)	\$0.00
Preserved (Generally available once you retire, after reaching your preservation age)	\$805,749.65

YOUR TAX COMPONENTS

Tax Free Component	\$11,748.62
Tax Free Proportion %	1.46%
Taxable Component	\$794,001.03

Member Statement

For the year ended 30 June 2022

YOUR BENEFICIARY(S) - Mr David Khamtanh

Legal Personal Representative 100.00%

Non-Binding

Email:

Phone:

FUND CONTACT DETAILS

Pablo Lorient

(03) 9480 5500

PO Box 706

Burgundy Street

HEIDELBERG VIC 3084

Member Statement

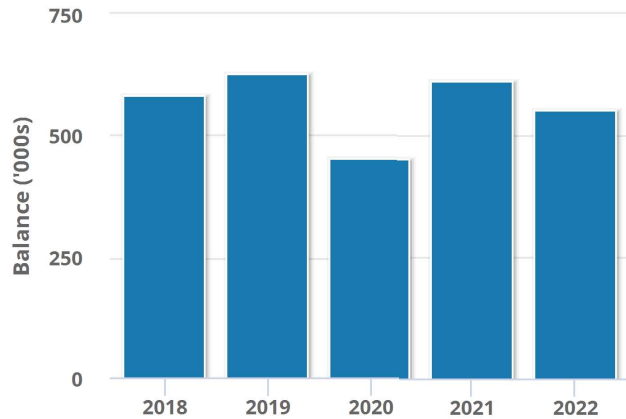
For the year ended 30 June 2022

Member details

Mrs Sylvie Khonkeo
12 Avonhurst Drive
GLEN WAVERLEY VIC 3150
AUSTRALIA

Date of Birth: 10/05/1956
Eligible Service Date: 17/09/2012

Your recent balance history



YOUR OPENING BALANCE

\$612,006.49

(\$58,505.72)

Balance Decrease

YOUR CLOSING BALANCE

\$553,500.77

Your Net Fund Return

(6.2917)%

Your account at a glance

Opening Balance as at 01/07/2021 **\$612,006.49**

What has been deducted from your account

Pension Payments During Period **\$20,000.00**

New Earnings **(\$38,505.72)**

Closing Balance at 30/06/2022 **\$553,500.77**

Member Statement

For the year ended 30 June 2022

Consolidated - Mrs Sylvie Khonkeo

ACCESS TO YOUR BENEFITS

Unrestricted non-preserved (Generally available to be withdrawn)	\$553,500.77
Restricted non-preserved (Generally available when you leave your employer)	\$0.00
Preserved (Generally available once you retire, after reaching your preservation age)	\$0.00

YOUR TAX COMPONENTS

Tax Free Component	\$8,905.70
Taxable Component	\$544,595.07

YOUR INSURANCE COVER

Death Benefit	\$0.00
Disability Benefit	\$0.00
Salary Continuance (Annual Insured Benefit)	\$0.00

YOUR TOTAL SUPERANNUATION BALANCE

Your total superannuation balance	\$553,500.77
-----------------------------------	--------------

NOTE: This amount does not include any entitlements from external super funds

INVESTMENT RETURN

The return on your investment for the year	(6.29)%
--------------------------------------------	---------

Member Statement

For the year ended 30 June 2022

Account Based Pension - Mrs Sylvie Khonkeo

PENSION ACCOUNT DETAILS

Member ID	00010
Pension Type	ACCOUNT
Pension Commencement Date	1/07/2020
Reversionary Pension	No

ACCOUNT SUMMARY

Opening Balance as at 01/07/2021	\$612,006.49
-----------------------------------------	---------------------

What has been deducted from your account

Pension Payments During Period	\$20,000.00
--------------------------------	-------------

New Earnings	(\$38,505.72)
---------------------	----------------------

Closing Balance at 30/06/2022	\$553,500.77
--------------------------------------	---------------------

ACCESS TO YOUR BENEFITS

Unrestricted non-preserved (Generally available to be withdrawn)	\$553,500.77
Restricted non-preserved (Generally available when you leave your employer)	\$0.00
Preserved (Generally available once you retire, after reaching your preservation age)	\$0.00

YOUR TAX COMPONENTS

Tax Free Component	\$8,905.70
Tax Free Proportion %	1.61%
Taxable Component	\$544,595.07

Member Statement

For the year ended 30 June 2022

YOUR BENEFICIARY(S) - Mrs Sylvie Khonkeo

Legal Personal Representative 100.00%

Non-Binding

Email:

Phone:

FUND CONTACT DETAILS

Pablo Lorient

(03) 9480 5500

PO Box 706

Burgundy Street

HEIDELBERG VIC 3084

Member Statement

For the year ended 30 June 2022

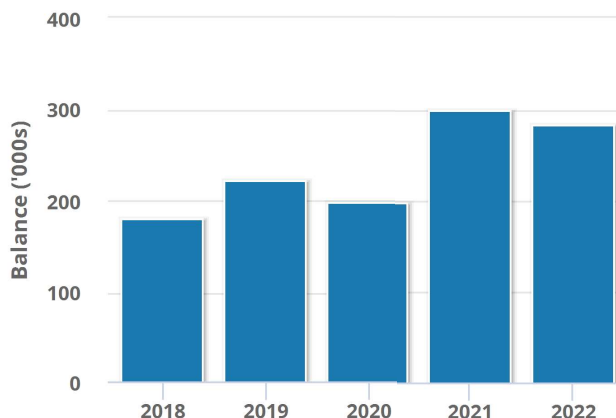
Member details

Mrs Kuei Hsiang Liu
Unit 2 / 1192 Riversdale Road
BOX HILL SOUTH VIC 3128
AUSTRALIA

Date of Birth: 28/12/1959

Eligible Service Date: 17/09/2012

Your recent balance history



YOUR OPENING BALANCE

\$299,760.88

(\$15,825.11)

Balance Decrease

YOUR CLOSING BALANCE

\$283,935.77

Your Net Fund Return

(6.2917)%

Your account at a glance

Opening Balance as at 01/07/2021 **\$299,760.88**

What has been added to your account

Employer Concessional Contributions	\$100.00
Internal Transfers	\$278,342.34
Purchase Price of Pension	\$299,666.36
Self-Employed Concessional Contributions	\$27,000.00

What has been deducted from your account

Contribution Tax	\$4,065.00
Pension Payments During Period	\$20,000.00
Transfers to Pension Account	\$299,666.36
Withdrawals/Rollouts	\$278,342.34

New Earnings **(\$18,860.11)**

Closing Balance at 30/06/2022 **\$283,935.77**

Member Statement

For the year ended 30 June 2022

Consolidated - Mrs Kuei Hsiang Liu

ACCESS TO YOUR BENEFITS

Unrestricted non-preserved (Generally available to be withdrawn)	\$283,935.77
Restricted non-preserved (Generally available when you leave your employer)	\$0.00
Preserved (Generally available once you retire, after reaching your preservation age)	\$0.00

YOUR TAX COMPONENTS

Tax Free Component	\$12,268.93
Taxable Component	\$271,666.84

YOUR INSURANCE COVER

Death Benefit	\$0.00
Disability Benefit	\$0.00
Salary Continuance (Annual Insured Benefit)	\$0.00

YOUR TOTAL SUPERANNUATION BALANCE

Your total superannuation balance	\$283,935.77
-----------------------------------	--------------

NOTE: This amount does not include any entitlements from external super funds

INVESTMENT RETURN

The return on your investment for the year	(6.29)%
--------------------------------------------	---------

Member Statement

For the year ended 30 June 2022

Accumulation Account - Mrs Kuei Hsiang Liu

ACCOUNT SUMMARY

Opening Balance as at 01/07/2021	\$21,330.75
What has been added to your account	
Employer Concessional Contributions	\$100.00
Internal Transfers	\$278,342.34
Self-Employed Concessional Contributions	\$27,000.00
What has been deducted from your account	
Contribution Tax	\$4,065.00
Transfers to Pension Account	\$299,666.36
New Earnings	(\$12.23)
Closing Balance at 30/06/2022	\$23,029.50

ACCESS TO YOUR BENEFITS

Unrestricted non-preserved (Generally available to be withdrawn)	\$23,029.50
Restricted non-preserved (Generally available when you leave your employer)	\$0.00
Preserved (Generally available once you retire, after reaching your preservation age)	\$0.00

YOUR TAX COMPONENTS

Tax Free Component	\$0.00
Taxable Component	\$23,029.50

Member Statement

For the year ended 30 June 2022

Account Based Pension - Mrs Kuei Hsiang Liu

PENSION ACCOUNT DETAILS

Member ID	00011
Pension Type	ACCOUNT
Pension Commencement Date	1/07/2020
Reversionary Pension	No

ACCOUNT SUMMARY

Opening Balance as at 01/07/2021	\$278,430.13
-----------------------------------------	---------------------

What has been deducted from your account

Withdrawals/Rollouts	\$278,342.34
----------------------	--------------

New Earnings	(\$87.79)
---------------------	------------------

Closing Balance at 30/06/2022	\$0.00
--------------------------------------	---------------

ACCESS TO YOUR BENEFITS

Unrestricted non-preserved (Generally available to be withdrawn)	\$0.00
Restricted non-preserved (Generally available when you leave your employer)	\$0.00
Preserved (Generally available once you retire, after reaching your preservation age)	\$0.00

YOUR TAX COMPONENTS

Tax Free Component	\$0.00
Tax Free Proportion %	0.00%
Taxable Component	\$0.00

Member Statement

For the year ended 30 June 2022

Account Based Pension - Mrs Kuei Hsiang Liu

PENSION ACCOUNT DETAILS

Member ID	00013
Pension Type	ACCOUNT
Pension Commencement Date	1/07/2021
Reversionary Pension	No

ACCOUNT SUMMARY

Opening Balance as at 01/07/2021	\$0.00
-----------------------------------------	---------------

What has been added to your account

Purchase Price of Pension	\$299,666.36
---------------------------	--------------

What has been deducted from your account

Pension Payments During Period	\$20,000.00
--------------------------------	-------------

New Earnings	(\$18,760.09)
---------------------	----------------------

Closing Balance at 30/06/2022	\$260,906.27
--------------------------------------	---------------------

ACCESS TO YOUR BENEFITS

Unrestricted non-preserved (Generally available to be withdrawn)	\$260,906.27
Restricted non-preserved (Generally available when you leave your employer)	\$0.00
Preserved (Generally available once you retire, after reaching your preservation age)	\$0.00

YOUR TAX COMPONENTS

Tax Free Component	\$12,268.93
Tax Free Proportion %	4.70%
Taxable Component	\$248,637.34

Member Statement

For the year ended 30 June 2022

YOUR BENEFICIARY(S) - Mrs Kuei Hsiang Liu

Legal Personal Representative 100.00%

Non-Binding

Email:

Phone:

FUND CONTACT DETAILS

Pablo Lorient

(03) 9480 5500

PO Box 706

Burgundy Street

HEIDELBERG VIC 3084

Member Statement

For the year ended 30 June 2022

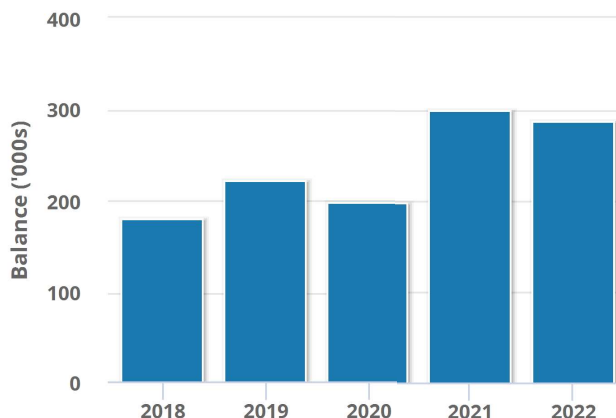
Member details

Mrs Wendy Wong
Unit 2 / 1192 Riversdale Road
BOX HILL SOUTH VIC 3128
AUSTRALIA

Date of Birth: 04/03/1962

Eligible Service Date: 17/09/2012

Your recent balance history



YOUR OPENING BALANCE

\$299,777.92

(\$11,776.18)

Balance Decrease

YOUR CLOSING BALANCE

\$288,001.74

Your Net Fund Return

(6.2917)%

Your account at a glance

Opening Balance as at 01/07/2021 **\$299,777.92**

What has been added to your account

Employer Concessional Contributions	\$100.00
Internal Transfers	\$278,359.38
Member Non-Concessional Contributions	\$27,000.00
Purchase Price of Pension	\$299,683.40

What has been deducted from your account

Contribution Tax	\$15.00
Pension Payments During Period	\$20,000.00
Transfers to Pension Account	\$299,683.40
Withdrawals/Rollouts	\$278,359.38

New Earnings **(\$18,861.18)**

Closing Balance at 30/06/2022 **\$288,001.74**

Member Statement

For the year ended 30 June 2022

Consolidated - Mrs Wendy Wong

ACCESS TO YOUR BENEFITS

Unrestricted non-preserved (Generally available to be withdrawn)	\$288,001.74
Restricted non-preserved (Generally available when you leave your employer)	\$0.00
Preserved (Generally available once you retire, after reaching your preservation age)	\$0.00

YOUR TAX COMPONENTS

Tax Free Component	\$39,269.73
Taxable Component	\$248,732.01

YOUR INSURANCE COVER

Death Benefit	\$0.00
Disability Benefit	\$0.00
Salary Continuance (Annual Insured Benefit)	\$0.00

YOUR TOTAL SUPERANNUATION BALANCE

Your total superannuation balance	\$288,001.74
-----------------------------------	--------------

NOTE: This amount does not include any entitlements from external super funds

INVESTMENT RETURN

The return on your investment for the year	(6.29)%
--------------------------------------------	---------

Member Statement

For the year ended 30 June 2022

Accumulation Account - Mrs Wendy Wong

ACCOUNT SUMMARY

Opening Balance as at 01/07/2021	\$21,330.75
What has been added to your account	
Employer Concessional Contributions	\$100.00
Internal Transfers	\$278,359.38
Member Non-Concessional Contributions	\$27,000.00
What has been deducted from your account	
Contribution Tax	\$15.00
Transfers to Pension Account	\$299,683.40
New Earnings	(\$12.23)
Closing Balance at 30/06/2022	\$27,079.50

ACCESS TO YOUR BENEFITS

Unrestricted non-preserved (Generally available to be withdrawn)	\$27,079.50
Restricted non-preserved (Generally available when you leave your employer)	\$0.00
Preserved (Generally available once you retire, after reaching your preservation age)	\$0.00

YOUR TAX COMPONENTS

Tax Free Component	\$27,000.00
Taxable Component	\$79.50

Member Statement

For the year ended 30 June 2022

Account Based Pension - Mrs Wendy Wong

PENSION ACCOUNT DETAILS

Member ID	00012
Pension Type	ACCOUNT
Pension Commencement Date	1/07/2020
Reversionary Pension	No

ACCOUNT SUMMARY

Opening Balance as at 01/07/2021	\$278,447.17
-----------------------------------------	---------------------

What has been deducted from your account

Withdrawals/Rollouts	\$278,359.38
----------------------	--------------

New Earnings	(\$87.79)
---------------------	------------------

Closing Balance at 30/06/2022	\$0.00
--------------------------------------	---------------

ACCESS TO YOUR BENEFITS

Unrestricted non-preserved (Generally available to be withdrawn)	\$0.00
Restricted non-preserved (Generally available when you leave your employer)	\$0.00
Preserved (Generally available once you retire, after reaching your preservation age)	\$0.00

YOUR TAX COMPONENTS

Tax Free Component	\$0.00
Tax Free Proportion %	0.00%
Taxable Component	\$0.00

Member Statement

For the year ended 30 June 2022

Account Based Pension - Mrs Wendy Wong

PENSION ACCOUNT DETAILS

Member ID	00014
Pension Type	ACCOUNT
Pension Commencement Date	1/07/2021
Reversionary Pension	No

ACCOUNT SUMMARY

Opening Balance as at 01/07/2021	\$0.00
-----------------------------------------	---------------

What has been added to your account

Purchase Price of Pension	\$299,683.40
---------------------------	--------------

What has been deducted from your account

Pension Payments During Period	\$20,000.00
--------------------------------	-------------

New Earnings	(\$18,761.16)
---------------------	----------------------

Closing Balance at 30/06/2022	\$260,922.24
--------------------------------------	---------------------

ACCESS TO YOUR BENEFITS

Unrestricted non-preserved (Generally available to be withdrawn)	\$260,922.24
Restricted non-preserved (Generally available when you leave your employer)	\$0.00
Preserved (Generally available once you retire, after reaching your preservation age)	\$0.00

YOUR TAX COMPONENTS

Tax Free Component	\$12,269.73
Tax Free Proportion %	4.70%
Taxable Component	\$248,652.51

Member Statement

For the year ended 30 June 2022

YOUR BENEFICIARY(S) - Mrs Wendy Wong

Legal Personal Representative 100.00%

Non-Binding

Email:

Phone:

FUND CONTACT DETAILS

Pablo Lorient

(03) 9480 5500

PO Box 706

Burgundy Street

HEIDELBERG VIC 3084
