

Financial statements and reports for the year ended
30 June 2021

L & E Noicos Superannuation Fund

Operating Statement

Statement of Financial Position

Notes to the Financial Statements

Members Statement

Trustees Declaration

Compilation Report

SMSF Annual Return

Investment Summary with Market Movement

Investment Performance

Investment Income

Investment Total Return

Trustee Minute / Resolution

Operating Statement

For the year ended 30 June 2021



	Note	2021 \$	2020 \$
Income			
Investment Income			
Trust Distributions	10	1,792	574
Dividends Received	9	3,855	393
Interest Received		1,265	4,881
Investment Gains			
Changes in Market Values	11	124,552	(59,298)
Contribution Income			
Employer Contributions		25,000	25,000
Personal Concessional		25,000	0
Personal Non Concessional		21,163	67,172
Total Income		<u>202,627</u>	<u>38,722</u>
Expenses			
Accountancy Fees		3,300	2,750
Actuarial Fee		110	110
ATO Supervisory Levy		259	259
Auditor's Remuneration		330	0
ASIC Fees		55	54
Trustee Fees		242	231
		<u>4,296</u>	<u>3,404</u>
Member Payments			
Pensions Paid		20,000	31,000
Total Expenses		<u>24,296</u>	<u>34,404</u>
Benefits accrued as a result of operations before income tax		<u>178,332</u>	<u>4,318</u>
Income Tax Expense	12	5,499	3,113
Benefits accrued as a result of operations		<u>172,834</u>	<u>1,206</u>

Refer to compilation report.. The financial statements use XYZ General Reporting Standards

L & E Noicos Superannuation Fund
Statement of Financial Position



As at 30 June 2021

	Note	2021 \$	2020 \$
Assets			
Investments			
Shares in Listed Companies (Australian)	2	86,150	67,390
Shares in Listed Companies (Overseas)	3	158,996	9,302
Units in Listed Unit Trusts (Australian)	4	18,647	49,033
Total Investments		<u>263,793</u>	<u>125,725</u>
Other Assets			
Formation Expenses		1,089	1,089
Distributions Receivable		87	560
Adelaide CMA (4507 QT2)		0	1,920
Nabtrade Cash Clearing Account #3365		10,867	3,399
Nabtrade Cash Account NT2045267-005		360,601	329,177
Income Tax Refundable		0	3,824
Total Other Assets		<u>372,644</u>	<u>339,969</u>
Total Assets		<u>636,437</u>	<u>465,694</u>
Less:			
Liabilities			
Income Tax Payable		2,384	0
PAYG Payable		0	1,734
Sundry Creditors		297	3,035
Total Liabilities		<u>2,681</u>	<u>4,769</u>
Net assets available to pay benefits		<u>633,756</u>	<u>460,925</u>
Represented by:			
Liability for accrued benefits allocated to members' accounts	6, 7		
Noicos, Ivka - Accumulation		24,113	0
Noicos, Ivka - Pension (Account Based Pension 4)		0	253,333
Noicos, Ivka - Pension (Account Based Pension 5)		315,494	0
Noicos, Lazaros - Accumulation		47,416	87,972
Noicos, Lazaros - Pension (Account Based Pension 5)		0	119,620
Noicos, Lazaros - Pension (Account Based Pension 6)		246,733	0
Total Liability for accrued benefits allocated to members' accounts		<u>633,756</u>	<u>460,925</u>

Refer to compilation report.. The financial statements use XYZ General Reporting Standards

Note 1: Summary of Significant Accounting Policies

The trustees have prepared the financial statements on the basis that the superannuation fund is a non-reporting entity because there are no users dependent on general purpose financial statements. The financial statements are therefore special purpose financial statements that have been prepared in order to meet the requirements of the Superannuation Industry (Supervision) Act 1993 and associated Regulations, the trust deed of the fund and the needs of members.

The financial statements have been prepared on a cash basis and are based on historical costs, except for investments which have been measured at market value.

The following significant accounting policies, which are consistent with the policies applied in the previous period unless otherwise stated, have been adopted in the preparation of the financial statements.

The financial statements were authorised for issue by the Director(s).

a. Measurement of Investments

The fund initially recognises:

- (i) an investment when it controls the future economic benefits expected to flow from the asset. For financial assets, the trade date is considered to be the date on which control of the future economic benefits attributable to the asset passes to the fund; and
- (ii) a financial liability on the date it becomes a party to the contractual provisions of the instrument.

Investments of the fund have been measured at market value, which refers to the amount that a willing buyer could reasonably be expected to pay to acquire the asset from a willing seller if the following assumptions were made:

- that the buyer and the seller deal with each other at arm's length in relation to the sale;
- that the sale occurred after proper marketing of the asset; and
- that the buyer and the seller acted knowledgeably and prudentially in relation to the sale.

Market value has been determined as follows:

- (i) shares and other securities listed on the Australian Securities Exchange by reference to the relevant market quotations at the end of the reporting period;
- (ii) units in managed funds by reference to the unit redemption price at the end of the reporting period;
- (iii) fixed-interest securities by reference to the redemption price at the end of the reporting period;
- (iv) unlisted investments are stated at trustees' assessment based on estimated market value at balance date or where necessary, an external valuer's opinion; and
- (v) investment properties at the trustees' assessment of the market value or where necessary a qualified independent valuer's opinion at the end of reporting period.

Financial liabilities, such as trade creditors and other payables, are measured at the gross value of the outstanding balance at the end of the reporting period. The trustees have determined that the gross values of the fund's financial liabilities is equivalent to their market values. Any remeasurement changes in the gross values of non-current financial liabilities (including liabilities for members' accrued benefits) are recognised in the operating statement in the periods in which they occur.

b. Cash and Cash Equivalents

Cash and cash equivalents include cash on hand and at call, deposits with banks and short-term, highly liquid investments that are readily convertible to cash and subject to an insignificant risk of change in value.

c. Revenue

Revenue is recognised at the fair value of the consideration received or receivable.

Interest revenue

Interest revenue is recognised in respect of fixed-interest securities, and cash and cash equivalent balances. Interest revenue is recognised upon receipt.

Notes to the Financial Statements

For the year ended 30 June 2021

Dividend revenue

Dividend revenue is recognised when the dividend has been paid or, in the case of dividend reinvestment schemes, when the dividend is credited to the benefit of the fund.

Rental revenue

Rental revenue arising from operating leases on investment properties is recognised upon receipt.

Distribution revenue

Distributions from unit trusts and managed funds are recognised as at the date the unit value is quoted ex-distribution and if not received at the end of the reporting period, are reflected in the statement of financial position as a receivable at market value.

Remeasurement changes in market values

Remeasurement changes in the market values of assets are recognised as income and determined as the difference between the market value at year-end or consideration received (if sold during the year) and the market value as at the prior year-end or cost (if acquired during the period).

d. Liability for Accrued Benefits

The liability for accrued benefits represents the fund's present obligation to pay benefits to members and beneficiaries, and has been calculated as the difference between the carrying amount of the assets and the carrying amount of the other payables and income tax liabilities as at the end of the reporting period.

e. Critical Accounting Estimates and Judgements

The preparation of financial statements requires the trustees to make judgements, estimates and assumptions that affect the application of accounting policies and the reported amounts of assets and liabilities, income and expenses. Actual results may differ from these estimates.

Estimates and underlying assumptions are reviewed on an ongoing basis. Revisions to accounting estimates are recognised in the period in which the estimate is revised and in any future period affected.

Note 2: Shares in Listed Companies (Australian)

	2021 \$	2020 \$
Amaero International Ltd	4,546	0
Australian Foundation Investment Company Limited	19,800	18,556
Argo Investments Limited	20,369	17,659
Euro Manganese Inc	2,446	0
Etf's Fang+ Etf	5,722	0
Lithium Australia NI	1,420	0
Pilbara Minerals Limited	2,917	0
Province Resources Ltd	2,228	0
Selfwealth Limited	3,105	0
Vulcan Energy Resources Limited	4,420	0

Notes to the Financial Statements

For the year ended 30 June 2021

WAM Capital Limited	0	15,346
Whitehawk Limited	1,154	0
Wam Leaders Limited	18,023	15,829
	86,150	67,390

Note 3: Shares in Listed Companies (Overseas)

	2021 \$	2020 \$
Airbnb Inc - Ordinary Shares - Class A	2,198	0
ARK ETF Shs Innovation	5,728	5,174
ARK ETF Shs Web x.0	5,377	0
Clover Health Investments Corp - Ordinary Shares - Class A	3,386	0
Coinbase Global Inc - Ordinary Shares - Class A	6,904	0
Amplify ETF Trust - Amplify Online Retail ETF	5,712	0
Social Capital Hedosophia Holdings Corp IV - Ordinary Shares - Class A	3,762	0
Social Capital Hedosophia Holdings Corp VI - Ordinary Shares - Class A	4,115	0
Marathon Digital Holdings Inc	22,351	0
Maxar Technologies Inc	4,842	0
Opendoor Technologies Inc	6,712	0
Overstock.Com Inc	2,190	0
Palantir Technologies Inc - Ordinary Shares - Class A	1,824	0
Pershing Square Tontine Holdings Ltd - Ordinary Shares - Class A	4,350	0
Invesco Exchange-Traded Fund Trust II - Invesco NASDAQ Next Gen 100 ETF	2,811	0
Invesco Exchange-Traded Fund Trust II - Invesco NASDAQ 100 ETF	1,937	0
Riot Blockchain Inc	22,903	0
SoFi Technologies Inc	7,880	0
Virgin Galactic Holdings Inc - Ordinary Shares - Class A	10,597	0
Dirx Dly S&P500 Shs	0	1,762
Block Inc - Ordinary Shares - Class A	3,286	0
Dx Daily Tech Shs	0	2,366

Notes to the Financial Statements

For the year ended 30 June 2021

Tesla Inc	18,357	0
WisdomTree Trust - WisdomTree Cloud Computing Fund	11,772	0
	158,994	9,302

Note 4: Units in Listed Unit Trusts (Australian)

	2021 \$	2020 \$
Betashares Nasdaq 100 Etf	0	9,941
Spdr S&p/asx 200 Listed Property Fund	0	3,661
Vanguard Ftse Asia Ex Japan Shares Index Etf	9,296	2,009
Vanguard Australian Fixed Interest Index Etf	0	9,983
Vanguard Australian Property Securities Index Etf	0	3,885
Vanguard All-world Ex-us Shares Index Etf	0	1,940
Vanguard Australian Government Bond Index Etf	0	9,990
Vanguard Ftse Emerging Markets Shares Etf	9,351	2,013
Vanguard Us Total Market Shares Index Etf	0	5,609
	18,647	49,031

Note 6: Liability for Accrued Benefits

	2021 \$	2020 \$
Liability for accrued benefits at beginning of year	460,923	534,717
Benefits accrued as a result of operations	172,833	1,206
Current year member movements	0	(75,000)
Liability for accrued benefits at end of year	633,757	460,923

Note 7: Vested Benefits

Vested benefits are benefits that are not conditional upon continued membership of the fund (or any factor other than resignation from the plan) and include benefits which members were entitled to receive had they terminated their fund membership as at the end of the reporting period.

Notes to the Financial Statements

For the year ended 30 June 2021

	2021 \$	2020 \$
Vested Benefits	633,757	460,923

Note 8: Guaranteed Benefits

No guarantees have been made in respect of any part of the liability for accrued benefits.

Note 9: Dividends

	2021 \$	2020 \$
ARK ETF Shs ARK Fintech Innovation Fund	20	0
ARK ETF Shs Innovation	132	0
ARK ETF Shs Web x.0	73	0
Amplif ETF Trst Shs Transformational Data Sharing ETF	121	0
Amplify ETF Trust - Amplify Online Retail ETF	38	0
Argo Investments Limited	824	391
Australian Foundation Investment Company Limited	818	0
Dirx Dly S&P500 Shs	5	0
Dx Daily Tech Shs	0	2
Invesco Exchange-Traded Fund Trust II - Invesco NASDAQ 100 ETF	11	0
Invesco Exchange-Traded Fund Trust II - Invesco NASDAQ Next Gen 100 ETF	4	0
Maxar Technologies Inc	2	0
WAM Capital Limited	922	0
Wam Leaders Limited	884	0
	3,854	393

Notes to the Financial Statements

For the year ended 30 June 2021

Note 10: Trust Distributions

	2021 \$	2020 \$
Vanguard Ftse Emerging Markets Shares Etf	109	11
Vanguard All-world Ex-us Shares Index Etf	9	21
Vanguard Us Total Market Shares Index Etf	17	17
Vanguard Australian Fixed Interest Index Etf	604	122
Betashares Nasdaq 100 Etf	271	0
Vanguard Australian Government Bond Index Etf	618	110
Spdr S&p/asx 200 Listed Property Fund	17	234
Vanguard Australian Property Securities Index Etf	50	42
Vanguard Ftse Asia Ex Japan Shares Index Etf	97	16
	1,792	573

Note 11: Changes in Market Values Unrealised Movements in Market Value

	2021 \$	2020 \$
Shares in Listed Companies (Australian)		
Amaero International Ltd	(453)	0
Argo Investments Limited	3,997	(388)
Australian Foundation Investment Company Limited	4,291	529
Etf's Fang+ Etf	504	0
Euro Manganese Inc	(1,538)	0
Lithium Australia NI	(1,080)	0
Pilbara Minerals Limited	418	0
Province Resources Ltd	(272)	0
Selfwealth Limited	(1,887)	0
Vulcan Energy Resources Limited	(571)	0
WAM Capital Limited	652	(652)
Wam Leaders Limited	6,097	(132)
Whitehawk Limited	(1,826)	0
	8,331	(645)
Shares in Listed Companies (Overseas)		
ARK ETF Shs Innovation	2,225	259
ARK ETF Shs Web x.0	979	0

Notes to the Financial Statements

For the year ended 30 June 2021

Airbnb Inc - Ordinary Shares - Class A	286	0
Amplify ETF Trust - Amplify Online Retail ETF	1,235	0
Block Inc - Ordinary Shares - Class A	895	0
Clover Health Investments Corp - Ordinary Shares - Class A	(1,528)	0
Coinbase Global Inc - Ordinary Shares - Class A	(2,435)	0
Dirx Dly S&P500 Shs	1,264	(1,264)
Dx Daily Tech Shs	908	(908)
Invesco Exchange-Traded Fund Trust II - Invesco NASDAQ 100 ETF	239	0
Invesco Exchange-Traded Fund Trust II - Invesco NASDAQ Next Gen 100 ETF	358	0
Marathon Digital Holdings Inc	20,182	0
Maxar Technologies Inc	1,252	0
Opendoor Technologies Inc	1,827	0
Overstock.Com Inc	(346)	0
Palantir Technologies Inc - Ordinary Shares - Class A	132	0
Pershing Square Tontine Holdings Ltd - Ordinary Shares - Class A	(527)	0
Riot Blockchain Inc	19,512	0
SoFi Technologies Inc	2,953	0
Social Capital Hedosophia Holdings Corp IV - Ordinary Shares - Class A	(1,138)	0
Social Capital Hedosophia Holdings Corp VI - Ordinary Shares - Class A	(776)	0
Tesla Inc	10,138	0
Virgin Galactic Holdings Inc - Ordinary Shares - Class A	6,972	0
WisdomTree Trust - WisdomTree Cloud Computing Fund	2,000	0
	66,607	(1,913)
Units in Listed Unit Trusts (Australian)		
Betashares Nasdaq 100 Etf	52	(52)
Spdr S&p/asx 200 Listed Property Fund	332	(332)
Vanguard All-world Ex-us Shares Index Etf	1	(1)
Vanguard Australian Fixed Interest Index Etf	(3)	3

Notes to the Financial Statements

For the year ended 30 June 2021

Vanguard Australian Government Bond Index Etf	3	(3)
Vanguard Australian Property Securities Index Etf	86	(86)
Vanguard Ftse Asia Ex Japan Shares Index Etf	1,072	62
Vanguard Ftse Emerging Markets Shares Etf	1,117	51
Vanguard Us Total Market Shares Index Etf	195	(195)
	2,856	(554)
Total Unrealised Movement	77,793	(3,112)
Realised Movements in Market Value		
	2021	2020
	\$	\$
Shares in Listed Companies (Australian)		
Argo Investments Limited	1,293	(8,041)
Australian Foundation Investment Company Limited	1,149	(6,529)
Tyro Payments Limited	(1,490)	0
WAM Capital Limited	2,101	(3,497)
Wam Leaders Limited	1,865	(6,464)
	4,918	(24,531)
Shares in Listed Companies (Overseas)		
ARK ETF Shs ARK Fintech Innovation Fund	790	0
ARK ETF Shs Innovation	1,156	0
ARK ETF Shs Web x.0	135	0
Alteryx Inc - Ordinary Shares - Class A	(326)	0
Amplif ETF Trst Shs Transformational Data Sharing ETF	5,221	0
Amplify ETF Trust - Amplify Online Retail ETF	721	0
Dirx Dly S&P500 Shs	(439)	0
Dx Daily Tech Shs	180	0
Invesco Exchange-Traded Fund Trust II - Invesco NASDAQ 100 ETF	160	0
Marathon Digital Holdings Inc	7,824	0
Microstrategy Inc. - Ordinary Shares - Class A	5,408	0
Overstock.Com Inc	(228)	0
Palantir Technologies Inc - Ordinary Shares - Class A	(11)	0

Notes to the Financial Statements

For the year ended 30 June 2021

Riot Blockchain Inc	3,923	0
Tesla Inc	23,679	0
	48,193	0
Units in Listed Unit Trusts (Australian)		
Betashares Nasdaq 100 Etf	1,478	(2,713)
EQT PIMCO Australian Bond Fund	0	(1,082)
PIMCO Global Bond Fund - Wholesale Class	0	(2,155)
RARE Infrastructure Income Fund CIB	0	(4,836)
Spdr Dow Jones Global Real Estate Fund	0	(2,917)
Spdr S&p/asx 200 Listed Property Fund	103	0
UBS Australian Bond Fund	0	(622)
Vaneck Vectors Ftse Global Infrastructure (hedged) Etf	0	(1,629)
Vanguard All-world Ex-us Shares Index Etf	197	(2,194)
Vanguard Australian Fixed Interest Index Etf	(4,307)	(278)
Vanguard Australian Government Bond Index Etf	(4,706)	(76)
Vanguard Australian Property Securities Index Etf	326	(8,229)
Vanguard Ftse Asia Ex Japan Shares Index Etf	0	(357)
Vanguard Ftse Emerging Markets Shares Etf	0	(469)
Vanguard Global Infrastructure Index Etf	0	(885)
Vanguard Us Total Market Shares Index Etf	557	(3,216)
	(6,352)	(31,658)
Total Realised Movement	46,759	(56,189)
Changes in Market Values	124,552	(59,301)
Note 12: Income Tax Expense		
	2021	2020
The components of tax expense comprise	\$	\$
Current Tax	5,498	3,112
Income Tax Expense	5,498	3,112

Notes to the Financial Statements

For the year ended 30 June 2021

The prima facie tax on benefits accrued before income tax is reconciled to the income tax as follows:

Prima facie tax payable on benefits accrued before income tax at 15%	26,750	648
Less:		
Tax effect of:		
Non Taxable Contributions	3,174	10,076
Increase in MV of Investments	11,669	0
Exempt Pension Income	1,143	867
Realised Accounting Capital Gains	7,014	(8,428)
Accounting Trust Distributions	269	86
Add:		
Tax effect of:		
Decrease in MV of Investments	0	467
SMSF Non-Deductible Expenses	58	28
Pension Payments	3,000	4,650
Franking Credits	222	25
Foreign Credits	6	2
Credit for Tax Withheld - Foreign resident	9	0
Taxable Trust Distributions	170	52
Distributed Foreign Income	37	11
Rounding	1	0
Income Tax on Taxable Income or Loss	6,984	3,282
Less credits:		
Franking Credits	1,479	169
Foreign Credits	2	0
Credit for Tax Withheld - Foreign resident withholding	4	0
Current Tax or Refund	5,499	3,113

L & E Noicos Superannuation Fund Members Statement



Ivka Noicos
12 Torrens Street
College Park, South Australia, 5069, Australia

Your Details

Date of Birth : Provided
Age: 59
Tax File Number: Provided
Date Joined Fund: 19/06/2008
Service Period Start Date: 22/07/2002
Date Left Fund:
Member Code: NOIIVK00001A
Account Start Date: 19/06/2008
Account Phase: Accumulation Phase
Account Description: Accumulation

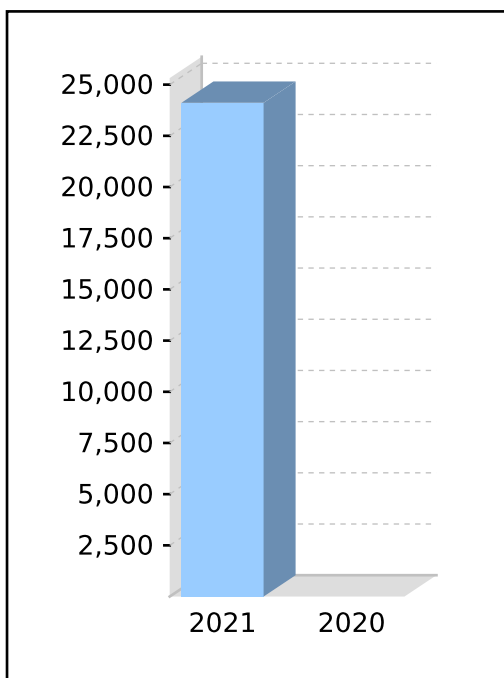
Nominated Beneficiaries N/A
Vested Benefits 24,113

Your Balance

Total Benefits 24,113

Preservation Components
Preserved 24,113
Unrestricted Non Preserved
Restricted Non Preserved

Tax Components
Tax Free
Taxable 24,113
Investment Earnings Rate 28%



Your Detailed Account Summary

	This Year
Opening balance at 01/07/2020	
<u>Increases to Member account during the period</u>	
Employer Contributions	
Personal Contributions (Concessional)	25,000
Personal Contributions (Non Concessional)	
Government Co-Contributions	
Other Contributions	
Proceeds of Insurance Policies	
Transfers In	
Net Earnings	2,675
Internal Transfer In	253,331
<u>Decreases to Member account during the period</u>	
Pensions Paid	
Contributions Tax	3,750
Income Tax	(188)
No TFN Excess Contributions Tax	
Excess Contributions Tax	
Refund Excess Contributions	
Division 293 Tax	
Insurance Policy Premiums Paid	
Management Fees	
Member Expenses	
Benefits Paid/Transfers Out	
Superannuation Surcharge Tax	
Internal Transfer Out	253,331
Closing balance at 30/06/2021	24,113

Trustee's Disclaimer

This statement has been prepared by the Trustee for the member whose name appears at the top of this statement. Every effort has been made by the Trustee to ensure the accuracy and completeness of this Statement. The Trustee does not accept any liability for any error, omission or misprint. All amounts shown in relation to benefits do not take into account any amounts which may be withheld to satisfy the requirements imposed by the Income Tax Assessment Act 1936.

Signed by all the trustees of the fund

Lazaros Noicos
Director

Ivka Noicos
Director

L & E Noicos Superannuation Fund Members Statement



Ivka Noicos
12 Torrens Street
College Park, South Australia, 5069, Australia

Your Details

Date of Birth : Provided
Age: 59
Tax File Number: Provided
Date Joined Fund: 19/06/2008
Service Period Start Date: 22/07/2002
Date Left Fund:
Member Code: NOIIVK00228P
Account Start Date: 01/07/2020
Account Phase: Retirement Phase
Account Description: Account Based Pension 5

Nominated Beneficiaries Lazaros Noicos
Vested Benefits 315,494

Your Balance

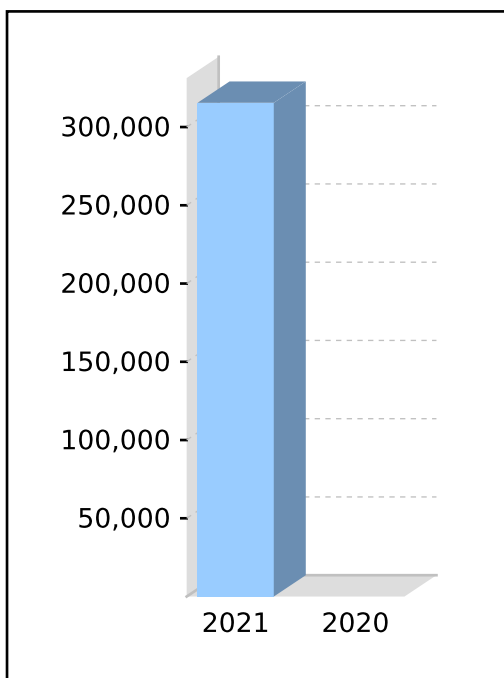
Total Benefits 315,494

Preservation Components

Preserved
Unrestricted Non Preserved 315,494
Restricted Non Preserved

Tax Components

Tax Free (91.69%) 289,264
Taxable 26,230
Investment Earnings Rate 27%



Your Detailed Account Summary

This Year

Opening balance at 01/07/2020	
<u>Increases to Member account during the period</u>	
Employer Contributions	
Personal Contributions (Concessional)	
Personal Contributions (Non Concessional)	
Government Co-Contributions	
Other Contributions	
Proceeds of Insurance Policies	
Transfers In	
Net Earnings	67,263
Internal Transfer In	253,331
<u>Decreases to Member account during the period</u>	
Pensions Paid	5,100
Contributions Tax	
Income Tax	
No TFN Excess Contributions Tax	
Excess Contributions Tax	
Refund Excess Contributions	
Division 293 Tax	
Insurance Policy Premiums Paid	
Management Fees	
Member Expenses	
Benefits Paid/Transfers Out	
Superannuation Surcharge Tax	
Internal Transfer Out	
Closing balance at 30/06/2021	315,494

Trustee's Disclaimer

This statement has been prepared by the Trustee for the member whose name appears at the top of this statement. Every effort has been made by the Trustee to ensure the accuracy and completeness of this Statement. The Trustee does not accept any liability for any error, omission or misprint. All amounts shown in relation to benefits do not take into account any amounts which may be withheld to satisfy the requirements imposed by the Income Tax Assessment Act 1936.

Signed by all the trustees of the fund

Lazaros Noicos
Director

Ivka Noicos
Director

L & E Noicos Superannuation Fund

Members Statement



Lazaros Noicos
 12 Torrens Street
 College Park, South Australia, 5069, Australia

Your Details

Date of Birth : Provided
 Age: 70
 Tax File Number: Provided
 Date Joined Fund: 19/06/2008
 Service Period Start Date: 28/09/1987
 Date Left Fund:
 Member Code: NOILAZ00001A
 Account Start Date: 19/06/2008
 Account Phase: Accumulation Phase
 Account Description: Accumulation

Nominated Beneficiaries N/A
 Vested Benefits 47,416

Your Balance

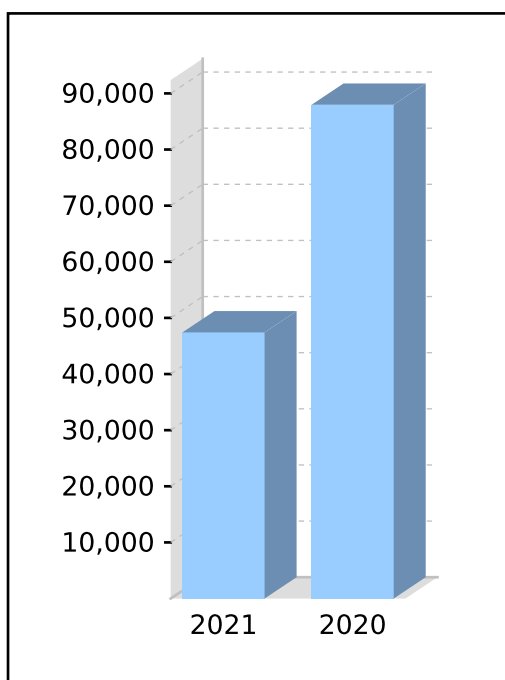
Total Benefits 47,416

Preservation Components

Preserved
 Unrestricted Non Preserved 47,416
 Restricted Non Preserved

Tax Components

Tax Free 21,163
 Taxable 26,253
 Investment Earnings Rate 28%



Your Detailed Account Summary

	This Year
Opening balance at 01/07/2020	87,972
<u>Increases to Member account during the period</u>	
Employer Contributions	25,000
Personal Contributions (Concessional)	
Personal Contributions (Non Concessional)	21,163
Government Co-Contributions	
Other Contributions	
Proceeds of Insurance Policies	
Transfers In	
Net Earnings	4,676
Internal Transfer In	119,620
<u>Decreases to Member account during the period</u>	
Pensions Paid	
Contributions Tax	3,750
Income Tax	(328)
No TFN Excess Contributions Tax	
Excess Contributions Tax	
Refund Excess Contributions	
Division 293 Tax	
Insurance Policy Premiums Paid	
Management Fees	
Member Expenses	
Benefits Paid/Transfers Out	
Superannuation Surcharge Tax	
Internal Transfer Out	207,593
Closing balance at 30/06/2021	47,416

Trustee's Disclaimer

This statement has been prepared by the Trustee for the member whose name appears at the top of this statement. Every effort has been made by the Trustee to ensure the accuracy and completeness of this Statement. The Trustee does not accept any liability for any error, omission or misprint. All amounts shown in relation to benefits do not take into account any amounts which may be withheld to satisfy the requirements imposed by the Income Tax Assessment Act 1936.

Signed by all the trustees of the fund

Lazaros Noicos
Director

Ivka Noicos
Director

L & E Noicos Superannuation Fund

Members Statement



Lazaros Noicos
 12 Torrens Street
 College Park, South Australia, 5069, Australia

Your Details

Date of Birth : Provided
 Age: 70
 Tax File Number: Provided
 Date Joined Fund: 19/06/2008
 Service Period Start Date: 28/09/1987
 Date Left Fund:
 Member Code: NOILAZ00122P
 Account Start Date: 01/07/2020
 Account Phase: Retirement Phase
 Account Description: Account Based Pension 6

Nominated Beneficiaries Ivka Noicos
 Vested Benefits 246,733

Your Balance

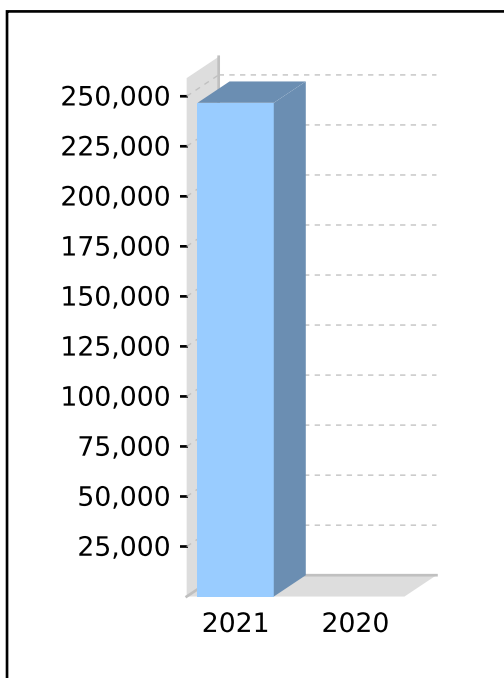
Total Benefits 246,733

Preservation Components

Preserved
 Unrestricted Non Preserved 246,733
 Restricted Non Preserved

Tax Components

Tax Free (79.43%) 195,986
 Taxable 51,650
 Investment Earnings Rate 27%



Your Detailed Account Summary

This Year

Opening balance at 01/07/2020

Increases to Member account during the period

Employer Contributions
 Personal Contributions (Concessional)
 Personal Contributions (Non Concessional)
 Government Co-Contributions
 Other Contributions
 Proceeds of Insurance Policies
 Transfers In
 Net Earnings 54,040
 Internal Transfer In 207,593

Decreases to Member account during the period

Pensions Paid 14,900
 Contributions Tax
 Income Tax
 No TFN Excess Contributions Tax
 Excess Contributions Tax
 Refund Excess Contributions
 Division 293 Tax
 Insurance Policy Premiums Paid
 Management Fees
 Member Expenses
 Benefits Paid/Transfers Out
 Superannuation Surcharge Tax
 Internal Transfer Out

Closing balance at 30/06/2021 246,733

Trustee's Disclaimer

This statement has been prepared by the Trustee for the member whose name appears at the top of this statement. Every effort has been made by the Trustee to ensure the accuracy and completeness of this Statement. The Trustee does not accept any liability for any error, omission or misprint. All amounts shown in relation to benefits do not take into account any amounts which may be withheld to satisfy the requirements imposed by the Income Tax Assessment Act 1936.

Signed by all the trustees of the fund

Lazaros Noicos
Director

Ivka Noicos
Director



Trustees Declaration

The directors of the trustee company have determined that the fund is not a reporting entity and that the special purpose financial statements should be prepared in accordance with the accounting policies described in Note 1 to the financial statements.

The directors of the trustee company declare that:

- (i) the financial statements and notes to the financial statements for the year ended 30 June 2021 present fairly, in all material respects, the financial position of the superannuation fund at 30 June 2021 and the results of its operations for the year ended on that date in accordance with the accounting policies described in Note 1 to the financial statements;
- (ii) the financial statements and notes to the financial statements have been prepared in accordance with the requirements of the trust deed; and
- (iii) the operation of the superannuation fund has been carried out in accordance with its trust deed and in compliance with the requirements of the Superannuation Industry (Supervision) Act 1993 and associated Regulations during the year ended 30 June 2021.

Signed in accordance with a resolution of the directors of the trustee company by:

.....
Lazaros Noicos
L & E Noicos Superannuation Pty Ltd
Director

.....
Ivka Noicos
L & E Noicos Superannuation Pty Ltd
Director

Dated this day of2022

Compilation Report

We have compiled the accompanying special purpose financial statements of the L & E Noicos Superannuation Fund which comprise the statement of financial position as at 30/06/2021 the operating statement for the year then ended, a summary of significant accounting policies and other explanatory notes. The specific purpose for which the special purpose financial statements have been prepared is set out in Note 1 to the financial statements.

The Responsibility of the Trustee

The Trustee of L & E Noicos Superannuation Fund are solely responsible for the information contained in the special purpose financial statements, the reliability, accuracy and completeness of the information and for the determination that the financial reporting framework used is appropriate to meet their needs and for the purpose that the financial statements were prepared.

Our Responsibility

On the basis of information provided by the Trustee, we have compiled the accompanying special purpose financial statements in accordance with the financial reporting framework as described in Note 1 to the financial statements and APES 315: Compilation of Financial Information.

We have applied our expertise in accounting and financial reporting to compile these financial statements in accordance with the financial reporting framework described in Note 1 to the financial statements. We have complied with the relevant ethical requirements of APES 110: Code of Ethics for Professional Accountants.

Assurance Disclaimer

Since a compilation engagement is not an assurance engagement, we are not required to verify the reliability, accuracy or completeness of the information provided to us by management to compile these financial statements. Accordingly, we do not express an audit opinion or a review conclusion on these financial statements.

The special purpose financial statements were compiled exclusively for the benefit of the directors of the trustee company who are responsible for the reliability, accuracy and completeness of the information used to compile them. We do not accept responsibility for the contents of the special purpose financial statements.

Simon Langston

of

64 French Street, Netherby, South Australia 5062

Signed:



Dated: 11/02/2022

Self-managed superannuation fund annual return **2021**

Who should complete this annual return?

Only self-managed superannuation funds (SMSFs) can complete this annual return. All other funds must complete the *Fund income tax return 2021* (NAT 71287).

- ❗ The *Self-managed superannuation fund annual return instructions 2021* (NAT 71606) (the instructions) can assist you to complete this annual return.
- ➡ The SMSF annual return cannot be used to notify us of a change in fund membership. You must update fund details via ABR.gov.au or complete the Change of details for superannuation entities form (NAT 3036).

To complete this annual return

- Print clearly, using a BLACK pen only.
 - Use BLOCK LETTERS and print one character per box.
-
- Place in ALL applicable boxes.

- ➡ Postal address for annual returns:

Australian Taxation Office
GPO Box 9845
[insert the name and postcode
of your capital city]

For example;

Australian Taxation Office
GPO Box 9845
SYDNEY NSW 2001

Section A: Fund information

1 Tax file number (TFN)

- ❗ The ATO is authorised by law to request your TFN. You are not obliged to quote your TFN but not quoting it could increase the chance of delay or error in processing your annual return. See the Privacy note in the Declaration.

➡ To assist processing, write the fund's TFN at the top of pages 3, 5, 7 and 9.

2 Name of self-managed superannuation fund (SMSF)

3 Australian business number (ABN) (if applicable)

4 Current postal address

Suburb/town

State/territory

Postcode

5 Annual return status

Is this an amendment to the SMSF's 2021 return?

A No Yes

Is this the first required return for a newly registered SMSF?

B No Yes

6 SMSF auditor

Auditor's name

Title: Mr Mrs Miss Ms Other

Family name

First given name

Other given names

SMSF Auditor Number

Auditor's phone number

Postal address

Suburb/town

State/territory

Postcode

Date audit was completed **A** / /
Day / Month / YearWas Part A of the audit report qualified? **B** No YesWas Part B of the audit report qualified? **C** No YesIf Part B of the audit report was qualified, have the reported issues been rectified? **D** No Yes**7 Electronic funds transfer (EFT)**

We need your self-managed super fund's financial institution details to pay any super payments and tax refunds owing to you.

A Fund's financial institution account details

This account is used for super contributions and rollovers. Do not provide a tax agent account here.

Fund BSB number

Fund account number

Fund account name

I would like my tax refunds made to this account. Go to C.**B Financial institution account details for tax refunds**

This account is used for tax refunds. You can provide a tax agent account here.

BSB number

Account number

Account name

C Electronic service address aliasProvide the electronic service address alias (ESA) issued by your SMSF messaging provider.
(For example, SMSFdataESAAlias). See instructions for more information.

8 Status of SMSF Australian superannuation fund **A** No Yes Fund benefit structure **B** Code
 Does the fund trust deed allow acceptance of the Government's Super Co-contribution and Low Income Super Amounts? **C** No Yes

9 Was the fund wound up during the income year?

No Yes **▶** If yes, provide the date on which the fund was wound up Day / Month / Year **▶** Have all tax lodgment and payment obligations been met? No Yes

10 Exempt current pension income

Did the fund pay retirement phase superannuation income stream benefits to one or more members in the income year?

To claim a tax exemption for current pension income, you must pay at least the minimum benefit payment under the law. Record exempt current pension income at Label **A**.

No **▶** Go to Section B: Income.

Yes **▶** Exempt current pension income amount **A** \$

Which method did you use to calculate your exempt current pension income?

Segregated assets method **B**

Unsegregated assets method **C** **▶** Was an actuarial certificate obtained? **D** Yes

Did the fund have any other income that was assessable?

E Yes **▶** Go to Section B: Income.

No **▶** Choosing 'No' means that you do not have any assessable income, including no-TFN quoted contributions. Go to Section C: Deductions and non-deductible expenses. (Do **not** complete Section B: Income.)

If you are entitled to claim any tax offsets, you can list these at Section D: Income tax calculation statement.

Section B: Income

Do not complete this section if all superannuation interests in the SMSF were supporting superannuation income streams in the retirement phase for the **entire year**, there was **no** other income that was assessable, and you **have not** realised a deferred notional gain. If you are entitled to claim any tax offsets, you can record these at Section D: Income tax calculation statement.

11 Income

Did you have a capital gains tax (CGT) event during the year? **G** No Yes

If the total capital loss or total capital gain is greater than \$10,000 or you elected to use the transitional CGT relief in 2017 and the deferred notional gain has been realised, complete and attach a *Capital gains tax (CGT) schedule 2021*.

Have you applied an exemption or rollover? **M** No Yes

Code

Net capital gain **A** \$

Gross rent and other leasing and hiring income **B** \$

Gross interest **C** \$

Forestry managed investment scheme income **X** \$

Gross foreign income D1 \$	Net foreign income D \$	Loss <input type="text"/>
-----------------------------------	--------------------------------	---------------------------

Australian franking credits from a New Zealand company **E** \$

Transfers from foreign funds **F** \$

Number

Gross payments where ABN not quoted **H** \$

Gross distribution from partnerships **I** \$

Loss

*Unfranked dividend amount **J** \$

*Franked dividend amount **K** \$

*Dividend franking credit **L** \$

*Gross trust distributions **M** \$

Code

Calculation of assessable contributions	
Assessable employer contributions	
R1 \$	
plus Assessable personal contributions	
R2 \$	
plus **No-TFN-quoted contributions	
R3 \$	
<i>(an amount must be included even if it is zero)</i>	
less Transfer of liability to life insurance company or PST	
R6 \$	

Assessable contributions
R \$
(**R1** plus **R2** plus **R3** less **R6**)

Calculation of non-arm's length income	
*Net non-arm's length private company dividends	
U1 \$	
plus *Net non-arm's length trust distributions	
U2 \$	
plus *Net other non-arm's length income	
U3 \$	

*Other income **S** \$

*Assessable income due to changed tax status of fund **T** \$

Net non-arm's length income
U \$
(subject to 45% tax rate)
(**U1** plus **U2** plus **U3**)

Code

#This is a mandatory label.
*If an amount is entered at this label, check the instructions to ensure the correct tax treatment has been applied.

GROSS INCOME (Sum of labels A to U) W \$	Loss <input type="text"/>
--	---------------------------

Exempt current pension income **Y** \$

TOTAL ASSESSABLE INCOME (W less Y) V \$	Loss <input type="text"/>
---	---------------------------

Section C: Deductions and non-deductible expenses

12 Deductions and non-deductible expenses

- Under 'Deductions' list all expenses and allowances you are entitled to claim a deduction for. Under 'Non-deductible expenses', list all other expenses or normally allowable deductions that you cannot claim as a deduction (for example, all expenses related to exempt current pension income should be recorded in the 'Non-deductible expenses' column).

DEDUCTIONS		NON-DEDUCTIBLE EXPENSES	
Interest expenses within Australia	A1 \$		A2 \$
Interest expenses overseas	B1 \$		B2 \$
Capital works expenditure	D1 \$		D2 \$
Decline in value of depreciating assets	E1 \$		E2 \$
Insurance premiums – members	F1 \$		F2 \$
SMSF auditor fee	H1 \$		H2 \$
Investment expenses	I1 \$		I2 \$
Management and administration expenses	J1 \$		J2 \$
Forestry managed investment scheme expense	U1 \$		U2 \$
Other amounts	L1 \$	Code	L2 \$
Tax losses deducted	M1 \$		

TOTAL DEDUCTIONS
N \$
 (Total **A1** to **M1**)

TOTAL NON-DEDUCTIBLE EXPENSES
Y \$
 (Total **A2** to **L2**)

#TAXABLE INCOME OR LOSS Loss
O \$
 (**TOTAL ASSESSABLE INCOME** *less*
TOTAL DEDUCTIONS)

TOTAL SMSF EXPENSES
Z \$
 (**N** *plus* **Y**)

#This is a mandatory label.

Section D: Income tax calculation statement

#Important:

Section B label **R3**, Section C label **O** and Section D labels **A, T1, J, T5** and **I** are mandatory. If you leave these labels blank, you will have specified a zero amount.

13 Calculation statement

Please refer to the *Self-managed superannuation fund annual return instructions 2021* on how to complete the calculation statement.

#Taxable income	A \$	<i>(an amount must be included even if it is zero)</i>
#Tax on taxable income	T1 \$	<i>(an amount must be included even if it is zero)</i>
#Tax on no-TFN-quoted contributions	J \$	<i>(an amount must be included even if it is zero)</i>

Gross tax **B \$**

(T1 plus J)

Foreign income tax offset	
C1 \$	
Rebates and tax offsets	Non-refundable non-carry forward tax offsets
C2 \$	C \$
	<i>(C1 plus C2)</i>

SUBTOTAL 1

T2 \$

(B less C – cannot be less than zero)

Early stage venture capital limited partnership tax offset	
D1 \$	
Early stage venture capital limited partnership tax offset carried forward from previous year	Non-refundable carry forward tax offsets
D2 \$	D \$
Early stage investor tax offset	<i>(D1 plus D2 plus D3 plus D4)</i>
D3 \$	
Early stage investor tax offset carried forward from previous year	SUBTOTAL 2
D4 \$	T3 \$
	<i>(T2 less D – cannot be less than zero)</i>

Complying fund's franking credits tax offset	
E1 \$	
No-TFN tax offset	
E2 \$	
National rental affordability scheme tax offset	
E3 \$	
Exploration credit tax offset	Refundable tax offsets
E4 \$	E \$
	<i>(E1 plus E2 plus E3 plus E4)</i>

#TAX PAYABLE **T5 \$**

(T3 less E – cannot be less than zero)

Section 102AAM interest charge

G \$

Credit for interest on early payments – amount of interest	
H1 \$	
Credit for tax withheld – foreign resident withholding (excluding capital gains)	
H2 \$	
Credit for tax withheld – where ABN or TFN not quoted (non-individual)	
H3 \$	
Credit for TFN amounts withheld from payments from closely held trusts	
H5 \$	
Credit for interest on no-TFN tax offset	
H6 \$	
Credit for foreign resident capital gains withholding amounts	
H8 \$	
	Eligible credits
	H \$
	<i>(H1 plus H2 plus H3 plus H5 plus H6 plus H8)</i>

#Tax offset refunds (Remainder of refundable tax offsets)	I \$	<i>(unused amount from label E – an amount must be included even if it is zero)</i>
---	-------------	---

PAYG instalments raised

K \$

Supervisory levy

L \$

Supervisory levy adjustment for wound up funds

M \$

Supervisory levy adjustment for new funds

N \$

AMOUNT DUE OR REFUNDABLE A positive amount at S is what you owe, while a negative amount is refundable to you.	S \$	<i>(T5 plus G less H less I less K plus L less M plus N)</i>
---	-------------	--

#This is a mandatory label.

Section E: Losses**14 Losses**

! If total loss is greater than \$100,000, complete and attach a *Losses schedule 2021*.

Tax losses carried forward to later income years **U \$**Net capital losses carried forward to later income years **V \$**

Section F: Member information

MEMBER 1

Title: Mr Mrs Miss Ms Other

Family name

First given name

Other given names

Member's TFN

See the Privacy note in the Declaration.

Date of birth

Contributions

OPENING ACCOUNT BALANCE \$

! Refer to instructions for completing these labels.

Employer contributions

A \$

ABN of principal employer

A1

Personal contributions

B \$

CGT small business retirement exemption

C \$

CGT small business 15-year exemption amount

D \$

Personal injury election

E \$

Spouse and child contributions

F \$

Other third party contributions

G \$

Proceeds from primary residence disposal

H \$

Receipt date Day / Month / Year

H1

Assessable foreign superannuation fund amount

I \$

Non-assessable foreign superannuation fund amount

J \$

Transfer from reserve: assessable amount

K \$

Transfer from reserve: non-assessable amount

L \$

Contributions from non-complying funds and previously non-complying funds

T \$

Any other contributions (including Super Co-contributions and Low Income Super Amounts)

M \$

TOTAL CONTRIBUTIONS N \$

(Sum of labels **A** to **M**)

Other transactions

Allocated earnings or losses **O \$**

Loss

Accumulation phase account balance

S1 \$

Inward rollovers and transfers **P \$**

Retirement phase account balance - Non CDBIS

S2 \$

Outward rollovers and transfers **Q \$**

Lump Sum payments **R1 \$**

Retirement phase account balance - CDBIS

S3 \$

Income stream payments **R2 \$**

Code

Code

TRIS Count

CLOSING ACCOUNT BALANCE S \$

(**S1** plus **S2** plus **S3**)

Accumulation phase value **X1 \$**

Retirement phase value **X2 \$**

Outstanding limited recourse borrowing arrangement amount **Y \$**

MEMBER 2

Title: Mr Mrs Miss Ms Other

Family name

First given name

Other given names

Member's TFN

See the Privacy note in the Declaration.

Date of birth

Contributions

OPENING ACCOUNT BALANCE \$

! Refer to instructions for completing these labels.

Employer contributions

A \$

ABN of principal employer

A1

Personal contributions

B \$

CGT small business retirement exemption

C \$

CGT small business 15-year exemption amount

D \$

Personal injury election

E \$

Spouse and child contributions

F \$

Other third party contributions

G \$

Proceeds from primary residence disposal

H \$

Receipt date Day / Month / Year

H1

Assessable foreign superannuation fund amount

I \$

Non-assessable foreign superannuation fund amount

J \$

Transfer from reserve: assessable amount

K \$

Transfer from reserve: non-assessable amount

L \$

Contributions from non-complying funds and previously non-complying funds

T \$

Any other contributions (including Super Co-contributions and Low Income Super Amounts)

M \$

TOTAL CONTRIBUTIONS N \$

(Sum of labels **A** to **M**)

Other transactions

Allocated earnings or losses **O \$**

Loss

Accumulation phase account balance

S1 \$

Inward rollovers and transfers **P \$**

Retirement phase account balance - Non CDBIS

S2 \$

Outward rollovers and transfers **Q \$**

Retirement phase account balance - CDBIS

S3 \$

Lump Sum payments **R1 \$**

Income stream payments **R2 \$**

Code

Code

TRIS Count

CLOSING ACCOUNT BALANCE S \$

(**S1** plus **S2** plus **S3**)

Accumulation phase value **X1 \$**

Retirement phase value **X2 \$**

Outstanding limited recourse borrowing arrangement amount **Y \$**

OFFICIAL: Sensitive (when completed)

MEMBER 3

Title: Mr Mrs Miss Ms Other

Family name

First given name

Other given names

Member's TFN

See the Privacy note in the Declaration.

Date of birth Day Month Year

Contributions

OPENING ACCOUNT BALANCE \$

! Refer to instructions for completing these labels.

Employer contributions

A \$

ABN of principal employer

A1

Personal contributions

B \$

CGT small business retirement exemption

C \$

CGT small business 15-year exemption amount

D \$

Personal injury election

E \$

Spouse and child contributions

F \$

Other third party contributions

G \$

Proceeds from primary residence disposal

H \$

Receipt date Day Month Year

H1

Assessable foreign superannuation fund amount

I \$

Non-assessable foreign superannuation fund amount

J \$

Transfer from reserve: assessable amount

K \$

Transfer from reserve: non-assessable amount

L \$

Contributions from non-complying funds and previously non-complying funds

T \$

Any other contributions (including Super Co-contributions and Low Income Super Amounts)

M \$

TOTAL CONTRIBUTIONS N \$

(Sum of labels **A** to **M**)

Other transactions

Allocated earnings or losses **O \$**

Loss

Accumulation phase account balance

S1 \$

Inward rollovers and transfers **P \$**

Retirement phase account balance – Non CDBIS

S2 \$

Outward rollovers and transfers **Q \$**

Retirement phase account balance – CDBIS

S3 \$

Lump Sum payments **R1 \$**

Income stream payments **R2 \$**

Code

Code

TRIS Count

CLOSING ACCOUNT BALANCE S \$

(**S1** plus **S2** plus **S3**)

Accumulation phase value **X1 \$**

Retirement phase value **X2 \$**

Outstanding limited recourse borrowing arrangement amount **Y \$**

MEMBER 4

Title: Mr Mrs Miss Ms Other

Family name

First given name

Other given names

Member's TFN

See the Privacy note in the Declaration.

Date of birth Day Month Year

Contributions

OPENING ACCOUNT BALANCE \$

! Refer to instructions for completing these labels.

Employer contributions

A \$

ABN of principal employer

A1

Personal contributions

B \$

CGT small business retirement exemption

C \$

CGT small business 15-year exemption amount

D \$

Personal injury election

E \$

Spouse and child contributions

F \$

Other third party contributions

G \$

Proceeds from primary residence disposal

H \$

Receipt date Day Month Year

H1

Assessable foreign superannuation fund amount

I \$

Non-assessable foreign superannuation fund amount

J \$

Transfer from reserve: assessable amount

K \$

Transfer from reserve: non-assessable amount

L \$

Contributions from non-complying funds and previously non-complying funds

T \$

Any other contributions (including Super Co-contributions and Low Income Super Amounts)

M \$

TOTAL CONTRIBUTIONS N \$

(Sum of labels **A** to **M**)

Other transactions

Allocated earnings or losses **O \$**

Loss

Accumulation phase account balance

S1 \$

Inward rollovers and transfers **P \$**

Retirement phase account balance - Non CDBIS

S2 \$

Outward rollovers and transfers **Q \$**

Lump Sum payments **R1 \$**

Retirement phase account balance - CDBIS

S3 \$

Income stream payments **R2 \$**

Code

Code

TRIS Count

CLOSING ACCOUNT BALANCE S \$

(**S1** plus **S2** plus **S3**)

Accumulation phase value **X1 \$**

Retirement phase value **X2 \$**

Outstanding limited recourse borrowing arrangement amount **Y \$**

OFFICIAL: Sensitive (when completed)

Section G: Supplementary member information

MEMBER 5

Title: Mr Mrs Miss Ms Other

Family name

Account status

Code

First given name

Other given names

Member's TFN

See the Privacy note in the Declaration.

Date of birth

Day Month Year

If deceased, date of death

Day Month Year

Contributions

OPENING ACCOUNT BALANCE \$

Refer to instructions for completing these labels.

Employer contributions

A \$

ABN of principal employer

A1

Personal contributions

B \$

CGT small business retirement exemption

C \$

CGT small business 15-year exemption amount

D \$

Personal injury election

E \$

Spouse and child contributions

F \$

Other third party contributions

G \$

Proceeds from primary residence disposal

H \$

Receipt date Day Month Year

H1

Assessable foreign superannuation fund amount

I \$

Non-assessable foreign superannuation fund amount

J \$

Transfer from reserve: assessable amount

K \$

Transfer from reserve: non-assessable amount

L \$

Contributions from non-complying funds and previously non-complying funds

T \$

Any other contributions (including Super Co-contributions and Low Income Super Amounts)

M \$

TOTAL CONTRIBUTIONS N \$

(Sum of labels A to M)

Other transactions

Allocated earnings or losses **O \$**

Loss

Accumulation phase account balance

S1 \$

Inward rollovers and transfers **P \$**

Retirement phase account balance - Non CDBIS

S2 \$

Outward rollovers and transfers **Q \$**

Retirement phase account balance - CDBIS

S3 \$

Lump Sum payments **R1 \$**

Income stream payments **R2 \$**

Code

Code

TRIS Count

CLOSING ACCOUNT BALANCE S \$

(S1 plus S2 plus S3)

Accumulation phase value **X1 \$**

Retirement phase value **X2 \$**

Outstanding limited recourse borrowing arrangement amount **Y \$**

MEMBER 6

Title: Mr Mrs Miss Ms Other

Family name

Account status

Code

First given name

Other given names

Member's TFN

See the Privacy note in the Declaration.

Date of birth

Day Month Year

If deceased, date of death

Day Month Year

Contributions

OPENING ACCOUNT BALANCE \$

Refer to instructions for completing these labels.

Employer contributions

A \$

ABN of principal employer

A1

Personal contributions

B \$

CGT small business retirement exemption

C \$

CGT small business 15-year exemption amount

D \$

Personal injury election

E \$

Spouse and child contributions

F \$

Other third party contributions

G \$

Proceeds from primary residence disposal

H \$

Receipt date Day Month Year

H1

Assessable foreign superannuation fund amount

I \$

Non-assessable foreign superannuation fund amount

J \$

Transfer from reserve: assessable amount

K \$

Transfer from reserve: non-assessable amount

L \$

Contributions from non-complying funds and previously non-complying funds

T \$

Any other contributions (including Super Co-contributions and Low Income Super Amounts)

M \$

TOTAL CONTRIBUTIONS N \$

(Sum of labels A to M)

Other transactions

Allocated earnings or losses **O \$**

Loss

Accumulation phase account balance

S1 \$

Inward rollovers and transfers **P \$**

Retirement phase account balance - Non CDBIS

S2 \$

Outward rollovers and transfers **Q \$**

Retirement phase account balance - CDBIS

S3 \$

Lump Sum payments **R1 \$**

Income stream payments **R2 \$**

Code

Code

TRIS Count

CLOSING ACCOUNT BALANCE S \$

(S1 plus S2 plus S3)

Accumulation phase value **X1 \$**

Retirement phase value **X2 \$**

Outstanding limited recourse borrowing arrangement amount **Y \$**

OFFICIAL: Sensitive (when completed)

MEMBER 7

Title: Mr Mrs Miss Ms Other

Family name

Account status

Code

First given name

Other given names

Member's TFN

See the Privacy note in the Declaration.

Date of birth

Day Month Year

If deceased, date of death

Day Month Year

Contributions

OPENING ACCOUNT BALANCE \$

Refer to instructions for completing these labels.

Employer contributions

A \$

ABN of principal employer

A1

Personal contributions

B \$

CGT small business retirement exemption

C \$

CGT small business 15-year exemption amount

D \$

Personal injury election

E \$

Spouse and child contributions

F \$

Other third party contributions

G \$

Proceeds from primary residence disposal

H \$

Receipt date Day Month Year

H1

Assessable foreign superannuation fund amount

I \$

Non-assessable foreign superannuation fund amount

J \$

Transfer from reserve: assessable amount

K \$

Transfer from reserve: non-assessable amount

L \$

Contributions from non-complying funds and previously non-complying funds

T \$

Any other contributions (including Super Co-contributions and Low Income Super Amounts)

M \$

TOTAL CONTRIBUTIONS N \$

(Sum of labels A to M)

Other transactions

Allocated earnings or losses **O \$**

Loss

Accumulation phase account balance

S1 \$

Inward rollovers and transfers **P \$**

Retirement phase account balance - Non CDBIS

S2 \$

Outward rollovers and transfers **Q \$**

Retirement phase account balance - CDBIS

S3 \$

Lump Sum payments **R1 \$**

Income stream payments **R2 \$**

Code

Code

TRIS Count

CLOSING ACCOUNT BALANCE S \$

(S1 plus S2 plus S3)

Accumulation phase value **X1 \$**

Retirement phase value **X2 \$**

Outstanding limited recourse borrowing arrangement amount **Y \$**

MEMBER 8

Title: Mr Mrs Miss Ms Other

Family name

Account status

Code

First given name

Other given names

Member's TFN

See the Privacy note in the Declaration.

Date of birth

Day Month Year

If deceased, date of death

Day Month Year

Contributions

OPENING ACCOUNT BALANCE \$

Refer to instructions for completing these labels.

Employer contributions

A \$

ABN of principal employer

A1

Personal contributions

B \$

CGT small business retirement exemption

C \$

CGT small business 15-year exemption amount

D \$

Personal injury election

E \$

Spouse and child contributions

F \$

Other third party contributions

G \$

Proceeds from primary residence disposal

H \$

Receipt date Day Month Year

H1

Assessable foreign superannuation fund amount

I \$

Non-assessable foreign superannuation fund amount

J \$

Transfer from reserve: assessable amount

K \$

Transfer from reserve: non-assessable amount

L \$

Contributions from non-complying funds and previously non-complying funds

T \$

Any other contributions (including Super Co-contributions and Low Income Super Amounts)

M \$

TOTAL CONTRIBUTIONS N \$

(Sum of labels A to M)

Other transactions

Allocated earnings or losses **O \$**

Loss

Accumulation phase account balance

S1 \$

Inward rollovers and transfers **P \$**

Retirement phase account balance - Non CDBIS

S2 \$

Outward rollovers and transfers **Q \$**

Retirement phase account balance - CDBIS

S3 \$

Lump Sum payments **R1 \$**

Income stream payments **R2 \$**

Code

Code

TRIS Count

CLOSING ACCOUNT BALANCE S \$

(S1 plus S2 plus S3)

Accumulation phase value **X1 \$**

Retirement phase value **X2 \$**

Outstanding limited recourse borrowing arrangement amount **Y \$**

OFFICIAL: Sensitive (when completed)

Section H: Assets and liabilities
15 ASSETS

15a Australian managed investments

Listed trusts **A \$**

Unlisted trusts **B \$**

Insurance policy **C \$**

Other managed investments **D \$**

15b Australian direct investments

<p>Limited recourse borrowing arrangements</p> <p>Australian residential real property J1 \$</p> <p>Australian non-residential real property J2 \$</p> <p>Overseas real property J3 \$</p> <p>Australian shares J4 \$</p> <p>Overseas shares J5 \$</p> <p>Other J6 \$</p> <p>Property count J7</p>	<p>Cash and term deposits E \$</p> <p>Debt securities F \$</p> <p style="padding-left: 100px;">Loans G \$</p> <p style="padding-left: 100px;">Listed shares H \$</p> <p style="padding-left: 100px;">Unlisted shares I \$</p> <p style="padding-left: 50px;">Limited recourse borrowing arrangements J \$</p> <p style="padding-left: 100px;">Non-residential real property K \$</p> <p style="padding-left: 150px;">Residential real property L \$</p> <p style="padding-left: 100px;">Collectables and personal use assets M \$</p> <p style="padding-left: 100px;">Other assets O \$</p>
--	---

15c Other investments

Crypto-Currency **N \$**

15d Overseas direct investments

Overseas shares **P \$**

Overseas non-residential real property **Q \$**

Overseas residential real property **R \$**

Overseas managed investments **S \$**

Other overseas assets **T \$**

TOTAL AUSTRALIAN AND OVERSEAS ASSETS U \$ <small>(Sum of labels A to T)</small>

15e In-house assets

Did the fund have a loan to, lease to or investment in, related parties (known as in-house assets) at the end of the income year?

A No Yes **) \$**

15f Limited recourse borrowing arrangements

If the fund had an LRBA were the LRBA borrowings from a licensed financial institution? **A** No Yes

Did the members or related parties of the fund use personal guarantees or other security for the LRBA? **B** No Yes

16 LIABILITIES

Borrowings for limited recourse borrowing arrangements	
V1 \$	
Permissible temporary borrowings	
V2 \$	
Other borrowings	
V3 \$	Borrowings V \$
Total member closing account balances (total of all CLOSING ACCOUNT BALANCES from Sections F and G) W \$	
Reserve accounts X \$	
Other liabilities Y \$	
TOTAL LIABILITIES Z \$	

Section I: Taxation of financial arrangements**17 Taxation of financial arrangements (TOFA)**

Total TOFA gains **H \$**

Total TOFA losses **I \$**

Section J: Other information**Family trust election status**

If the trust or fund has made, or is making, a family trust election, write the four-digit **income year specified** of the election (for example, for the 2020–21 income year, write **2021**). **A**

If revoking or varying a family trust election, print **R** for revoke or print **V** for variation, and complete and attach the *Family trust election, revocation or variation 2021*. **B**

Interposed entity election status

If the trust or fund has an existing election, write the earliest income year specified. If the trust or fund is making one or more elections this year, write the earliest income year being specified and complete an *Interposed entity election or revocation 2021* for each election. **C**

If revoking an interposed entity election, print **R**, and complete and attach the *Interposed entity election or revocation 2021*. **D**

Section K: Declarations

 Penalties may be imposed for false or misleading information in addition to penalties relating to any tax shortfalls.

Important

Before making this declaration check to ensure that all income has been disclosed and the annual return, all attached schedules and any additional documents are true and correct in every detail. If you leave labels blank, you will have specified a zero amount or the label was not applicable to you. If you are in doubt about any aspect of the annual return, place all the facts before the ATO.

Privacy

The ATO is authorised by the *Taxation Administration Act 1953* to request the provision of tax file numbers (TFNs). We will use the TFN to identify the entity in our records. It is not an offence not to provide the TFN. However if you do not provide the TFN, the processing of this form may be delayed.

Taxation law authorises the ATO to collect information and disclose it to other government agencies. For information about your privacy go to ato.gov.au/privacy

TRUSTEE'S OR DIRECTOR'S DECLARATION:

I declare that, the current trustees and directors have authorised this annual return and it is documented as such in the SMSF's records. I have received a copy of the audit report and are aware of any matters raised therein. The information on this annual return, including any attached schedules and additional documentation is true and correct.

Authorised trustee's, director's or public officer's signature

Date / /

Preferred trustee or director contact details:

Title: Mr Mrs Miss Ms Other

Family name

First given name

Other given names

Phone number

Email address

Non-individual trustee name (if applicable)

ABN of non-individual trustee

Time taken to prepare and complete this annual return Hrs

 The Commissioner of Taxation, as Registrar of the Australian Business Register, may use the ABN and business details which you provide on this annual return to maintain the integrity of the register. For further information, refer to the instructions.

TAX AGENT'S DECLARATION:

I declare that the *Self-managed superannuation fund annual return 2021* has been prepared in accordance with information provided by the trustees, that the trustees have given me a declaration stating that the information provided to me is true and correct, and that the trustees have authorised me to lodge this annual return.

Tax agent's signature

Date / /

Tax agent's contact details

Title: Mr Mrs Miss Ms Other

Family name

First given name

Other given names

Tax agent's practice

Tax agent's phone number

Reference number

Tax agent number

L & E Noicos Superannuation Fund

Investment Summary with Market Movement



As at 30 June 2021

Investment	Units	Market Price	Market Value	Average Cost	Accounting Cost	Unrealised		Realised Movement	
						Overall	Current Year		
Cash/Bank Accounts									
Nabtrade Cash Account NT2045267-005		360,600.960000	360,600.96	360,600.96	360,600.96				
Nabtrade Cash Clearing Account #3365		10,866.960000	10,866.96	10,866.96	10,866.96				
			371,467.92		371,467.92				
Shares in Listed Companies (Australian)									
3DA.AX	Amaero International Ltd	7,906.00	0.575000	4,545.95	0.63	4,999.40	(453.45)	(453.45)	0.00
ARG.AX	Argo Investments Limited	2,281.00	8.930000	20,369.33	7.35	16,761.07	3,608.26	3,996.61	1,292.93
AFI.AX	Australian Foundation Investment Company Limited	2,532.00	7.820000	19,800.24	5.92	14,980.70	4,819.54	4,291.03	1,148.83
FANG.AX	Etf Fang+ Etf	336.00	17.030000	5,722.08	15.53	5,217.87	504.21	504.21	0.00
EMN.AX	Euro Manganese Inc	4,750.00	0.515000	2,446.25	0.84	3,984.42	(1,538.17)	(1,538.17)	0.00
LIT.AX	Lithium Australia NI	14,200.00	0.100000	1,420.00	0.18	2,499.95	(1,079.95)	(1,079.95)	0.00
PLS.AX	Pilbara Minerals Limited	2,012.00	1.450000	2,917.40	1.24	2,499.77	417.63	417.63	0.00
PRL.AX	Province Resources Ltd	17,138.00	0.130000	2,227.94	0.15	2,499.96	(272.02)	(272.02)	0.00
SWF.AX	Selfwealth Limited	7,056.00	0.440000	3,104.64	0.71	4,991.28	(1,886.64)	(1,886.64)	0.00
TYR.AX	Tyro Payments Limited	0.00	3.680000	0.00	0.00	0.00	0.00	0.00	(1,490.06)
VUL.AX	Vulcan Energy Resources Limited	574.00	7.700000	4,419.80	8.70	4,990.94	(571.14)	(571.14)	0.00
WAM.AX	WAM Capital Limited	0.00	2.190000	0.00	0.00	0.00	0.00	652.35	2,100.52
WLE.AX	Wam Leaders Limited	11,335.00	1.590000	18,022.65	1.06	12,058.51	5,964.14	6,096.62	1,865.20
WHK.AX	Whitehawk Limited	7,960.00	0.145000	1,154.20	0.37	2,980.05	(1,825.85)	(1,825.85)	0.00
			86,150.48		78,463.92	7,686.56	8,331.23	4,917.42	
Shares in Listed Companies (Overseas)									
ARKF.NYE	ARK ETF Shs ARK Fintech Innovation Fund	0.00	30.528600	0.00	0.00	0.00	0.00	0.00	790.49
ARKK.NYE	ARK ETF Shs Innovation	33.00	173.570000	5,727.81	98.29	3,243.72	2,484.09	2,225.13	1,156.44
ARKW.NYE	ARK ETF Shs Web x.0	26.00	206.807308	5,376.99	169.15	4,397.94	979.05	979.05	134.72
ABNB.NDQ	Airbnb Inc - Ordinary Shares - Class A	11.00	199.823636	2,198.06	173.82	1,912.01	286.05	286.05	0.00
AYX.NYE	Alteryx Inc - Ordinary Shares - Class A	0.00	114.418700	0.00	0.00	0.00	0.00	0.00	(326.40)
BLOK.NYE	Amplif ETF Trst Shs Transformational Data Sharing ETF	0.00	24.528600	0.00	0.00	0.00	0.00	0.00	5,221.12
IBUY.NDQ	Amplify ETF Trust - Amplify Online Retail ETF	33.00	173.090303	5,711.98	135.67	4,477.12	1,234.86	1,234.86	720.79

L & E Noicos Superannuation Fund

Investment Summary with Market Movement



As at 30 June 2021

Investment	Units	Market Price	Market Value	Average Cost	Accounting Cost	Unrealised		Realised Movement	
						Overall	Current Year		
SQ.NYE	Block Inc - Ordinary Shares - Class A	10.00	328.642000	3,286.42	239.15	2,391.48	894.94	894.94	0.00
CLOV.NDQ	Clover Health Investments Corp - Ordinary Shares - Class A	300.00	11.287900	3,386.37	16.38	4,914.50	(1,528.13)	(1,528.13)	0.00
COIN.NDQ	Coinbase Global Inc - Ordinary Shares - Class A	21.00	328.762381	6,904.01	444.71	9,339.01	(2,435.00)	(2,435.00)	0.00
SPXL.NYE	Dirx Dly S&P500 Shs	0.00	60.769655	0.00	0.00	0.00	0.00	1,264.33	(438.89)
TECL.NYE	Dx Daily Tech Shs	0.00	337.932857	0.00	0.00	0.00	0.00	908.07	179.71
QQQM.NDQ	Invesco Exchange-Traded Fund Trust II - Invesco NASDAQ 100 ETF	10.00	193.747000	1,937.47	169.85	1,698.54	238.93	238.93	159.66
QQQJ.NDQ	Invesco Exchange-Traded Fund Trust II - Invesco NASDAQ Next Gen 100 ETF	61.00	46.084590	2,811.16	40.22	2,453.46	357.70	357.70	0.00
MARA.NDQ	Marathon Digital Holdings Inc	557.00	40.127397	22,350.96	3.89	2,168.73	20,182.23	20,182.23	7,823.97
MAXR.NYE	Maxar Technologies Inc	88.00	55.026932	4,842.37	40.80	3,590.74	1,251.63	1,251.63	0.00
MSTR.NDQ	Microstrategy Inc. - Ordinary Shares - Class A	0.00	883.878700	0.00	0.00	0.00	0.00	0.00	5,408.06
OPEN.NDQ	Opendoor Technologies Inc	282.00	23.801915	6,712.14	17.32	4,885.45	1,826.69	1,826.69	0.00
OSTK.NDQ	Overstock.Com Inc	17.00	128.818235	2,189.91	149.18	2,536.03	(346.12)	(346.12)	(228.32)
PLTR.NYE	Palantir Technologies Inc - Ordinary Shares - Class A	50.00	36.489200	1,824.46	33.84	1,692.19	132.27	132.27	(10.98)
PSTH.NYE	Pershing Square Tontine Holdings Ltd - Ordinary Shares - Class A	145.00	29.998966	4,349.85	33.63	4,877.07	(527.22)	(527.22)	0.00
RIOT.NDQ	Riot Blockchain Inc	475.00	48.216863	22,903.01	7.14	3,390.76	19,512.25	19,512.25	3,923.21
SOFI.NDQ	SoFi Technologies Inc	307.00	25.667687	7,879.98	16.05	4,926.95	2,953.03	2,953.03	0.00
IPOD.NYE	Social Capital Hedosophia Holdings Corp IV - Ordinary Shares - Class A	273.00	13.780037	3,761.95	17.95	4,900.40	(1,138.45)	(1,138.45)	0.00
IPOF.NYE	Social Capital Hedosophia Holdings Corp VI - Ordinary Shares - Class A	303.00	13.580132	4,114.78	16.14	4,890.86	(776.08)	(776.08)	0.00
TSLA.NDQ	Tesla Inc	20.00	917.853000	18,357.06	410.95	8,219.06	10,138.00	10,138.00	23,678.77
SPCE.NYE	Virgin Galactic Holdings Inc - Ordinary Shares - Class A	145.00	73.084897	10,597.31	25.00	3,625.03	6,972.28	6,972.28	0.00
WCLD.NDQ	WisdomTree Trust - WisdomTree Cloud Computing Fund	155.00	75.950194	11,772.28	63.05	9,772.15	2,000.13	2,000.13	0.00
			158,996.33		94,303.20	64,693.13	66,606.57	48,192.35	
Units in Listed Unit Trusts (Australian)									
NDQ.AX	Betashares Nasdaq 100 Etf	0.00	32.110000	0.00	0.00	0.00	0.00	52.11	1,478.21
SLF.AX	Spdr S&p/asx 200 Listed Property	0.00	12.870000	0.00	0.00	0.00	0.00	331.75	103.30

L & E Noicos Superannuation Fund
Investment Summary with Market Movement



As at 30 June 2021

Investment	Units	Market Price	Market Value	Average Cost	Accounting Cost	Unrealised		Realised Movement		
						Overall	Current Year			
Fund										
VEU.AX	Vanguard All-world Ex-us Shares Index Etf	0.00	84.790000	0.00	0.00	0.00	0.00	1.23	196.62	
VAF.AX	Vanguard Australian Fixed Interest Index Etf	0.00	50.570000	0.00	0.00	0.00	0.00	(2.73)	(4,306.55)	
VGB.AX	Vanguard Australian Government Bond Index Etf	0.00	51.530000	0.00	0.00	0.00	0.00	3.30	(4,705.65)	
VAP.AX	Vanguard Australian Property Securities Index Etf	0.00	90.490000	0.00	0.00	0.00	0.00	86.07	325.70	
VAE.AX	Vanguard Ftse Asia Ex Japan Shares Index Etf	111.00	83.750000	9,296.25	73.54	8,163.19	1,133.06	1,071.51	0.00	
VGE.AX	Vanguard Ftse Emerging Markets Shares Etf	116.00	80.610000	9,350.76	70.53	8,181.91	1,168.85	1,117.46	0.00	
VTS.AX	Vanguard Us Total Market Shares Index Etf	0.00	296.610000	0.00	0.00	0.00	0.00	194.95	557.35	
						18,647.01	16,345.10	2,301.91	2,855.65	(6,351.02)
						635,261.74	560,580.14	74,681.60	77,793.45	46,758.75

L & E Noicos Superannuation Fund Investment Performance



As at 30 June 2021

Investment	Opening Value	Purchases / Additions	Sales / Reductions	Closing Value	Realised Market Gain	Unrealised Market Gain	Net Income	Income and Market Gain	Return %
Bank Accounts									
Adelaide CMA (4507 QT2)	1,919.52	0.00	0.00	0.00	0.00	0.00	3.69	3.69	0.19 %
Nabtrade Cash Account NT2045267-005	329,177.16	0.00	0.00	360,600.96	0.00	0.00	1,246.38	1,246.38	0.38 %
Nabtrade Cash Clearing Account #3365	3,398.60	0.00	0.00	10,866.96	0.00	0.00	15.08	15.08	0.44 %
	334,495.28	0.00	0.00	371,467.92	0.00	0.00	1,265.15	1,265.15	0.38 %
Shares in Listed Companies (Australian)									
3DA.AX Amaero International Ltd	0.00	4,999.40	0.00	4,545.95	0.00	(453.45)	0.00	(453.45)	(9.07) %
ARG.AX Argo Investments Limited	17,658.64	7,498.20	8,784.12	20,369.33	1,292.93	3,996.61	1,177.40	6,466.94	39.50 %
AFI.AX Australian Foundation Investment Company Limited	18,556.23	5,777.26	8,824.28	19,800.24	1,148.83	4,291.03	1,169.11	6,608.97	42.61 %
FANG.AX Efts Fang+ Etf	0.00	5,217.87	0.00	5,722.08	0.00	504.21	0.00	504.21	9.66 %
EMN.AX Euro Manganese Inc	0.00	3,984.42	0.00	2,446.25	0.00	(1,538.17)	0.00	(1,538.17)	(38.60) %
LIT.AX Lithium Australia NI	0.00	2,499.95	0.00	1,420.00	0.00	(1,079.95)	0.00	(1,079.95)	(43.20) %
PLS.AX Pilbara Minerals Limited	0.00	2,499.77	0.00	2,917.40	0.00	417.63	0.00	417.63	16.71 %
PRL.AX Province Resources Ltd	0.00	2,499.96	0.00	2,227.94	0.00	(272.02)	0.00	(272.02)	(10.88) %
SWF.AX Selfwealth Limited	0.00	4,991.28	0.00	3,104.64	0.00	(1,886.64)	0.00	(1,886.64)	(37.80) %
TYR.AX Tyro Payments Limited	0.00	4,999.15	4,999.15	0.00	(1,490.06)	0.00	0.00	(1,490.06)	0.00 %
VUL.AX Vulcan Energy Resources Limited	0.00	4,990.94	0.00	4,419.80	0.00	(571.14)	0.00	(571.14)	(11.44) %
WAM.AX WAM Capital Limited	15,346.24	8,199.71	24,198.30	0.00	2,100.52	652.35	1,317.29	4,070.16	(623.92) %
WLE.AX Wam Leaders Limited	15,829.22	4,230.55	8,133.74	18,022.65	1,865.20	6,096.62	1,263.37	9,225.19	77.35 %
WHK.AX Whitehawk Limited	0.00	2,980.05	0.00	1,154.20	0.00	(1,825.85)	0.00	(1,825.85)	(61.27) %
	67,390.33	65,368.51	54,939.59	86,150.48	4,917.42	8,331.23	4,927.17	18,175.82	23.36 %
Shares in Listed Companies (Overseas)									
ABNB.NDQ Airbnb Inc - Ordinary Shares - Class A	0.00	1,912.01	0.00	2,198.06	0.00	286.05	0.00	286.05	14.96 %
AYX.NYE Alteryx Inc - Ordinary Shares - Class A	0.00	4,905.78	4,905.78	0.00	(326.40)	0.00	0.00	(326.40)	0.00 %

L & E Noicos Superannuation Fund Investment Performance



As at 30 June 2021

Investment	Opening Value	Purchases / Additions	Sales / Reductions	Closing Value	Realised Market Gain	Unrealised Market Gain	Net Income	Income and Market Gain	Return %
BLOK.NYE Amplif ETF Trst Shs Transformational Data Sharing ETF	0.00	6,207.30	6,207.30	0.00	5,221.12	0.00	121.19	5,342.31	0.00 %
IBUY.NDQ Amplify ETF Trust - Amplify Online Retail ETF	0.00	7,597.54	3,120.42	5,711.98	720.79	1,234.86	37.84	1,993.49	44.53 %
ARKF.NYE ARK ETF Shs ARK Fintech Innovation Fund	0.00	5,082.36	5,082.36	0.00	790.49	0.00	19.81	810.30	0.00 %
ARKK.NYE ARK ETF Shs Innovation	5,173.69	0.00	1,671.01	5,727.81	1,156.44	2,225.13	132.10	3,513.67	100.31 %
ARKW.NYE ARK ETF Shs Web x.0	0.00	5,074.55	676.61	5,376.99	134.72	979.05	73.49	1,187.26	27.00 %
SQ.NYE Block Inc - Ordinary Shares - Class A	0.00	2,391.48	0.00	3,286.42	0.00	894.94	0.00	894.94	37.42 %
CLOV.NDQ Clover Health Investments Corp - Ordinary Shares - Class A	0.00	4,914.50	0.00	3,386.37	0.00	(1,528.13)	0.00	(1,528.13)	(31.09) %
COIN.NDQ Coinbase Global Inc - Ordinary Shares - Class A	0.00	9,339.01	0.00	6,904.01	0.00	(2,435.00)	0.00	(2,435.00)	(26.07) %
SPXL.NYE Dirx Dly S&P500 Shs	1,762.32	0.00	3,026.65	0.00	(438.89)	1,264.33	5.29	830.73	(65.71) %
TECL.NYE Dx Daily Tech Shs	2,365.53	0.00	3,273.60	0.00	179.71	908.07	0.00	1,087.78	(119.79) %
QQQM.NDQ Invesco Exchange-Traded Fund Trust II - Invesco NASDAQ 100 ETF	0.00	6,794.14	5,095.60	1,937.47	159.66	238.93	10.80	409.38	24.10 %
QQQJ.NDQ Invesco Exchange-Traded Fund Trust II - Invesco NASDAQ Next Gen 100 ETF	0.00	2,453.46	0.00	2,811.16	0.00	357.70	3.83	361.53	14.74 %
MARA.NDQ Marathon Digital Holdings Inc	0.00	4,345.93	2,177.20	22,350.96	7,823.97	20,182.23	0.00	28,006.20	1,291.36 %
MAXR.NYE Maxar Technologies Inc	0.00	3,590.74	0.00	4,842.37	0.00	1,251.63	1.95	1,253.58	34.91 %
MSTR.NDQ Microstrategy Inc. - Ordinary Shares - Class A	0.00	4,986.63	4,986.63	0.00	5,408.06	0.00	0.00	5,408.06	0.00 %
OPEN.NDQ Opendoor Technologies Inc	0.00	4,885.45	0.00	6,712.14	0.00	1,826.69	0.00	1,826.69	37.39 %
OSTK.NDQ Overstock.Com Inc	0.00	4,922.89	2,386.86	2,189.91	(228.32)	(346.12)	0.00	(574.44)	(22.65) %
PLTR.NYE Palantir Technologies Inc - Ordinary Shares - Class A	0.00	3,943.78	2,251.59	1,824.46	(10.98)	132.27	0.00	121.29	7.17 %
PSTH.NYE Pershing Square Tontine Holdings Ltd - Ordinary Shares - Class A	0.00	4,877.07	0.00	4,349.85	0.00	(527.22)	0.00	(527.22)	(10.81) %

L & E Noicos Superannuation Fund Investment Performance



As at 30 June 2021

Investment	Opening Value	Purchases / Additions	Sales / Reductions	Closing Value	Realised Market Gain	Unrealised Market Gain	Net Income	Income and Market Gain	Return %
RIOT.NDQ Riot Blockchain Inc	0.00	4,447.79	1,057.03	22,903.01	3,923.21	19,512.25	0.00	23,435.46	691.16 %
IPOB.NYE Social Capital Hedosophia Holdings Corp II - Ordinary Shares - Class A	0.00	4,885.45	4,885.45	0.00	0.00	0.00	0.00	0.00	0.00 %
IPOC.NYE Social Capital Hedosophia Holdings Corp III - Ordinary Shares - Class A	0.00	4,914.50	4,914.50	0.00	0.00	0.00	0.00	0.00	0.00 %
IPOD.NYE Social Capital Hedosophia Holdings Corp IV - Ordinary Shares - Class A	0.00	4,900.40	0.00	3,761.95	0.00	(1,138.45)	0.00	(1,138.45)	(23.23) %
IPOE.NYE Social Capital Hedosophia Holdings Corp V - Ordinary Shares - Class A	0.00	4,926.95	4,926.95	0.00	0.00	0.00	0.00	0.00	0.00 %
IPOF.NYE Social Capital Hedosophia Holdings Corp VI - Ordinary Shares - Class A	0.00	4,890.86	0.00	4,114.78	0.00	(776.08)	0.00	(776.08)	(15.87) %
SOFI.NDQ SoFi Technologies Inc	0.00	4,926.95	0.00	7,879.98	0.00	2,953.03	0.00	2,953.03	59.94 %
TSLA.NDQ Tesla Inc	0.00	29,571.34	21,352.28	18,357.06	23,678.77	10,138.00	0.00	33,816.77	411.44 %
SPCE.NYE Virgin Galactic Holdings Inc - Ordinary Shares - Class A	0.00	3,625.03	0.00	10,597.31	0.00	6,972.28	0.00	6,972.28	192.34 %
WCLD.NDQ WisdomTree Trust - WisdomTree Cloud Computing Fund	0.00	9,772.15	0.00	11,772.28	0.00	2,000.13	0.00	2,000.13	20.47 %
	9,301.54	165,086.04	81,997.82	158,996.33	48,192.35	66,606.57	406.30	115,205.22	124.69 %
Units in Listed Unit Trusts (Australian)									
NDQ.AX Betashares Nasdaq 100 Etf	9,941.46	0.00	9,993.57	0.00	1,478.21	52.11	271.43	1,801.75	(3,457.59) %
SLF.AX Spdr S&p/asx 200 Listed Property Fund	3,661.20	0.00	3,992.95	0.00	103.30	331.75	18.36	453.41	(136.67) %
VEU.AX Vanguard All-world Ex-us Shares Index Etf	1,940.40	0.00	1,941.63	0.00	196.62	1.23	9.31	207.16	(16,842.28) %
VAF.AX Vanguard Australian Fixed Interest Index Etf	9,982.98	94,917.48	104,897.73	0.00	(4,306.55)	(2.73)	604.44	(3,704.84)	(135,708.42) %
VGB.AX Vanguard Australian Government Bond Index Etf	9,990.00	95,974.76	105,968.06	0.00	(4,705.65)	3.30	618.22	(4,084.13)	123,761.52 %

L & E Noicos Superannuation Fund Investment Performance



As at 30 June 2021

Investment	Opening Value	Purchases / Additions	Sales / Reductions	Closing Value	Realised Market Gain	Unrealised Market Gain	Net Income	Income and Market Gain	Return %
VAP.AX Vanguard Australian Property Securities Index Etf	3,884.72	0.00	3,970.79	0.00	325.70	86.07	49.59	461.36	(536.03) %
VAE.AX Vanguard Ftse Asia Ex Japan Shares Index Etf	2,009.10	6,215.64	0.00	9,296.25	0.00	1,071.51	96.59	1,168.10	14.20 %
VGE.AX Vanguard Ftse Emerging Markets Shares Etf	2,013.45	6,219.85	0.00	9,350.76	0.00	1,117.46	108.99	1,226.45	14.90 %
VTS.AX Vanguard Us Total Market Shares Index Etf	5,609.25	0.00	5,804.20	0.00	557.35	194.95	16.62	768.92	(394.42) %
	49,032.56	203,327.73	236,568.93	18,647.01	(6,351.02)	2,855.65	1,793.55	(1,701.82)	(10.78) %
	460,219.71	433,782.28	373,506.34	635,261.74	46,758.75	77,793.45	8,392.17	132,944.37	25.54 %

L & E Noicos Superannuation Fund Investment Income Report



As at 30 June 2021

Investment	Total Income	Franked	Unfranked	Interest/ Other	Franking Credits	Foreign Income	Foreign Credits * 1	Assessable Income	TFN Credits	Other Deductions	Distributed Capital Gains	Non-Assessable Payments
								(Excl. Capital Gains) * 2				
Bank Accounts												
Adelaide CMA (4507 QT2)	3.69			3.69	0.00	0.00	0.00	3.69			0.00	0.00
Nabtrade Cash Account NT2045267-005	1,246.38			1,246.38	0.00	0.00	0.00	1,246.38			0.00	0.00
Nabtrade Cash Clearing Account #3365	15.08			15.08	0.00	0.00	0.00	15.08			0.00	0.00
	1,265.15			1,265.15	0.00	0.00	0.00	1,265.15			0.00	0.00
Shares in Listed Companies (Australian)												
ARG.AX Argo Investments Limited	824.18	824.18	0.00		353.22			1,177.40		0.00		
AFI.AX Australian Foundation Investment Company Limited	818.38	818.38	0.00		350.73			1,169.11		0.00		
WAM.AX WAM Capital Limited	922.10	922.10	0.00		395.19			1,317.29		0.00		
WLE.AX Wam Leaders Limited	884.36	884.36	0.00		379.01			1,263.37		0.00		
	3,449.02	3,449.02	0.00		1,478.15			4,927.17		0.00		
Shares in Listed Companies (Overseas)												
BLOK.NYE Amplif ETF Trst Shs Transformational Data Sharing ETF	121.19					142.59		142.59		21.40		
IBUY.NDQ Amplify ETF Trust - Amplify Online Retail ETF	37.84					44.52		44.52		6.68		
ARKF.NYE ARK ETF Shs ARK Fintech Innovation Fund	19.81					22.32		22.32		2.51		
ARKK.NYE ARK ETF Shs Innovation	132.10					147.85		147.85		15.75		
ARKW.NYE ARK ETF Shs Web x.0	73.49					84.48		84.48		10.99		
SPXL.NYE Dirx Dly S&P500 Shs	5.29					5.82		5.82		0.53		
QQQM.NDQ Invesco Exchange-Traded Fund Trust II - Invesco NASDAQ 100 ETF	10.80					12.72		12.72		1.92		
QQQJ.NDQ Invesco Exchange-Traded Fund Trust II - Invesco NASDAQ Next Gen 100 ETF	3.83					4.93		4.93		1.10		
MAXR.NYE Maxar Technologies Inc	1.95					2.29		2.29		0.34		
	406.30					467.52		467.52		61.22		
Units in Listed Unit Trusts (Australian)												
NDQ.AX Betashares Nasdaq 100 Etf	271.43	0.00	0.00		0.00	0.00	0.00	0.00		0.00	6.88	0.00

L & E Noicos Superannuation Fund Investment Income Report



As at 30 June 2021

Investment	Total Income	Franked	Unfranked	Interest/ Other	Franking Credits	Foreign Income	Foreign Credits * 1	Assessable Income	TFN Credits	Other Deductions	Distributed Capital Gains	Non-Assessable Payments
								(Excl. Capital Gains) * 2				
SLF.AX	Spdr S&p/asx 200 Listed Property Fund	17.27	1.20	5.24	3.97	1.09	0.30	0.07	11.87	0.00	0.00	13.12
VEU.AX	Vanguard All-world Ex-us Shares Index Etf	9.31	0.00	0.00		0.00	9.31	3.99	13.30	0.00	0.00	0.00
VAF.AX	Vanguard Australian Fixed Interest Index Etf	604.44			509.42	0.00	45.74	0.00	555.16	0.00	0.00	49.28
VGB.AX	Vanguard Australian Government Bond Index Etf	618.22			566.87	0.00	0.00	0.00	566.87	0.00	0.00	51.35
VAP.AX	Vanguard Australian Property Securities Index Etf	49.59	0.00	1.68	42.74	0.00	0.39	0.02	44.83	0.00	1.49	2.54
VAE.AX	Vanguard Ftse Asia Ex Japan Shares Index Etf	96.59	0.00	0.00	2.34	0.00	91.90	11.25	105.49	0.00	21.57	(30.01)
VGE.AX	Vanguard Ftse Emerging Markets Shares Etf	108.99	0.00	0.00	2.25	0.00	83.24	19.95	105.44	0.00	15.37	0.44
VTS.AX	Vanguard Us Total Market Shares Index Etf	16.62				0.00	16.62	7.13	23.75	0.00	0.00	0.00
		1,792.46	1.20	6.92	1,127.59	1.09	247.50	42.41	1,426.71	0.00	45.31	86.72
		6,912.93	3,450.22	6.92	2,392.74	1,479.24	715.02	42.41	8,086.55	61.22	45.31	86.72

Assessable Income (Excl. Capital Gains) **8,086.55**

Net Capital Gain **45.31**

Total Assessable Income 8,131.86

* 1 Includes foreign credits from foreign capital gains.

* 2 Assessable Income in the SMSF Annual Return will be different as capital gains and losses from disposals of assets have not been included.

For a breakdown of Distributed Capital Gains and Non-Assessable Payments refer to Distributions Reconciliation Report.

L & E Noicos Superannuation Fund
Investment Total Return Report



As at 30 June 2021

Investment	Units	Market Price	Market Value	Accounting Cost	Unrealised Gain/(Loss)	Gain/(Loss)%	YTD Income* (Gross)	Income Since* Held (Gross)
Cash/Bank Accounts								
Nabtrade Cash Account NT2045267-005		360,600.960000	360,600.96	360,600.96			1,246.38	10,771.81
Nabtrade Cash Clearing Account #3365		10,866.960000	10,866.96	10,866.96			15.08	709.80
			371,467.92	371,467.92		0.00 %	1,261.46	11,481.61
Shares in Listed Companies (Australian)								
3DA.AX Amaero International Ltd	7,906.00	0.575000	4,545.95	4,999.40	(453.45)	(9.07) %		
ARG.AX Argo Investments Limited	2,281.00	8.930000	20,369.33	16,761.07	3,608.26	21.53 %	1,177.40	1,736.03
AFI.AX Australian Foundation Investment Company Limited	2,532.00	7.820000	19,800.24	14,980.70	4,819.54	32.17 %	1,169.11	1,169.11
FANG.AX Etf Fang+ Etf	336.00	17.030000	5,722.08	5,217.87	504.21	9.66 %		
EMN.AX Euro Manganese Inc	4,750.00	0.515000	2,446.25	3,984.42	(1,538.17)	(38.60) %		
LIT.AX Lithium Australia NI	14,200.00	0.100000	1,420.00	2,499.95	(1,079.95)	(43.20) %		
PLS.AX Pilbara Minerals Limited	2,012.00	1.450000	2,917.40	2,499.77	417.63	16.71 %		
PRL.AX Province Resources Ltd	17,138.00	0.130000	2,227.94	2,499.96	(272.02)	(10.88) %		
SWF.AX Selfwealth Limited	7,056.00	0.440000	3,104.64	4,991.28	(1,886.64)	(37.80) %		
VUL.AX Vulcan Energy Resources Limited	574.00	7.700000	4,419.80	4,990.94	(571.14)	(11.44) %		
WLE.AX Wam Leaders Limited	11,335.00	1.590000	18,022.65	12,058.51	5,964.14	49.46 %	1,263.37	1,263.37
WHK.AX Whitehawk Limited	7,960.00	0.145000	1,154.20	2,980.05	(1,825.85)	(61.27) %		
			86,150.48	78,463.92	7,686.56	9.80 %	3,609.88	4,168.51
Shares in Listed Companies (Overseas)								
ABNB.NDQ Airbnb Inc - Ordinary Shares - Class A	11.00	199.823636	2,198.06	1,912.01	286.05	14.96 %		
IBUY.NDQ Amplify ETF Trust - Amplify Online Retail ETF	33.00	173.090303	5,711.98	4,477.12	1,234.86	27.58 %	37.84	37.84
ARKK.NYE ARK ETF Shs Innovation	33.00	173.570000	5,727.81	3,243.72	2,484.09	76.58 %	132.10	132.10
ARKW.NYE ARK ETF Shs Web x.0	26.00	206.807308	5,376.99	4,397.94	979.05	22.26 %	73.49	73.49
SQ.NYE Block Inc - Ordinary Shares - Class A	10.00	328.642000	3,286.42	2,391.48	894.94	37.42 %		
CLOV.NDQ Clover Health Investments Corp - Ordinary Shares - Class A	300.00	11.287900	3,386.37	4,914.50	(1,528.13)	(31.09) %		

L & E Noicos Superannuation Fund

Investment Total Return Report



As at 30 June 2021

Investment	Units	Market Price	Market Value	Accounting Cost	Unrealised Gain/(Loss)	Gain/(Loss)%	YTD Income * (Gross)	Income Since * Held (Gross)
COIN.NDQ Coinbase Global Inc - Ordinary Shares - Class A	21.00	328.762381	6,904.01	9,339.01	(2,435.00)	(26.07) %		
QQQM.NDQ Invesco Exchange-Traded Fund Trust II - Invesco NASDAQ 100 ETF	10.00	193.747000	1,937.47	1,698.54	238.93	14.07 %	10.80	10.80
QQQJ.NDQ Invesco Exchange-Traded Fund Trust II - Invesco NASDAQ Next Gen 100 ETF	61.00	46.084590	2,811.16	2,453.46	357.70	14.58 %	3.83	3.83
MARA.NDQ Marathon Digital Holdings Inc	557.00	40.127397	22,350.96	2,168.73	20,182.23	930.60 %		
MAXR.NYE Maxar Technologies Inc	88.00	55.026932	4,842.37	3,590.74	1,251.63	34.86 %	1.95	1.95
OPEN.NDQ Opendoor Technologies Inc	282.00	23.801915	6,712.14	4,885.45	1,826.69	37.39 %		
OSTK.NDQ Overstock.Com Inc	17.00	128.818235	2,189.91	2,536.03	(346.12)	(13.65) %		
PLTR.NYE Palantir Technologies Inc - Ordinary Shares - Class A	50.00	36.489200	1,824.46	1,692.19	132.27	7.82 %		
PSTH.NYE Pershing Square Tontine Holdings Ltd - Ordinary Shares - Class A	145.00	29.998966	4,349.85	4,877.07	(527.22)	(10.81) %		
RIOT.NDQ Riot Blockchain Inc	475.00	48.216863	22,903.01	3,390.76	19,512.25	575.45 %		
IPOD.NYE Social Capital Hedosophia Holdings Corp IV - Ordinary Shares - Class A	273.00	13.780037	3,761.95	4,900.40	(1,138.45)	(23.23) %		
IPOF.NYE Social Capital Hedosophia Holdings Corp VI - Ordinary Shares - Class A	303.00	13.580132	4,114.78	4,890.86	(776.08)	(15.87) %		
SOFI.NDQ SoFi Technologies Inc	307.00	25.667687	7,879.98	4,926.95	2,953.03	59.94 %		
TSLA.NDQ Tesla Inc	20.00	917.853000	18,357.06	8,219.06	10,138.00	123.35 %		
SPCE.NYE Virgin Galactic Holdings Inc - Ordinary Shares - Class A	145.00	73.084897	10,597.31	3,625.03	6,972.28	192.34 %		
WCLD.NDQ WisdomTree Trust - WisdomTree Cloud Computing Fund	155.00	75.950194	11,772.28	9,772.15	2,000.13	20.47 %		
			158,996.33	94,303.20	64,693.13	68.60 %	260.01	260.01
Units in Listed Unit Trusts (Australian)								
VAE.AX Vanguard Ftse Asia Ex Japan Shares Index Etf	111.00	83.750000	9,296.25	8,163.19	1,133.06	13.88 %	107.84	124.77
VGE.AX Vanguard Ftse Emerging Markets Shares Etf	116.00	80.610000	9,350.76	8,181.91	1,168.85	14.29 %	128.94	141.69
			18,647.01	16,345.10	2,301.91	14.08 %	236.78	266.46

635,261.74

560,580.14

74,681.60

13.32 %

5,368.13

16,176.59

* Gross income includes the cash component and credits

Minutes of a meeting of the Director(s)

held on 11 February 2022 at 12 Torrens Street, College Park, South Australia 5069

PRESENT:	Lazaros Noicos and Ivka Noicos
MINUTES:	The Chair reported that the minutes of the previous meeting had been signed as a true record.
FINANCIAL STATEMENTS OF SUPERANNUATION FUND:	<p>It was resolved that the financial statements would be prepared as special purpose financial statements as, in the opinion of the trustee(s), the superannuation fund is a non-reporting entity and therefore is not required to comply with all Australian Accounting Standards.</p> <p>The Chair tabled the financial statements and notes to the financial statements of the superannuation fund in respect of the year ended 30 June 2021 and it was resolved that such statements be and are hereby adopted as tabled.</p>
TRUSTEE'S DECLARATION:	It was resolved that the trustee's declaration of the superannuation fund be signed.
ANNUAL RETURN:	Being satisfied that the fund had complied with the requirements of the Superannuation Industry (Supervision) Act 1993 (SISA) and Regulations during the year ended 30 June 2021, it was resolved that the annual return be approved, signed and lodged with the Australian Taxation Office.
TRUST DEED:	The Chair tabled advice received from the fund's legal adviser confirming that the fund's trust deed is consistent with all relevant superannuation and trust law.
INVESTMENT STRATEGY:	The allocation of the fund's assets and the fund's investment performance over this financial year were reviewed and found to be within the acceptable ranges outlined in the investment strategy. After considering the risk, rate of return and liquidity of the investments and the ability of the fund to discharge its existing liabilities, it was resolved that the investment strategy continues to reflect the purposes and circumstances of the fund and its members. Accordingly, no changes in the investment strategy were required.
INSURANCE COVER:	The trustee(s) reviewed the current life and total and permanent disability insurance coverage on offer to the members and resolved that the current insurance arrangements were appropriate for the fund.
ALLOCATION OF INCOME:	It was resolved that the income of the fund would be allocated to the members based on their average daily balance (an alternative allocation basis may be percentage of opening balance).
INVESTMENT ACQUISITIONS:	It was resolved to ratify the investment acquisitions throughout the financial year ended 30 June 2021.
INVESTMENT DISPOSALS:	It was resolved to ratify the investment disposals throughout the financial year ended 30 June 2021.
AUDITORS:	<p>It was resolved that</p> <p>Anthony Boys</p> <p>of</p> <p>Po Box 3376, Rundle Mall, South Australia 5000</p> <p>act as auditors of the Fund for the next financial year.</p>
TAX AGENTS:	It was resolved that

Minutes of a meeting of the Director(s)

held on 11 February 2022 at 12 Torrens Street, College Park, South Australia 5069

Simon Langston

act as tax agents of the Fund for the next financial year.

TRUSTEE STATUS:

Each of the trustee(s) confirmed that they are qualified to act as trustee(s) of the fund and that they are not disqualified persons as defined by s 120 of the SISA.

CONTRIBUTIONS RECEIVED:

It was resolved that the contributions during the year be allocated to members on the basis of the schedule provided by the principal Fund employer.

ACCEPTANCE OF ROLLOVERS:

The trustee has ensured that any rollover made to the Fund, meets the requirements of the Fund's deed and does not breach the superannuation laws in relation to:

1. making rollover between Funds; and,
2. breaching the Fund or the member investment strategy.

The trustee has reviewed the rollover and received advice that the rollover is in accordance with the Trust Deed and the rules of the Fund and the superannuation laws. As such the trustee has resolved to accept the rollover on behalf of the member.

PAYMENT OF BENEFITS:

The trustee has ensured that any payment of benefits made from the Fund, meets the requirements of the Fund's deed and does not breach the superannuation laws in relation to:

1. making payments to members; and,
2. breaching the Fund or the member investment strategy.

The trustee has reviewed the payment of the benefit and received advice that the transfer is in accordance with the Deed and the superannuation laws. As such the trustee has resolved to allow the payment of the benefits on behalf of the member.

CLOSURE:

All resolutions for this meeting were made in accordance with the SISA and Regulations.

There being no further business the meeting then closed.

Signed as a true record –

.....
Lazaros Noicos

Chairperson