

Financial Year Summary

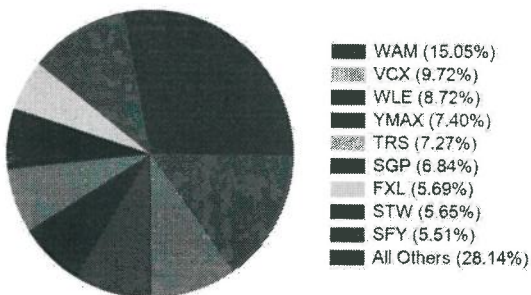


1 JULY 2019 - 30 JUNE 2020

Portfolio Valuation	Account Number	Account Name	Value as at 30 June 2020
Shares	2360108	LANDS SUPER PTY LTD <LANDS SUPER FUND AVC>	\$483,871.69
TOTAL PORTFOLIO VALUE			\$483,871.69

Allocation as at 30 June 2020

Shares in your portfolio



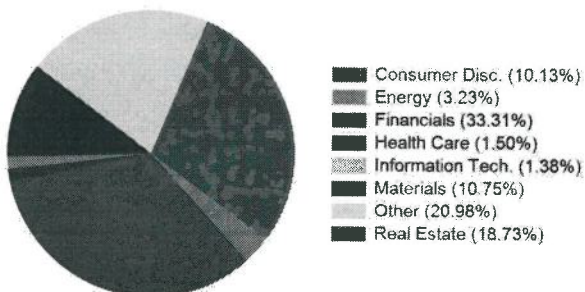
Estimated Interest & Dividends 2019-2020 Financial Year

Est. Franked Dividends	\$18,983.54
Est. Unfranked Dividends	\$9,699.12
Est. Franking Credits	\$8,135.81
Est. Interest Received from Interest Rate Securities	\$0.00
TOTAL INCOME	\$28,682.66


Fees & Charges 2019-2020 Financial Year

Total Brokerage (inc. GST)	\$1,039.32
Total Subscriptions (inc. GST)	\$0.00
Other Fees (inc. GST)	\$0.00
TOTAL FEES & CHARGES	\$1,039.32

Sectors in your portfolio



Financial Year Summary

CommSec 

1 JULY 2019 - 30 JUNE 2020

This statement only provides information for CDIA accounts that have been designated as the settlement account for your trading account as at 30 June. Please refer to NetBank for interest income from all other CBA accounts.

The Interest shown is net of any non-resident or TFN withholding tax (if applicable). Please refer to Netbank for bank fees paid on your designated CDIA settlement account in the financial year.

Portfolio Valuation

30 JUNE 2020

CommSec 

SHARES - 2360108 - HIN 57613432

LANDS SUPER PTY LTD <LANDS SUPER FUND A/C>

Portfolio	Units	Unit Price	Portfolio Value	% of Portfolio
ALC - ALCIDION GROUP LTD FPO (ORDINARY FULLY PAID)	✓ 50,000	\$0.1450	\$7,250.00	1.50%
BYE - BYRON ENERGY LTD FPO (ORDINARY FULLY PAID)	✖ 111,539	\$0.1400	\$15,615.46	3.23%
CL1 - CLASS LIMITED FPO (ORDINARY FULLY PAID)	5,000	\$1.3350	\$6,675.00	1.38%
CPV - CLEARVUE TECHNOLOGIE FPO (ORDINARY FULLY PAID)	10,000	\$0.1250	\$1,250.00	0.26%
CWP - CEDAR WOODS PROP. FPO (ORDINARY FULLY PAID)	2,000	\$5.2400	\$10,480.00	2.17%
FXL - FLEXIGROUP LIMITED FPO (ORDINARY FULLY PAID)	24,485	\$1.1250	\$27,545.63	5.69%
MIN - MINERAL RESOURCES. FPO (ORDINARY FULLY PAID)	1,000	\$21.1700	\$21,170.00	4.38%
MML - MEDUSA MINING LTD FPO (ORDINARY FULLY PAID)	10,000	\$0.6900	\$6,900.00	1.43%
MYR - MYER HOLDINGS LTD FPO (ORDINARY FULLY PAID)	50,000	\$0.1850	\$9,250.00	1.91%
NST - NORTHERN STAR FPO (ORDINARY FULLY PAID)	1,135	\$13.3600	\$15,163.60	3.13%
PGH - PACT GROUP HLDGS LTD FPO (ORDINARY FULLY PAID)	4,000	\$2.1900	\$8,760.00	1.81%
PRT - PRIME MEDIA GRP LTD FPO (ORDINARY FULLY PAID)	50,000	\$0.0910	\$4,550.00	0.94%
PTM - PLATINUM ASSET FPO (ORDINARY FULLY PAID)	5,000	\$3.7300	\$18,650.00	3.85%
SFY - SPDR 50 FUND ETF UNITS (EXCHANGE TRADED FUND UNITS FULLY PAID)	500	\$53.3300	\$26,665.00	5.51%
SGP - STOCKLAND STAPLED (FULLY PAID ORDINARY/UNITS STAPLED SECURITIES)	10,000	\$3.3100	\$33,100.00	6.84%
STW - SPDR 200 FUND ETF UNITS (EXCHANGE TRADED FUND UNITS FULLY PAID)	500	\$54.6800	\$27,340.00	5.65%
TRS - THE REJECT SHOP FPO (ORDINARY FULLY PAID)	5,000	\$7.0400	\$35,200.00	7.27%
VCX - VICINITY CENTRES STAPLED (FULLY PAID ORDINARY/UNITS STAPLED SECURITIES)	32,900	\$1.4300	\$47,047.00	9.72%
WAM - WAM CAPITAL LIMITED FPO (ORDINARY FULLY PAID)	40,000	\$1.8200	\$72,800.00	15.05%
WLE - WAM LEADERS LIMITED FPO (ORDINARY FULLY PAID)	40,000	\$1.0550	\$42,200.00	8.72%
YMAX - BETASHARES YIELDMAX TMF UNITS (TRADING MANAGED FUND UNITS FULLY PAID)	5,000	\$7.1600	\$35,800.00	7.40%
Z1P - ZIP CO LTD. FPO (ORDINARY FULLY PAID)	2,000	\$5.2300	\$10,460.00	2.16%
		Sub Total	\$483,871.69	100.00%

Transaction Summary

CommSec



1 JULY 2019 - 30 JUNE 2020

SHARES - 2360108 - HIN 57613432

LANDS SUPER PTY LTD <LANDS SUPER FUND A/C>

Total Buys and Sells	2019 - 2020 Financial Year
Total Buys (inc. Brokerage + GST)	\$138,513.67
Total Sells (inc. Brokerage + GST)	\$179,756.45

ALC - ALCIDION GROUP LTD FPO (ORDINARY FULLY PAID)

Date	Type	Quantity	Unit Price	Trade Value	Brokerage+GST	GST	CNote	Total Value
17-Feb-2020	Buy	50,000	\$.2200	\$11,000.00	\$36.05	\$3.28	95428878	\$11,036.05
Sub Total					\$36.05	\$3.28		\$11,036.05

BOQ - BANK OF QUEENSLAND. FPO (ORDINARY FULLY PAID)

Date	Type	Quantity	Unit Price	Trade Value	Brokerage+GST	GST	CNote	Total Value
21-Oct-2019	Sell	-2,000	\$9.1880	-\$18,376.07	\$58.91	\$5.36	93231897	-\$18,317.16
Sub Total					\$58.91	\$5.36		-\$18,317.16

BYE - BYRON ENERGY LTD FPO (ORDINARY FULLY PAID)

Date	Type	Quantity	Unit Price	Trade Value	Brokerage+GST	GST	CNote	Total Value
19-Nov-2019	Buy	30,000	\$.3000	\$9,000.00	\$31.90	\$2.90	93803032	\$9,031.90
Sub Total					\$31.90	\$2.90		\$9,031.90

CWP - CEDAR WOODS PROP. FPO (ORDINARY FULLY PAID)

Date	Type	Quantity	Unit Price	Trade Value	Brokerage+GST	GST	CNote	Total Value
03-Dec-2019	Buy	2,000	\$7.3000	\$14,600.00	\$47.20	\$4.29	94070229	\$14,647.20
Sub Total					\$47.20	\$4.29		\$14,647.20

DDR - DICKER DATA LIMITED FPO (ORDINARY FULLY PAID)

Date	Type	Quantity	Unit Price	Trade Value	Brokerage+GST	GST	CNote	Total Value
18-Dec-2019	Sell	-10,000	\$6.4619	-\$64,619.40	\$202.26	\$18.39	94339632	-\$64,417.14
Sub Total					\$202.26	\$18.39		-\$64,417.14

NST - NORTHERN STAR FPO (ORDINARY FULLY PAID)


Date	Type	Quantity	Unit Price	Trade Value	Brokerage+GST	GST	CNote	Total Value
21-Oct-2019	Sell	-9,000	\$10.0596	-\$90,536.64	\$282.59	\$25.69	93231938	-\$90,254.05
Sub Total					\$282.59	\$25.69		-\$90,254.05

PGH - PACT GROUP HLDGS LTD FPO (ORDINARY FULLY PAID)

Date	Type	Quantity	Unit Price	Trade Value	Brokerage+GST	GST	CNote	Total Value
15-Jan-2020	Buy	4,000	\$2.7500	\$11,000.00	\$36.05	\$3.28	94737809	\$11,036.05

Transaction Summary

1 JULY 2019 - 30 JUNE 2020



Sub Total	\$36.05	\$3.28	\$11,036.05
-----------	---------	--------	-------------

PPK - PPK GROUP LIMITED FPO (ORDINARY FULLY PAID)

Date	Type	Quantity	Unit Price	Trade Value	Brokerage+GST	GST	CNote	Total Value
17-Feb-2020	Sell	-1,000	\$6.8000	-\$6,800.00	\$31.90	\$2.90	95436745	-\$6,768.10
08-Nov-2019	Buy	1,000	\$6.2150	\$6,215.00	\$31.90	\$2.90	93605283	\$6,246.90
Sub Total					\$63.80	\$5.80		-\$521.20

PTM - PLATINUM ASSET FPO (ORDINARY FULLY PAID)

Date	Type	Quantity	Unit Price	Trade Value	Brokerage+GST	GST	CNote	Total Value
17-Mar-2020	Buy	5,000	\$3.1180	\$15,590.01	\$50.27	\$4.57	96766238	\$15,640.28
Sub Total					\$50.27	\$4.57		\$15,640.28

SFY - SPDR 50 FUND ETF UNITS (EXCHANGE TRADED FUND UNITS FULLY PAID)

Date	Type	Quantity	Unit Price	Trade Value	Brokerage+GST	GST	CNote	Total Value
18-Dec-2019	Buy	500	\$63.5500	\$31,775.00	\$100.44	\$9.13	94340032	\$31,875.44
Sub Total					\$100.44	\$9.13		\$31,875.44


STW - SPDR 200 FUND ETF UNITS (EXCHANGE TRADED FUND UNITS FULLY PAID)

Date	Type	Quantity	Unit Price	Trade Value	Brokerage+GST	GST	CNote	Total Value
27-Feb-2020	Buy	500	\$61.9400	\$30,970.00	\$97.95	\$8.91	95793482	\$31,067.95
Sub Total					\$97.95	\$8.91		\$31,067.95

Z1P - ZIP CO LTD. FPO (ORDINARY FULLY PAID)

Date	Type	Quantity	Unit Price	Trade Value	Brokerage+GST	GST	CNote	Total Value
08-Nov-2019	Buy	2,000	\$3.9500	\$7,900.00	\$31.90	\$2.90	93605543	\$7,931.90
Sub Total					\$31.90	\$2.90		\$7,931.90

Transaction Summary

CommSec 

1 JULY 2019 - 30 JUNE 2020

The transaction summary is only able to display information available to us. Transactions regarding corporate actions or stock transfers are not included and can be found on your statements as issued by the company or the share registry. Transactions for Issuer Sponsored holdings placed outside of this account are not included in this summary. Links to some of the key share registries can be found below:

Computershare (<http://www.computershare.com/au/Pages/default.aspx>)

Link Market Services (<https://investorcentre.linkmarketservices.com.au/Login.aspx/Login>)

Security Transfer Registrars (<https://www.securitytransfer.com.au/>)

Advanced Share Registry Services (<http://www.advancedshare.com.au/Home.aspx>)

Interest & Estimated Dividend Summary

1 JULY 2019 - 30 JUNE 2020



SHARES - 2360108 - HIN 57613432

LANDS SUPER PTY LTD <LANDS SUPER FUND A/C>

ESTIMATED DIVIDEND SUMMARY

CL1 - CLASS LIMITED FPO (ORDINARY FULLY PAID)

Ex-div date	Payment Date	Type	Dividend per share	Units	Est. Unfranked Amount	Est. Franked Amount	Est. Total Dividend	Est. Franking Credit
27-Feb-2020	27-Mar-2020	Interim	\$0.0250	5,000	\$0.00	\$125.00	\$125.00	\$53.57
05-Sep-2019	27-Sep-2019	Final	\$0.0250	5,000	\$0.00	\$125.00	\$125.00	\$53.57
Sub Total					\$0.00	\$250.00	\$250.00	\$107.14

CWP - CEDAR WOODS PROP. FPO (ORDINARY FULLY PAID)

Ex-div date	Payment Date	Type	Dividend per share	Units	Est. Unfranked Amount	Est. Franked Amount	Est. Total Dividend	Est. Franking Credit
23-Mar-2020	24-Apr-2020	Interim	\$0.1250	2,000	\$0.00	\$250.00	\$250.00	\$107.14
Sub Total					\$0.00	\$250.00	\$250.00	\$107.14

DDR - DICKER DATA LIMITED FPO (ORDINARY FULLY PAID)

Ex-div date	Payment Date	Type	Dividend per share	Units	Est. Unfranked Amount	Est. Franked Amount	Est. Total Dividend	Est. Franking Credit
20-Nov-2019	02-Dec-2019	Interim	\$0.0500	10,000	\$0.00	\$500.00	\$500.00	\$214.29
23-Sep-2019	04-Oct-2019	Interim	\$0.0500	10,000	\$0.00	\$500.00	\$500.00	\$214.29
16-Aug-2019	02-Sep-2019	Interim	\$0.0500	10,000	\$0.00	\$500.00	\$500.00	\$214.29
Sub Total					\$0.00	\$1,500.00	\$1,500.00	\$642.87

FXL - FLEXIGROUP LIMITED FPO (ORDINARY FULLY PAID)

Ex-div date	Payment Date	Type	Dividend per share	Units	Est. Unfranked Amount	Est. Franked Amount	Est. Total Dividend	Est. Franking Credit
05-Sep-2019	11-Oct-2019	Final	\$0.0385	24,485	\$0.00	\$942.67	\$942.67	\$404.00
Sub Total					\$0.00	\$942.67	\$942.67	\$404.00

MIN - MINERAL RESOURCES. FPO (ORDINARY FULLY PAID)

Ex-div date	Payment Date	Type	Dividend per share	Units	Est. Unfranked Amount	Est. Franked Amount	Est. Total Dividend	Est. Franking Credit
28-Feb-2020	26-Mar-2020	Interim	\$0.2300	1,000	\$0.00	\$230.00	\$230.00	\$98.57
09-Sep-2019	04-Oct-2019	Final	\$0.3100	1,000	\$0.00	\$310.00	\$310.00	\$132.86
Sub Total					\$0.00	\$540.00	\$540.00	\$231.43

NST - NORTHERN STAR FPO (ORDINARY FULLY PAID)

Ex-div date	Payment Date	Type	Dividend per share	Units	Est. Unfranked Amount	Est. Franked Amount	Est. Total Dividend	Est. Franking Credit
29-Oct-2019	20-Nov-2019	Final	\$0.0750	1,000	\$0.00	\$75.00	\$75.00	\$32.14
Sub Total					\$0.00	\$75.00	\$75.00	\$32.14

Interest & Estimated Dividend Summary

ComSec

1 JULY 2019 - 30 JUNE 2020

SFY - SPDR 50 FUND ETF UNITS (EXCHANGE TRADED FUND UNITS FULLY PAID)

Ex-div date	Payment Date	Type	Dividend per share	Units	Est. Unfranked Amount	Est. Franked Amount	Est. Total Dividend	Est. Franking Credit
30-Mar-2020	14-Apr-2020	Interim	\$0.4525	500	\$26.79	\$199.45	\$226.24	\$85.48
30-Dec-2019	13-Jan-2020	Interim	\$0.5871	500	\$110.11	\$183.45	\$293.56	\$78.62
Sub Total					\$136.90	\$382.90	\$519.80	\$164.10

SGP - STOCKLAND STAPLED (FULLY PAID ORDINARY/UNITS STAPLED SECURITIES)

Ex-div date	Payment Date	Type	Dividend per share	Units	Est. Unfranked Amount	Est. Franked Amount	Est. Total Dividend	Est. Franking Credit
30-Dec-2019	28-Feb-2020	Interim	\$0.1350	10,000	\$1,350.00	\$0.00	\$1,350.00	\$0.00
27-Jun-2019	30-Aug-2019	Final	\$0.1410	10,000	\$1,410.00	\$0.00	\$1,410.00	\$0.00
Sub Total					\$2,760.00	\$0.00	\$2,760.00	\$0.00

STW - SPDR 200 FUND ETF UNITS (EXCHANGE TRADED FUND UNITS FULLY PAID)

Ex-div date	Payment Date	Type	Dividend per share	Units	Est. Unfranked Amount	Est. Franked Amount	Est. Total Dividend	Est. Franking Credit
30-Mar-2020	14-Apr-2020	Interim	\$0.4724	500	\$40.20	\$196.00	\$236.20	\$84.00
Sub Total					\$40.20	\$196.00	\$236.20	\$84.00

VCX - VICINITY CENTRES STAPLED (FULLY PAID ORDINARY/UNITS STAPLED SECURITIES)

Ex-div date	Payment Date	Type	Dividend per share	Units	Est. Unfranked Amount	Est. Franked Amount	Est. Total Dividend	Est. Franking Credit
30-Dec-2019	02-Mar-2020	Interim	\$0.0770	32,900	\$2,533.30	\$0.00	\$2,533.30	\$0.00
27-Jun-2019	28-Aug-2019	Final	\$0.0795	32,900	\$2,615.55	\$0.00	\$2,615.55	\$0.00
Sub Total					\$5,148.85	\$0.00	\$5,148.85	\$0.00

VLW - VILLA WLD FPO [VLW]

Ex-div date	Payment Date	Type	Dividend per share	Units	Est. Unfranked Amount	Est. Franked Amount	Est. Total Dividend	Est. Franking Credit
17-Oct-2019	28-Oct-2019	Interim	\$0.3100	13,737	\$0.00	\$4,258.47	\$4,258.47	\$1,825.06
Sub Total					\$0.00	\$4,258.47	\$4,258.47	\$1,825.06

WAM - WAM CAPITAL LIMITED FPO (ORDINARY FULLY PAID)

Ex-div date	Payment Date	Type	Dividend per share	Units	Est. Unfranked Amount	Est. Franked Amount	Est. Total Dividend	Est. Franking Credit
20-Apr-2020	28-Apr-2020	Interim	\$0.0775	40,000	\$0.00	\$3,100.00	\$3,100.00	\$1,328.57
17-Oct-2019	25-Oct-2019	Final	\$0.0775	40,000	\$0.00	\$3,100.00	\$3,100.00	\$1,328.57
Sub Total					\$0.00	\$6,200.00	\$6,200.00	\$2,657.14

WLE - WAM LEADERS LIMITED FPO (ORDINARY FULLY PAID)

Ex-div date	Payment Date	Type	Dividend per share	Units	Est. Unfranked Amount	Est. Franked Amount	Est. Total Dividend	Est. Franking Credit
15-Apr-2020	28-Apr-2020	Interim	\$0.0325	40,000	\$0.00	\$1,300.00	\$1,300.00	\$557.14
11-Oct-2019	25-Oct-2019	Final	\$0.0300	40,000	\$0.00	\$1,200.00	\$1,200.00	\$514.29
Sub Total					\$0.00	\$2,500.00	\$2,500.00	\$1,071.43

Interest & Estimated Dividend Summary

1 JULY 2019 - 30 JUNE 2020



YMAX - BETASHARES YIELDMAX TMF UNITS (TRADING MANAGED FUND UNITS FULLY PAID)								
Ex-div date	Payment Date	Type	Dividend per share	Units	Est. Unfranked Amount	Est. Franked Amount	Est. Total Dividend	Est. Franking Credit
01-Apr-2020	20-Apr-2020	Interim	\$0.1528	5,000	\$372.83	\$391.00	\$763.83	\$167.57
02-Jan-2020	17-Jan-2020	Interim	\$0.1631	5,000	\$468.62	\$347.00	\$815.62	\$148.71
01-Oct-2019	16-Oct-2019	Interim	\$0.2192	5,000	\$393.09	\$703.00	\$1,096.09	\$301.29
01-Jul-2019	16-Jul-2019	Final	\$0.1652	5,000	\$378.63	\$447.50	\$826.13	\$191.79
Sub Total					\$1,613.17	\$1,888.50	\$3,501.67	\$809.36
TOTAL					\$9,699.12	\$18,983.54	\$28,682.66	\$8,135.81

ESTIMATED INTEREST RECEIVED

No data available

TOTAL

\$0.00

Interest & Estimated Dividend Summary

CommSec 

1 JULY 2019 - 30 JUNE 2020

(1) This is an estimate prepared by CommSec based upon units that you hold in accordance with our records. Your actual entitlement will be determined by whether or not a company's share registry shows you as owning shares at the relevant record dates. Amounts that may have been withheld for failing to provide your tax file number to your share registries are not disclosed on this report.

Dividends are estimated by CommSec based on the total registered Units held on the Record Date of the dividend. The following fields are estimated in accordance with the calculations outlined below:

- (a) Units = Total registered units of security held on the Record Date of the dividend
- (b) Est. Unfranked Amount = Units X Dividend per security X Unfranked %
- (c) Est. Franked Amount = Units X Dividend per security X Franked %
- (d) Est. Franking Credit = (Est. Franked Amount X company tax rate)/(100 - company tax rate)
- (e) Est. Total Dividend = Units x Dividend per security

(2) If you have total franking credit amounts greater than \$5,000, in order to be eligible to claim the benefit of the franking credit, you must have held the security for at least 45 consecutive days, not including date of purchase and date of sale. Where the 45 day holding requirement has not been satisfied, the holding period rule (also known as the 45 day rule) may apply to deny the franking credits attached to the dividend received in respect of the particular security. If you have bought shares in the special 2 day trading period that is available after a company's shares go "ex-dividend" then you may not be entitled to franking credits on these shares. If that situation applies to you please speak to your tax adviser.

Please refer to your dividend statement provided by the Share Registry for any foreign tax credits you may be entitled to and breakdown of any trust distribution you may have received.

For details of the components of your ASX listed trust distributions you will need to refer to the Annual Tax Statement issued by the trust manager.

This statement is issued by Commonwealth Securities Limited ABN 60 067 254 399 AFSL 238814 ("CommSec"), a participant of the ASX Group and Chi-X Australia. CommSec is a wholly owned but non-guaranteed subsidiary of Commonwealth Bank of Australia Group ("CBA"). Information contained in this statement is believed to be accurate at the time the statement is generated. CBA and its subsidiaries do not accept any liability for any errors or omissions contained in this statement, or any responsibility for any action taken in reliance on this statement. This statement is a summary document only and it is not intended to replace any document which contains information that may be required for taxation purposes. You should therefore retain your CHESS statements, dividend statements, confirmation contract notes and bank account statements for your records in this regard. If there are any errors in this statement, please contact us on 13 15 19. The total brokerage outlined does not include any rebates you may have received over the financial year. Please refer to your transaction statement records for any rebates you may have received for the report period. This report only includes dividends paid for holdings held with CommSec. Any dividends paid (based on the ex-dividend date) prior to holdings being transferred to CommSec are not included in this report. This report may not include information on some accounts if you have switched products during the financial year. CommSec is not a registered tax practitioner and the information provided in this report does not constitute tax advice. The above information whilst based upon your holdings only takes into account those of your circumstances of which we are aware. It is recommended that you provide the report to your tax adviser or accountant in order that your particular circumstances can be properly addressed.

Address Commonwealth Securities Locked Bag 22, Australia Square NSW 1215 | Enquiries 13 15 19 | www.commsec.com.au

Interest & Estimated Dividend Summary

1 JULY 2019 - 30 JUNE 2020

CommSec



GLOSSARY

Units	The number of registered securities that you own.
Unit Price	The Portfolio Valuation 'Unit Price' is calculated using a 'Reference' Price provided by the ASX which takes into account an adjustment to determine value at Close of Market if the Security does not trade in the Closing Single Price Auction on the Valuation Date.
Brokerage	The fee or charge that is paid by you when transacting a buy or sell.
Holder Identification Number (HIN)	When you are CHESS sponsored with a Broker you will be issued a unique number, called a HIN. Multiple holdings can be registered under the single HIN. A HIN starts with the letter X and usually followed by 10 numbers, e.g. X0001234567.
Dividend	A dividend is a payment made to shareholders from the company. This payment is a portion of the company's profits. ASX listed companies typically pay dividends twice a year, usually as an 'interim' dividend and a 'final dividend'. From time to time, a company may also pay a 'special' dividend.
Ex-dividend date	The ex-dividend date occurs two business days before the company's Record Date. To be entitled to a dividend a shareholder must have purchased the shares before the ex-dividend date. If you purchase shares on or after that date, the previous owner of the shares (and not you) is entitled to the dividend.
Interim dividend	A dividend paid during a year representing a return based on the previous six months' financial performance and the outlook for the future.
Final dividend	A dividend paid during a year representing a return based on the previous twelve months' financial performance.
Special dividend	A dividend paid by the company outside typical recurring (interim and final) dividend cycle.
Record date	The record date is the date the share registries use in determining who is entitled to a dividend or entitlement associated with a security. Those who held the security in the company and were on the register on the record date are eligible for the entitlement.
Payment date	The date on which a declared dividend is scheduled to be paid.
Unfranked dividend	Dividends which do not carry a franking credit.
Franked dividend	Franked dividends are paid to security holders out of profits on which the company has already paid tax.
Franking /Imputation Credit	A franking credit is your share of tax paid by a company on the profits from which your dividend are paid. They are also known as Imputation Credits.
Total subscription	Total subscription can include, but are not limited to: CommSecIRESS fees, Morningstar research subscription fees and CommSec share trade alerts.
Other fees	Other fees can include, but are not limited to: Off market transfer fees, conditional trading fees, rejection fees, early and late settlement fees, fail fees, SRN query, rebooking fees, cheque payment fee or cheque dishonour fees and the printing and posting of contract notes.
Corporate action (CA)	Any action initiated by the company or corporation, for the purpose of giving an entitlement to shareholders.

