


Douglas Bennett Superannuation Fund



# Financial Statements

For the year ended 30 June 2021

## Douglas Bennett Superannuation Fund

# Compilation Report

For the year ended 30 June 2021

---

We have compiled the accompanying special purpose financial statements of Douglas Bennett Superannuation Fund, which comprise the statement of financial position as at 30 June 2021, the operating statement for the year then ended, a summary of significant accounting policies and other explanatory notes. The specific purpose for which the special purpose financial statements have been prepared is set out in Note 1 to the financial statements.

### The Responsibility of the Trustees

The Trustees of Douglas Bennett Superannuation Fund are solely responsible for the information contained in the special purpose financial statements, the reliability, accuracy and completeness of the information and for the determination that the financial reporting framework used is appropriate to meet their needs and for the purpose that the financial statements were prepared.

### Our Responsibility

On the basis of information provided by the Trustees, we have compiled the accompanying special purpose financial statements in accordance with the financial reporting framework described in Note 1 to the financial statements and APES 315: *Compilation of Financial Information*.

We have applied our expertise in accounting and financial reporting to compile these financial statements in accordance with the financial reporting framework described in Note 1 to the financial statements. We have complied with the relevant ethical requirements of APES 110: *Code of Ethics for Professional Accountants*.

### Assurance Disclaimer

Since a compilation engagement is not an assurance engagement, we are not required to verify the reliability, accuracy or completeness of the information provided to us by management to compile these financial statements. Accordingly, we do not express an audit opinion or a review conclusion on these financial statements.

The special purpose financial statements were compiled exclusively for the benefit of the Trustees who are responsible for the reliability, accuracy and completeness of the information used to compile them. We do not accept responsibility for the contents of the special purpose financial statements.

Firm:

Address:

Signature: \_\_\_\_\_

Date: \_\_\_\_\_

## Statement of Financial Position

As at 30 June 2021

	Note	2021 \$	2020 \$
<b>INVESTMENTS</b>			
Australian Listed Shares	13	215,410	240,300
Australian Listed Unit Trust	14	90,383	43,387
Unit Trusts (Unlisted)	15	107,657	169,701
Overseas Unit Trusts	16	48,534	-
Australian Listed Options / Rights	17	521	-
		<b>462,505</b>	<b>453,388</b>
<b>OTHER ASSETS</b>			
Cash at Bank	18	5,361	17,142
Sundry Debtors - Fund Level	19	15,070	6,611
		<b>20,431</b>	<b>23,753</b>
<b>TOTAL ASSETS</b>		<b>482,936</b>	<b>477,141</b>
<b>LIABILITIES</b>			
Provisions for Tax - Fund	20	(6,303)	507
Financial Position Rounding		2	2
		<b>(6,301)</b>	<b>509</b>
<b>TOTAL LIABILITIES</b>		<b>(6,301)</b>	<b>509</b>
<b>NET ASSETS AVAILABLE TO PAY BENEFITS</b>		<b>489,237</b>	<b>476,632</b>
<b>REPRESENTED BY: LIABILITY FOR MEMBERS' BENEFITS</b>			
Allocated to Members' Accounts	21	489,237	476,632
		<b>489,237</b>	<b>476,632</b>

This Statement is to be read in conjunction with the notes to the Financial Statements

# Operating Statement

For the year ended 30 June 2021

	Note	2021 \$	2020 \$
<b>REVENUE</b>			
<b>Investment Revenue</b>			
Australian Listed Shares	2	6,780	8,828
Australian Listed Unit Trust	3	2,552	2,261
Unit Trusts (Unlisted)	4	6,034	8,458
Overseas Unit Trusts	5	11,341	-
Miscellaneous Rebates	6	582	138
		<b>27,289</b>	<b>19,685</b>
<b>Contribution Revenue</b>			
Member Non-Concessional Contributions		6,000	10,000
Employer Concessional Contributions		-	3,283
Co-Contribution Financed Benefits		992	-
		<b>6,992</b>	<b>13,283</b>
<b>Other Revenue</b>			
Cash at Bank	7	12	187
Market Movement Non-Realised	8	79,926	(1,415)
Market Movement Realised	9	(15,917)	2,854
		<b>64,021</b>	<b>1,626</b>
<b>Total Revenue</b>		<b>98,302</b>	<b>34,594</b>
<b>EXPENSES</b>			
<b>General Expense</b>			
Fund Administration Expenses	10	397	2,789
Investment Expenses	11	5,568	5,853
		<b>5,965</b>	<b>8,642</b>
<b>BENEFITS ACCRUED AS A RESULT OF OPERATIONS BEFORE INCOME TAX</b>		<b>92,337</b>	<b>25,952</b>
<b>Tax Expense</b>			
Fund Tax Expenses	12	(9,016)	(2,742)
		<b>(9,016)</b>	<b>(2,742)</b>
<b>BENEFITS ACCRUED AS A RESULT OF OPERATIONS</b>		<b>101,353</b>	<b>28,694</b>

This Statement is to be read in conjunction with the notes to the Financial Statements

## Douglas Bennett Superannuation Fund

# Notes to the Financial Statements

For the year ended 30 June 2021

---

### Note 1: Summary of Significant Accounting Policies

The trustees have prepared the financial statements on the basis that the superannuation fund is a non-reporting entity because there are no users dependent on general purpose financial statements. The financial statements are therefore special purpose financial statements that have been prepared in order to meet the requirements of the Superannuation Industry (Supervision) Act 1993 and accompanying Regulations, the trust deed of the fund and the needs of members.

The financial statements have also been prepared on a cash basis unless otherwise stated and are based on historical costs, except for investments, which have been measured at market values.

The following significant accounting policies, which are consistent with the policies applied in the previous period unless otherwise stated, have been adopted in the preparation of the financial statements.

#### a. Measurement of Investments

The fund initially recognises:

- i. an investment when it controls the future economic benefits expected to flow from the asset. For financial assets, the trade date is considered the date on which control of the future economic benefits attributable to the asset passes to the fund; and
- ii. a financial liability on the date it becomes a party to the contractual provisions of the instrument.

Investments of the fund have been measured at their market values, which is the amount that a willing buyer of the asset could reasonably be expected to pay to acquire the asset from a willing seller if the following assumptions were made:

- that the buyer and seller deal with each other at arm's length in relation to the sale;
- that the sale occurred after proper marketing of the asset; and
- that the buyer and the seller acted knowledgeably and prudentially in relation to the sale.

Market values have been determined as follows:

- i. shares and other securities listed on the Australian Securities Exchange by reference to the relevant market quotations at the end of the reporting period;
- ii. units in managed funds by reference to the unit redemption price at the end of the reporting period;
- iii. fixed interest securities by reference to the redemption price at the end of the reporting period; and
- iv. investment properties at trustees' assessment of their realisable value.

Financial liabilities, such as trade creditors and other payables, are measured at the gross value of the outstanding balance at the reporting date. The trustees have determined that the gross values of the fund's financial liabilities are equivalent to their market values. Any remeasurement changes in the gross values of non-current financial liabilities (including liabilities for members accrued benefits) are recognised in the operating statement in the periods in which they occur.

#### b. Cash and Cash Equivalents

Cash and cash equivalents include cash on hand and at call, deposits with banks and short-term, highly liquid investments that are readily convertible to cash and are subject to an insignificant risk of change in value.

#### c. Revenue

Revenue is recognised at the market value of the consideration received or receivable.

#### Interest revenue

## Douglas Bennett Superannuation Fund

# Notes to the Financial Statements

For the year ended 30 June 2021

---

Interest revenue is recognised in respect of fixed-interest securities, and cash and cash equivalent balances. Interest revenue is recognised upon receipt.

### Dividend revenue

Dividend revenue is recognised when the dividend has been paid or, in the case of dividend reinvestment schemes, when the dividend is credited to the benefit of the fund.

### Rental revenue

Rental revenue arising from operating leases on investment properties is recognised upon receipt.

### Distribution revenue

Distributions from trusts are recognised as at the date the unit value is quoted ex-distributions and if not received at the end of the reporting period, are reflected in the statement of financial position as a receivable.

### Contributions and Transfers

Contributions received and transfers in are recognised when the control and the benefits from the revenue is transferred to the fund. Contributions and transfers in are recognised gross of any taxes.

### Remeasurement changes in market values

Remeasurement changes in the market values of assets are recognised as income and are determined as the difference between the market value at year-end or consideration received (if sold during the year) and the market value as at the prior year-end or cost (if the investment was acquired during the period).

### d. Expenses

Expense are recognised and reflected in the operating statement when they are incurred.

### e. Benefits Paid

Benefits are recognised when a valid withdrawal notice is received and approved by the trustee(s) in accordance with the fund's Trust Deed.

### f. Liability for Accrued Benefits

The liability for accrued benefits represents the fund's present obligation to pay benefits to members and beneficiaries and has been calculated as the difference between the carrying amount of the assets and the carrying amount of the other payables and income tax liabilities as at the end of the reporting period.

### g. Income Tax

The income tax expense (revenue) for the year comprises current income tax expense (revenue) and deferred income tax expense (revenue).

Current income tax expense charged to the profit or loss is the tax payable (refundable) on taxable income. Current tax liabilities (assets) are therefore measured at the amounts expected to be paid to (refunded from) the relevant taxation authority.

Deferred income tax expense reflects movements in deferred tax liability balances during the year as well as unused tax losses.

Except for business combinations, no deferred income tax is recognised from the initial recognition of an asset or liability where there is no effect on accounting or taxable profit or loss.

## Douglas Bennett Superannuation Fund

# Notes to the Financial Statements

For the year ended 30 June 2021

---

Deferred tax assets and liabilities are calculated at the tax rates that are expected to apply to the period when the asset is realised or the liability is settled and their measurement also reflects the manner in which the trustees expect to recover or settle the carrying amount of the related asset or liability.

Deferred tax assets relating to temporary differences and unused tax losses are recognised only to the extent that it is probable that future taxable profit will be available against which the benefits of the deferred tax asset can be utilised.

Current tax assets and liabilities are offset where a legally enforceable right of set-off exists and it is intended that net settlement or simultaneous realisation and settlement of the respective asset and liability will occur. Deferred tax assets and liabilities are offset where:

(a) a legally enforceable right of set-off exists; and

(b) the deferred tax assets and liabilities relate to income taxes levied by the same taxation authority on either the same taxable entity or different taxable entities, where it is intended that net settlement or simultaneous realisation and settlement of the respective asset and liability will occur in future periods in which significant amounts of deferred tax assets or liabilities are expected to be recovered or settled.

The rate of tax used to determine income tax expense (revenue) and current tax liabilities (assets) is 15%, the applicable rate for a complying superannuation fund. This rate is applied to taxable income, after any claim for exempt current pension income, where applicable. The top personal marginal tax rate is applied to a non-complying superannuation fund and to non-arm's length income (NALI).

### h. Goods and Services Tax (GST)

Revenues, expenses and assets are recognised net of the amount of GST, except where the amount of GST incurred is not recoverable from the Australian Taxation Office (ATO).

The net amount of GST recoverable from, or payable to, the ATO is included with other receivables or other payables in the statement of financial position.

### i. Critical Accounting Estimates and Judgments

The preparation of financial statements requires the trustees to make judgments, estimates and assumptions that affect the application of accounting policies and the reported amounts of assets and liabilities, income and expenses. Actual results may differ from these estimates.

Estimates and underlying assumptions are reviewed on an ongoing basis. Revisions to accounting estimates are recognised in the period in which the estimate is revised and in any future period affected.

### j. Events Subsequent to Balance Date

The superannuation fund is an Accumulation fund and consequently any reduction or increment in market value of the fund is a reduction in member benefits. Any significant movement in the market value of investments after balance date has not been brought to account. Investments are in principle held for the long term and it is not appropriate to bring any subsequent reduction or increment in market values to account as at year end. Net movement in market values subsequent to balance date will be recognised in the next financial year.

In March 2020, the WHO classified the COVID-19 outbreak as a pandemic, based on the rapid increase in exposure globally. The full impact of the COVID-19 outbreak continues to evolve as of the date of this report. As such, it is uncertain as to the impact this will have on the superannuation fund.

**Douglas Bennett Superannuation Fund**  
Notes to the Financial Statements  
For the year ended 30 June 2021

	2021 \$	2020 \$
<b>Note 2: Australian Listed Shares</b>		
Amcor Limited - Dividends	675	743
CSL Limited - Dividends	417	433
Ellerston FPO	-	1,529
Magellan Global Fund	778	-
Magellan Global Trust	761	1,432
Perpetual Equity Investment Company Limited	1,135	1,338
QV Equities	1,100	880
Ramsay Health Care - Dividends	137	434
Telstra Corporation. - Dividends	-	497
Wesfarmers Limited - Dividends	889	744
Westpac Banking Corp - Dividends	888	798
	<b>6,780</b>	<b>8,828</b>
<b>Note 3: Australian Listed Unit Trust</b>		
Ale Property Group Stapled - Dividends	1,400	1,659
Dexus Property Group Stapled - Dividends	55	602
Magellan Global Fund (Open Class) (Managed Fund)	1,097	-
	<b>2,552</b>	<b>2,261</b>
<b>Note 4: Unit Trusts (Unlisted)</b>		
Aust Unity Wholesale Healthcare Property - Distribution	2,883	2,482
Charter Hall Direct Industrial No.3	2,107	2,043
Magellan Global Equities Fund	1,044	2,264
Patriot Small Companies - Distribution	-	1,669
	<b>6,034</b>	<b>8,458</b>
<b>Note 5: Overseas Unit Trusts</b>		
Ellerston Global Mid Small Cap Fund Class B	11,341	-
	<b>11,341</b>	<b>-</b>
<b>Note 6: Miscellaneous Rebates</b>		
Miscellaneous Rebate	582	138
	<b>582</b>	<b>138</b>
<b>Note 7: Cash at Bank</b>		
Cash at Bank - Bank Interest	12	187
	<b>12</b>	<b>187</b>



**Douglas Bennett Superannuation Fund**  
Notes to the Financial Statements  
For the year ended 30 June 2021

	2021	2020
	\$	\$
<b>Note 8: Market Movement Non-Realised</b>		
Market Movement Non-Realised - Derivatives and Instalment Warrants	521	-
Market Movement Non-Realised - Other Managed Investments	-	3,255
Market Movement Non-Realised - Overseas Shares	4,173	-
Market Movement Non-Realised - Shares - Listed	57,522	(1,311)
Market Movement Non-Realised - Trusts - Non-Public & Non-PST	18,817	2,866
Market Movement Non-Realised - Trusts - Unit	(1,107)	(6,225)
	<b>79,926</b>	<b>(1,415)</b>
<b>Note 9: Market Movement Realised</b>		
Market Movement Realised - Other Managed Investments	(20,049)	3,445
Market Movement Realised - Overseas Shares	1,499	-
Market Movement Realised - Shares - Listed	9,192	(1,024)
Market Movement Realised - Trusts - Non-Public & Non-PST	1,547	-
Market Movement Realised - Trusts - Unit	(8,106)	433
	<b>(15,917)</b>	<b>2,854</b>
<b>Note 10: Fund Administration Expenses</b>		
Professional Fees	138	2,530
Subscriptions and Registrations (Admin)	259	259
	<b>397</b>	<b>2,789</b>
<b>Note 11: Investment Expenses</b>		
Investment Advisor Fee	5,568	5,853
	<b>5,568</b>	<b>5,853</b>
<b>Note 12: Fund Tax Expenses</b>		
Income Tax Expense	(6,332)	(2,206)
Tax Accrued During Period (Deferred Tax)	(2,684)	(536)
	<b>(9,016)</b>	<b>(2,742)</b>

**Douglas Bennett Superannuation Fund**  
Notes to the Financial Statements  
For the year ended 30 June 2021

	2021 \$	2020 \$
<b>Note 13: Australian Listed Shares</b>		
Amcors Limited	16,250	15,552
CSL Limited	42,208	42,476
Ellerston FPO	-	52,483
Magellan Global Fund	38,463	-
Magellan Global Trust	-	37,081
Perpetual Equity Investment Company Limited	26,356	18,348
QV Equities	19,900	15,900
Ramsay Health Care	17,752	18,759
Wesfarmers Limited	28,723	21,787
Westpac Banking Corp	25,758	17,914
	<b>215,410</b>	<b>240,300</b>
<b>Note 14: Australian Listed Unit Trust</b>		
Ale Property Group Stapled	31,258	32,365
Dexus Property Group Stapled	-	11,022
Magellan Global Fund (Open Class) (Managed Fund)	59,125	-
	<b>90,383</b>	<b>43,387</b>
<b>Note 15: Unit Trusts (Unlisted)</b>		
Aust Unity Wholesale Healthcare Property	67,131	54,892
Charter Hall Direct Industrial No.3	40,526	33,947
Magellan Global Equities Fund	-	56,325
Patriot Small Companies	-	24,537
	<b>107,657</b>	<b>169,701</b>
<b>Note 16: Overseas Unit Trusts</b>		
Ellerston Global Mid Small Cap Fund Class B	48,534	-
	<b>48,534</b>	<b>-</b>
<b>Note 17: Australian Listed Options / Rights</b>		
Magellan Global Fund. Option Expiring 01-Mar-2024 Ex At Disc To EST NAV	298	-
Perpetual Equity Investment Company Limited Option Expiring 02-Sep-2022	223	-
	<b>521</b>	<b>-</b>
<b>Note 18: Cash at Bank</b>		
Cash at Bank - Macquarie	5,361	17,142
	<b>5,361</b>	<b>17,142</b>

**Douglas Bennett Superannuation Fund**

## Notes to the Financial Statements

For the year ended 30 June 2021

	2021	2020
	\$	\$
<b>Note 19: Sundry Debtors - Fund Level</b>		
Sundry Debtors Number 1	9,023	6,611
Sundry Debtors Number 2	6,047	-
	<b>15,070</b>	<b>6,611</b>
<b>Note 20: Provisions for Tax - Fund</b>		
Provision for Deferred Tax (Fund)	29	2,713
Provision for Income Tax (Fund)	(6,332)	(2,206)
	<b>(6,303)</b>	<b>507</b>
<b>Note 21A: Movements in Members' Benefits</b>		
Liability for Members' Benefits Beginning:	476,632	577,220
Add: Increase (Decrease) in Members' Benefits	101,355	28,697
Less: Benefit Paid	88,750	129,283
<b>Liability for Members' Benefits End</b>	<b>489,237</b>	<b>476,632</b>
<b>Note 21B: Members' Other Details</b>		
Total Unallocated Benefits	-	-
Total Forfeited Benefits	-	-
Total Preserved Benefits	6,009	321,758
Total Vested Benefits	489,237	476,632

## Tax Reconciliation

For the year ended 30 June 2021

<b>INCOME</b>		
<b>Gross Interest Income</b>		12.00
<b>Gross Dividend Income</b>		
Imputation Credits	6,308.16	
Franked Amounts	14,501.76	
Unfranked Amounts	1,092.50	21,902.00
<b>Gross Rental Income</b>		-
<b>Gross Foreign Income</b>		393.00
<b>Gross Trust Distributions</b>		1,440.00
<b>Gross Assessable Contributions</b>		
Employer Contributions/Untaxed Transfers	-	
Member Contributions	-	-
<b>Gross Capital Gain</b>		
Net Capital Gain	-	
Pension Capital Gain Revenue	553.00	553.00
<b>Non-arm's length income</b>		-
<b>Net Other Income</b>		1,871.00
<b>Gross Income</b>		<b>26,171.00</b>
Less Exempt Current Pension Income (using a Pension Exempt Factor of 0.99768000, plus Deemed Segregation Periods)		26,142.00
<b>Total Income</b>		<b>29.00</b>
<b>LESS DEDUCTIONS</b>		
<b>Other Deduction</b>		90.00
Add back net exempt pension income loss offset		61.00
<b>Total Deductions</b>		<b>29.00</b>
<b>Current Year Loss</b>		-
<b>TAXABLE INCOME</b>		<b>-</b>
Gross Income Tax Expense (15% of Standard Component)		-
(45% of Non-arm's length income)		-
Less Foreign Tax Offset	-	
Less Other Tax Credit	-	
<b>Tax Assessed</b>		-
Less Imputed Tax Credit	6,331.68	
Less Amount Already paid (for the year)	-	6,331.68
<b>TAX DUE OR REFUNDABLE</b>		<b>(6,331.68)</b>
<b>Supervisory Levy</b>		<b>259.00</b>
<b>AMOUNT DUE OR REFUNDABLE</b>		<b>(6,072.68)</b>
<b>No Tax to be paid. Loss to be carried forward to next year: \$</b>	<b>0.00</b>	
<b>Note: Refund of tax file credits will be \$</b>	<b>0.00</b>	
<b>Note: Refund of imputation credits will be \$</b>	<b>6,331.68</b>	

Douglas Bennett Superannuation Fund

# Member Account Balances

For the year ended 30 June 2021

Member Accounts	Opening Balance	Transfers & Tax Free Contributions	Taxable Contributions	Transfers to Pension Membership	Less: Member Tax	Less: Member Expenses	Less: Withdrawals	Distributions	Closing Balance
<b>Bennett, Jeanette (62)</b>									
<b>Accumulation</b>									
Accum (00001)	-	353,706.14	-	(345,790.34)	-	-	-	18.76	7,992.56
<b>Pension</b>									
TRIS - RET (00008) - 100.00%	319,960.57	-	-	-	-	-	320,056.40	85.83	-
ABP (00010) - 1.73%	-	-	-	-	-	-	-	-	-
TRIS - RET (00011) - 1.73%	25,592.89	-	-	-	-	-	25,734.84	141.56	-
ABP (00012) - 72.22%	13,933.50	-	-	-	-	-	16,397.62	2,464.12	-
ABP (00013) - 100.00%	-	-	-	320,056.40	-	-	25,007.18	65,475.23	869,464.48
ABP (00014) - 1.73%	-	-	-	25,735.94	-	-	27,610.93	1,876.99	-
	<b>359,492.96</b>	-	-	<b>345,790.34</b>	-	-	<b>414,866.57</b>	<b>70,047.72</b>	<b>360,464.45</b>
	<b>359,492.96</b>	<b>353,706.14</b>	-	-	-	-	<b>414,866.57</b>	<b>70,064.48</b>	<b>368,397.01</b>
<b>Douglas, Frederick (70)</b>									
<b>Accumulation</b>									
Accum (00001)	-	1,000.00	-	-	-	-	-	1.84	1,001.84
<b>Pension</b>									
ABP (00003) - 100.00%	117,139.41	-	-	-	-	-	21,597.17	24,296.16	119,838.40
	<b>117,139.41</b>	-	-	-	-	-	<b>21,597.17</b>	<b>24,296.16</b>	<b>119,838.40</b>
	<b>117,139.41</b>	<b>1,000.00</b>	-	-	-	-	<b>21,597.17</b>	<b>24,297.97</b>	<b>120,840.21</b>
<b>Reserve</b>	-	-	-	-	-	-	-	-	-
<b>TOTALS</b>	<b>476,632.37</b>	<b>354,706.14</b>	-	-	-	-	<b>436,463.74</b>	<b>94,362.45</b>	<b>489,237.22</b>

CALCULATED FUND EARNING RATE:

22.0351 %

APPLIED FUND EARNING RATE:

22.0351 %

Douglas Bennett Superannuation Fund

# Investment Summary

As at 30 June 2021

Investment	Code	Units	Average Unit Cost \$	Market Price \$	Adjusted Cost \$	Market Value \$	Gain / Loss \$	Gain / Loss %	Portfolio Weight %
<b>Cash</b>									
Cash at Bank - Marginette	-	-	-	-	5,361.39	5,361.39	-	-	1.15
					<b>5,361.39</b>	<b>5,361.39</b>	<b>-</b>	<b>-</b>	<b>1.15</b>
<b>Domestic Shares</b>									
Amcor Limited	AMC	1,074,000.00	13.9579	15.1300	14,990.62	16,249.62	1,258.80	8.40	3.47
CSL Limited	CSL	146,000.00	101.3227	285.1900	14,945.76	42,206.12	27,212.36	181.47	8.02
Magellan Global Fund	MGT	21,250,000.00	1.2900	1.6160	25,536.59	38,462.59	3,925.91	15.22	8.22
Magellan Global Fund (Open Class) Man	MGO	21,500,000.00	1.4639	2.7560	35,779.77	59,125.99	23,351.23	65.27	13.64
Perpetual Equity Investment Company Li	PER	20,274,000.00	1.0014	1.3000	20,501.98	26,559.29	6,054.82	29.82	5.63
QV Equities	QVE	29,000,000.00	1.2200	0.9550	24,400.00	19,900.00	(4,500.00)	(18.44)	4.25
Ranbaxy Health Care	RHC	282,000.00	70.8433	22.9500	19,977.60	17,751.90	(2,225.90)	(11.14)	3.79
Westfarmers Limited	WES	486,000.00	29.2505	59.1000	14,215.75	26,722.60	14,506.65	102.05	5.14
Westpac Banking Corp	WBC	498,000.00	90.0430	25.9100	29,982.93	16,746.38	(13,244.55)	(44.09)	5.51
					<b>204,174.80</b>	<b>274,534.32</b>	<b>70,359.52</b>	<b>34.46</b>	<b>58.68</b>
<b>LRBA Australian Shares</b>									
Magellan Global Fund - Option Expiring 0	MGFO	10,625,000.00	-	0.0280	-	237.40	297.50	-	0.06
Perpetual Equity Investment Company Li	PERCOA	26,274,000.00	-	0.0100	-	219.01	219.01	-	0.05
					<b>-</b>	<b>520.51</b>	<b>520.51</b>	<b>-</b>	<b>0.11</b>
<b>Non-Public &amp; Non-PST Trusts</b>									
Aust Unity Wholesale Healthcare Propert	AUSO12A11	29,977,510.4	1.5192	1.2394	46,141.82	67,131.11	20,989.29	45.49	14.35
Charter Hall Direct Industrial No 3	CHD004411	15,537,590.00	1.9907	1.5819	35,148.93	40,525.60	15,216.47	40.19	8.79
					<b>71,440.75</b>	<b>107,656.71</b>	<b>36,215.96</b>	<b>50.69</b>	<b>23.01</b>
<b>Overseas Shares</b>									
Ellerston Global Mid-small Cap Fund (Clas	ECL2206401	35,698,990.00	1.2058	1.3225	44,361.10	48,534.41	4,173.31	9.41	10.37
					<b>44,361.10</b>	<b>48,534.41</b>	<b>4,173.31</b>	<b>9.41</b>	<b>10.37</b>
<b>Unit Trusts</b>									
AL Property Group Stapled	LEF	4,512,000.00	1.5142	1.6600	21,844.49	31,257.60	8,373.11	38.59	6.68
					<b>22,884.49</b>	<b>31,257.60</b>	<b>8,373.11</b>	<b>36.59</b>	<b>6.68</b>
<b>Total Investments</b>					<b>348,222.53</b>	<b>467,864.94</b>	<b>119,642.41</b>	<b>34.36</b>	<b>100.00</b>

Gain / Loss \$ is equal to Market Value \$ less Adjusted Cost \$

Gain / Loss % is equal to Gain / Loss \$ divided by Adjusted Cost \$, expressed as a percentage

# Member Statement

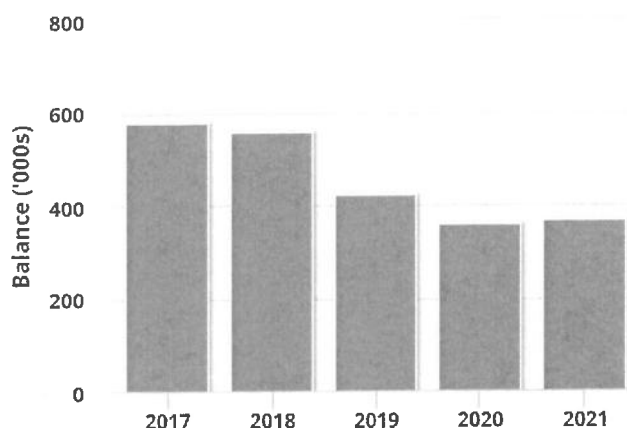
For the year ended 30 June 2021

## Member details

**Ms Jeanette Bennett**  
**3 Andrew Court**  
**BUNDALONG VIC 3730**  
**AUSTRALIA**

Date of Birth: 09/08/1958  
 Eligible Service Date: 03/04/1995

## Your recent balance history



### YOUR OPENING BALANCE

**\$359,492.96**

**\$8,904.05**  
 Balance Increase

### YOUR CLOSING BALANCE

**\$368,397.01**

### Your Net Fund Return

**22.0351%**

## Your account at a glance

**Opening Balance as at 01/07/2020** **\$359,492.96**

### What has been added to your account

Co-Contribution Financed Benefits	\$992.40
Internal Transfers	\$347,713.74
Member Non-Concessional Contributions	\$5,000.00
Purchase Price of Pension	\$345,790.34

### What has been deducted from your account

Pension Payments During Period	\$67,152.83
Transfers to Pension Account	\$345,790.34
Withdrawals/Rollouts	\$347,713.74

**New Earnings** **\$70,064.48**

**Closing Balance at 30/06/2021** **\$368,397.01**

# Member Statement

For the year ended 30 June 2021

---

## Consolidated - Ms Jeanette Bennett

---

### ACCESS TO YOUR BENEFITS

---

Unrestricted non-preserved (Generally available to be withdrawn)	\$362,387.85
Restricted non-preserved (Generally available when you leave your employer)	\$0.00
Preserved (Generally available once you retire, after reaching your preservation age)	\$6,009.16

### YOUR TAX COMPONENTS

---

Tax Free Component	\$367,199.03
Taxable Component	\$1,197.98

### YOUR INSURANCE COVER

---

Death Benefit	\$0.00
Disability Benefit	\$0.00
Salary Continuance (Annual Insured Benefit)	\$0.00

### YOUR TOTAL SUPERANNUATION BALANCE

---

Your total superannuation balance	\$368,397.01
-----------------------------------	--------------

NOTE: This amount does not include any entitlements from external super funds

### INVESTMENT RETURN

---

The return on your investment for the year	22.04 %
--	---------



# Member Statement

For the year ended 30 June 2021

---

## Accumulation Account - Ms Jeanette Bennett

---

### ACCOUNT SUMMARY

---

**Opening Balance as at 01/07/2020** **\$0.00**

#### What has been added to your account

Co-Contribution Financed Benefits	\$992.40
Internal Transfers	\$347,713.74
Member Non-Concessional Contributions	\$5,000.00

#### What has been deducted from your account

Transfers to Pension Account	\$345,790.34
------------------------------	--------------

**New Earnings** **\$16.76**

**Closing Balance at 30/06/2021** **\$7,932.56**

### ACCESS TO YOUR BENEFITS

---

Unrestricted non-preserved (Generally available to be withdrawn)	\$1,923.40
Restricted non-preserved (Generally available when you leave your employer)	\$0.00
Preserved (Generally available once you retire, after reaching your preservation age)	\$6,009.16

### YOUR TAX COMPONENTS

---

Tax Free Component	\$6,734.58
Taxable Component	\$1,197.98

# Member Statement

For the year ended 30 June 2021

---

## TRIS in Retirement Phase - Ms Jeanette Bennett

---

### PENSION ACCOUNT DETAILS

---

Member ID	00008
Pension Type	ACCOUNT - TRIS in retirement phase
Pension Commencement Date	2/05/2016
Reversionary Pension	No

### ACCOUNT SUMMARY

---

<b>Opening Balance as at 01/07/2020</b>	<b>\$319,966.57</b>
---	---------------------

---

### What has been deducted from your account

Withdrawals/Rollouts	\$320,056.40
----------------------	--------------

<b>New Earnings</b>	<b>\$89.83</b>
---------------------	----------------

---

<b>Closing Balance at 30/06/2021</b>	<b>\$0.00</b>
--------------------------------------	---------------

---

### ACCESS TO YOUR BENEFITS

---

Unrestricted non-preserved (Generally available to be withdrawn)	\$0.00
Restricted non-preserved (Generally available when you leave your employer)	\$0.00
Preserved (Generally available once you retire, after reaching your preservation age)	\$0.00

### YOUR TAX COMPONENTS

---

Tax Free Component	\$0.00
Tax Free Proportion %	0.00%
Taxable Component	\$0.00

# Member Statement

For the year ended 30 June 2021

---

## Account Based Pension - Ms Jeanette Bennett

---

### PENSION ACCOUNT DETAILS

---

Member ID	00010
Pension Type	ACCOUNT
Pension Commencement Date	1/07/2018
Reversionary Pension	No

### ACCOUNT SUMMARY

---

<b>Opening Balance as at 01/07/2020</b>	<b>\$0.00</b>
<b>New Earnings</b>	<b>\$0.00</b>
<b>Closing Balance at 30/06/2021</b>	<b>\$0.00</b>

### ACCESS TO YOUR BENEFITS

---

Unrestricted non-preserved (Generally available to be withdrawn)	\$0.00
Restricted non-preserved (Generally available when you leave your employer)	\$0.00
Preserved (Generally available once you retire, after reaching your preservation age)	\$0.00

### YOUR TAX COMPONENTS

---

Tax Free Component	\$0.00
Tax Free Proportion %	0.00%
Taxable Component	\$0.00

# Member Statement

For the year ended 30 June 2021

---

## TRIS in Retirement Phase - Ms Jeanette Bennett

---

### PENSION ACCOUNT DETAILS

---

Member ID	00011
Pension Type	ACCOUNT - TRIS in retirement phase
Pension Commencement Date	1/07/2018
Reversionary Pension	No

### ACCOUNT SUMMARY

---

<b>Opening Balance as at 01/07/2020</b>	<b>\$25,592.89</b>
---	--------------------

### What has been deducted from your account

Withdrawals/Rollouts	\$25,734.44
----------------------	-------------

<b>New Earnings</b>	<b>\$141.55</b>
---------------------	-----------------

<b>Closing Balance at 30/06/2021</b>	<b>\$0.00</b>
--------------------------------------	---------------

### ACCESS TO YOUR BENEFITS

---

Unrestricted non-preserved (Generally available to be withdrawn)	\$0.00
Restricted non-preserved (Generally available when you leave your employer)	\$0.00
Preserved (Generally available once you retire, after reaching your preservation age)	\$0.00

### YOUR TAX COMPONENTS

---

Tax Free Component	\$0.00
Tax Free Proportion %	0.00%
Taxable Component	\$0.00

# Member Statement

For the year ended 30 June 2021

---

## Account Based Pension - Ms Jeanette Bennett

---

### PENSION ACCOUNT DETAILS

---

Member ID	00012
Pension Type	ACCOUNT
Pension Commencement Date	30/06/2020
Reversionary Pension	No

### ACCOUNT SUMMARY

---

<b>Opening Balance as at 01/07/2020</b>	<b>\$13,933.50</b>
---	--------------------

### What has been deducted from your account

Pension Payments During Period	\$15,391.94
Withdrawals/Rollouts	\$1,005.68

<b>New Earnings</b>	<b>\$2,464.12</b>
---------------------	-------------------

<b>Closing Balance at 30/06/2021</b>	<b>\$0.00</b>
--------------------------------------	---------------

### ACCESS TO YOUR BENEFITS

---

Unrestricted non-preserved (Generally available to be withdrawn)	\$0.00
Restricted non-preserved (Generally available when you leave your employer)	\$0.00
Preserved (Generally available once you retire, after reaching your preservation age)	\$0.00

### YOUR TAX COMPONENTS

---

Tax Free Component	\$0.00
Tax Free Proportion %	0.00%
Taxable Component	\$0.00

## Member Statement

For the year ended 30 June 2021

## Account Based Pension - Ms Jeanette Bennett

## PENSION ACCOUNT DETAILS

Member ID	00013
Pension Type	ACCOUNT
Pension Commencement Date	1/07/2020
Reversionary Pension	No

## ACCOUNT SUMMARY

<b>Opening Balance as at 01/07/2020</b>	<b>\$0.00</b>
---	---------------

## What has been added to your account

Purchase Price of Pension	\$320,056.40
---------------------------	--------------

## What has been deducted from your account

Pension Payments During Period	\$25,067.18
--------------------------------	-------------

<b>New Earnings</b>	<b>\$65,475.23</b>
---------------------	--------------------

<b>Closing Balance at 30/06/2021</b>	<b>\$360,464.45</b>
--------------------------------------	---------------------

## ACCESS TO YOUR BENEFITS

Unrestricted non-preserved (Generally available to be withdrawn)	\$360,464.45
Restricted non-preserved (Generally available when you leave your employer)	\$0.00
Preserved (Generally available once you retire, after reaching your preservation age)	\$0.00

## YOUR TAX COMPONENTS

Tax Free Component	\$360,464.45
Tax Free Proportion %	100.00%
Taxable Component	\$0.00

# Member Statement

For the year ended 30 June 2021

---

## Account Based Pension - Ms Jeanette Bennett

---

### PENSION ACCOUNT DETAILS

---

Member ID	00014
Pension Type	ACCOUNT
Pension Commencement Date	2/07/2020
Reversionary Pension	No

### ACCOUNT SUMMARY

---

<b>Opening Balance as at 01/07/2020</b>	<b>\$0.00</b>
---	---------------

---

### What has been added to your account

---

Purchase Price of Pension	\$25,733.94
---------------------------	-------------

### What has been deducted from your account

---

Pension Payments During Period	\$26,693.71
Withdrawals/Rollouts	\$917.22

<b>New Earnings</b>	<b>\$1,876.99</b>
---------------------	-------------------

---

<b>Closing Balance at 30/06/2021</b>	<b>\$0.00</b>
--------------------------------------	---------------

---

### ACCESS TO YOUR BENEFITS

---

Unrestricted non-preserved (Generally available to be withdrawn)	\$0.00
Restricted non-preserved (Generally available when you leave your employer)	\$0.00
Preserved (Generally available once you retire, after reaching your preservation age)	\$0.00

### YOUR TAX COMPONENTS

---

Tax Free Component	\$0.00
Tax Free Proportion %	0.00%
Taxable Component	\$0.00

# Member Statement

For the year ended 30 June 2021

---

## **YOUR BENEFICIARY(s) - Ms Jeanette Bennett**

---

No beneficiaries have been recorded.

## **FUND CONTACT DETAILS**

---

### **Pablo Loriente**

(03) 9480 5500

PO Box 706

Burgundy Street

HEIDELBERG VIC 3084

---



# Member Statement

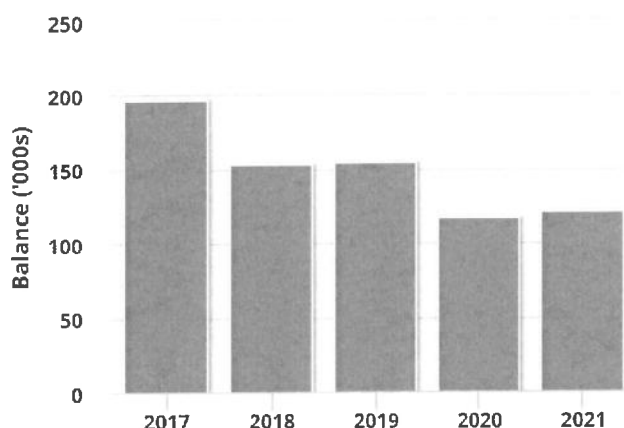
For the year ended 30 June 2021

## Member details

**Mr Frederick Douglas**  
**3 Andrew Court**  
**BUNDALONG VIC 3730**  
**AUSTRALIA**

Date of Birth: 13/07/1950  
 Eligible Service Date: 22/09/1986

## Your recent balance history



**YOUR OPENING BALANCE**

**\$117,139.41**

**\$3,700.80**  
 Balance Increase

**YOUR CLOSING BALANCE**

**\$120,840.21**

**Your Net Fund Return**

**22.0351%**

## Your account at a glance

**Opening Balance as at 01/07/2020**

**\$117,139.41**

## What has been added to your account

Member Non-Concessional Contributions

**\$1,000.00**

## What has been deducted from your account

Pension Payments During Period

**\$21,597.17**

## New Earnings

**\$24,297.97**

**Closing Balance at 30/06/2021**

**\$120,840.21**

# Member Statement

For the year ended 30 June 2021

---

## Consolidated - Mr Frederick Douglas

---

### ACCESS TO YOUR BENEFITS

---

Unrestricted non-preserved (Generally available to be withdrawn)	\$120,840.21
Restricted non-preserved (Generally available when you leave your employer)	\$0.00
Preserved (Generally available once you retire, after reaching your preservation age)	\$0.00

### YOUR TAX COMPONENTS

---

Tax Free Component	\$120,838.40
Taxable Component	\$1.81

### YOUR INSURANCE COVER

---

Death Benefit	\$0.00
Disability Benefit	\$0.00
Salary Continuance (Annual Insured Benefit)	\$0.00

### YOUR TOTAL SUPERANNUATION BALANCE

---

Your total superannuation balance	\$120,840.21
-----------------------------------	--------------

NOTE: This amount does not include any entitlements from external super funds

### INVESTMENT RETURN

---

The return on your investment for the year	22.04 %
--	---------

# Member Statement

For the year ended 30 June 2021

---

## Accumulation Account - Mr Frederick Douglas

---

### ACCOUNT SUMMARY

---

<b>Opening Balance as at 01/07/2020</b>	<b>\$0.00</b>
<b>What has been added to your account</b>	
Member Non-Concessional Contributions	\$1,000.00
<b>New Earnings</b>	<b>\$1.81</b>
<b>Closing Balance at 30/06/2021</b>	<b>\$1,001.81</b>

### ACCESS TO YOUR BENEFITS

---

Unrestricted non-preserved (Generally available to be withdrawn)	\$1,001.81
Restricted non-preserved (Generally available when you leave your employer)	\$0.00
Preserved (Generally available once you retire, after reaching your preservation age)	\$0.00

### YOUR TAX COMPONENTS

---

Tax Free Component	\$1,000.00
Taxable Component	\$1.81

# Member Statement

For the year ended 30 June 2021

---

## Account Based Pension - Mr Frederick Douglas

---

### PENSION ACCOUNT DETAILS

---

Member ID	00003
Pension Type	ACCOUNT
Pension Commencement Date	1/07/2015
Reversionary Pension	No

### ACCOUNT SUMMARY

---

**Opening Balance as at 01/07/2020** **\$117,139.41**

### What has been deducted from your account

Pension Payments During Period \$21,597.17

**New Earnings** **\$24,296.16**

**Closing Balance at 30/06/2021** **\$119,838.40**

### ACCESS TO YOUR BENEFITS

---

Unrestricted non-preserved (Generally available to be withdrawn)	\$119,838.40
Restricted non-preserved (Generally available when you leave your employer)	\$0.00
Preserved (Generally available once you retire, after reaching your preservation age)	\$0.00

### YOUR TAX COMPONENTS

---

Tax Free Component	\$119,838.40
Tax Free Proportion %	100.00%
Taxable Component	\$0.00

# Member Statement

For the year ended 30 June 2021

---

## YOUR BENEFICIARY(s) - Mr Frederick Douglas

---

No beneficiaries have been recorded.

## FUND CONTACT DETAILS

---

### Pablo Lorient

(03) 9480 5500

PO Box 706

Burgundy Street

HEIDELBERG VIC 3084

---