

# WORK PAPER INDEX

Client: Tinderly Super Fund

Period: 30<sup>th</sup> June 2021

C - CLIENT INFORMATION

N - NOTES ON JOB

F - FINANCIAL REPORT

T - TAX RETURN

W - WORKING PAPER

S - SOURCE DOCUMENTS

P - PRIOR YEAR

## **C - CLIENT INFORMATION**

## **N - NOTES ON JOB**

## **F - FINANCIAL REPORT**

# Financial statements and reports for the year ended 30 June 2021

## Tinderly Super

---

Operating Statement

Statement of Financial Position

Notes to the Financial Statements

Trustees Declaration

Statement of Taxable Income

Members Statement

Investment Summary

Market Movement

CGT Register

Investment Income

Realised Capital Gains

Unrealised Capital Gains

Trustee Minute / Resolution

Trial Balance

---

Tinderly Super  
**Operating Statement**

For the year ended 30 June 2021



	Note	2021 \$	2020 \$
<b>Income</b>			
<b>Investment Income</b>			
Dividends Received	8	0	1
Interest Received		0	15
<b>Investment Gains</b>			
Changes in Market Values	9	3,167	(1,613)
<b>Contribution Income</b>			
Personal Non Concessional		11,486	0
Transfers In		0	24,000
<b>Other Income</b>			
Foreign Exchange Increase/Decrease		(668)	(315)
Other Income	\$2	2	0
<b>Total Income</b>		13,987	22,088
<b>Expenses</b>			
Accountancy Fees		1,089	660
Administration Costs		0	363
ATO Supervisory Levy		259	518
Auditor's Remuneration		330	330
ASIC Fees		273	0
Bank Charges		32	36
Investment Expenses		1,188	0
Fines		340	0
Formation expenses		0	935
		3,511	2,842
<b>Total Expenses</b>		3,511	2,842
<b>Benefits accrued as a result of operations before income tax</b>		10,476	19,246
Income Tax Expense		290	0
<b>Benefits accrued as a result of operations</b>		10,187	19,246

The accompanying notes form part of these financial statements.

Refer to compilation report

Tinderly Super  
**Statement of Financial Position**



As at 30 June 2021

	Note	2021 \$	2020 \$
<b>Assets</b>			
<b>Investments</b>			
Cryptocurrency	2	24,899	2,881
Other Investments	3	6,651	7,285
Shares in Listed Companies (Australian)	4	2,470	0
Shares in Listed Companies (Overseas)	5	64,807	69,924
Shares in Unlisted Private Companies (Australian)	6	1,200	2,400
<b>Total Investments</b>		<u>100,027</u>	<u>82,490</u>
<b>Other Assets</b>			
Macquarie Cash Management Acc 2928		23	3,475
Coinspot Cryptocurrency Account		0	0
IG Market Trading Account		461	4,000
Unitex Cash		(70)	0
<b>Total Other Assets</b>		<u>414</u>	<u>7,475</u>
<b>Total Assets</b>		<u>100,441</u>	<u>89,965</u>
Less:			
<b>Liabilities</b>			
Income Tax Payable		344	54
<b>Total Liabilities</b>		<u>344</u>	<u>54</u>
<b>Net assets available to pay benefits</b>		<u>100,097</u>	<u>89,911</u>
Represented by:			
<b>Liability for accrued benefits allocated to members' accounts</b>			
McLennan, Christie - Accumulation		100,097	89,911
<b>Total Liability for accrued benefits allocated to members' accounts</b>		<u>100,097</u>	<u>89,911</u>

The accompanying notes form part of these financial statements.

Refer to compilation report



**Note 1: Summary of Significant Accounting Policies**

The trustees have prepared the financial statements on the basis that the Superannuation Fund is not a reporting entity because it is not publicly accountable and is not required by law or governing document to prepare financial statements that comply with Australian Accounting Standards. The financial statements are therefore special purpose financial statements that have been prepared in order to meet the requirements of the Superannuation Industry (Supervision) Act 1993 and associated Regulations, the trust deed of the Fund and the needs of members.

The financial statements have been prepared on a cash basis and are based on historical costs, except for investments which have been measured at market value.

The following significant accounting policies, which are consistent with the policies applied in the previous period unless otherwise stated, have been adopted in the preparation of the financial statements.

The financial statements were authorised for issue by the Director(s).

**a. Measurement of Investments**

The Fund initially recognises:

- (i) an investment when it controls the future economic benefits expected to flow from the asset. For financial assets, the trade date is considered to be the date on which control of the future economic benefits attributable to the asset passes to the Fund; and
- (ii) a financial liability on the date it becomes a party to the contractual provisions of the instrument.

Investments of the Fund have been measured at market value, which refers to the amount that a willing buyer could reasonably be expected to pay to acquire an asset from a willing seller if the following assumptions were made:

- that the buyer and the seller deal with each other at arm's length in relation to the sale;
- that the sale occurred after proper marketing of the asset; and
- that the buyer and the seller acted knowledgeably and prudentially in relation to the sale.

Market value has been determined as follows:

- (i) shares and other securities listed on the Australian Securities Exchange by reference to the relevant market quotations at the end of the reporting period;
- (ii) units in managed funds by reference to the unit redemption price at the end of the reporting period;
- (iii) fixed-interest securities by reference to the redemption price at the end of the reporting period;
- (iv) unlisted investments are stated at trustees' assessment based on estimated market value at balance date or where necessary, an external valuer's opinion; and
- (v) investment properties at the trustees' assessment of the market value or where necessary a qualified independent valuer's opinion at the end of reporting period.

Financial liabilities, such as trade creditors and other payables, are measured at the gross value of the outstanding balance at the end of the reporting period. The trustees have determined that the gross values of the Fund's financial liabilities is equivalent to their market values. Any remeasurement changes in the gross values of non-current financial liabilities (including liabilities for members' accrued benefits) are recognised in the operating statement in the periods in which they occur.

**b. Cash and Cash Equivalents**

Cash and cash equivalents include cash on hand and at call, deposits with banks and short-term, highly liquid investments that are readily convertible to cash and subject to an insignificant risk of change in value.

**c. Revenue**

Revenue is recognised to the extent that it is probable that the economic benefits will flow to the Fund and the revenue can be reliably measured. Revenue is recognised at the fair value of the consideration received or receivable.

**Interest revenue**

Interest revenue is recognised in respect of fixed-interest securities, and cash and cash equivalent balances. Interest revenue is recognised upon receipt.

**Dividend revenue**

Dividend revenue is recognised when the dividend has been paid or, in the case of dividend reinvestment schemes, when the dividend is credited to the benefit of the fund.

**Rental revenue**

Rental revenue arising from operating leases on investment properties is recognised upon receipt.

**Distribution revenue**

Distributions from unit trusts and managed funds are recognised as at the date the unit value is quoted ex-distribution and if not received at the end of the reporting period, are reflected in the statement of financial position as a receivable at market value.

**Remeasurement changes in market values**

Remeasurement changes in the market values of assets are recognised as income and determined as the difference between the market value at year-end or consideration received (if sold during the year) and the market value as at the prior year-end or cost (if acquired during the period).

**Contributions**

Contributions and transfers in are recognised when the control and the benefits from the revenue have been attained and are recorded by the Fund, gross of any taxes, in the period to which they relate.

**d. Liability for Accrued Benefits**

The liability for accrued benefits represents the Fund's present obligation to pay benefits to members and beneficiaries, and has been calculated as the difference between the carrying amount of the assets and the carrying amount of the other payables and income tax liabilities as at the end of the reporting period.

**e. Critical Accounting Estimates and Judgements**

The preparation of financial statements requires the trustees to make judgements, estimates and assumptions that affect the application of accounting policies and the reported amounts of assets and liabilities, income and expenses. Actual results may differ from these estimates.

Estimates and underlying assumptions are reviewed on an ongoing basis. Revisions to accounting estimates are recognised in the period in which the estimate is revised and in any future period affected.

**Note 2: Cryptocurrency**

	<b>2021</b>	<b>2020</b>
	<b>\$</b>	<b>\$</b>
Cardano	397	0
Cosmos	10	0
Bitcoin	3,932	1,436
BNB	0	108
Binance Coin	850	0
Bitcoin SV	7	0

BTC Standard Hashrate Token	116	0
PancakeSwap	118	0
Chiliz	41	0
COTI	9	0
Crypterium	41	0
CRU	769	0
CRU - Unitex	49	0
Curve DAO Token	35	0
DOGE	419	0
Polkadot	44	0
Einsteinium	10	0
EOS	39	0
Ethereum - Unitex	7,370	0
Ethereum- ETH	4,156	0
Filecoin	112	0
GameCredits	18	0
Gas	1	0
GXChain	24	0
JUST	149	0
KardiaChain	65	0
Litecoin	132	0
Maker	55	0
Pundi X	214	0
Polkamarkets	3	0
Polymath	35	0
Reddcoin	48	0
Ravencoin	23	0
Shiba Inu	12	0
ShareToken	10	0
SNX	0	1,084
Synthetix Network Token	373	0
Solana	83	0
Swipe	129	0

## Notes to the Financial Statements

For the year ended 30 June 2021

Telcoin	12	0
Theta Fuel	296	0
Theta Network	263	0
TNT	0	253
UNTB	510	0
Tether	2,958	0
VeChain	662	0
Vite	12	0
Veracity	7	0
VTHO	1	0
WazirX	29	0
Stellar	89	0
XRP	164	0
	24,901	2,881

**Note 3: Other Investments**

	<b>2021</b>	<b>2020</b>
	<b>\$</b>	<b>\$</b>
MACTX Hedged Fund	6,651	7,285
	6,651	7,285

**Note 4: Shares in Listed Companies (Australian)**

	<b>2021</b>	<b>2020</b>
	<b>\$</b>	<b>\$</b>
Flight Centre Travel Group Limited	446	0
Openpay Group Ltd	143	0
Splitit Payments Ltd	104	0
Webjet Limited	491	0
ZIP Co Limited..	1,287	0
	2,471	0

**Note 5: Shares in Listed Companies (Overseas)**

	<b>2021</b>	<b>2020</b>
	<b>\$</b>	<b>\$</b>
Euroasian Rail Skyway Systems Holding II Limited	64,807	69,924
	64,807	69,924

**Note 6: Shares in Unlisted Private Companies (Australian)**

	2021 \$	2020 \$
Eco Minerals Research Limited	1,200	1,200
NU FORTUNE Gold Limited	0	1,200
	1,200	2,400

**Note 7: Banks and Term Deposits**

	2021 \$	2020 \$
<b>Banks</b>		
IG Market Trading Account	461	4,000
Macquarie Cash Management Acc 2928	23	3,475
Unitex Cash	(70)	0
	414	7,475

**Note 8: Dividends**

	2021 \$	2020 \$
Freedom Foods Group Limited	0	1
	0	1

**Note 9: Changes in Market Values****Unrealised Movements in Market Value**

	2021 \$	2020 \$
<b>Cryptocurrency</b>		
BNB	1	(1)
BTC Standard Hashrate Token	(228)	0
Binance Coin	(259)	0
Bitcoin	(516)	148
Bitcoin SV	(2)	0
COTI	(11)	0
CRU	769	0
CRU - Unitex	(147)	0

**Notes to the Financial Statements**

For the year ended 30 June 2021

Cardano	74	0
Chiliz	(59)	0
Chubby Shiba	(36)	0
Cosmos	(10)	0
Crypterium	(60)	0
Curve DAO Token	(28)	0
DOGE	(100)	0
EOS	(66)	0
Einsteinium	(40)	0
ElonDoge	(82)	0
Ethereum - Unitex	(368)	0
Ethereum- ETH	815	0
Filecoin	28	0
GXChain	(59)	0
Galaxium	(224)	0
GameCredits	7	0
Gold Standard	(50)	0
Hokkaido Inu	(100)	0
JUST	(18)	0
KardiaChain	(135)	0
Litecoin	(218)	0
Maker	(39)	0
POOROCKET	(67)	0
Pancake Lottery	(15)	0
PancakeSwap	(179)	0
Polkadot	(56)	0
Polkamarkets	(17)	0
Polymath	(15)	0
Pundi X	(386)	0
Ravencoin	(77)	0
Reddcoin	(152)	0
SNX	(659)	659
Save Your Assets	(18)	0

## Notes to the Financial Statements

For the year ended 30 June 2021

ShareToken	(7)	0
Shiba Inu	(27)	0
Solana	(18)	0
Stellar	(44)	0
Swipe	(162)	0
Synthetix Network Token	(827)	0
TNT	(253)	253
Telcoin	(8)	0
Tether	66	0
The CHAD Project	(157)	0
Theta Fuel	46	0
Theta Network	122	0
UNTB	192	0
VTHO	(1)	0
VeChain	(278)	0
Veracity	(13)	0
Vite	(38)	0
WazirX	(71)	0
XRP	(36)	0
	<u>(4,314)</u>	<u>1,059</u>
<b>Other Investments</b>		
MACTX Hedged Fund	(635)	(315)
	<u>(635)</u>	<u>(315)</u>
<b>Other Revaluations</b>		
Other Revaluations	4,458	0
	<u>4,458</u>	<u>0</u>
<b>Shares in Listed Companies (Australian)</b>		
Althea Group Holdings Limited	0	(124)
Flight Centre Travel Group Limited	54	0
Freedom Foods Group Limited	0	(6)
Medlab Clinical Limited	0	8
Openpay Group Ltd	(105)	0
Splitit Payments Ltd	(184)	0

## Notes to the Financial Statements

For the year ended 30 June 2021

Webjet Limited	119	0
ZIP Co Limited..	140	0
	24	(122)
<b>Shares in Listed Companies (Overseas)</b>		
Euroasian Rail Skyway Systems Holding II Limited	(5,117)	0
	(5,117)	0
<b>Shares in Unlisted Private Companies (Australian)</b>		
NU FORTUNE Gold Limited	(1,200)	0
	(1,200)	0
<b>Total Unrealised Movement</b>	<b>(6,783)</b>	<b>622</b>

**Realised Movements in Market Value**

	<b>2021</b>	<b>2020</b>
	<b>\$</b>	<b>\$</b>
<b>Cryptocurrency</b>		
0x	92	0
1inch	(38)	0
ATOM	0	23
BNB	0	(54)
Binance Coin	1,035	0
Bitcoin	1,951	262
Bitcoin Cash	99	0
CRU	(910)	0
Cardano	544	0
Chainlink	138	0
Compound	275	0
Curve DAO Token	68	0
DASH	0	28
DOGE	107	0
DUSK Network	(9)	0
EOS	371	0
Einsteinium	8	0
Enjin Coin	11	0
Ethereum - Unitex	(37)	0



**Notes to the Financial Statements**

For the year ended 30 June 2021

Ethereum- ETH	(19)	189
Filecoin	1,084	0
GNT	0	(100)
JUST	168	0
Keep3rV1	(43)	0
Litecoin	281	0
Maker	164	0
NEO	116	0
ONG	0	28
PIVX	171	0
Pancake LPs	125	0
PancakeSwap	460	0
Polkadot	218	0
Polymath	256	0
Pundi X	99	0
RedFOX Labs	30	0
SNX	1,869	(473)
SWINGBY	(25)	0
ShareToken	17	0
TNT	(361)	0
TRON	102	0
Tether	(57)	0
Tezos	5	0
The Graph	27	0
Theta Network	141	0
Unifi Protocol DAO	19	0
Verge	385	0
Voyager Token	19	0
XRP	637	0
Zilliqa	84	0
yearn.finance	136	0
	9,813	(97)

**Other Investments**

**Notes to the Financial Statements**

For the year ended 30 June 2021

Arbitrage Corporation	0	(2,071)
	0	(2,071)
<b>Shares in Listed Companies (Australian)</b>		
Althea Group Holdings Limited	0	(302)
Flight Centre Travel Group Limited	70	0
Freedom Foods Group Limited	0	(25)
Medlab Clinical Limited	0	(55)
Webjet Limited	68	0
	138	(382)
<b>Total Realised Movement</b>	9,951	(2,550)
<b>Changes in Market Values</b>	3,168	(1,928)

**Tinderly Super**  
**Tinderly Consulting Pty Ltd ACN: 602028839**  
**Trustees Declaration**

---

The directors of the trustee company have determined that the fund is not a reporting entity and that the special purpose financial statements should be prepared in accordance with the accounting policies described in Note 1 to the financial statements.

The directors of the trustee company declare that:

- (i) the financial statements and notes to the financial statements for the year ended 30 June 2021 present fairly, in all material respects, the financial position of the superannuation fund at 30 June 2021 and the results of its operations for the year ended on that date in accordance with the accounting policies described in Note 1 to the financial statements;
- (ii) the financial statements and notes to the financial statements have been prepared in accordance with the requirements of the trust deed; and
- (iii) the operation of the superannuation fund has been carried out in accordance with its trust deed and in compliance with the requirements of the Superannuation Industry (Supervision) Act 1993 and associated Regulations during the year ended 30 June 2021.

Specifically, the directors of the trustee company declare that:

- in accordance with s120 of the Superannuation Industry (Supervision) Act 1993, no individual trustee has been or is a disqualified person;
- the fund has satisfactory title to all assets, all assets are unencumbered and free from charge as prescribed by s50 of the Superannuation Industry (Supervision) Act 1993 and reg13.14 of the Superannuation Industry (Supervision) Act 1994; and
- to the knowledge of the directors of the trustee company, there have been no events or transactions subsequent to the balance date which could have a material impact on the fund. Where such events have occurred, the effect of such events has been accounted and noted in the fund's financial statements.

Signed in accordance with a resolution of the directors of the trustee company by:

.....  
Christie McLennan  
Tinderly Consulting Pty Ltd  
Director

Dated this ..... day of .....

# Statement of Taxable Income

For the year ended 30 June 2021

	2021
	\$
Benefits accrued as a result of operations	10,476.00
<b>Less</b>	
Other Non Taxable Income	(666.00)
Tax Losses Deducted	1,892.00
Realised Accounting Capital Gains	9,949.00
Non Taxable Contributions	11,486.00
	<u>22,661.00</u>
<b>Add</b>	
Other Non Deductible Expenses	340.00
Decrease in MV of investments	6,783.00
Net Capital Gains	7,352.00
	<u>14,475.00</u>
	<u>2,290.00</u>
<b>Taxable Income or Loss</b>	
Income Tax on Taxable Income or Loss	343.50
	<u>343.50</u>
<b>CURRENT TAX OR REFUND</b>	
Supervisory Levy	259.00
	<u>602.50</u>
<b>AMOUNT DUE OR REFUNDABLE</b>	

\$3167



(\$668)+\$2

# Tinderly Super Members Statement



Christie Helen McLennan  
24 Fletcher St  
APPLECROSS, Western Australia, 6153, Australia

## Your Details

Date of Birth :	Provided	Nominated Beneficiaries:	N/A
Age:	43	Nomination Type:	N/A
Tax File Number:	Provided	Vested Benefits:	100,098
Date Joined Fund:	21/08/2018	Total Death Benefit:	100,098
Service Period Start Date:	11/11/1997		
Date Left Fund:			
Member Code:	MCLCHR00001A		
Account Start Date:	21/08/2018		
Account Phase:	Accumulation Phase		
Account Description:	Accumulation		

## Your Balance

Total Benefits	100,098
<u>Preservation Components</u>	
Preserved	100,067
Unrestricted Non Preserved	32
Restricted Non Preserved	
<u>Tax Components</u>	
Tax Free	12,035
Taxable	88,064
Investment Earnings Rate	-1%

## Your Detailed Account Summary

	This Year	Last Year
Opening balance at 01/07/2020	89,911	70,665
<u>Increases to Member account during the period</u>		
Employer Contributions		
Personal Contributions (Concessional)		
Personal Contributions (Non Concessional)	11,486	
Government Co-Contributions		
Other Contributions		
Proceeds of Insurance Policies		
Transfers In		24,000
Net Earnings	(1,010)	(4,754)
Internal Transfer In		
<u>Decreases to Member account during the period</u>		
Pensions Paid		
Contributions Tax		
Income Tax	289	
No TFN Excess Contributions Tax		
Excess Contributions Tax		
Refund Excess Contributions		
Division 293 Tax		
Insurance Policy Premiums Paid		
Management Fees		
Member Expenses		
Benefits Paid/Transfers Out		
Superannuation Surcharge Tax		
Internal Transfer Out		
Closing balance at 30/06/2021	100,098	89,911

# Tinderly Super Investment Summary Report



As at 30 June 2021

Investment	Units	Market Price	Market Value	Average Cost	Accounting Cost	Unrealised Gain/(Loss)	Gain/(Loss)%	Portfolio Weight%	
<b>Cash/Bank Accounts</b>									
Coinspot Cryptocurrency Account		(0.030000)	(0.03)	(0.03)	(0.03)			0.00 %	
IG Market Trading Account		461.200000	461.20	461.20	461.20			0.46 %	
Macquarie Cash Management Acc 2928		22.600000	22.60	22.60	22.60			0.02 %	
Unitex Cash		(69.960000)	(69.96)	(69.96)	(69.96)			(0.07) %	
			<b>413.81</b>		<b>413.81</b>			<b>0.41 %</b>	
<b>Cryptocurrency</b>									
BNB.COIN	Binance Coin	2.10	404.245998	850.03	527.64	1,109.49	(259.46)	(23.39) %	0.85 %
BITC	Bitcoin	0.08	46,682.520000	3,932.21	51,053.39	4,300.38	(368.17)	(8.56) %	3.91 %
BSV	Bitcoin SV	0.03	195.445465	6.56	258.01	8.66	(2.10)	(24.25) %	0.01 %
BTCST.COIN	BTC Standard Hashrate Token	4.51	25.774144	116.23	76.28	343.97	(227.74)	(66.21) %	0.12 %
ADA.COIN	Cardano	215.99	1.838112	397.01	1.49	322.75	74.26	23.01 %	0.40 %
CHZ.COIN	Chiliz	122.39	0.338098	41.38	0.82	100.00	(58.62)	(58.62) %	0.04 %
CHSHIBA.COIN	Chubby Shiba	146,911,996.6	0.000000	0.00	0.00	35.53	(35.53)	(100.00) %	0.00 %
ATOM.COIN	Cosmos	0.66	15.941109	10.45	30.51	20.00	(9.55)	(47.75) %	0.01 %
COTI.COIN	COTI	43.10	0.202569	8.73	0.46	20.00	(11.27)	(56.35) %	0.01 %
CRU.COIN	CRU	49,372.05	0.015575	768.97	0.00	0.00	768.97	0.00 %	0.77 %
CRU.COIN	CRU - Unitex	3,133.16	0.015575	48.80	0.06	195.74	(146.94)	(75.07) %	0.05 %
CRPT.COIN	Crypterium	200.00	0.204450	40.89	0.51	101.01	(60.12)	(59.52) %	0.04 %
CRV.COIN	Curve DAO Token	14.41	2.417174	34.82	4.36	62.83	(28.01)	(44.58) %	0.03 %
DOGE	DOGE	1,239.38	0.338225	419.19	0.42	519.01	(99.82)	(19.23) %	0.42 %
EMC2.COIN	Einsteinium	110.19	0.094743	10.44	0.45	50.00	(39.56)	(79.12) %	0.01 %
EDOGE.COIN	ElonDoge	2,364,360,469.	0.000000	0.00	0.00	81.52	(81.52)	(100.00) %	0.00 %
NRGY.COIN	Energy	3.00	0.000000	0.00	0.00	0.00	0.00	0.00 %	0.00 %
EOS.COIN	EOS	7.05	5.502098	38.80	14.89	105.00	(66.20)	(63.05) %	0.04 %
ETH.COIN	Ethereum - Unitex	3.25	2,265.940208	7,369.54	2,379.16	7,737.76	(368.22)	(4.76) %	7.34 %

# Tinderly Super Investment Summary Report

As at 30 June 2021



Investment		Units	Market Price	Market Value	Average Cost	Accounting Cost	Unrealised Gain/(Loss)	Gain/(Loss)%	Portfolio Weight%
ETH	Ethereum- ETH	1.37	3,027.866812	4,156.41	2,433.86	3,341.01	815.40	24.41 %	4.14 %
FIL.COIN	Filecoin	1.39	80.371375	111.94	60.27	83.94	28.00	33.36 %	0.11 %
GLXM.COIN	Galaxium	235,808,910.2	0.000000	0.00	0.00	223.93	(223.93)	(100.00) %	0.00 %
GLPX.COIN	Galaxium Phoenix	235,808,910.2	0.000000	0.00	0.00	0.00	0.00	0.00 %	0.00 %
GAME.COIN	GameCredits	104.15	0.168312	17.53	0.10	10.29	7.24	70.36 %	0.02 %
GAS.COIN	Gas	0.10	8.293200	0.81	7.58	0.74	0.07	9.46 %	0.00 %
GMPX.COIN	GMPX	235,808,910.2	0.000000	0.00	0.00	0.00	0.00	0.00 %	0.00 %
AUS.COIN	Gold Standard	0.66	0.000000	0.00	75.25	50.00	(50.00)	(100.00) %	0.00 %
GXC.COIN	GXChain	38.83	0.618384	24.01	2.15	83.46	(59.45)	(71.23) %	0.02 %
HOKK.COIN	Hokkaido Inu	19,797,806.40	0.000000	0.00	0.00	99.92	(99.92)	(100.00) %	0.00 %
JST.COIN	JUST	2,163.95	0.068753	148.78	0.08	166.89	(18.11)	(10.85) %	0.15 %
KAI.COIN	KardiaChain	1,196.54	0.054114	64.75	0.17	200.00	(135.25)	(67.62) %	0.06 %
LTC.COIN	Litecoin	0.69	192.018721	131.77	510.03	350.00	(218.23)	(62.35) %	0.13 %
MKR.COIN	Maker	0.02	3,531.612938	55.06	6,029.12	94.00	(38.94)	(41.43) %	0.05 %
PLT.COIN	Pancake Lottery	1.00	0.000000	0.00	15.07	15.07	(15.07)	(100.00) %	0.00 %
CAKE.COIN	PancakeSwap	6.38	18.476934	117.95	46.48	296.72	(178.77)	(60.25) %	0.12 %
DOT.COIN	Polkadot	2.01	21.773772	43.74	49.78	100.00	(56.26)	(56.26) %	0.04 %
POLK.COIN	Polkamarkets	11.70	0.288990	3.38	1.71	20.00	(16.62)	(83.10) %	0.00 %
POLY.COIN	Polymath	143.60	0.242273	34.79	0.35	50.00	(15.21)	(30.42) %	0.03 %
POOROCKE T.COIN	POOROCKET	2,947,808,968.	0.000000	0.00	0.00	66.87	(66.87)	(100.00) %	0.00 %
NPXS.COIN	Pundi X	89,602.36	0.002383	213.52	0.01	599.06	(385.54)	(64.36) %	0.21 %
RVN.COIN	Ravencoin	309.74	0.074837	23.18	0.32	100.00	(76.82)	(76.82) %	0.02 %
RDD.COIN	Reddcoin	20,022.02	0.002401	48.07	0.01	200.00	(151.93)	(75.96) %	0.05 %
SYA.COIN	Save Your Assets	165,338,611.5	0.000000	0.00	0.00	18.43	(18.43)	(100.00) %	0.00 %
SHR.COIN	ShareToken	328.20	0.031079	10.20	0.05	17.44	(7.24)	(41.51) %	0.01 %
SHIB.COIN	Shiba Inu	1,000,000.00	0.000012	12.00	0.00	39.00	(27.00)	(69.23) %	0.01 %
SOL.COIN	Solana	1.75	47.584851	83.17	57.79	101.00	(17.83)	(17.65) %	0.08 %

# Tinderly Super Investment Summary Report

As at 30 June 2021



Investment	Units	Market Price	Market Value	Average Cost	Accounting Cost	Unrealised Gain/(Loss)	Gain/(Loss)%	Portfolio Weight%
XLM.COIN Stellar	236.91	0.374239	88.66	0.56	132.56	(43.90)	(33.12) %	0.09 %
SXP.COIN Swipe	47.99	2.696772	129.42	6.07	291.13	(161.71)	(55.55) %	0.13 %
SNX.COIN Synthetix Network Token	38.31	9.725536	372.61	31.32	1,200.00	(827.39)	(68.95) %	0.37 %
TEL.COIN Telcoin	287.01	0.041148	11.81	0.07	20.00	(8.19)	(40.95) %	0.01 %
USDT.COIN Tether	2,222.87	1.330847	2,958.29	1.30	2,892.66	65.63	2.27 %	2.95 %
CHAD.COIN The CHAD Project	9,990,009,990.	0.000000	0.00	0.00	156.65	(156.65)	(100.00) %	0.00 %
TFUEL.COIN Theta Fuel	539.52	0.548415	295.88	0.46	250.00	45.88	18.35 %	0.29 %
THETA.COIN Theta Network	28.54	9.207297	262.81	4.93	140.75	122.06	86.72 %	0.26 %
UNTB.COIN UNTB	17,000.00	0.030000	510.00	0.02	318.14	191.86	60.31 %	0.51 %
VET.COIN VeChain	5,491.64	0.120570	662.13	0.17	940.00	(277.87)	(29.56) %	0.66 %
VRA.COIN Veracity	425.62	0.016798	7.15	0.05	20.00	(12.85)	(64.25) %	0.01 %
VITE.COIN Vite	177.46	0.068128	12.09	0.28	50.00	(37.91)	(75.82) %	0.01 %
VTHO.COIN VTHO	98.13	0.009273	0.91	0.01	1.43	(0.52)	(36.36) %	0.00 %
WRX.COIN WazirX	18.10	1.599634	28.96	5.52	100.00	(71.04)	(71.04) %	0.03 %
WCRU.COIN WCRU	762,662.15	0.000000	0.00	0.00	0.00	0.00	0.00 %	0.00 %
XRP.COIN XRP	175.19	0.933889	163.61	1.14	199.19	(35.58)	(17.86) %	0.16 %
			<b>24,899.44</b>		<b>28,153.93</b>	<b>(3,254.49)</b>	<b>(11.56) %</b>	<b>24.79 %</b>
<b>Other Investments</b>								
MACTX MACTX Hedged Fund	1.00	6,650.704974	6,650.70	7,600.00	7,600.00	(949.30)	(12.49) %	6.62 %
			<b>6,650.70</b>		<b>7,600.00</b>	<b>(949.30)</b>	<b>(12.49) %</b>	<b>6.62 %</b>
<b>Other Revaluations</b>								
	Other Revaluations					469.02		
	Other Revaluations					634.74		
	Other Revaluations					3,354.35		
						<b>4,458.11</b>		<b>0.00 %</b>
<b>Shares in Listed Companies (Australian)</b>								
FLT.AX Flight Centre Travel Group Limited	30.00	14.850000	445.50	13.04	391.20	54.30	13.88 %	0.44 %



# Tinderly Super Investment Summary Report



As at 30 June 2021

Investment	Units	Market Price	Market Value	Average Cost	Accounting Cost	Unrealised Gain/(Loss)	Gain/(Loss)%	Portfolio Weight%	
OPY.AX	Openpay Group Ltd	100.00	1.430000	143.00	2.48	248.00	(105.00)	(42.34) %	0.14 %
SPT.AX	Splitit Payments Ltd	200.00	0.520000	104.00	1.44	288.00	(184.00)	(63.89) %	0.10 %
WEB.AX	Webjet Limited	100.00	4.910000	491.00	3.72	372.00	119.00	31.99 %	0.49 %
ZIP.AX	ZIP Co Limited..	170.00	7.570000	1,286.90	6.75	1,147.00	139.90	12.20 %	1.28 %
			<b>2,470.40</b>		<b>2,446.20</b>	<b>24.20</b>	<b>0.99 %</b>	<b>2.46 %</b>	
<b>Shares in Listed Companies (Overseas)</b>									
ERSS Holdng II	Euroasian Rail Skyway Systems Holding II Limited	2,952,500.00	0.021950	64,807.38	0.02	69,923.88	(5,116.50)	(7.32) %	64.52 %
			<b>64,807.38</b>		<b>69,923.88</b>	<b>(5,116.50)</b>	<b>(7.32) %</b>	<b>64.52 %</b>	
<b>Shares in Unlisted Private Companies (Australian)</b>									
ECM	Eco Minerals Research Limited	6,000.00	0.200000	1,200.00	0.20	1,200.00	0.00	0.00 %	1.19 %
NFG	NU FORTUNE Gold Limited	4,000.00	0.000000	0.00	0.30	1,200.00	(1,200.00)	(100.00) %	0.00 %
			<b>1,200.00</b>		<b>2,400.00</b>	<b>(1,200.00)</b>	<b>(50.00) %</b>	<b>1.19 %</b>	
			<b>100,441.73</b>		<b>110,937.82</b>	<b>(6,037.98)</b>	<b>(5.44) %</b>	<b>100.00 %</b>	

# Tinderly Super Market Movement Report



As at 30 June 2021

Investment	Date	Description	Unrealised				Realised			Total
			Units	Accounting Cost Movement	Market Movement	Depreciation	Balance	Consideration	Accounting Cost Base	
1INCH.COIN - 1inch										
	07/02/2021	Purchase	30.19	200.00	0.00	0.00	200.00	0.00	0.00	0.00
	07/02/2021	Purchase	31.00	200.00	0.00	0.00	400.00	0.00	0.00	0.00
	27/02/2021	Disposal	(61.20)	(400.00)	0.00	0.00	0.00	361.74	400.00	(38.26)
	<b>30/06/2021</b>		<b>0.00</b>	<b>0.00</b>	<b>0.00</b>	<b>0.00</b>	<b>0.00</b>	<b>361.74</b>	<b>400.00</b>	<b>(38.26)</b>
ADA.COIN - Cardano										
	19/01/2021	Purchase	598.11	300.00	0.00	0.00	300.00	0.00	0.00	0.00
	04/02/2021	Purchase	341.88	200.01	0.00	0.00	500.01	0.00	0.00	0.00
	15/02/2021	Disposal	(939.99)	(500.01)	0.00	0.00	0.00	956.20	500.01	456.19
	27/02/2021	Purchase	14.95	22.79	0.00	0.00	22.79	0.00	0.00	0.00
	27/02/2021	Purchase	232.88	361.74	0.00	0.00	384.53	0.00	0.00	0.00
	14/03/2021	Purchase	136.96	200.00	0.00	0.00	584.53	0.00	0.00	0.00
	07/05/2021	Disposal	(168.81)	(262.21)	0.00	0.00	322.32	350.00	262.21	87.79
	30/06/2021	Revaluation	0.00	0.00	58.39	0.00	380.71	0.00	0.00	0.00
	30/06/2021	Revaluation	0.00	0.00	12.06	0.00	392.77	0.00	0.00	0.00
	30/06/2021	Revaluation	0.00	0.00	(12.06)	0.00	380.71	0.00	0.00	0.00
	30/06/2021	Instalment	0.00	0.43	0.00	0.00	381.14	0.00	0.00	0.00
	30/06/2021	Revaluation	0.00	0.00	(0.43)	0.00	380.71	0.00	0.00	0.00
	30/06/2021	Revaluation	0.00	0.00	16.30	0.00	397.01	0.00	0.00	0.00
	<b>30/06/2021</b>		<b>215.99</b>	<b>322.75</b>	<b>74.26</b>	<b>0.00</b>	<b>397.01</b>	<b>1,306.20</b>	<b>762.22</b>	<b>543.98</b>
ATOM.COIN - Cosmos										
	28/04/2021	Purchase	0.66	20.00	0.00	0.00	20.00	0.00	0.00	0.00
	30/06/2021	Revaluation	0.00	0.00	(9.70)	0.00	10.30	0.00	0.00	0.00
	30/06/2021	Revaluation	0.00	0.00	0.07	0.00	10.37	0.00	0.00	0.00
	30/06/2021	Revaluation	0.00	0.00	0.08	0.00	10.45	0.00	0.00	0.00
	<b>30/06/2021</b>		<b>0.66</b>	<b>20.00</b>	<b>(9.55)</b>	<b>0.00</b>	<b>10.45</b>	<b>0.00</b>	<b>0.00</b>	<b>0.00</b>
AUS.COIN - Gold Standard										
	05/04/2021	Purchase	0.66	50.00	0.00	0.00	50.00	0.00	0.00	0.00
	30/06/2021	Revaluation	0.00	0.00	1.04	0.00	51.04	0.00	0.00	0.00
	30/06/2021	Revaluation	0.00	0.00	(51.04)	0.00	0.00	0.00	0.00	0.00
	<b>30/06/2021</b>		<b>0.66</b>	<b>50.00</b>	<b>(50.00)</b>	<b>0.00</b>	<b>0.00</b>	<b>0.00</b>	<b>0.00</b>	<b>0.00</b>

# Tinderly Super Market Movement Report



As at 30 June 2021

Investment	Date	Description	Unrealised				Realised			Total
			Units	Accounting Cost Movement	Market Movement	Depreciation	Balance	Consideration	Accounting Cost Base	
BCH.COIN - Bitcoin Cash										
	21/12/2020	Purchase	0.02	11.73	0.00	0.00	11.73	0.00	0.00	0.00
	06/02/2021	Purchase	0.38	227.51	0.00	0.00	239.24	0.00	0.00	0.00
	15/02/2021	Disposal	(0.40)	(239.24)	0.00	0.00	0.00	338.50	239.24	99.26
	<b>30/06/2021</b>		<b>0.00</b>	<b>0.00</b>	<b>0.00</b>	<b>0.00</b>	<b>0.00</b>	<b>338.50</b>	<b>239.24</b>	<b>99.26</b>
BCN - BCN										
	01/07/2020	Opening Balance	1.00	0.00	0.00	0.00	0.00	0.00	0.00	0.00
	01/07/2020	Disposal	(1.00)	0.00	0.00	0.00	0.00	0.00	0.00	0.00
	<b>30/06/2021</b>		<b>0.00</b>	<b>0.00</b>	<b>0.00</b>	<b>0.00</b>	<b>0.00</b>	<b>0.00</b>	<b>0.00</b>	<b>0.00</b>
BITC1 - Bitcoin										
	01/07/2020	Opening Balance	0.11	0.00	0.00	0.00	1,435.73	0.00	0.00	0.00
	25/07/2020	Disposal	(0.11)	(1,430.78)	0.00	0.00	4.95	1,434.18	1,430.78	3.40
	25/07/2020	Purchase	0.11	1,425.83	0.00	0.00	1,430.78	0.00	0.00	0.00
	25/07/2020	Writeback	0.00	0.00	(73.85)	0.00	1,356.93	0.00	0.00	0.00
	26/07/2020	Purchase	0.06	798.00	0.00	0.00	2,154.93	0.00	0.00	0.00
	26/07/2020	Disposal	(0.00)	(18.57)	0.00	0.00	2,136.36	18.13	18.57	(0.44)
	26/07/2020	Writeback	0.00	0.00	(0.59)	0.00	2,135.77	0.00	0.00	0.00
	30/07/2020	Disposal	(0.03)	(436.61)	0.00	0.00	1,699.16	471.96	436.61	35.35
	30/07/2020	Writeback	0.00	0.00	(13.86)	0.00	1,685.30	0.00	0.00	0.00
	02/08/2020	Purchase	0.19	3,093.84	0.00	0.00	4,779.14	0.00	0.00	0.00
	06/08/2020	Disposal	(0.02)	(390.87)	0.00	0.00	4,388.27	384.43	390.87	(6.44)
	06/08/2020	Writeback	0.00	0.00	(4.43)	0.00	4,383.84	0.00	0.00	0.00
	06/08/2020	Disposal	(0.03)	(433.76)	0.00	0.00	3,950.08	435.10	433.76	1.34
	06/08/2020	Writeback	0.00	0.00	(4.92)	0.00	3,945.16	0.00	0.00	0.00
	16/08/2020	Disposal	(0.15)	(2,421.21)	0.00	0.00	1,523.95	2,477.59	2,421.21	56.38
	16/08/2020	Writeback	0.00	0.00	(27.70)	0.00	1,496.25	0.00	0.00	0.00
	23/08/2020	Purchase	0.00	53.15	0.00	0.00	1,549.40	0.00	0.00	0.00
	30/08/2020	Purchase	0.00	53.70	0.00	0.00	1,603.10	0.00	0.00	0.00
	06/09/2020	Purchase	0.00	56.95	0.00	0.00	1,660.05	0.00	0.00	0.00
	24/10/2020	Disposal	(0.05)	(701.12)	0.00	0.00	958.93	908.82	701.12	207.70
	24/10/2020	Writeback	0.00	0.00	(8.48)	0.00	950.45	0.00	0.00	0.00
	12/11/2020	Purchase	0.04	808.00	0.00	0.00	1,758.45	0.00	0.00	0.00
	21/12/2020	Purchase	0.00	30.50	0.00	0.00	1,788.95	0.00	0.00	0.00
	29/12/2020	Purchase	0.01	200.00	0.00	0.00	1,988.95	0.00	0.00	0.00
	29/12/2020	Purchase	0.00	100.00	0.00	0.00	2,088.95	0.00	0.00	0.00

Tinderly Super  
**Market Movement Report**

As at 30 June 2021



Investment	Date	Description	Unrealised				Realised			Total
			Units	Accounting Cost Movement	Market Movement	Depreciation	Balance	Consideration	Accounting Cost Base	
	29/12/2020	Purchase	0.01	200.00	0.00	0.00	2,288.95	0.00	0.00	0.00
	29/12/2020	Purchase	0.00	50.00	0.00	0.00	2,338.95	0.00	0.00	0.00
	29/12/2020	Purchase	0.01	200.00	0.00	0.00	2,538.95	0.00	0.00	0.00
	29/12/2020	Purchase	0.01	200.00	0.00	0.00	2,738.95	0.00	0.00	0.00
	29/12/2020	Purchase	0.00	100.00	0.00	0.00	2,838.95	0.00	0.00	0.00
	29/12/2020	Purchase	0.00	100.00	0.00	0.00	2,938.95	0.00	0.00	0.00
	29/12/2020	Purchase	0.00	100.00	0.00	0.00	3,038.95	0.00	0.00	0.00
	29/12/2020	Purchase	0.00	100.00	0.00	0.00	3,138.95	0.00	0.00	0.00
	29/12/2020	Purchase	0.00	100.00	0.00	0.00	3,238.95	0.00	0.00	0.00
	29/12/2020	Purchase	0.00	100.00	0.00	0.00	3,338.95	0.00	0.00	0.00
	29/12/2020	Purchase	0.00	100.00	0.00	0.00	3,438.95	0.00	0.00	0.00
	29/12/2020	Purchase	0.00	100.00	0.00	0.00	3,538.95	0.00	0.00	0.00
	29/12/2020	Purchase	0.00	100.00	0.00	0.00	3,638.95	0.00	0.00	0.00
	30/12/2020	Purchase	0.00	100.00	0.00	0.00	3,738.95	0.00	0.00	0.00
	03/01/2021	Purchase	0.01	239.05	0.00	0.00	3,978.00	0.00	0.00	0.00
	03/01/2021	Purchase	0.01	407.26	0.00	0.00	4,385.26	0.00	0.00	0.00
	03/01/2021	Purchase	0.01	418.40	0.00	0.00	4,803.66	0.00	0.00	0.00
	03/01/2021	Disposal	(0.01)	(428.19)	0.00	0.00	4,375.47	429.57	428.19	1.38
	03/01/2021	Writeback	0.00	0.00	(0.69)	0.00	4,374.78	0.00	0.00	0.00
	03/01/2021	Disposal	(0.01)	(427.35)	0.00	0.00	3,947.43	423.68	427.35	(3.67)
	03/01/2021	Writeback	0.00	0.00	(0.69)	0.00	3,946.74	0.00	0.00	0.00
	12/01/2021	Disposal	(0.07)	(2,429.97)	0.00	0.00	1,516.77	2,871.85	2,429.97	441.88
	12/01/2021	Writeback	0.00	0.00	(4.92)	0.00	1,511.85	0.00	0.00	0.00
	17/01/2021	Purchase	0.01	461.80	0.00	0.00	1,973.65	0.00	0.00	0.00
	17/01/2021	Purchase	0.01	538.20	0.00	0.00	2,511.85	0.00	0.00	0.00
	18/01/2021	Purchase	0.00	17.78	0.00	0.00	2,529.63	0.00	0.00	0.00
	21/01/2021	Purchase	0.01	300.00	0.00	0.00	2,829.63	0.00	0.00	0.00
	21/01/2021	Purchase	0.00	200.00	0.00	0.00	3,029.63	0.00	0.00	0.00
	21/01/2021	Purchase	0.00	200.00	0.00	0.00	3,229.63	0.00	0.00	0.00
	30/01/2021	Disposal	(0.00)	(229.11)	0.00	0.00	3,000.52	246.75	229.11	17.64
	30/01/2021	Writeback	0.00	0.00	(0.25)	0.00	3,000.27	0.00	0.00	0.00
	01/02/2021	Purchase	0.00	100.00	0.00	0.00	3,100.27	0.00	0.00	0.00
	01/02/2021	Purchase	0.00	199.97	0.00	0.00	3,300.24	0.00	0.00	0.00
	01/02/2021	Purchase	0.01	349.83	0.00	0.00	3,650.07	0.00	0.00	0.00
	01/02/2021	Purchase	0.00	57.06	0.00	0.00	3,707.13	0.00	0.00	0.00
	06/02/2021	Purchase	0.01	500.00	0.00	0.00	4,207.13	0.00	0.00	0.00

Tinderly Super  
**Market Movement Report**

As at 30 June 2021



Investment	Date	Description	Unrealised				Realised			Total
			Units	Accounting Cost Movement	Market Movement	Depreciation	Balance	Consideration	Accounting Cost Base	
	06/02/2021	Disposal	(0.04)	(1,855.98)	0.00	0.00	2,351.15	2,002.00	1,855.98	146.02
	06/02/2021	Writeback	0.00	0.00	(1.72)	0.00	2,349.43	0.00	0.00	0.00
	23/02/2021	Purchase	0.00	300.00	0.00	0.00	2,649.43	0.00	0.00	0.00
	23/02/2021	Purchase	0.00	200.00	0.00	0.00	2,849.43	0.00	0.00	0.00
	23/02/2021	Purchase	0.00	200.00	0.00	0.00	3,049.43	0.00	0.00	0.00
	23/02/2021	Purchase	0.00	200.00	0.00	0.00	3,249.43	0.00	0.00	0.00
	23/02/2021	Purchase	0.00	200.00	0.00	0.00	3,449.43	0.00	0.00	0.00
	26/02/2021	Disposal	(0.02)	(1,460.04)	0.00	0.00	1,989.39	1,454.16	1,460.04	(5.88)
	26/02/2021	Writeback	0.00	0.00	(0.95)	0.00	1,988.44	0.00	0.00	0.00
	02/03/2021	Disposal	(0.02)	(588.25)	0.00	0.00	1,400.19	1,000.00	588.25	411.75
	02/03/2021	Writeback	0.00	0.00	(0.60)	0.00	1,399.59	0.00	0.00	0.00
	19/03/2021	Disposal	(0.02)	(330.48)	0.00	0.00	1,069.11	1,092.71	330.48	762.23
	19/03/2021	Writeback	0.00	0.00	(0.57)	0.00	1,068.54	0.00	0.00	0.00
	29/03/2021	Purchase	0.00	200.00	0.00	0.00	1,268.54	0.00	0.00	0.00
	29/03/2021	Purchase	0.00	111.30	0.00	0.00	1,379.84	0.00	0.00	0.00
	01/04/2021	Disposal	(0.00)	(238.36)	0.00	0.00	1,141.48	243.56	238.36	5.20
	01/04/2021	Writeback	0.00	0.00	(0.11)	0.00	1,141.37	0.00	0.00	0.00
	30/06/2021	Revaluation	0.00	0.00	326.87	0.00	1,468.24	0.00	0.00	0.00
	30/06/2021	Revaluation	0.00	0.00	(324.80)	0.00	1,143.44	0.00	0.00	0.00
	30/06/2021	Revaluation	0.00	0.00	2,936.75	0.00	4,080.19	0.00	0.00	0.00
	30/06/2021	Revaluation	0.00	0.00	(189.93)	0.00	3,890.26	0.00	0.00	0.00
	30/06/2021	Revaluation	0.00	0.00	75.48	0.00	3,965.74	0.00	0.00	0.00
	30/06/2021	Revaluation	0.00	0.00	(3,142.28)	0.00	823.46	0.00	0.00	0.00
	30/06/2021	Revaluation	0.00	0.00	3,204.48	0.00	4,027.94	0.00	0.00	0.00
	30/06/2021	Disposal	(0.00)	(122.64)	0.00	0.00	3,905.30	0.00	122.64	(122.64)
	30/06/2021	Writeback	0.00	0.00	(106.40)	0.00	3,798.90	0.00	0.00	0.00
	30/06/2021	Revaluation	0.00	0.00	80.73	0.00	3,879.63	0.00	0.00	0.00
	30/06/2021	Instalment	0.00	3,284.82	0.00	0.00	7,164.45	0.00	0.00	0.00
	30/06/2021	Revaluation	0.00	0.00	(3,284.82)	0.00	3,879.63	0.00	0.00	0.00
	30/06/2021	Revaluation	0.00	0.00	(0.01)	0.00	3,879.62	0.00	0.00	0.00
	30/06/2021	Revaluation	0.00	0.00	0.01	0.00	3,879.63	0.00	0.00	0.00
	30/06/2021	Revaluation	0.00	0.00	52.58	0.00	3,932.21	0.00	0.00	0.00
	<b>30/06/2021</b>		<b>0.08</b>	<b>3,012.15</b>	<b>(515.67)</b>	<b>0.00</b>	<b>3,932.21</b>	<b>15,894.49</b>	<b>13,943.29</b>	<b>1,951.20</b>

# Tinderly Super Market Movement Report



As at 30 June 2021

Investment	Date	Description	Unrealised				Realised			Total
			Units	Accounting Cost Movement	Market Movement	Depreciation	Balance	Consideration	Accounting Cost Base	
BNB - BNB										
	01/07/2020	Opening Balance	4.72	0.00	0.00	0.00	108.43	0.00	0.00	0.00
	01/07/2020	Code/Class Change	(4.72)	0.00	0.00	0.00	108.43	0.00	0.00	0.00
	01/07/2020	Code/Class Change	0.00	(109.00)	0.00	0.00	(0.57)	109.00	109.00	0.00
	30/06/2021	Revaluation	0.00	0.00	(94.09)	0.00	(94.66)	0.00	0.00	0.00
	30/06/2021	Revaluation	0.00	0.00	94.66	0.00	0.00	0.00	0.00	0.00
	<b>30/06/2021</b>		<b>0.00</b>	<b>(109.00)</b>	<b>0.57</b>	<b>0.00</b>	<b>0.00</b>	<b>109.00</b>	<b>109.00</b>	<b>0.00</b>
BNB.COIN - Binance Coin										
	01/07/2020	Code/Class Change	4.72	109.00	0.00	0.00	109.00	0.00	0.00	0.00
	02/08/2020	Purchase	9.00	272.97	0.00	0.00	381.97	0.00	0.00	0.00
	15/08/2020	Disposal	(9.00)	(272.97)	0.00	0.00	109.00	288.00	272.97	15.03
	21/12/2020	Purchase	0.42	20.06	0.00	0.00	129.06	0.00	0.00	0.00
	04/01/2021	Disposal	(5.14)	(129.06)	0.00	0.00	0.00	274.40	129.06	145.34
	12/03/2021	Purchase	0.26	100.00	0.00	0.00	100.00	0.00	0.00	0.00
	19/03/2021	Purchase	10.15	3,449.90	0.00	0.00	3,549.90	0.00	0.00	0.00
	19/03/2021	Disposal	(6.60)	(2,254.73)	0.00	0.00	1,295.17	2,262.10	2,254.73	7.37
	20/03/2021	Purchase	0.37	129.45	0.00	0.00	1,424.62	0.00	0.00	0.00
	20/03/2021	Disposal	(1.21)	(414.95)	0.00	0.00	1,009.67	418.78	414.95	3.83
	22/03/2021	Purchase	0.01	4.22	0.00	0.00	1,013.89	0.00	0.00	0.00
	22/03/2021	Disposal	(0.13)	(43.96)	0.00	0.00	969.93	44.02	43.96	0.06
	29/03/2021	Disposal	(0.01)	(3.52)	0.00	0.00	966.41	3.64	3.52	0.12
	01/04/2021	Disposal	(0.72)	(244.21)	0.00	0.00	722.20	290.18	244.21	45.97
	05/04/2021	Disposal	(0.29)	(99.29)	0.00	0.00	622.91	135.02	99.29	35.73
	22/04/2021	Disposal	(0.01)	(3.50)	0.00	0.00	619.41	7.76	3.50	4.26
	24/04/2021	Disposal	(0.01)	(2.98)	0.00	0.00	616.43	5.98	2.98	3.00
	26/04/2021	Disposal	(0.01)	(2.41)	0.00	0.00	614.02	4.98	2.41	2.57
	11/05/2021	Disposal	(0.01)	(2.91)	0.00	0.00	611.11	6.94	2.91	4.03
	12/05/2021	Disposal	(0.13)	(44.01)	0.00	0.00	567.10	111.26	44.01	67.25
	13/05/2021	Disposal	(0.66)	(225.96)	0.00	0.00	341.14	555.99	225.96	330.03
	14/05/2021	Disposal	(0.62)	(211.11)	0.00	0.00	130.03	547.78	211.11	336.67
	26/05/2021	Disposal	(0.38)	(130.06)	0.00	0.00	(0.03)	163.43	130.06	33.37
	30/06/2021	Revaluation	0.00	0.00	2.77	0.00	2.74	0.00	0.00	0.00
	30/06/2021	Revaluation	0.00	0.00	(2.74)	0.00	0.00	0.00	0.00	0.00
	30/06/2021	Purchase	2.10	1,109.52	0.00	0.00	1,109.52	0.00	0.00	0.00
	30/06/2021	Revaluation	0.00	0.00	(270.04)	0.00	839.48	0.00	0.00	0.00

# Tinderly Super Market Movement Report



As at 30 June 2021

Investment	Date	Description	Unrealised				Realised			Total
			Units	Accounting Cost Movement	Market Movement	Depreciation	Balance	Consideration	Accounting Cost Base	
	30/06/2021	Revaluation	0.00	0.00	10.55	0.00	850.03	0.00	0.00	0.00
	<b>30/06/2021</b>		<b>2.10</b>	<b>1,109.49</b>	<b>(259.46)</b>	<b>0.00</b>	<b>850.03</b>	<b>5,120.26</b>	<b>4,085.63</b>	<b>1,034.63</b>
BSV1 - Bitcoin SV										
	21/12/2020	Purchase	0.03	8.66	0.00	0.00	8.66	0.00	0.00	0.00
	30/06/2021	Revaluation	0.00	0.00	(1.27)	0.00	7.39	0.00	0.00	0.00
	30/06/2021	Revaluation	0.00	0.00	(0.57)	0.00	6.82	0.00	0.00	0.00
	30/06/2021	Revaluation	0.00	0.00	(0.26)	0.00	6.56	0.00	0.00	0.00
	<b>30/06/2021</b>		<b>0.03</b>	<b>8.66</b>	<b>(2.10)</b>	<b>0.00</b>	<b>6.56</b>	<b>0.00</b>	<b>0.00</b>	<b>0.00</b>
BTCST.COIN - BTC Standard Hashrate Token										
	30/06/2021	Purchase	4.51	343.97	0.00	0.00	343.97	0.00	0.00	0.00
	30/06/2021	Revaluation	0.00	0.00	(229.59)	0.00	114.38	0.00	0.00	0.00
	30/06/2021	Revaluation	0.00	0.00	1.85	0.00	116.23	0.00	0.00	0.00
	<b>30/06/2021</b>		<b>4.51</b>	<b>343.97</b>	<b>(227.74)</b>	<b>0.00</b>	<b>116.23</b>	<b>0.00</b>	<b>0.00</b>	<b>0.00</b>
CAKE-LP.COIN - Pancake LPs										
	20/03/2021	Purchase	15.10	413.87	0.00	0.00	413.87	0.00	0.00	0.00
	20/03/2021	Disposal	(15.10)	(413.87)	0.00	0.00	0.00	0.00	413.87	(413.87)
	22/03/2021	Purchase	0.91	26.49	0.00	0.00	26.49	0.00	0.00	0.00
	22/03/2021	Disposal	(0.91)	(26.49)	0.00	0.00	0.00	0.00	26.49	(26.49)
	01/04/2021	Purchase	3.69	284.09	0.00	0.00	284.09	0.00	0.00	0.00
	05/04/2021	Purchase	2.97	64.75	0.00	0.00	348.84	0.00	0.00	0.00
	05/04/2021	Disposal	(2.79)	(215.18)	0.00	0.00	133.66	0.00	215.18	(215.18)
	22/04/2021	Disposal	(3.87)	(133.66)	0.00	0.00	0.00	0.00	133.66	(133.66)
	24/04/2021	Purchase	22.67	0.00	0.00	0.00	0.00	0.00	0.00	0.00
	26/04/2021	Disposal	(22.67)	0.00	0.00	0.00	0.00	1,013.31	0.00	1,013.31
	12/05/2021	Purchase	0.24	99.39	0.00	0.00	99.39	0.00	0.00	0.00
	12/05/2021	Disposal	(0.24)	(99.39)	0.00	0.00	0.00	0.00	99.39	(99.39)
	<b>30/06/2021</b>		<b>0.00</b>	<b>0.00</b>	<b>0.00</b>	<b>0.00</b>	<b>0.00</b>	<b>1,013.31</b>	<b>888.59</b>	<b>124.72</b>
CAKE.COIN - PancakeSwap										
	11/03/2021	Purchase	11.10	200.00	0.00	0.00	200.00	0.00	0.00	0.00
	12/03/2021	Purchase	5.87	98.00	0.00	0.00	298.00	0.00	0.00	0.00
	19/03/2021	Purchase	26.20	277.83	0.00	0.00	575.83	0.00	0.00	0.00
	19/03/2021	Disposal	(1.00)	(17.37)	0.00	0.00	558.46	13.09	17.37	(4.28)
	20/03/2021	Disposal	(10.00)	(138.80)	0.00	0.00	419.66	129.04	138.80	(9.76)

Tinderly Super  
Market Movement Report



As at 30 June 2021

Investment	Date	Description	Unrealised				Realised			Total
			Units	Accounting Cost Movement	Market Movement	Depreciation	Balance	Consideration	Accounting Cost Base	
	22/03/2021	Disposal	(0.45)	(4.74)	0.00	0.00	414.92	5.80	4.74	1.06
	29/03/2021	Purchase	1.98	41.31	0.00	0.00	456.23	0.00	0.00	0.00
	29/03/2021	Disposal	(10.00)	(126.36)	0.00	0.00	329.87	208.73	126.36	82.37
	01/04/2021	Purchase	0.49	11.99	0.00	0.00	341.86	0.00	0.00	0.00
	01/04/2021	Disposal	(7.13)	(82.33)	0.00	0.00	259.53	173.75	82.33	91.42
	05/04/2021	Purchase	0.64	14.24	0.00	0.00	273.77	0.00	0.00	0.00
	05/04/2021	Disposal	(0.74)	(15.30)	0.00	0.00	258.47	16.45	15.30	1.15
	22/04/2021	Purchase	3.48	128.88	0.00	0.00	387.35	0.00	0.00	0.00
	22/04/2021	Disposal	(3.45)	(127.53)	0.00	0.00	259.82	126.46	127.53	(1.07)
	24/04/2021	Purchase	0.69	24.50	0.00	0.00	284.32	0.00	0.00	0.00
	26/04/2021	Purchase	4.52	198.74	0.00	0.00	483.06	0.00	0.00	0.00
	26/04/2021	Disposal	(5.16)	(221.62)	0.00	0.00	261.44	227.00	221.62	5.38
	11/05/2021	Purchase	6.86	311.23	0.00	0.00	572.67	0.00	0.00	0.00
	11/05/2021	Disposal	(0.75)	(33.84)	0.00	0.00	538.83	33.71	33.84	(0.13)
	12/05/2021	Purchase	16.23	751.71	0.00	0.00	1,290.54	0.00	0.00	0.00
	12/05/2021	Disposal	(28.81)	(1,099.77)	0.00	0.00	190.77	1,334.54	1,099.77	234.77
	02/06/2021	Disposal	(10.59)	(190.78)	0.00	0.00	(0.01)	250.00	190.78	59.22
	30/06/2021	Revaluation	0.00	0.00	6.66	0.00	6.65	0.00	0.00	0.00
	30/06/2021	Revaluation	0.00	0.00	1.93	0.00	8.58	0.00	0.00	0.00
	30/06/2021	Revaluation	0.00	0.00	(8.58)	0.00	0.00	0.00	0.00	0.00
	30/06/2021	Purchase	6.38	296.73	0.00	0.00	296.73	0.00	0.00	0.00
	30/06/2021	Revaluation	0.00	0.00	(180.92)	0.00	115.81	0.00	0.00	0.00
	30/06/2021	Revaluation	0.00	0.00	2.14	0.00	117.95	0.00	0.00	0.00
	<b>30/06/2021</b>		<b>6.38</b>	<b>296.72</b>	<b>(178.77)</b>	<b>0.00</b>	<b>117.95</b>	<b>2,518.57</b>	<b>2,058.44</b>	<b>460.13</b>
CHAD.COIN - The CHAD Project										
	30/06/2021	Purchase	9,990,009.99	156.65	0.00	0.00	156.65	0.00	0.00	0.00
	30/06/2021	Revaluation	0.00	0.00	(156.65)	0.00	0.00	0.00	0.00	0.00
	<b>30/06/2021</b>		<b>9,990,009.9</b>	<b>156.65</b>	<b>(156.65)</b>	<b>0.00</b>	<b>0.00</b>	<b>0.00</b>	<b>0.00</b>	<b>0.00</b>
CHSHIBA.COIN - Chubby Shiba										
	30/06/2021	Purchase	146,911,996.	35.53	0.00	0.00	35.53	0.00	0.00	0.00
	30/06/2021	Revaluation	0.00	0.00	(35.53)	0.00	0.00	0.00	0.00	0.00
	<b>30/06/2021</b>		<b>146,911,999</b>	<b>35.53</b>	<b>(35.53)</b>	<b>0.00</b>	<b>0.00</b>	<b>0.00</b>	<b>0.00</b>	<b>0.00</b>



# Tinderly Super Market Movement Report



As at 30 June 2021

Investment	Date	Description	Unrealised				Realised			Total
			Units	Accounting Cost Movement	Market Movement	Depreciation	Balance	Consideration	Accounting Cost Base	
CHZ.COIN - Chiliz										
	14/03/2021	Purchase	122.39	100.00	0.00	0.00	100.00	0.00	0.00	0.00
	30/06/2021	Revaluation	0.00	0.00	(59.49)	0.00	40.51	0.00	0.00	0.00
	30/06/2021	Revaluation	0.00	0.00	0.68	0.00	41.19	0.00	0.00	0.00
	30/06/2021	Revaluation	0.00	0.00	0.19	0.00	41.38	0.00	0.00	0.00
	<b>30/06/2021</b>		<b>122.39</b>	<b>100.00</b>	<b>(58.62)</b>	<b>0.00</b>	<b>41.38</b>	<b>0.00</b>	<b>0.00</b>	<b>0.00</b>
COMP.COIN - Compound										
	06/08/2020	Purchase	1.90	379.17	0.00	0.00	379.17	0.00	0.00	0.00
	01/09/2020	Disposal	(1.90)	(379.17)	0.00	0.00	0.00	654.63	379.17	275.46
	<b>30/06/2021</b>		<b>0.00</b>	<b>0.00</b>	<b>0.00</b>	<b>0.00</b>	<b>0.00</b>	<b>654.63</b>	<b>379.17</b>	<b>275.46</b>
COTI.COIN - COTI										
	28/04/2021	Purchase	43.10	20.00	0.00	0.00	20.00	0.00	0.00	0.00
	30/06/2021	Revaluation	0.00	0.00	(11.48)	0.00	8.52	0.00	0.00	0.00
	30/06/2021	Revaluation	0.00	0.00	0.15	0.00	8.67	0.00	0.00	0.00
	30/06/2021	Revaluation	0.00	0.00	0.06	0.00	8.73	0.00	0.00	0.00
	<b>30/06/2021</b>		<b>43.10</b>	<b>20.00</b>	<b>(11.27)</b>	<b>0.00</b>	<b>8.73</b>	<b>0.00</b>	<b>0.00</b>	<b>0.00</b>
CRPT.COIN - Crypterium										
	22/04/2021	Purchase	200.00	101.01	0.00	0.00	101.01	0.00	0.00	0.00
	30/06/2021	Revaluation	0.00	0.00	(58.61)	0.00	42.40	0.00	0.00	0.00
	30/06/2021	Revaluation	0.00	0.00	(0.01)	0.00	42.39	0.00	0.00	0.00
	30/06/2021	Revaluation	0.00	0.00	(1.50)	0.00	40.89	0.00	0.00	0.00
	<b>30/06/2021</b>		<b>200.00</b>	<b>101.01</b>	<b>(60.12)</b>	<b>0.00</b>	<b>40.89</b>	<b>0.00</b>	<b>0.00</b>	<b>0.00</b>
CRU.COIN - CRU										
	29/11/2020	Purchase	5,000.00	910.00	0.00	0.00	910.00	0.00	0.00	0.00
	12/12/2020	Purchase	1,500.00	0.00	0.00	0.00	910.00	0.00	0.00	0.00
	23/12/2020	Purchase	805,534.20	0.00	0.00	0.00	910.00	0.00	0.00	0.00
	23/12/2020	Disposal	(762,662.15)	(910.00)	0.00	0.00	0.00	0.00	910.00	(910.00)
	30/06/2021	Revaluation	0.00	0.00	768.97	0.00	768.97	0.00	0.00	0.00
	<b>30/06/2021</b>		<b>49,372.05</b>	<b>0.00</b>	<b>768.97</b>	<b>0.00</b>	<b>768.97</b>	<b>0.00</b>	<b>910.00</b>	<b>(910.00)</b>
CRU.COIN1 - CRU - Unitex										
	27/03/2021	Purchase	3,133.16	195.74	0.00	0.00	195.74	0.00	0.00	0.00
	30/06/2021	Revaluation	0.00	0.00	(146.94)	0.00	48.80	0.00	0.00	0.00
	<b>30/06/2021</b>		<b>3,133.16</b>	<b>195.74</b>	<b>(146.94)</b>	<b>0.00</b>	<b>48.80</b>	<b>0.00</b>	<b>0.00</b>	<b>0.00</b>

# Tinderly Super Market Movement Report



As at 30 June 2021

Investment	Date	Description	Unrealised				Realised			Total
			Units	Accounting Cost Movement	Market Movement	Depreciation	Balance	Consideration	Accounting Cost Base	
CRV.COIN - Curve DAO Token										
	07/02/2021	Purchase	114.64	500.01	0.00	0.00	500.01	0.00	0.00	0.00
	13/05/2021	Disposal	(100.23)	(437.18)	0.00	0.00	62.83	505.00	437.18	67.82
	30/06/2021	Revaluation	0.00	0.00	(29.10)	0.00	33.73	0.00	0.00	0.00
	30/06/2021	Revaluation	0.00	0.00	0.70	0.00	34.43	0.00	0.00	0.00
	30/06/2021	Revaluation	0.00	0.00	0.39	0.00	34.82	0.00	0.00	0.00
	<b>30/06/2021</b>		<b>14.41</b>	<b>62.83</b>	<b>(28.01)</b>	<b>0.00</b>	<b>34.82</b>	<b>505.00</b>	<b>437.18</b>	<b>67.82</b>
DOGE - DOGE										
	01/07/2020	Opening Balance	1.00	0.00	0.00	0.00	0.00	0.00	0.00	0.00
	21/12/2020	Purchase	7,440.51	44.13	0.00	0.00	44.13	0.00	0.00	0.00
	21/12/2020	Purchase	7,455.92	44.22	0.00	0.00	88.35	0.00	0.00	0.00
	21/12/2020	Purchase	1,964.32	11.65	0.00	0.00	100.00	0.00	0.00	0.00
	03/01/2021	Disposal	(4,000.00)	(23.72)	0.00	0.00	76.28	47.81	23.72	24.09
	03/01/2021	Disposal	(4,000.00)	(23.72)	0.00	0.00	52.56	47.95	23.72	24.23
	03/01/2021	Disposal	(2,000.00)	(11.86)	0.00	0.00	40.70	24.56	11.86	12.70
	03/01/2021	Disposal	(2,000.00)	(11.86)	0.00	0.00	28.84	25.04	11.86	13.18
	03/01/2021	Disposal	(2,000.00)	(11.86)	0.00	0.00	16.98	25.57	11.86	13.71
	03/01/2021	Disposal	(861.76)	(5.11)	0.00	0.00	11.87	11.05	5.11	5.94
	03/01/2021	Disposal	(2,000.00)	(11.86)	0.00	0.00	0.01	25.73	11.86	13.87
	03/01/2021	Disposal	(0.00)	0.00	0.00	0.00	0.01	0.00	0.00	0.00
	04/02/2021	Purchase	235.17	19.00	0.00	0.00	19.01	0.00	0.00	0.00
	23/04/2021	Purchase	327.00	100.00	0.00	0.00	119.01	0.00	0.00	0.00
	13/05/2021	Purchase	678.21	400.00	0.00	0.00	519.01	0.00	0.00	0.00
	30/06/2021	Revaluation	0.00	0.00	(514.68)	0.00	4.33	0.00	0.00	0.00
	30/06/2021	Revaluation	0.00	0.00	514.67	0.00	519.00	0.00	0.00	0.00
	30/06/2021	Revaluation	0.00	0.00	(514.08)	0.00	4.92	0.00	0.00	0.00
	30/06/2021	Revaluation	0.00	0.00	(1.00)	0.00	3.92	0.00	0.00	0.00
	30/06/2021	Revaluation	0.00	0.00	0.41	0.00	4.33	0.00	0.00	0.00
	30/06/2021	Disposal	(1.00)	(0.59)	0.00	0.00	3.74	0.00	0.59	(0.59)
	30/06/2021	Writeback	0.00	0.00	0.41	0.00	4.15	0.00	0.00	0.00
	30/06/2021	Revaluation	0.00	0.00	0.18	0.00	4.33	0.00	0.00	0.00
	30/06/2021	Instalment	0.00	0.59	0.00	0.00	4.92	0.00	0.00	0.00
	30/06/2021	Revaluation	0.00	0.00	(0.59)	0.00	4.33	0.00	0.00	0.00
	30/06/2021	Revaluation	0.00	0.00	414.86	0.00	419.19	0.00	0.00	0.00
	<b>30/06/2021</b>		<b>1,239.38</b>	<b>519.01</b>	<b>(99.82)</b>	<b>0.00</b>	<b>419.19</b>	<b>207.71</b>	<b>100.58</b>	<b>107.13</b>

# Tinderly Super Market Movement Report

As at 30 June 2021



Investment	Date	Description	Unrealised				Realised			Total
			Units	Accounting Cost Movement	Market Movement	Depreciation	Balance	Consideration	Accounting Cost Base	
DOT.COIN - Polkadot										
	19/01/2021	Purchase	13.02	300.00	0.00	0.00	300.00	0.00	0.00	0.00
	13/02/2021	Disposal	(4.39)	(101.22)	0.00	0.00	198.78	150.00	101.22	48.78
	20/02/2021	Disposal	(8.63)	(198.78)	0.00	0.00	0.00	368.50	198.78	169.72
	14/03/2021	Purchase	2.01	100.00	0.00	0.00	100.00	0.00	0.00	0.00
	30/06/2021	Revaluation	0.00	0.00	(58.83)	0.00	41.17	0.00	0.00	0.00
	30/06/2021	Revaluation	0.00	0.00	1.65	0.00	42.82	0.00	0.00	0.00
	30/06/2021	Revaluation	0.00	0.00	(1.65)	0.00	41.17	0.00	0.00	0.00
	30/06/2021	Revaluation	0.00	0.00	2.57	0.00	43.74	0.00	0.00	0.00
	<b>30/06/2021</b>		<b>2.01</b>	<b>100.00</b>	<b>(56.26)</b>	<b>0.00</b>	<b>43.74</b>	<b>518.50</b>	<b>300.00</b>	<b>218.50</b>
DUSK.COIN - DUSK Network										
	19/03/2021	Purchase	640.93	341.38	0.00	0.00	341.38	0.00	0.00	0.00
	19/03/2021	Disposal	(150.00)	(79.89)	0.00	0.00	261.49	79.32	79.89	(0.57)
	20/03/2021	Disposal	(382.55)	(203.76)	0.00	0.00	57.73	205.32	203.76	1.56
	01/04/2021	Disposal	(79.61)	(42.40)	0.00	0.00	15.33	40.76	42.40	(1.64)
	26/04/2021	Purchase	868.27	269.68	0.00	0.00	285.01	0.00	0.00	0.00
	11/05/2021	Disposal	(897.04)	(285.01)	0.00	0.00	0.00	276.32	285.01	(8.69)
	<b>30/06/2021</b>		<b>0.00</b>	<b>0.00</b>	<b>0.00</b>	<b>0.00</b>	<b>0.00</b>	<b>601.72</b>	<b>611.06</b>	<b>(9.34)</b>
ECM - Eco Minerals Research Limited										
	01/07/2020	Opening Balance	6,000.00	0.00	0.00	0.00	1,200.00	0.00	0.00	0.00
	<b>30/06/2021</b>		<b>6,000.00</b>	<b>0.00</b>	<b>0.00</b>	<b>0.00</b>	<b>1,200.00</b>	<b>0.00</b>	<b>0.00</b>	<b>0.00</b>
EDOGE.COIN - ElonDoge										
	30/06/2021	Purchase	2,364,360.46	81.52	0.00	0.00	81.52	0.00	0.00	0.00
	30/06/2021	Revaluation	0.00	0.00	(81.52)	0.00	0.00	0.00	0.00	0.00
	<b>30/06/2021</b>		<b>2,364,360.4</b>	<b>81.52</b>	<b>(81.52)</b>	<b>0.00</b>	<b>0.00</b>	<b>0.00</b>	<b>0.00</b>	<b>0.00</b>
EMC2.COIN - Einsteinium										
	01/02/2021	Purchase	88.66	10.00	0.00	0.00	10.00	0.00	0.00	0.00
	26/02/2021	Disposal	(88.66)	(10.00)	0.00	0.00	0.00	18.08	10.00	8.08
	23/04/2021	Purchase	110.19	50.00	0.00	0.00	50.00	0.00	0.00	0.00
	30/06/2021	Revaluation	0.00	0.00	(39.28)	0.00	10.72	0.00	0.00	0.00
	30/06/2021	Revaluation	0.00	0.00	(0.28)	0.00	10.44	0.00	0.00	0.00
	<b>30/06/2021</b>		<b>110.19</b>	<b>50.00</b>	<b>(39.56)</b>	<b>0.00</b>	<b>10.44</b>	<b>18.08</b>	<b>10.00</b>	<b>8.08</b>

# Tinderly Super Market Movement Report



As at 30 June 2021

Investment	Date	Description	Unrealised				Realised			Total
			Units	Accounting Cost Movement	Market Movement	Depreciation	Balance	Consideration	Accounting Cost Base	
ENJ.COIN - Enjin Coin										
	22/01/2021	Purchase	52.31	25.00	0.00	0.00	25.00	0.00	0.00	0.00
	25/02/2021	Disposal	(52.31)	(25.00)	0.00	0.00	0.00	35.85	25.00	10.85
	<b>30/06/2021</b>		<b>0.00</b>	<b>0.00</b>	<b>0.00</b>	<b>0.00</b>	<b>0.00</b>	<b>35.85</b>	<b>25.00</b>	<b>10.85</b>
EOS.COIN - EOS										
	21/12/2020	Purchase	2.24	10.02	0.00	0.00	10.02	0.00	0.00	0.00
	11/01/2021	Purchase	48.85	200.00	0.00	0.00	210.02	0.00	0.00	0.00
	06/05/2021	Disposal	(27.20)	(112.22)	0.00	0.00	97.80	310.00	112.22	197.78
	06/05/2021	Disposal	(23.89)	(97.80)	0.00	0.00	0.00	270.96	97.80	173.16
	13/05/2021	Purchase	7.05	105.00	0.00	0.00	105.00	0.00	0.00	0.00
	30/06/2021	Revaluation	0.00	0.00	(67.86)	0.00	37.14	0.00	0.00	0.00
	30/06/2021	Revaluation	0.00	0.00	1.40	0.00	38.54	0.00	0.00	0.00
	30/06/2021	Revaluation	0.00	0.00	0.26	0.00	38.80	0.00	0.00	0.00
	<b>30/06/2021</b>		<b>7.05</b>	<b>105.00</b>	<b>(66.20)</b>	<b>0.00</b>	<b>38.80</b>	<b>580.96</b>	<b>210.02</b>	<b>370.94</b>
ERSS Holdng II - Euroasian Rail Skyway Systems Holding II Limited										
	01/07/2020	Opening Balance	2,952,500.00	0.00	0.00	0.00	69,924.06	0.00	0.00	0.00
	30/06/2021	Revaluation	0.00	0.00	(5,116.68)	0.00	64,807.38	0.00	0.00	0.00
	<b>30/06/2021</b>		<b>2,952,500.0</b>	<b>0.00</b>	<b>(5,116.68)</b>	<b>0.00</b>	<b>64,807.38</b>	<b>0.00</b>	<b>0.00</b>	<b>0.00</b>
ETH.COIN3 - Ethereum - Unitex										
	20/03/2021	Purchase	0.45	1,082.19	0.00	0.00	1,082.19	0.00	0.00	0.00
	20/03/2021	Purchase	3.00	7,136.54	0.00	0.00	8,218.73	0.00	0.00	0.00
	29/03/2021	Disposal	(0.20)	(480.97)	0.00	0.00	7,737.76	443.92	480.97	(37.05)
	30/06/2021	Revaluation	0.00	0.00	1,813.65	0.00	9,551.41	0.00	0.00	0.00
	30/06/2021	Revaluation	0.00	0.00	(2,153.87)	0.00	7,397.54	0.00	0.00	0.00
	30/06/2021	Revaluation	0.00	0.00	(28.00)	0.00	7,369.54	0.00	0.00	0.00
	<b>30/06/2021</b>		<b>3.25</b>	<b>7,737.76</b>	<b>(368.22)</b>	<b>0.00</b>	<b>7,369.54</b>	<b>443.92</b>	<b>480.97</b>	<b>(37.05)</b>
ETH1 - Ethereum- ETH										
	01/07/2020	Opening Balance	0.00	0.00	0.00	0.00	0.00	0.00	0.00	0.00
	01/09/2020	Purchase	3.20	2,104.12	0.00	0.00	2,104.12	0.00	0.00	0.00
	22/11/2020	Disposal	(3.20)	(2,104.12)	0.00	0.00	0.00	2,364.77	2,104.12	260.65
	25/11/2020	Purchase	0.12	100.00	0.00	0.00	100.00	0.00	0.00	0.00
	19/12/2020	Purchase	0.12	100.00	0.00	0.00	200.00	0.00	0.00	0.00
	19/12/2020	Purchase	0.12	100.00	0.00	0.00	300.00	0.00	0.00	0.00
	21/12/2020	Purchase	0.03	31.15	0.00	0.00	331.15	0.00	0.00	0.00

Tinderly Super  
**Market Movement Report**



As at 30 June 2021

Investment	Date	Description	Unrealised				Realised			Total
			Units	Accounting Cost Movement	Market Movement	Depreciation	Balance	Consideration	Accounting Cost Base	
	21/12/2020	Purchase	0.12	100.00	0.00	0.00	431.15	0.00	0.00	0.00
	04/01/2021	Disposal	(0.50)	(431.15)	0.00	0.00	0.00	629.61	431.15	198.46
	21/01/2021	Purchase	0.06	95.00	0.00	0.00	95.00	0.00	0.00	0.00
	21/01/2021	Purchase	0.00	5.00	0.00	0.00	100.00	0.00	0.00	0.00
	25/02/2021	Purchase	0.12	246.89	0.00	0.00	346.89	0.00	0.00	0.00
	25/02/2021	Purchase	0.11	235.44	0.00	0.00	582.33	0.00	0.00	0.00
	25/02/2021	Disposal	(0.29)	(582.33)	0.00	0.00	0.00	596.65	582.33	14.32
	25/02/2021	Purchase	0.28	561.98	0.00	0.00	561.98	0.00	0.00	0.00
	26/02/2021	Purchase	0.76	1,454.16	0.00	0.00	2,016.14	0.00	0.00	0.00
	26/02/2021	Purchase	0.12	250.00	0.00	0.00	2,266.14	0.00	0.00	0.00
	26/02/2021	Disposal	(0.12)	(250.00)	0.00	0.00	2,016.14	247.68	250.00	(2.32)
	26/02/2021	Disposal	(0.76)	(1,454.16)	0.00	0.00	561.98	1,436.31	1,454.16	(17.85)
	26/02/2021	Disposal	(0.28)	(561.98)	0.00	0.00	0.00	565.42	561.98	3.44
	02/03/2021	Purchase	0.01	13.89	0.00	0.00	13.89	0.00	0.00	0.00
	11/03/2021	Purchase	0.06	150.00	0.00	0.00	163.89	0.00	0.00	0.00
	14/03/2021	Disposal	(0.06)	(147.94)	0.00	0.00	15.95	151.81	147.94	3.87
	15/03/2021	Purchase	0.31	764.56	0.00	0.00	780.51	0.00	0.00	0.00
	15/03/2021	Disposal	(0.31)	(780.51)	0.00	0.00	0.00	767.25	780.51	(13.26)
	15/03/2021	Purchase	5.62	13,587.02	0.00	0.00	13,587.02	0.00	0.00	0.00
	15/03/2021	Disposal	(0.05)	(122.35)	0.00	0.00	13,464.67	56.55	122.35	(65.80)
	17/03/2021	Purchase	1.54	3,528.71	0.00	0.00	16,993.38	0.00	0.00	0.00
	17/03/2021	Disposal	(1.00)	(2,286.20)	0.00	0.00	14,707.18	2,283.75	2,286.20	(2.45)
	17/03/2021	Disposal	(0.00)	(7.93)	0.00	0.00	14,699.25	7.50	7.93	(0.43)
	18/03/2021	Disposal	(0.00)	(7.36)	0.00	0.00	14,691.89	7.17	7.36	(0.19)
	20/03/2021	Disposal	(0.45)	(1,028.79)	0.00	0.00	13,663.10	1,082.19	1,028.79	53.40
	20/03/2021	Disposal	(3.00)	(7,261.63)	0.00	0.00	6,401.47	7,136.54	7,261.63	(125.09)
	24/03/2021	Disposal	(1.01)	(2,437.88)	0.00	0.00	3,963.59	2,235.22	2,437.88	(202.66)
	29/03/2021	Disposal	(0.06)	(137.17)	0.00	0.00	3,826.42	135.45	137.17	(1.72)
	18/04/2021	Disposal	(0.00)	(7.00)	0.00	0.00	3,819.42	8.86	7.00	1.86
	14/05/2021	Disposal	(0.04)	(90.65)	0.00	0.00	3,728.77	186.89	90.65	96.24
	30/06/2021	Revaluation	0.00	0.00	18.52	0.00	3,747.29	0.00	0.00	0.00
	30/06/2021	Revaluation	0.00	0.00	(18.53)	0.00	3,728.76	0.00	0.00	0.00
	30/06/2021	Revaluation	0.00	0.00	569.99	0.00	4,298.75	0.00	0.00	0.00
	30/06/2021	Revaluation	0.00	0.00	84.19	0.00	4,382.94	0.00	0.00	0.00
	30/06/2021	Disposal	(0.17)	(413.02)	0.00	0.00	3,969.92	193.58	413.02	(219.44)
	30/06/2021	Revaluation	0.00	0.00	0.49	0.00	3,970.41	0.00	0.00	0.00



# Tinderly Super Market Movement Report

As at 30 June 2021



Investment	Date	Description	Unrealised				Realised			Total
			Units	Accounting Cost Movement	Market Movement	Depreciation	Balance	Consideration	Accounting Cost Base	
GLXM.COIN - Galaxium										
	30/06/2021	Purchase	235,808,910.	223.93	0.00	0.00	223.93	0.00	0.00	0.00
	30/06/2021	Revaluation	0.00	0.00	(223.93)	0.00	0.00	0.00	0.00	0.00
	<b>30/06/2021</b>		<b>235,808,91</b>	<b>223.93</b>	<b>(223.93)</b>	<b>0.00</b>	<b>0.00</b>	<b>0.00</b>	<b>0.00</b>	<b>0.00</b>
GMPX.COIN - GMPX										
	30/06/2021	Purchase	235,808,910.	0.00	0.00	0.00	0.00	0.00	0.00	0.00
	<b>30/06/2021</b>		<b>235,808,91</b>	<b>0.00</b>	<b>0.00</b>	<b>0.00</b>	<b>0.00</b>	<b>0.00</b>	<b>0.00</b>	<b>0.00</b>
GRT.COIN - The Graph										
	19/01/2021	Purchase	404.44	300.00	0.00	0.00	300.00	0.00	0.00	0.00
	31/01/2021	Disposal	(404.44)	(300.00)	0.00	0.00	0.00	326.98	300.00	26.98
	<b>30/06/2021</b>		<b>0.00</b>	<b>0.00</b>	<b>0.00</b>	<b>0.00</b>	<b>0.00</b>	<b>326.98</b>	<b>300.00</b>	<b>26.98</b>
GXC.COIN - GXChain										
	12/05/2021	Purchase	38.83	83.46	0.00	0.00	83.46	0.00	0.00	0.00
	30/06/2021	Revaluation	0.00	0.00	(59.35)	0.00	24.11	0.00	0.00	0.00
	30/06/2021	Revaluation	0.00	0.00	(0.10)	0.00	24.01	0.00	0.00	0.00
	<b>30/06/2021</b>		<b>38.83</b>	<b>83.46</b>	<b>(59.45)</b>	<b>0.00</b>	<b>24.01</b>	<b>0.00</b>	<b>0.00</b>	<b>0.00</b>
HOKK.COIN - Hokkaido Inu										
	30/06/2021	Purchase	19,797,806.4	99.92	0.00	0.00	99.92	0.00	0.00	0.00
	30/06/2021	Revaluation	0.00	0.00	(99.92)	0.00	0.00	0.00	0.00	0.00
	<b>30/06/2021</b>		<b>19,797,806,</b>	<b>99.92</b>	<b>(99.92)</b>	<b>0.00</b>	<b>0.00</b>	<b>0.00</b>	<b>0.00</b>	<b>0.00</b>
JST.COIN - JUST										
	21/02/2021	Purchase	5,899.98	500.00	0.00	0.00	500.00	0.00	0.00	0.00
	22/02/2021	Purchase	1,374.59	100.00	0.00	0.00	600.00	0.00	0.00	0.00
	14/03/2021	Disposal	(3,000.00)	(254.24)	0.00	0.00	345.76	256.63	254.24	2.39
	28/04/2021	Disposal	(2,110.62)	(178.87)	0.00	0.00	166.89	344.00	178.87	165.13
	30/06/2021	Revaluation	0.00	0.00	(22.63)	0.00	144.26	0.00	0.00	0.00
	30/06/2021	Revaluation	0.00	0.00	4.52	0.00	148.78	0.00	0.00	0.00
	<b>30/06/2021</b>		<b>2,163.95</b>	<b>166.89</b>	<b>(18.11)</b>	<b>0.00</b>	<b>148.78</b>	<b>600.63</b>	<b>433.11</b>	<b>167.52</b>
KAI.COIN - KardiaChain										
	09/04/2021	Purchase	1,196.54	200.00	0.00	0.00	200.00	0.00	0.00	0.00
	30/06/2021	Revaluation	0.00	0.00	(133.31)	0.00	66.69	0.00	0.00	0.00
	30/06/2021	Revaluation	0.00	0.00	(1.94)	0.00	64.75	0.00	0.00	0.00

# Tinderly Super Market Movement Report



As at 30 June 2021

Investment	Date	Description	Unrealised				Realised			Total
			Units	Accounting Cost Movement	Market Movement	Depreciation	Balance	Consideration	Accounting Cost Base	
	<b>30/06/2021</b>		<b>1,196.54</b>	<b>200.00</b>	<b>(135.25)</b>	<b>0.00</b>	<b>64.75</b>	<b>0.00</b>	<b>0.00</b>	<b>0.00</b>
KP3R.COIN - Keep3rV1										
	10/02/2021	Purchase	0.62	290.00	0.00	0.00	290.00	0.00	0.00	0.00
	25/02/2021	Disposal	(0.62)	(290.00)	0.00	0.00	0.00	246.89	290.00	(43.11)
	<b>30/06/2021</b>		<b>0.00</b>	<b>0.00</b>	<b>0.00</b>	<b>0.00</b>	<b>0.00</b>	<b>246.89</b>	<b>290.00</b>	<b>(43.11)</b>
LINK.COIN - Chainlink										
	19/01/2021	Purchase	10.10	300.00	0.00	0.00	300.00	0.00	0.00	0.00
	07/02/2021	Purchase	6.10	200.00	0.00	0.00	500.00	0.00	0.00	0.00
	15/02/2021	Disposal	(16.20)	(500.00)	0.00	0.00	0.00	637.52	500.00	137.52
	<b>30/06/2021</b>		<b>0.00</b>	<b>0.00</b>	<b>0.00</b>	<b>0.00</b>	<b>0.00</b>	<b>637.52</b>	<b>500.00</b>	<b>137.52</b>
LTC.COIN - Litecoin										
	25/11/2020	Purchase	0.82	100.00	0.00	0.00	100.00	0.00	0.00	0.00
	21/12/2020	Purchase	0.12	19.62	0.00	0.00	119.62	0.00	0.00	0.00
	29/12/2020	Purchase	0.58	100.00	0.00	0.00	219.62	0.00	0.00	0.00
	29/12/2020	Return Of Capital	0.00	0.00	0.00	0.00	219.62			
	05/01/2021	Purchase	0.51	100.00	0.00	0.00	319.62	0.00	0.00	0.00
	20/02/2021	Disposal	(2.03)	(319.62)	0.00	0.00	0.00	600.29	319.62	280.67
	11/05/2021	Purchase	0.49	250.00	0.00	0.00	250.00	0.00	0.00	0.00
	11/05/2021	Purchase	0.20	100.00	0.00	0.00	350.00	0.00	0.00	0.00
	30/06/2021	Revaluation	0.00	0.00	(222.13)	0.00	127.87	0.00	0.00	0.00
	30/06/2021	Revaluation	0.00	0.00	3.97	0.00	131.84	0.00	0.00	0.00
	30/06/2021	Revaluation	0.00	0.00	(0.07)	0.00	131.77	0.00	0.00	0.00
	<b>30/06/2021</b>		<b>0.69</b>	<b>350.00</b>	<b>(218.23)</b>	<b>0.00</b>	<b>131.77</b>	<b>600.29</b>	<b>319.62</b>	<b>280.67</b>
MACTX - MACTX Hedged Fund										
	01/07/2020	Opening Balance	1.00	0.00	0.00	0.00	7,285.44	0.00	0.00	0.00
	30/06/2021	Revaluation	0.00	0.00	(634.74)	0.00	6,650.70	0.00	0.00	0.00
	<b>30/06/2021</b>		<b>1.00</b>	<b>0.00</b>	<b>(634.74)</b>	<b>0.00</b>	<b>6,650.70</b>	<b>0.00</b>	<b>0.00</b>	<b>0.00</b>
MKR.COIN - Maker										
	15/08/2020	Purchase	0.50	528.45	0.00	0.00	528.45	0.00	0.00	0.00
	12/01/2021	Disposal	(0.50)	(528.45)	0.00	0.00	0.00	692.87	528.45	164.42
	28/04/2021	Purchase	0.02	94.00	0.00	0.00	94.00	0.00	0.00	0.00
	30/06/2021	Revaluation	0.00	0.00	(39.43)	0.00	54.57	0.00	0.00	0.00



# Tinderly Super Market Movement Report

As at 30 June 2021



Investment	Date	Description	Unrealised				Realised			Total
			Units	Accounting Cost Movement	Market Movement	Depreciation	Balance	Consideration	Accounting Cost Base	
	30/06/2021	Revaluation	0.00	0.00	(4.71)	0.00	49.86	0.00	0.00	0.00
	30/06/2021	Revaluation	0.00	0.00	4.71	0.00	54.57	0.00	0.00	0.00
	30/06/2021	Revaluation	0.00	0.00	0.49	0.00	55.06	0.00	0.00	0.00
	<b>30/06/2021</b>		<b>0.02</b>	<b>94.00</b>	<b>(38.94)</b>	<b>0.00</b>	<b>55.06</b>	<b>692.87</b>	<b>528.45</b>	<b>164.42</b>
NEO.COIN - NEO										
	05/01/2021	Purchase	9.69	200.00	0.00	0.00	200.00	0.00	0.00	0.00
	06/02/2021	Disposal	(0.84)	(17.35)	0.00	0.00	182.65	27.39	17.35	10.04
	06/02/2021	Disposal	(8.85)	(182.58)	0.00	0.00	0.07	288.22	182.58	105.64
	06/02/2021	Disposal	(0.00)	(0.07)	0.00	0.00	0.00	0.10	0.07	0.03
	<b>30/06/2021</b>		<b>0.00</b>	<b>0.00</b>	<b>0.00</b>	<b>0.00</b>	<b>0.00</b>	<b>315.71</b>	<b>200.00</b>	<b>115.71</b>
NFG - NU FORTUNE Gold Limited										
	01/07/2020	Opening Balance	4,000.00	0.00	0.00	0.00	1,200.00	0.00	0.00	0.00
	30/06/2021	Revaluation	0.00	0.00	(1,200.00)	0.00	0.00	0.00	0.00	0.00
	<b>30/06/2021</b>		<b>4,000.00</b>	<b>0.00</b>	<b>(1,200.00)</b>	<b>0.00</b>	<b>0.00</b>	<b>0.00</b>	<b>0.00</b>	<b>0.00</b>
NPXS.COIN - Pundi X										
	21/02/2021	Purchase	81,333.88	200.00	0.00	0.00	200.00	0.00	0.00	0.00
	14/03/2021	Disposal	(41,050.90)	(100.94)	0.00	0.00	99.06	200.00	100.94	99.06
	02/04/2021	Purchase	49,319.39	500.00	0.00	0.00	599.06	0.00	0.00	0.00
	30/06/2021	Revaluation	0.00	0.00	(465.97)	0.00	133.09	0.00	0.00	0.00
	30/06/2021	Revaluation	0.00	0.00	132,952.68	0.00	133,085.77	0.00	0.00	0.00
	30/06/2021	Revaluation	0.00	0.00	(132,872.25)	0.00	213.52	0.00	0.00	0.00
	<b>30/06/2021</b>		<b>89,602.36</b>	<b>599.06</b>	<b>(385.54)</b>	<b>0.00</b>	<b>213.52</b>	<b>200.00</b>	<b>100.94</b>	<b>99.06</b>
NRGY.COIN - Energy										
	13/03/2021	Purchase	30.61	0.00	0.00	0.00	0.00	0.00	0.00	0.00
	15/03/2021	Disposal	(30.61)	0.00	0.00	0.00	0.00	0.00	0.00	0.00
	30/06/2021	Purchase	3.00	0.00	0.00	0.00	0.00	0.00	0.00	0.00
	<b>30/06/2021</b>		<b>3.00</b>	<b>0.00</b>	<b>0.00</b>	<b>0.00</b>	<b>0.00</b>	<b>0.00</b>	<b>0.00</b>	<b>0.00</b>
OPY.AX - Openpay Group Ltd										
	01/07/2020	Purchase	100.00	248.00	0.00	0.00	248.00	0.00	0.00	0.00
	30/06/2021	Revaluation	0.00	0.00	(105.00)	0.00	143.00	0.00	0.00	0.00
	<b>30/06/2021</b>		<b>100.00</b>	<b>248.00</b>	<b>(105.00)</b>	<b>0.00</b>	<b>143.00</b>	<b>0.00</b>	<b>0.00</b>	<b>0.00</b>

# Tinderly Super Market Movement Report



As at 30 June 2021

Investment	Date	Description	Unrealised				Realised			Total
			Units	Accounting Cost Movement	Market Movement	Depreciation	Balance	Consideration	Accounting Cost Base	
PIVX.COIN - PIVX										
	10/02/2021	Purchase	392.05	300.00	0.00	0.00	300.00	0.00	0.00	0.00
	20/02/2021	Disposal	(392.05)	(300.00)	0.00	0.00	0.00	471.34	300.00	171.34
	<b>30/06/2021</b>		<b>0.00</b>	<b>0.00</b>	<b>0.00</b>	<b>0.00</b>	<b>0.00</b>	<b>471.34</b>	<b>300.00</b>	<b>171.34</b>
PLT.COIN - Pancake Lottery										
	30/06/2021	Purchase	1.00	15.07	0.00	0.00	15.07	0.00	0.00	0.00
	30/06/2021	Revaluation	0.00	0.00	(15.07)	0.00	0.00	0.00	0.00	0.00
	<b>30/06/2021</b>		<b>1.00</b>	<b>15.07</b>	<b>(15.07)</b>	<b>0.00</b>	<b>0.00</b>	<b>0.00</b>	<b>0.00</b>	<b>0.00</b>
POLK.COIN - Polkamarkets										
	12/05/2021	Purchase	11.70	20.00	0.00	0.00	20.00	0.00	0.00	0.00
	30/06/2021	Revaluation	0.00	0.00	(16.82)	0.00	3.18	0.00	0.00	0.00
	30/06/2021	Revaluation	0.00	0.00	0.20	0.00	3.38	0.00	0.00	0.00
	<b>30/06/2021</b>		<b>11.70</b>	<b>20.00</b>	<b>(16.62)</b>	<b>0.00</b>	<b>3.38</b>	<b>0.00</b>	<b>0.00</b>	<b>0.00</b>
POLY.COIN - Polymath										
	19/02/2021	Purchase	1,155.05	500.00	0.00	0.00	500.00	0.00	0.00	0.00
	15/03/2021	Disposal	(1,155.05)	(500.00)	0.00	0.00	0.00	755.93	500.00	255.93
	23/04/2021	Purchase	143.60	50.00	0.00	0.00	50.00	0.00	0.00	0.00
	30/06/2021	Revaluation	0.00	0.00	(17.07)	0.00	32.93	0.00	0.00	0.00
	30/06/2021	Revaluation	0.00	0.00	0.55	0.00	33.48	0.00	0.00	0.00
	30/06/2021	Revaluation	0.00	0.00	1.31	0.00	34.79	0.00	0.00	0.00
	<b>30/06/2021</b>		<b>143.60</b>	<b>50.00</b>	<b>(15.21)</b>	<b>0.00</b>	<b>34.79</b>	<b>755.93</b>	<b>500.00</b>	<b>255.93</b>
POOROCKET.COIN - POOROCKET										
	30/06/2021	Purchase	2,947,808.96	66.87	0.00	0.00	66.87	0.00	0.00	0.00
	30/06/2021	Revaluation	0.00	0.00	(66.87)	0.00	0.00	0.00	0.00	0.00
	<b>30/06/2021</b>		<b>2,947,808.9</b>	<b>66.87</b>	<b>(66.87)</b>	<b>0.00</b>	<b>0.00</b>	<b>0.00</b>	<b>0.00</b>	<b>0.00</b>
RDD.COIN - Reddcoin										
	05/04/2021	Purchase	20,022.02	200.00	0.00	0.00	200.00	0.00	0.00	0.00
	30/06/2021	Revaluation	0.00	0.00	(143.54)	0.00	56.46	0.00	0.00	0.00
	30/06/2021	Revaluation	0.00	0.00	(8.39)	0.00	48.07	0.00	0.00	0.00
	<b>30/06/2021</b>		<b>20,022.02</b>	<b>200.00</b>	<b>(151.93)</b>	<b>0.00</b>	<b>48.07</b>	<b>0.00</b>	<b>0.00</b>	<b>0.00</b>

# Tinderly Super Market Movement Report



As at 30 June 2021

Investment	Date	Description	Unrealised				Realised			Total
			Units	Accounting Cost Movement	Market Movement	Depreciation	Balance	Consideration	Accounting Cost Base	
RFOX.COIN - RedFOX Labs										
	04/12/2020	Purchase	3,121.88	100.00	0.00	0.00	100.00	0.00	0.00	0.00
	29/12/2020	Disposal	(3,121.28)	(99.98)	0.00	0.00	0.02	129.53	99.98	29.55
	29/12/2020	Disposal	(0.60)	(0.02)	0.00	0.00	0.00	0.02	0.02	0.00
	<b>30/06/2021</b>		<b>0.00</b>	<b>0.00</b>	<b>0.00</b>	<b>0.00</b>	<b>0.00</b>	<b>129.55</b>	<b>100.00</b>	<b>29.55</b>
RVN.COIN - Ravencoin										
	21/02/2021	Purchase	309.74	100.00	0.00	0.00	100.00	0.00	0.00	0.00
	30/06/2021	Revaluation	0.00	0.00	(77.11)	0.00	22.89	0.00	0.00	0.00
	30/06/2021	Revaluation	0.00	0.00	0.40	0.00	23.29	0.00	0.00	0.00
	30/06/2021	Revaluation	0.00	0.00	(0.11)	0.00	23.18	0.00	0.00	0.00
	<b>30/06/2021</b>		<b>309.74</b>	<b>100.00</b>	<b>(76.82)</b>	<b>0.00</b>	<b>23.18</b>	<b>0.00</b>	<b>0.00</b>	<b>0.00</b>
SHIB.COIN - Shiba Inu										
	11/05/2021	Purchase	1,000,000.00	39.00	0.00	0.00	39.00	0.00	0.00	0.00
	30/06/2021	Revaluation	0.00	0.00	(28.00)	0.00	11.00	0.00	0.00	0.00
	30/06/2021	Revaluation	0.00	0.00	1.00	0.00	12.00	0.00	0.00	0.00
	<b>30/06/2021</b>		<b>1,000,000.0</b>	<b>39.00</b>	<b>(27.00)</b>	<b>0.00</b>	<b>12.00</b>	<b>0.00</b>	<b>0.00</b>	<b>0.00</b>
SHR.COIN - ShareToken										
	14/03/2021	Purchase	940.73	50.00	0.00	0.00	50.00	0.00	0.00	0.00
	28/04/2021	Disposal	(612.53)	(32.56)	0.00	0.00	17.44	50.00	32.56	17.44
	30/06/2021	Revaluation	0.00	0.00	(7.32)	0.00	10.12	0.00	0.00	0.00
	30/06/2021	Revaluation	0.00	0.00	0.08	0.00	10.20	0.00	0.00	0.00
	<b>30/06/2021</b>		<b>328.20</b>	<b>17.44</b>	<b>(7.24)</b>	<b>0.00</b>	<b>10.20</b>	<b>50.00</b>	<b>32.56</b>	<b>17.44</b>
SNX - SNX										
	01/07/2020	Opening Balance	367.27	0.00	0.00	0.00	1,084.18	0.00	0.00	0.00
	24/07/2020	Disposal	(167.27)	(193.56)	0.00	0.00	890.62	798.61	193.56	605.05
	24/07/2020	Writeback	0.00	0.00	(300.22)	0.00	590.40	0.00	0.00	0.00
	04/08/2020	Disposal	(100.00)	(115.71)	0.00	0.00	474.69	606.88	115.71	491.17
	04/08/2020	Writeback	0.00	0.00	(179.48)	0.00	295.21	0.00	0.00	0.00
	15/08/2020	Purchase	30.00	236.20	0.00	0.00	531.41	0.00	0.00	0.00
	15/08/2020	Disposal	(100.00)	(317.20)	0.00	0.00	214.21	751.18	317.20	433.98
	15/08/2020	Writeback	0.00	0.00	(138.07)	0.00	76.14	0.00	0.00	0.00
	16/08/2020	Purchase	0.96	9.60	0.00	0.00	85.74	0.00	0.00	0.00
	16/08/2020	Purchase	251.55	2,477.59	0.00	0.00	2,563.33	0.00	0.00	0.00
	01/09/2020	Disposal	(200.00)	(1,969.97)	0.00	0.00	593.36	2,104.12	1,969.97	134.15



# Tinderly Super Market Movement Report



As at 30 June 2021

Investment	Date	Description	Unrealised				Realised			Total
			Units	Accounting Cost Movement	Market Movement	Depreciation	Balance	Consideration	Accounting Cost Base	
	12/05/2021	Disposal	(132.49)	0.00	0.00	0.00	0.00	49.20	0.00	49.20
	<b>30/06/2021</b>		<b>0.00</b>	<b>0.00</b>	<b>0.00</b>	<b>0.00</b>	<b>0.00</b>	<b>70.80</b>	<b>95.43</b>	<b>(24.63)</b>
SXP.COIN - Swipe										
	15/08/2020	Purchase	45.00	270.10	0.00	0.00	270.10	0.00	0.00	0.00
	01/05/2021	Purchase	2.99	21.03	0.00	0.00	291.13	0.00	0.00	0.00
	30/06/2021	Revaluation	0.00	0.00	(164.98)	0.00	126.15	0.00	0.00	0.00
	30/06/2021	Revaluation	0.00	0.00	2.19	0.00	128.34	0.00	0.00	0.00
	30/06/2021	Revaluation	0.00	0.00	1.08	0.00	129.42	0.00	0.00	0.00
	<b>30/06/2021</b>		<b>47.99</b>	<b>291.13</b>	<b>(161.71)</b>	<b>0.00</b>	<b>129.42</b>	<b>0.00</b>	<b>0.00</b>	<b>0.00</b>
SYA.COIN - Save Your Assets										
	30/06/2021	Purchase	165,338,611.	18.43	0.00	0.00	18.43	0.00	0.00	0.00
	30/06/2021	Revaluation	0.00	0.00	(18.43)	0.00	0.00	0.00	0.00	0.00
	<b>30/06/2021</b>		<b>165,338,61</b>	<b>18.43</b>	<b>(18.43)</b>	<b>0.00</b>	<b>0.00</b>	<b>0.00</b>	<b>0.00</b>	<b>0.00</b>
SYRUP.COIN - SYRUP										
	29/03/2021	Purchase	10.00	0.00	0.00	0.00	0.00	0.00	0.00	0.00
	01/04/2021	Purchase	3.00	0.00	0.00	0.00	0.00	0.00	0.00	0.00
	05/04/2021	Purchase	0.64	0.00	0.00	0.00	0.00	0.00	0.00	0.00
	22/04/2021	Purchase	1.95	0.00	0.00	0.00	0.00	0.00	0.00	0.00
	26/04/2021	Purchase	5.16	0.00	0.00	0.00	0.00	0.00	0.00	0.00
	11/05/2021	Purchase	0.75	0.00	0.00	0.00	0.00	0.00	0.00	0.00
	12/05/2021	Disposal	(21.50)	0.00	0.00	0.00	0.00	0.00	0.00	0.00
	<b>30/06/2021</b>		<b>0.00</b>	<b>0.00</b>	<b>0.00</b>	<b>0.00</b>	<b>0.00</b>	<b>0.00</b>	<b>0.00</b>	<b>0.00</b>
TEL.COIN - Telcoin										
	12/05/2021	Purchase	287.01	20.00	0.00	0.00	20.00	0.00	0.00	0.00
	30/06/2021	Revaluation	0.00	0.00	(9.90)	0.00	10.10	0.00	0.00	0.00
	30/06/2021	Revaluation	0.00	0.00	1.71	0.00	11.81	0.00	0.00	0.00
	<b>30/06/2021</b>		<b>287.01</b>	<b>20.00</b>	<b>(8.19)</b>	<b>0.00</b>	<b>11.81</b>	<b>0.00</b>	<b>0.00</b>	<b>0.00</b>
TFUEL.COIN - Theta Fuel										
	12/03/2021	Purchase	539.52	250.00	0.00	0.00	250.00	0.00	0.00	0.00
	30/06/2021	Revaluation	0.00	0.00	38.00	0.00	288.00	0.00	0.00	0.00
	30/06/2021	Revaluation	0.00	0.00	5.64	0.00	293.64	0.00	0.00	0.00
	30/06/2021	Revaluation	0.00	0.00	2.24	0.00	295.88	0.00	0.00	0.00
	<b>30/06/2021</b>		<b>539.52</b>	<b>250.00</b>	<b>45.88</b>	<b>0.00</b>	<b>295.88</b>	<b>0.00</b>	<b>0.00</b>	<b>0.00</b>

# Tinderly Super Market Movement Report



As at 30 June 2021

Investment	Date	Description	Unrealised				Realised			Total
			Units	Accounting Cost Movement	Market Movement	Depreciation	Balance	Consideration	Accounting Cost Base	
THETA.COIN - Theta Network										
	02/03/2021	Purchase	40.56	200.00	0.00	0.00	200.00	0.00	0.00	0.00
	29/03/2021	Disposal	(12.02)	(59.25)	0.00	0.00	140.75	200.00	59.25	140.75
	30/06/2021	Revaluation	0.00	0.00	119.06	0.00	259.81	0.00	0.00	0.00
	30/06/2021	Revaluation	0.00	0.00	4.87	0.00	264.68	0.00	0.00	0.00
	30/06/2021	Revaluation	0.00	0.00	(1.87)	0.00	262.81	0.00	0.00	0.00
	<b>30/06/2021</b>		<b>28.54</b>	<b>140.75</b>	<b>122.06</b>	<b>0.00</b>	<b>262.81</b>	<b>200.00</b>	<b>59.25</b>	<b>140.75</b>
TNT - TNT										
	01/07/2020	Opening Balance	5,049.74	0.00	0.00	0.00	253.05	0.00	0.00	0.00
	01/07/2020	Instalment	0.00	469.02	0.00	0.00	722.07	0.00	0.00	0.00
	01/09/2020	Disposal	(5,049.74)	(469.02)	0.00	0.00	253.05	107.96	469.02	(361.06)
	01/09/2020	Writeback	0.00	0.00	(253.05)	0.00	0.00	0.00	0.00	0.00
	30/06/2021	Revaluation	0.00	0.00	126.53	0.00	126.53	0.00	0.00	0.00
	30/06/2021	Revaluation	0.00	0.00	(126.53)	0.00	0.00	0.00	0.00	0.00
	<b>30/06/2021</b>		<b>0.00</b>	<b>0.00</b>	<b>(253.05)</b>	<b>0.00</b>	<b>0.00</b>	<b>107.96</b>	<b>469.02</b>	<b>(361.06)</b>
TRX.COIN - TRON										
	05/01/2021	Purchase	2,678.28	98.42	0.00	0.00	98.42	0.00	0.00	0.00
	05/01/2021	Purchase	3,837.73	141.02	0.00	0.00	239.44	0.00	0.00	0.00
	05/01/2021	Purchase	1,605.07	58.98	0.00	0.00	298.42	0.00	0.00	0.00
	11/01/2021	Purchase	2,204.63	100.00	0.00	0.00	398.42	0.00	0.00	0.00
	01/02/2021	Disposal	(9,000.00)	(349.71)	0.00	0.00	48.71	398.86	349.71	49.15
	20/02/2021	Disposal	(1,325.73)	(48.71)	0.00	0.00	0.00	101.83	48.71	53.12
	<b>30/06/2021</b>		<b>0.00</b>	<b>0.00</b>	<b>0.00</b>	<b>0.00</b>	<b>0.00</b>	<b>500.69</b>	<b>398.42</b>	<b>102.27</b>
UNFI.COIN - Unifi Protocol DAO										
	13/02/2021	Purchase	5.33	200.00	0.00	0.00	200.00	0.00	0.00	0.00
	25/02/2021	Disposal	(5.33)	(200.00)	0.00	0.00	0.00	218.83	200.00	18.83
	<b>30/06/2021</b>		<b>0.00</b>	<b>0.00</b>	<b>0.00</b>	<b>0.00</b>	<b>0.00</b>	<b>218.83</b>	<b>200.00</b>	<b>18.83</b>
UNTB.COIN - UNTB										
	29/03/2021	Purchase	17,000.00	318.14	0.00	0.00	318.14	0.00	0.00	0.00
	30/06/2021	Revaluation	0.00	0.00	191.86	0.00	510.00	0.00	0.00	0.00
	<b>30/06/2021</b>		<b>17,000.00</b>	<b>318.14</b>	<b>191.86</b>	<b>0.00</b>	<b>510.00</b>	<b>0.00</b>	<b>0.00</b>	<b>0.00</b>

# Tinderly Super Market Movement Report



As at 30 June 2021

Investment	Date	Description	Unrealised				Realised			Total
			Units	Accounting Cost Movement	Market Movement	Depreciation	Balance	Consideration	Accounting Cost Base	
USDT.COIN - Tether										
	06/08/2020	Purchase	312.01	435.54	0.00	0.00	435.54	0.00	0.00	0.00
	06/08/2020	Disposal	(0.31)	(0.44)	0.00	0.00	435.10	0.44	0.44	0.00
	19/03/2021	Purchase	1,650.00	2,172.45	0.00	0.00	2,607.55	0.00	0.00	0.00
	19/03/2021	Disposal	(1,650.00)	(2,197.16)	0.00	0.00	410.39	2,139.96	2,197.16	(57.20)
	21/05/2021	Purchase	261.17	346.85	0.00	0.00	757.24	0.00	0.00	0.00
	30/06/2021	Revaluation	0.00	0.00	1.47	0.00	758.71	0.00	0.00	0.00
	30/06/2021	Revaluation	0.00	0.00	5.27	0.00	763.98	0.00	0.00	0.00
	30/06/2021	Purchase	1,650.00	2,135.42	0.00	0.00	2,899.40	0.00	0.00	0.00
	30/06/2021	Revaluation	0.00	0.00	85.34	0.00	2,984.74	0.00	0.00	0.00
	30/06/2021	Revaluation	0.00	0.00	24.71	0.00	3,009.45	0.00	0.00	0.00
	30/06/2021	Revaluation	0.00	0.00	12.33	0.00	3,021.78	0.00	0.00	0.00
	30/06/2021	Revaluation	0.00	0.00	(12.33)	0.00	3,009.45	0.00	0.00	0.00
	30/06/2021	Revaluation	0.00	0.00	(51.16)	0.00	2,958.29	0.00	0.00	0.00
	<b>30/06/2021</b>		<b>2,222.87</b>	<b>2,892.66</b>	<b>65.63</b>	<b>0.00</b>	<b>2,958.29</b>	<b>2,140.40</b>	<b>2,197.60</b>	<b>(57.20)</b>
VET.COIN - VeChain										
	07/02/2021	Purchase	2,528.19	100.00	0.00	0.00	100.00	0.00	0.00	0.00
	28/04/2021	Purchase	1,758.09	500.00	0.00	0.00	600.00	0.00	0.00	0.00
	28/04/2021	Purchase	1,046.90	300.00	0.00	0.00	900.00	0.00	0.00	0.00
	30/04/2021	Purchase	158.46	40.00	0.00	0.00	940.00	0.00	0.00	0.00
	30/06/2021	Revaluation	0.00	0.00	(305.72)	0.00	634.28	0.00	0.00	0.00
	30/06/2021	Revaluation	0.00	0.00	11.00	0.00	645.28	0.00	0.00	0.00
	30/06/2021	Revaluation	0.00	0.00	16.85	0.00	662.13	0.00	0.00	0.00
	<b>30/06/2021</b>		<b>5,491.64</b>	<b>940.00</b>	<b>(277.87)</b>	<b>0.00</b>	<b>662.13</b>	<b>0.00</b>	<b>0.00</b>	<b>0.00</b>
VGX.COIN - Voyager Token										
	01/02/2021	Purchase	57.51	200.00	0.00	0.00	200.00	0.00	0.00	0.00
	02/02/2021	Disposal	(57.51)	(200.00)	0.00	0.00	0.00	218.98	200.00	18.98
	<b>30/06/2021</b>		<b>0.00</b>	<b>0.00</b>	<b>0.00</b>	<b>0.00</b>	<b>0.00</b>	<b>218.98</b>	<b>200.00</b>	<b>18.98</b>
VITE.COIN - Vite										
	05/04/2021	Purchase	177.46	50.00	0.00	0.00	50.00	0.00	0.00	0.00
	30/06/2021	Revaluation	0.00	0.00	(37.89)	0.00	12.11	0.00	0.00	0.00
	30/06/2021	Revaluation	0.00	0.00	(0.02)	0.00	12.09	0.00	0.00	0.00
	<b>30/06/2021</b>		<b>177.46</b>	<b>50.00</b>	<b>(37.91)</b>	<b>0.00</b>	<b>12.09</b>	<b>0.00</b>	<b>0.00</b>	<b>0.00</b>

# Tinderly Super Market Movement Report



As at 30 June 2021

Investment	Date	Description	Unrealised				Realised			Total
			Units	Accounting Cost Movement	Market Movement	Depreciation	Balance	Consideration	Accounting Cost Base	
VRA.COIN - Veracity										
	12/05/2021	Purchase	425.62	20.00	0.00	0.00	20.00	0.00	0.00	0.00
	30/06/2021	Revaluation	0.00	0.00	(12.94)	0.00	7.06	0.00	0.00	0.00
	30/06/2021	Revaluation	0.00	0.00	0.09	0.00	7.15	0.00	0.00	0.00
	<b>30/06/2021</b>		<b>425.62</b>	<b>20.00</b>	<b>(12.85)</b>	<b>0.00</b>	<b>7.15</b>	<b>0.00</b>	<b>0.00</b>	<b>0.00</b>
VTHO.COIN - VTHO										
	16/03/2021	Purchase	14.51	0.23	0.00	0.00	0.23	0.00	0.00	0.00
	26/04/2021	Purchase	20.07	0.44	0.00	0.00	0.67	0.00	0.00	0.00
	15/05/2021	Purchase	21.97	0.41	0.00	0.00	1.08	0.00	0.00	0.00
	28/06/2021	Purchase	41.58	0.35	0.00	0.00	1.43	0.00	0.00	0.00
	30/06/2021	Revaluation	0.00	0.00	(0.56)	0.00	0.87	0.00	0.00	0.00
	30/06/2021	Revaluation	0.00	0.00	0.04	0.00	0.91	0.00	0.00	0.00
	<b>30/06/2021</b>		<b>98.13</b>	<b>1.43</b>	<b>(0.52)</b>	<b>0.00</b>	<b>0.91</b>	<b>0.00</b>	<b>0.00</b>	<b>0.00</b>
WCRU.COIN - WCRU										
	23/12/2020	Purchase	762,662.15	0.00	0.00	0.00	0.00	0.00	0.00	0.00
	<b>30/06/2021</b>		<b>762,662.15</b>	<b>0.00</b>	<b>0.00</b>	<b>0.00</b>	<b>0.00</b>	<b>0.00</b>	<b>0.00</b>	<b>0.00</b>
WEB.AX - Webjet Limited										
	01/07/2020	Purchase	200.00	744.00	0.00	0.00	744.00	0.00	0.00	0.00
	10/05/2021	Disposal	(100.00)	(372.00)	0.00	0.00	372.00	440.00	372.00	68.00
	30/06/2021	Revaluation	0.00	0.00	238.00	0.00	610.00	0.00	0.00	0.00
	30/06/2021	Revaluation	0.00	0.00	(119.00)	0.00	491.00	0.00	0.00	0.00
	<b>30/06/2021</b>		<b>100.00</b>	<b>372.00</b>	<b>119.00</b>	<b>0.00</b>	<b>491.00</b>	<b>440.00</b>	<b>372.00</b>	<b>68.00</b>
WRX.COIN - WazirX										
	05/04/2021	Purchase	18.10	100.00	0.00	0.00	100.00	0.00	0.00	0.00
	30/06/2021	Revaluation	0.00	0.00	(71.53)	0.00	28.47	0.00	0.00	0.00
	30/06/2021	Revaluation	0.00	0.00	0.47	0.00	28.94	0.00	0.00	0.00
	30/06/2021	Revaluation	0.00	0.00	0.02	0.00	28.96	0.00	0.00	0.00
	<b>30/06/2021</b>		<b>18.10</b>	<b>100.00</b>	<b>(71.04)</b>	<b>0.00</b>	<b>28.96</b>	<b>0.00</b>	<b>0.00</b>	<b>0.00</b>
XLM.COIN - Stellar										
	21/12/2020	Purchase	132.86	32.56	0.00	0.00	32.56	0.00	0.00	0.00
	11/05/2021	Purchase	104.05	100.00	0.00	0.00	132.56	0.00	0.00	0.00
	30/06/2021	Revaluation	0.00	0.00	(46.99)	0.00	85.57	0.00	0.00	0.00
	30/06/2021	Revaluation	0.00	0.00	2.84	0.00	88.41	0.00	0.00	0.00



# Tinderly Super Market Movement Report

As at 30 June 2021



Investment	Date	Description	Unrealised				Realised			Total
			Units	Accounting Cost Movement	Market Movement	Depreciation	Balance	Consideration	Accounting Cost Base	
	30/06/2021	Revaluation	0.00	0.00	0.25	0.00	88.66	0.00	0.00	0.00
	<b>30/06/2021</b>		<b>236.91</b>	<b>132.56</b>	<b>(43.90)</b>	<b>0.00</b>	<b>88.66</b>	<b>0.00</b>	<b>0.00</b>	<b>0.00</b>
XRP.COIN - XRP										
	04/08/2020	Purchase	1,306.47	600.00	0.00	0.00	600.00	0.00	0.00	0.00
	22/11/2020	Disposal	(1,306.47)	(600.00)	0.00	0.00	0.00	745.32	600.00	145.32
	17/12/2020	Purchase	145.95	98.33	0.00	0.00	98.33	0.00	0.00	0.00
	21/12/2020	Purchase	33.56	26.38	0.00	0.00	124.71	0.00	0.00	0.00
	22/12/2020	Purchase	151.13	100.00	0.00	0.00	224.71	0.00	0.00	0.00
	31/01/2021	Purchase	498.52	249.51	0.00	0.00	474.22	0.00	0.00	0.00
	31/01/2021	Purchase	604.91	326.98	0.00	0.00	801.20	0.00	0.00	0.00
	31/01/2021	Disposal	(499.00)	(315.71)	0.00	0.00	485.49	279.05	315.71	(36.66)
	01/02/2021	Disposal	(605.00)	(320.28)	0.00	0.00	165.21	420.60	320.28	100.32
	01/02/2021	Disposal	(330.08)	(165.20)	0.00	0.00	0.01	257.20	165.20	92.00
	01/02/2021	Purchase	30.17	26.82	0.00	0.00	26.83	0.00	0.00	0.00
	01/02/2021	Purchase	299.70	266.82	0.00	0.00	293.65	0.00	0.00	0.00
	01/02/2021	Return Of Capital	0.00	0.00	0.00	0.00	293.65			
	01/02/2021	Purchase	151.49	145.00	0.00	0.00	438.65	0.00	0.00	0.00
	25/04/2021	Purchase	70.51	98.99	0.00	0.00	537.64	0.00	0.00	0.00
	28/04/2021	Disposal	(276.68)	(292.67)	0.00	0.00	244.97	500.00	292.67	207.33
	06/05/2021	Disposal	(100.00)	(89.03)	0.00	0.00	155.94	217.97	89.03	128.94
	30/06/2021	Revaluation	0.00	0.00	(0.37)	0.00	155.57	0.00	0.00	0.00
	30/06/2021	Revaluation	0.00	0.00	5.74	0.00	161.31	0.00	0.00	0.00
	30/06/2021	Instalment	0.00	43.25	0.00	0.00	204.56	0.00	0.00	0.00
	30/06/2021	Revaluation	0.00	0.00	(43.25)	0.00	161.31	0.00	0.00	0.00
	30/06/2021	Revaluation	0.00	0.00	2.30	0.00	163.61	0.00	0.00	0.00
	<b>30/06/2021</b>		<b>175.19</b>	<b>199.19</b>	<b>(35.58)</b>	<b>0.00</b>	<b>163.61</b>	<b>2,420.14</b>	<b>1,782.89</b>	<b>637.25</b>
XTZ.COIN - Tezos										
	21/12/2020	Purchase	2.94	9.33	0.00	0.00	9.33	0.00	0.00	0.00
	02/03/2021	Disposal	(2.94)	(9.33)	0.00	0.00	0.00	13.89	9.33	4.56
	<b>30/06/2021</b>		<b>0.00</b>	<b>0.00</b>	<b>0.00</b>	<b>0.00</b>	<b>0.00</b>	<b>13.89</b>	<b>9.33</b>	<b>4.56</b>

# Tinderly Super Market Movement Report



As at 30 June 2021

Investment	Date	Description	Unrealised				Realised			Total
			Units	Accounting Cost Movement	Market Movement	Depreciation	Balance	Consideration	Accounting Cost Base	
XVG.COIN - Verge										
	12/01/2021	Purchase	30,000.00	542.56	0.00	0.00	542.56	0.00	0.00	0.00
	13/02/2021	Disposal	(15,000.00)	(271.28)	0.00	0.00	271.28	473.66	271.28	202.38
	15/02/2021	Disposal	(15,000.00)	(271.28)	0.00	0.00	0.00	453.45	271.28	182.17
	<b>30/06/2021</b>		<b>0.00</b>	<b>0.00</b>	<b>0.00</b>	<b>0.00</b>	<b>0.00</b>	<b>927.11</b>	<b>542.56</b>	<b>384.55</b>
YFI.COIN - yearn.finance										
	23/02/2021	Purchase	0.00	200.00	0.00	0.00	200.00	0.00	0.00	0.00
	28/04/2021	Disposal	(0.00)	(145.16)	0.00	0.00	54.84	202.03	145.16	56.87
	12/05/2021	Disposal	(0.00)	(54.84)	0.00	0.00	0.00	133.53	54.84	78.69
	30/06/2021	Revaluation	0.00	0.00	(0.01)	0.00	(0.01)	0.00	0.00	0.00
	30/06/2021	Revaluation	0.00	0.00	(0.04)	0.00	(0.05)	0.00	0.00	0.00
	30/06/2021	Revaluation	0.00	0.00	0.05	0.00	0.00	0.00	0.00	0.00
	<b>30/06/2021</b>		<b>0.00</b>	<b>0.00</b>	<b>0.00</b>	<b>0.00</b>	<b>0.00</b>	<b>335.56</b>	<b>200.00</b>	<b>135.56</b>
ZIL.COIN - Zilliqa										
	29/12/2020	Purchase	870.56	100.00	0.00	0.00	100.00	0.00	0.00	0.00
	29/12/2020	Purchase	858.75	100.00	0.00	0.00	200.00	0.00	0.00	0.00
	15/02/2021	Disposal	(1,729.32)	(200.00)	0.00	0.00	0.00	264.44	200.00	64.44
	23/02/2021	Purchase	1,553.64	216.01	0.00	0.00	216.01	0.00	0.00	0.00
	25/02/2021	Disposal	(1,553.64)	(216.01)	0.00	0.00	0.00	235.44	216.01	19.43
	<b>30/06/2021</b>		<b>0.00</b>	<b>0.00</b>	<b>0.00</b>	<b>0.00</b>	<b>0.00</b>	<b>499.88</b>	<b>416.01</b>	<b>83.87</b>
ZIP.AX - ZIP Co Limited..										
	08/09/2020	Purchase	170.00	1,147.00	0.00	0.00	1,147.00	0.00	0.00	0.00
	30/06/2021	Revaluation	0.00	0.00	(1,144.11)	0.00	2.89	0.00	0.00	0.00
	30/06/2021	Revaluation	0.00	0.00	1,284.01	0.00	1,286.90	0.00	0.00	0.00
	<b>30/06/2021</b>		<b>170.00</b>	<b>1,147.00</b>	<b>139.90</b>	<b>0.00</b>	<b>1,286.90</b>	<b>0.00</b>	<b>0.00</b>	<b>0.00</b>
ZRX.COIN - 0x										
	12/11/2020	Purchase	200.00	107.51	0.00	0.00	107.51	0.00	0.00	0.00
	04/02/2021	Disposal	(200.00)	(107.51)	0.00	0.00	0.00	199.93	107.51	92.42
	<b>30/06/2021</b>		<b>0.00</b>	<b>0.00</b>	<b>0.00</b>	<b>0.00</b>	<b>0.00</b>	<b>199.93</b>	<b>107.51</b>	<b>92.42</b>
<b>Total Market Movement</b>					<b>(11,240.89)</b>				<b>9,949.46</b>	<b>(1,291.43)</b>

# Tinderly Super CGT Register Report



As at 30 June 2021

Investment	Transaction Date	Contract Date	CGT Transaction Type	Units	Cost Base	Cost Base Adj Tax Def	Cost Base Adj Tax Free	Reduced Cost Base	Adjusted Cost Base	Net Other Capital Gain	Net Indexed Gain	Gross Discounted Gain	CGT Loss
<b>Cryptocurrency</b>													
ZRX.COIN - 0x													
	12/11/2020	12/11/2020	Purchase	200.00	107.51								
	04/02/2021	04/02/2021	Disposal	(200.00)		0.00		107.51	107.51	92.42			
1INCH.COIN - 1inch													
	07/02/2021	07/02/2021	Purchase	30.19	200.00								
	07/02/2021	07/02/2021	Purchase	31.00	200.00								
	27/02/2021	27/02/2021	Disposal	(31.00)		0.00		200.00	200.00				(16.74)
	27/02/2021	27/02/2021	Disposal	(30.19)		0.00		200.00	200.00				(21.52)
BCN - BCN													
	01/07/2020	01/07/2020	Disposal	(1.00)		0.00		0.00	0.00	0.00			
BNB.COIN - Binance Coin													
	01/07/2020	01/12/2019	CodeChange	4.72	109.00								
	02/08/2020	02/08/2020	Purchase	9.00	272.97								
	15/08/2020	15/08/2020	Disposal	(9.00)		0.00		272.97	272.97	15.03			

# Tinderly Super CGT Register Report



As at 30 June 2021

Investment	Transaction	Contract	CGT	Units	Cost Base	Cost Base Adj	Cost Base Adj	Reduced	Adjusted	Net Other	Net Indexed	Gross	CGT Loss
Date	Date	Date	Transaction			Tax Def	Tax Free	Cost	Cost	Capital	Gain	Discounted	
			Type					Base	Base	Gain		Gain	
<b>Cryptocurrency</b>													
	21/12/2020	21/12/2020	Purchase	0.42	20.06								
	04/01/2021	04/01/2021	Disposal	(0.42)		0.00		20.06	20.06	2.34			
	04/01/2021	04/01/2021	Disposal	(4.72)		0.00		109.00	109.00			143.00	
	12/03/2021	12/03/2021	Purchase	0.26	100.00								
	19/03/2021	19/03/2021	Purchase	10.15	3,449.90								
	19/03/2021	19/03/2021	Disposal	(6.34)		0.00		2,154.73	2,154.73	19.12			
	19/03/2021	19/03/2021	Disposal	(0.26)		0.00		100.00	100.00				(11.74)
	20/03/2021	20/03/2021	Purchase	0.37	129.45								
	20/03/2021	20/03/2021	Disposal	(0.37)		0.00		129.45	129.45				(0.42)
	20/03/2021	20/03/2021	Disposal	(0.84)		0.00		285.50	285.50	4.25			

# Tinderly Super CGT Register Report



As at 30 June 2021

Investment	Transaction	Contract	CGT	Units	Cost Base	Cost Base Adj	Cost Base Adj	Reduced	Adjusted	Net Other	Net Indexed	Gross	CGT Loss
Date	Date	Date	Transaction			Tax Def	Tax Free	Cost	Cost	Capital Gain	Gain	Discounted	
			Type					Base	Base			Gain	
<b>Cryptocurrency</b>													
	22/03/2021	22/03/2021	Disposal	(0.12)			0.00	39.74	39.74	0.14			
	22/03/2021	22/03/2021	Purchase	0.01	4.22								
	22/03/2021	22/03/2021	Disposal	(0.01)			0.00	4.22	4.22				(0.09)
	29/03/2021	29/03/2021	Disposal	(0.01)			0.00	3.52	3.52	0.12			
	01/04/2021	01/04/2021	Disposal	(0.72)			0.00	244.21	244.21	45.97			
	05/04/2021	05/04/2021	Disposal	(0.29)			0.00	99.29	99.29	35.73			
	22/04/2021	22/04/2021	Disposal	(0.01)			0.00	3.50	3.50	4.26			
	24/04/2021	24/04/2021	Disposal	(0.01)			0.00	2.98	2.98	3.00			
	26/04/2021	26/04/2021	Disposal	(0.01)			0.00	2.41	2.41	2.57			
	11/05/2021	11/05/2021	Disposal	(0.01)			0.00	2.91	2.91	4.03			

# Tinderly Super CGT Register Report



As at 30 June 2021

Investment	Transaction Date	Contract Date	CGT Transaction Type	Units	Cost Base	Cost Base Adj Tax Def	Cost Base Adj Tax Free	Reduced Cost Base	Adjusted Cost Base	Net Other Capital Gain	Net Indexed Gain	Gross Discounted Gain	CGT Loss
<b>Cryptocurrency</b>													
	12/05/2021	12/05/2021	Disposal	(0.13)		0.00		44.01	44.01	67.25			
	13/05/2021	13/05/2021	Disposal	(0.66)		0.00		225.96	225.96	330.03			
	14/05/2021	14/05/2021	Disposal	(0.62)		0.00		211.11	211.11	336.67			
	26/05/2021	26/05/2021	Disposal	(0.38)		0.00		130.06	130.06	33.37			
	30/06/2021	30/06/2021	Purchase	2.10	1,109.52								
BITC1 - Bitcoin													
	25/07/2020	25/07/2020	Purchase	0.11	1,425.83								
	25/07/2020	25/07/2020	Disposal	(0.05)		0.00		645.12	645.12	1.96			
	25/07/2020	25/07/2020	Disposal	(0.03)		0.00		405.99	405.99	0.30			
	25/07/2020	25/07/2020	Disposal	(0.03)		0.00		379.67	379.67	1.15			
	26/07/2020	26/07/2020	Disposal	(0.00)		0.00		18.57	18.57				(0.44)









Tinderly Super  
**CGT Register Report**



As at 30 June 2021

Investment	Transaction	Contract	CGT	Units	Cost Base	Cost Base Adj	Cost Base Adj	Reduced Cost	Adjusted Cost	Net Other	Net Indexed	Gross	CGT Loss
Date	Date	Date	Transaction			Tax Def	Tax Free	Base	Base	Capital Gain	Gain	Discounted	
			Type									Gain	
<b>Cryptocurrency</b>													
	29/12/2020	29/12/2020	Purchase	0.00	100.00								
	29/12/2020	29/12/2020	Purchase	0.01	200.00								
	30/12/2020	30/12/2020	Purchase	0.00	100.00								
	03/01/2021	03/01/2021	Disposal	(0.01)		0.00		397.47	397.47				(3.57)
	03/01/2021	03/01/2021	Purchase	0.01	239.05								
	03/01/2021	03/01/2021	Purchase	0.01	407.26								
	03/01/2021	03/01/2021	Purchase	0.01	418.40								
	03/01/2021	03/01/2021	Disposal	(0.01)		0.00		418.40	418.40	1.33			
	03/01/2021	03/01/2021	Disposal	(0.00)		0.00		9.79	9.79	0.05			
	03/01/2021	03/01/2021	Disposal	(0.00)		0.00		29.88	29.88				(0.10)

# Tinderly Super CGT Register Report



As at 30 June 2021

Investment	Transaction	Contract	CGT	Units	Cost Base	Cost Base Adj	Cost Base Adj	Reduced	Adjusted	Net Other	Net Indexed	Gross	CGT Loss
	Date	Date	Transaction			Tax Def	Tax Free	Cost	Cost	Capital Gain	Gain	Discounted	
			Type					Base	Base			Gain	
<b>Cryptocurrency</b>													
	12/01/2021	12/01/2021	Disposal	(0.00)		0.00		100.00	100.00	13.25			
	12/01/2021	12/01/2021	Disposal	(0.00)		0.00		50.00	50.00	5.75			
	12/01/2021	12/01/2021	Disposal	(0.00)		0.00		100.00	100.00	12.96			
	12/01/2021	12/01/2021	Disposal	(0.00)		0.00		209.17	209.17				(10.07)
	12/01/2021	12/01/2021	Disposal	(0.01)		0.00		200.00	200.00	23.30			
	12/01/2021	12/01/2021	Disposal	(0.00)		0.00		30.50	30.50	7.98			
	12/01/2021	12/01/2021	Disposal	(0.00)		0.00		100.00	100.00	14.18			
	12/01/2021	12/01/2021	Disposal	(0.00)		0.00		100.00	100.00	11.67			
	12/01/2021	12/01/2021	Disposal	(0.00)		0.00		100.00	100.00	13.49			
	12/01/2021	12/01/2021	Disposal	(0.01)		0.00		240.30	240.30	200.99			







# Tinderly Super CGT Register Report



As at 30 June 2021

Investment	Transaction	Contract	CGT	Units	Cost Base	Cost Base Adj	Cost Base Adj	Reduced Cost	Adjusted Cost	Net Other	Net Indexed	Gross	CGT Loss
Date	Date	Date	Transaction			Tax Def	Tax Free	Base	Base	Capital Gain	Gain	Discounted	
			Type									Gain	
<b>Cryptocurrency</b>													
	23/02/2021	23/02/2021	Purchase	0.00	200.00								
	23/02/2021	23/02/2021	Purchase	0.00	200.00								
	23/02/2021	23/02/2021	Purchase	0.00	200.00								
	26/02/2021	26/02/2021	Disposal	(0.00)		0.00		200.00	200.00				(23.93)
	26/02/2021	26/02/2021	Disposal	(0.00)		0.00		200.00	200.00				(26.20)
	26/02/2021	26/02/2021	Disposal	(0.00)		0.00		300.00	300.00				(23.48)
	26/02/2021	26/02/2021	Disposal	(0.00)		0.00		200.00	200.00				(26.32)
	26/02/2021	26/02/2021	Disposal	(0.00)		0.00		57.06	57.06	18.21			
	26/02/2021	26/02/2021	Disposal	(0.00)		0.00		170.30	170.30	55.04			
	26/02/2021	26/02/2021	Disposal	(0.00)		0.00		132.69	132.69	42.16			

# Tinderly Super CGT Register Report



As at 30 June 2021

Investment	Transaction	Contract	CGT	Units	Cost Base	Cost Base Adj	Cost Base Adj	Reduced Cost	Adjusted Cost	Net Other	Net Indexed	Gross	CGT Loss
Date	Date	Date	Transaction			Tax Def	Tax Free	Base	Base	Capital Gain	Gain	Discounted	
			Type									Gain	
<b>Cryptocurrency</b>													
	26/02/2021	26/02/2021	Disposal	(0.00)		0.00		200.00	200.00				(21.37)
	02/03/2021	02/03/2021	Disposal	(0.00)		0.00		100.00	100.00	43.88			
	02/03/2021	02/03/2021	Disposal	(0.00)		0.00		108.75	108.75	202.59			
	02/03/2021	02/03/2021	Disposal	(0.00)		0.00		29.67	29.67	12.90			
	02/03/2021	02/03/2021	Disposal	(0.01)		0.00		349.83	349.83	152.38			
	19/03/2021	19/03/2021	Disposal	(0.02)		0.00		330.48	330.48	762.23			
	29/03/2021	29/03/2021	Purchase	0.00	200.00								
	29/03/2021	29/03/2021	Purchase	0.00	111.30								
	01/04/2021	01/04/2021	Disposal	(0.00)		0.00		200.00	200.00	4.30			
	01/04/2021	01/04/2021	Disposal	(0.00)		0.00		38.36	38.36	0.90			











# Tinderly Super CGT Register Report



As at 30 June 2021

Investment	Transaction	Contract	CGT	Units	Cost Base	Cost Base Adj	Cost Base Adj	Reduced	Adjusted	Net Other	Net Indexed	Gross	CGT Loss
Date	Date	Date	Transaction			Tax Def	Tax Free	Cost	Cost	Capital Gain	Gain	Discounted	
			Type					Base	Base			Gain	
<b>Cryptocurrency</b>													
	21/12/2020	21/12/2020	Purchase	7,455.92	44.22								
	21/12/2020	21/12/2020	Purchase	1,964.32	11.65								
	03/01/2021	03/01/2021	Disposal	(1.00)		0.00		0.00	0.00			0.01	
	03/01/2021	03/01/2021	Disposal	(3,440.51)		0.00		20.41	20.41	20.84			
	03/01/2021	03/01/2021	Disposal	(559.49)		0.00		3.32	3.32	3.39			
	03/01/2021	03/01/2021	Disposal	(2,000.00)		0.00		11.86	11.86	12.70			
	03/01/2021	03/01/2021	Disposal	(2,000.00)		0.00		11.86	11.86	13.18			
	03/01/2021	03/01/2021	Disposal	(0.00)		0.00		0.00	0.00			0.00	
	03/01/2021	03/01/2021	Disposal	(2,000.00)		0.00		11.86	11.86	13.71			
	03/01/2021	03/01/2021	Disposal	(861.76)		0.00		5.11	5.11	5.94			

# Tinderly Super CGT Register Report



As at 30 June 2021

Investment	Transaction Date	Contract Date	CGT Transaction Type	Units	Cost Base	Cost Base Adj Tax Def	Cost Base Adj Tax Free	Reduced Cost Base	Adjusted Cost Base	Net Other Capital Gain	Net Indexed Gain	Gross Discounted Gain	CGT Loss
<b>Cryptocurrency</b>													
	03/01/2021	03/01/2021	Disposal	(34.68)		0.00		0.21	0.21	0.24			
	03/01/2021	03/01/2021	Disposal	(1,964.32)		0.00		11.65	11.65	13.62			
	03/01/2021	03/01/2021	Disposal	(4,000.00)		0.00		23.72	23.72	24.09			
	04/02/2021	04/02/2021	Purchase	235.17	19.00								
	23/04/2021	23/04/2021	Purchase	327.00	100.00								
	13/05/2021	13/05/2021	Purchase	678.21	400.00								
	30/06/2021	13/05/2021	Instalment		0.59								
	30/06/2021	30/06/2021	Disposal	(1.00)		0.00		0.59	0.59				(0.59)
DUSK.COIN - DUSK Network													
	19/03/2021	19/03/2021	Purchase	640.93	341.38								
	19/03/2021	19/03/2021	Disposal	(150.00)		0.00		79.89	79.89				(0.57)













# Tinderly Super CGT Register Report



As at 30 June 2021

Investment	Transaction	Contract	CGT	Units	Cost Base	Cost Base Adj	Cost Base Adj	Reduced Cost	Adjusted Cost	Net Other	Net Indexed	Gross	CGT Loss
Date	Date	Date	Transaction			Tax Def	Tax Free	Base	Base	Capital Gain	Gain	Discounted	
			Type									Gain	
<b>Cryptocurrency</b>													
	11/03/2021	11/03/2021	Purchase	0.06	150.00								
	14/03/2021	14/03/2021	Disposal	(0.06)		0.00		147.94	147.94	3.87			
	15/03/2021	15/03/2021	Purchase	0.31	764.56								
	15/03/2021	15/03/2021	Purchase	5.62	13,587.02								
	15/03/2021	15/03/2021	Disposal	(0.05)		0.00		122.35	122.35				(65.80)
	15/03/2021	15/03/2021	Disposal	(0.31)		0.00		764.56	764.56				(15.97)
	15/03/2021	15/03/2021	Disposal	(0.00)		0.00		2.06	2.06				(0.01)
	15/03/2021	15/03/2021	Disposal	(0.01)		0.00		13.89	13.89	2.72			
	17/03/2021	17/03/2021	Purchase	1.54	3,528.71								
	17/03/2021	17/03/2021	Disposal	(1.00)		0.00		2,286.20	2,286.20				(2.45)

# Tinderly Super CGT Register Report



As at 30 June 2021

Investment	Transaction	Contract	CGT	Units	Cost Base	Cost Base Adj	Cost Base Adj	Reduced Cost	Adjusted Cost	Net Other	Net Indexed	Gross	CGT Loss
Date	Date	Date	Transaction			Tax Def	Tax Free	Base	Base	Capital Gain	Gain	Discounted	
			Type									Gain	
<b>Cryptocurrency</b>													
	17/03/2021	17/03/2021	Disposal	(0.00)		0.00		7.93	7.93				(0.43)
	18/03/2021	18/03/2021	Disposal	(0.00)		0.00		7.36	7.36				(0.19)
	20/03/2021	20/03/2021	Disposal	(0.45)		0.00		1,028.79	1,028.79	53.40			
	20/03/2021	20/03/2021	Disposal	(3.00)		0.00		7,261.63	7,261.63				(125.09)
	24/03/2021	24/03/2021	Disposal	(1.01)		0.00		2,437.88	2,437.88				(202.66)
	29/03/2021	29/03/2021	Disposal	(0.06)		0.00		137.17	137.17				(1.72)
	18/04/2021	18/04/2021	Disposal	(0.00)		0.00		7.00	7.00	1.86			
	14/05/2021	14/05/2021	Disposal	(0.04)		0.00		90.65	90.65	96.24			
	30/06/2021	17/03/2021	Instalment				25.26						
	30/06/2021	30/06/2021	Disposal	(0.17)		0.00		413.02	413.02				(219.44)











# Tinderly Super CGT Register Report



As at 30 June 2021

Investment	Transaction	Contract	CGT	Units	Cost Base	Cost Base Adj	Cost Base Adj	Reduced Cost	Adjusted Cost	Net Other	Net Indexed	Gross	CGT Loss
Date	Date	Date	Transaction			Tax Def	Tax Free	Base	Base	Capital Gain	Gain	Discounted	
			Type									Gain	
<b>Cryptocurrency</b>													
	20/03/2021	20/03/2021	Disposal	(15.10)		0.00		413.87	413.87				(413.87)
	22/03/2021	22/03/2021	Purchase	0.91	26.49								
	22/03/2021	22/03/2021	Disposal	(0.91)		0.00		26.49	26.49				(26.49)
	01/04/2021	01/04/2021	Purchase	3.69	284.09								
	05/04/2021	05/04/2021	Disposal	(2.79)		0.00		215.18	215.18				(215.18)
	05/04/2021	05/04/2021	Purchase	2.97	64.75								
	22/04/2021	22/04/2021	Disposal	(2.97)		0.00		64.75	64.75				(64.75)
	22/04/2021	22/04/2021	Disposal	(0.89)		0.00		68.91	68.91				(68.91)
	24/04/2021	24/04/2021	Purchase	22.67	0.00								
	26/04/2021	26/04/2021	Disposal	(22.67)		0.00		0.00	0.00	1,013.31			

# Tinderly Super CGT Register Report



As at 30 June 2021

Investment	Transaction Date	Contract Date	CGT Transaction Type	Units	Cost Base	Cost Base Adj Tax Def	Cost Base Adj Tax Free	Reduced Cost Base	Adjusted Cost Base	Net Other Capital Gain	Net Indexed Gain	Gross Discounted Gain	CGT Loss
<b>Cryptocurrency</b>													
	12/05/2021	12/05/2021	Purchase	0.24	99.39								
	12/05/2021	12/05/2021	Disposal	(0.24)		0.00		99.39	99.39				(99.39)
CAKE.COIN - PancakeSwap													
	11/03/2021	11/03/2021	Purchase	11.10	200.00								
	12/03/2021	12/03/2021	Purchase	5.87	98.00								
	19/03/2021	19/03/2021	Purchase	26.20	277.83								
	19/03/2021	19/03/2021	Disposal	(0.49)		0.00		8.15	8.15				(1.76)
	19/03/2021	19/03/2021	Disposal	(0.51)		0.00		9.22	9.22				(2.52)
	20/03/2021	20/03/2021	Disposal	(4.62)		0.00		48.95	48.95	10.62			
	20/03/2021	20/03/2021	Disposal	(5.38)		0.00		89.85	89.85				(20.38)
	22/03/2021	22/03/2021	Disposal	(0.45)		0.00		4.74	4.74	1.06			



Tinderly Super  
**CGT Register Report**



As at 30 June 2021

Investment	Transaction	Contract	CGT	Units	Cost Base	Cost Base Adj	Cost Base Adj	Reduced Cost	Adjusted Cost	Net Other	Net Indexed	Gross	CGT Loss
	Date	Date	Transaction			Tax Def	Tax Free	Base	Base	Capital Gain	Gain	Discounted	
			Type									Gain	
<b>Cryptocurrency</b>													
	22/04/2021	22/04/2021	Disposal	(3.45)		0.00		127.53	127.53				(1.07)
	24/04/2021	24/04/2021	Purchase	0.69	24.50								
	26/04/2021	26/04/2021	Purchase	4.52	198.74								
	26/04/2021	26/04/2021	Disposal	(4.52)		0.00		198.74	198.74	0.00			
	26/04/2021	26/04/2021	Disposal	(0.61)		0.00		21.53	21.53	5.13			
	26/04/2021	26/04/2021	Disposal	(0.04)		0.00		1.35	1.35	0.25			
	11/05/2021	11/05/2021	Purchase	6.86	311.23								
	11/05/2021	11/05/2021	Disposal	(0.75)		0.00		33.84	33.84				(0.13)
	12/05/2021	12/05/2021	Purchase	16.23	751.71								
	12/05/2021	12/05/2021	Disposal	(16.23)		0.00		751.71	751.71	0.01			

# Tinderly Super CGT Register Report



As at 30 June 2021

Investment	Transaction Date	Contract Date	CGT Transaction Type	Units	Cost Base	Cost Base Adj Tax Def	Cost Base Adj Tax Free	Reduced Cost Base	Adjusted Cost Base	Net Other Capital Gain	Net Indexed Gain	Gross Discounted Gain	CGT Loss
<b>Cryptocurrency</b>													
	12/05/2021	12/05/2021	Disposal	(6.12)		0.00		277.39	277.39	5.88			
	12/05/2021	12/05/2021	Disposal	(0.08)		0.00		2.97	2.97	0.91			
	12/05/2021	12/05/2021	Disposal	(6.38)		0.00		67.69	67.69	227.98			
	02/06/2021	02/06/2021	Disposal	(10.59)		0.00		190.78	190.78	59.22			
	30/06/2021	30/06/2021	Purchase	6.38	296.73								
PIVX.COIN - PIVX													
	10/02/2021	10/02/2021	Purchase	392.05	300.00								
	20/02/2021	20/02/2021	Disposal	(392.05)		0.00		300.00	300.00	171.34			
DOT.COIN - Polkadot													
	19/01/2021	19/01/2021	Purchase	13.02	300.00								
	13/02/2021	13/02/2021	Disposal	(4.39)		0.00		101.22	101.22	48.78			
	20/02/2021	20/02/2021	Disposal	(8.63)		0.00		198.78	198.78	169.72			



# Tinderly Super CGT Register Report



As at 30 June 2021

Investment	Transaction Date	Contract Date	CGT Transaction Type	Units	Cost Base	Cost Base Adj Tax Def	Cost Base Adj Tax Free	Reduced Cost Base	Adjusted Cost Base	Net Other Capital Gain	Net Indexed Gain	Gross Discounted Gain	CGT Loss
<b>Cryptocurrency</b>													
RDD.COIN - Reddcoin													
	05/04/2021	05/04/2021	Purchase	20,022.02	200.00								
RFOX.COIN - RedFOX Labs													
	04/12/2020	04/12/2020	Purchase	3,121.88	100.00								
	29/12/2020	29/12/2020	Disposal	(3,121.28)		0.00		99.98	99.98	29.55			
	29/12/2020	29/12/2020	Disposal	(0.60)		0.00		0.02	0.02	0.00			
SYA.COIN - Save Your Assets													
	30/06/2021	30/06/2021	Purchase	165,338,611.	18.43								
SHR.COIN - ShareToken													
	14/03/2021	14/03/2021	Purchase	940.73	50.00								
	28/04/2021	28/04/2021	Disposal	(612.53)		0.00		32.56	32.56	17.44			
SHIB.COIN - Shiba Inu													
	11/05/2021	11/05/2021	Purchase	1,000,000.00	39.00								
SNX - SNX													
	24/07/2020	24/07/2020	Disposal	(167.27)		0.00		193.56	193.56	605.05			
	04/08/2020	04/08/2020	Disposal	(100.00)		0.00		115.71	115.71	491.17			



# Tinderly Super CGT Register Report



As at 30 June 2021

Investment	Transaction	Contract	CGT	Units	Cost Base	Cost Base Adj	Cost Base Adj	Reduced Cost	Adjusted Cost	Net Other	Net Indexed	Gross	CGT Loss
Date	Date	Date	Transaction			Tax Def	Tax Free	Base	Base	Capital Gain	Gain	Discounted	
			Type									Gain	
<b>Cryptocurrency</b>													
	15/08/2020	15/08/2020	Disposal	(70.00)		0.00		81.00	81.00	444.83			
	15/08/2020	15/08/2020	Purchase	30.00	236.20								
	15/08/2020	15/08/2020	Disposal	(30.00)		0.00		236.20	236.20				(10.85)
	16/08/2020	16/08/2020	Purchase	0.96	9.60								
	16/08/2020	16/08/2020	Purchase	251.55	2,477.59								
	01/09/2020	01/09/2020	Disposal	(0.96)		0.00		9.60	9.60	0.50			
	01/09/2020	01/09/2020	Disposal	(199.04)		0.00		1,960.37	1,960.37	133.65			
	02/09/2020	02/09/2020	Purchase	78.00	755.65								
	25/12/2020	25/12/2020	Disposal	(78.00)		0.00		755.65	755.65				(20.87)
	25/12/2020	25/12/2020	Disposal	(52.51)		0.00		517.22	517.22				(22.52)









# Tinderly Super CGT Register Report



As at 30 June 2021

Investment	Transaction Date	Contract Date	CGT Transaction Type	Units	Cost Base	Cost Base Adj Tax Def	Cost Base Adj Tax Free	Reduced Cost Base	Adjusted Cost Base	Net Other Capital Gain	Net Indexed Gain	Gross Discounted Gain	CGT Loss
<b>Cryptocurrency</b>													
TEL.COIN - Telcoin													
	12/05/2021	12/05/2021	Purchase	287.01	20.00								
USDT.COIN - Tether													
	06/08/2020	06/08/2020	Purchase	312.01	435.54								
	06/08/2020	06/08/2020	Disposal	(0.31)		0.00		0.44	0.44	0.00			
	19/03/2021	19/03/2021	Disposal	(311.70)		0.00		435.10	435.10				(30.85)
	19/03/2021	19/03/2021	Purchase	1,650.00	2,172.45								
	19/03/2021	19/03/2021	Disposal	(1,338.30)		0.00		1,762.06	1,762.06				(26.35)
	21/05/2021	21/05/2021	Purchase	261.17	346.85								
	30/06/2021	30/06/2021	Purchase	1,650.00	2,135.42								
XTZ.COIN - Tezos													
	21/12/2020	21/12/2020	Purchase	2.94	9.33								
	02/03/2021	02/03/2021	Disposal	(2.94)		0.00		9.33	9.33	4.56			











# Tinderly Super CGT Register Report



As at 30 June 2021

Investment	Transaction	Contract	CGT	Units	Cost Base	Cost Base Adj	Cost Base Adj	Reduced	Adjusted	Net Other	Net Indexed	Gross	CGT Loss
Date	Date	Date	Transaction			Tax Def	Tax Free	Cost	Cost	Capital Gain	Gain	Discounted	
			Type					Base	Base			Gain	
<b>Cryptocurrency</b>													
	21/12/2020	21/12/2020	Purchase	33.56	26.38								
	22/12/2020	22/12/2020	Purchase	151.13	100.00								
	31/01/2021	31/01/2021	Disposal	(145.95)		0.00		98.33	98.33				(16.71)
	31/01/2021	31/01/2021	Purchase	498.52	249.51								
	31/01/2021	31/01/2021	Purchase	604.91	326.98								
	31/01/2021	31/01/2021	Disposal	(168.35)		0.00		91.00	91.00	3.14			
	31/01/2021	31/01/2021	Disposal	(151.13)		0.00		100.00	100.00				(15.48)
	31/01/2021	31/01/2021	Disposal	(33.56)		0.00		26.38	26.38				(7.61)
	01/02/2021	01/02/2021	Disposal	(436.56)		0.00		235.98	235.98	67.52			
	01/02/2021	01/02/2021	Disposal	(330.08)		0.00		165.20	165.20	92.00			

# Tinderly Super CGT Register Report



As at 30 June 2021

Investment	Transaction	Contract	CGT	Units	Cost Base	Cost Base Adj	Cost Base Adj	Reduced Cost	Adjusted Cost	Net Other	Net Indexed	Gross	CGT Loss
	Date	Date	Transaction			Tax Def	Tax Free	Base	Base	Capital Gain	Gain	Discounted	
			Type									Gain	
<b>Cryptocurrency</b>													
	01/02/2021	01/02/2021	Purchase	30.17	26.82								
	01/02/2021	01/02/2021	Purchase	299.70	266.82								
	01/02/2021	01/02/2021	ReturnOfCapit		0.00								
	01/02/2021	01/02/2021	ReturnOfCapit		0.00								
	01/02/2021	01/02/2021	Purchase	151.49	145.00								
	01/02/2021	01/02/2021	Disposal	(168.44)		0.00		84.31	84.31	32.80			
	25/04/2021	25/04/2021	Purchase	70.51	98.99								
	28/04/2021	28/04/2021	Disposal	(70.51)		0.00		98.99	98.99	28.44			
	28/04/2021	28/04/2021	Disposal	(54.68)		0.00		48.68	48.68	50.13			
	28/04/2021	28/04/2021	Disposal	(151.49)		0.00		145.00	145.00	128.76			





# Tinderly Super Investment Income Report



As at 30 June 2021

Investment	Total Income	Franked	Unfranked	Interest/ Other	Franking Credits	Foreign Income	Foreign Credits * 1	Assessable Income (Excl. Capital Gains) * 2	TFN Credits	Other Deductions	Distributed Capital Gains	Non-Assessable Payments
<b>Bank Accounts</b>												
Macquarie Cash Management Acc 2928	0.04			0.04	0.00	0.00	0.00	0.04			0.00	0.00
	<b>0.04</b>			<b>0.04</b>	<b>0.00</b>	<b>0.00</b>	<b>0.00</b>	<b>0.04</b>			<b>0.00</b>	<b>0.00</b>
	<b>0.04</b>			<b>0.04</b>	<b>0.00</b>	<b>0.00</b>	<b>0.00</b>	<b>0.04</b>			<b>0.00</b>	<b>0.00</b>
Assessable Income (Excl. Capital Gains)	<b>0.04</b>											
Net Capital Gain	<b>0.00</b>											
<b>Total Assessable Income</b>	<b>0.04</b>											

\* 1 Includes foreign credits from foreign capital gains.

\* 2 Assessable Income in the SMSF Annual Return will be different as capital gains and losses from disposals of assets have not been included.

For a breakdown of Distributed Capital Gains and Non-Assessable Payments refer to Distributions Reconciliation Report.

# Tinderly Super Realised Capital Gains Report



For The Period 01 July 2020 - 30 June 2021

Investment		Accounting Treatment				Tax Treatment						
Purchase Contract Date	Disposal Contract Date	Units	Cost	Proceeds	Accounting Profit/(Loss)	Adjusted Cost Base	Reduced Cost Base	Indexed Cost Base	Indexed Gains	Discounted Gains (Gross)	Other Gains	Capital Loss
<b>Cryptocurrency</b>												
1INCH.COIN - 1inch												
07/02/2021	27/02/2021	30.19	200.00	178.48	(21.52)	200.00	200.00	0.00	0.00	0.00	0.00	(21.52)
07/02/2021	27/02/2021	31.00	200.00	183.26	(16.74)	200.00	200.00	0.00	0.00	0.00	0.00	(16.74)
		<b>61.20</b>	<b>400.00</b>	<b>361.74</b>	<b>(38.26)</b>	<b>400.00</b>	<b>400.00</b>	<b>0.00</b>	<b>0.00</b>	<b>0.00</b>	<b>0.00</b>	<b>(38.26)</b>
ADA.COIN - Cardano												
04/02/2021	15/02/2021	341.88	200.01	347.78	147.77	200.01	200.01	0.00	0.00	0.00	147.77	0.00
19/01/2021	15/02/2021	598.11	300.00	608.42	308.42	300.00	300.00	0.00	0.00	0.00	308.42	0.00
27/02/2021	07/05/2021	168.81	262.21	350.00	87.79	262.21	262.21	0.00	0.00	0.00	87.79	0.00
		<b>1,108.80</b>	<b>762.22</b>	<b>1,306.20</b>	<b>543.98</b>	<b>762.22</b>	<b>762.22</b>	<b>0.00</b>	<b>0.00</b>	<b>0.00</b>	<b>543.98</b>	<b>0.00</b>
BCH.COIN - Bitcoin Cash												
06/02/2021	15/02/2021	0.38	227.51	318.52	91.01	227.51	227.51	0.00	0.00	0.00	91.01	0.00
21/12/2020	15/02/2021	0.02	11.73	19.98	8.25	11.73	11.73	0.00	0.00	0.00	8.25	0.00
		<b>0.40</b>	<b>239.24</b>	<b>338.50</b>	<b>99.26</b>	<b>239.24</b>	<b>239.24</b>	<b>0.00</b>	<b>0.00</b>	<b>0.00</b>	<b>99.26</b>	<b>0.00</b>
BCN - BCN												
10/12/2019	01/07/2020	1.00	0.00	0.00	0.00	0.00	0.00	0.00	0.00	0.00	0.00	0.00
		<b>1.00</b>	<b>0.00</b>	<b>0.00</b>	<b>0.00</b>	<b>0.00</b>	<b>0.00</b>	<b>0.00</b>	<b>0.00</b>	<b>0.00</b>	<b>0.00</b>	<b>0.00</b>
BITC1 - Bitcoin												
25/07/2020	25/07/2020	0.05	645.12	647.07	1.96	645.12	645.12	0.00	0.00	0.00	1.96	0.00
11/05/2020	25/07/2020	0.03	405.99	406.29	0.30	405.99	405.99	0.00	0.00	0.00	0.30	0.00
10/05/2020	25/07/2020	0.03	379.67	380.82	1.15	379.67	379.67	0.00	0.00	0.00	1.15	0.00
26/07/2020	26/07/2020	0.00	18.57	18.13	(0.44)	18.57	18.57	0.00	0.00	0.00	0.00	(0.44)



Tinderly Super

# Realised Capital Gains Report

For The Period 01 July 2020 - 30 June 2021



Investment		Accounting Treatment				Tax Treatment						
Purchase Contract Date	Disposal Contract Date	Units	Cost	Proceeds	Accounting Profit/(Loss)	Adjusted Cost Base	Reduced Cost Base	Indexed Cost Base	Indexed Gains	Discounted Gains (Gross)	Other Gains	Capital Loss
<b>Cryptocurrency</b>												
26/07/2020	30/07/2020	0.03	436.61	471.96	35.35	436.61	436.61	0.00	0.00	0.00	35.35	0.00
02/08/2020	06/08/2020	0.02	390.87	384.43	(6.44)	390.87	390.87	0.00	0.00	0.00	0.00	(6.44)
02/08/2020	06/08/2020	0.03	433.76	435.10	1.34	433.76	433.76	0.00	0.00	0.00	1.34	0.00
02/08/2020	16/08/2020	0.14	2,269.22	2,301.81	32.60	2,269.22	2,269.22	0.00	0.00	0.00	32.60	0.00
26/07/2020	16/08/2020	0.01	151.99	175.78	23.78	151.99	151.99	0.00	0.00	0.00	23.78	0.00
06/09/2020	24/10/2020	0.00	56.95	73.74	16.79	56.95	56.95	0.00	0.00	0.00	16.79	0.00
30/08/2020	24/10/2020	0.00	53.70	61.95	8.25	53.70	53.70	0.00	0.00	0.00	8.25	0.00
23/08/2020	24/10/2020	0.00	53.15	59.64	6.49	53.15	53.15	0.00	0.00	0.00	6.49	0.00
26/07/2020	24/10/2020	0.01	190.83	242.85	52.03	190.83	190.83	0.00	0.00	0.00	52.03	0.00
25/07/2020	24/10/2020	0.03	346.49	470.64	124.15	346.49	346.49	0.00	0.00	0.00	124.15	0.00
03/01/2021	03/01/2021	0.01	418.40	419.73	1.33	418.40	418.40	0.00	0.00	0.00	1.33	0.00
03/01/2021	03/01/2021	0.00	9.79	9.84	0.05	9.79	9.79	0.00	0.00	0.00	0.05	0.00
03/01/2021	03/01/2021	0.00	29.88	29.78	(0.10)	29.88	29.88	0.00	0.00	0.00	0.00	(0.10)
03/01/2021	03/01/2021	0.01	397.47	393.90	(3.57)	397.47	397.47	0.00	0.00	0.00	0.00	(3.57)
03/01/2021	12/01/2021	0.00	209.17	199.10	(10.07)	209.17	209.17	0.00	0.00	0.00	0.00	(10.07)
30/12/2020	12/01/2021	0.00	100.00	114.18	14.18	100.00	100.00	0.00	0.00	0.00	14.18	0.00
29/12/2020	12/01/2021	0.00	100.00	111.95	11.95	100.00	100.00	0.00	0.00	0.00	11.95	0.00
29/12/2020	12/01/2021	0.00	100.00	111.95	11.95	100.00	100.00	0.00	0.00	0.00	11.95	0.00
29/12/2020	12/01/2021	0.01	200.00	223.34	23.34	200.00	200.00	0.00	0.00	0.00	23.34	0.00
29/12/2020	12/01/2021	0.01	200.00	223.54	23.54	200.00	200.00	0.00	0.00	0.00	23.54	0.00
29/12/2020	12/01/2021	0.01	200.00	223.90	23.90	200.00	200.00	0.00	0.00	0.00	23.90	0.00
29/12/2020	12/01/2021	0.00	50.00	55.75	5.75	50.00	50.00	0.00	0.00	0.00	5.75	0.00
29/12/2020	12/01/2021	0.01	200.00	223.30	23.30	200.00	200.00	0.00	0.00	0.00	23.30	0.00

# Tinderly Super Realised Capital Gains Report



For The Period 01 July 2020 - 30 June 2021

Investment		Accounting Treatment				Tax Treatment						
Purchase Contract Date	Disposal Contract Date	Units	Cost	Proceeds	Accounting Profit/(Loss)	Adjusted Cost Base	Reduced Cost Base	Indexed Cost Base	Indexed Gains	Discounted Gains (Gross)	Other Gains	Capital Loss
<b>Cryptocurrency</b>												
29/12/2020	12/01/2021	0.00	100.00	111.67	11.67	100.00	100.00	0.00	0.00	0.00	11.67	0.00
29/12/2020	12/01/2021	0.00	100.00	113.49	13.49	100.00	100.00	0.00	0.00	0.00	13.49	0.00
29/12/2020	12/01/2021	0.00	100.00	114.18	14.18	100.00	100.00	0.00	0.00	0.00	14.18	0.00
29/12/2020	12/01/2021	0.00	100.00	113.25	13.25	100.00	100.00	0.00	0.00	0.00	13.25	0.00
29/12/2020	12/01/2021	0.00	100.00	113.33	13.33	100.00	100.00	0.00	0.00	0.00	13.33	0.00
29/12/2020	12/01/2021	0.00	100.00	112.96	12.96	100.00	100.00	0.00	0.00	0.00	12.96	0.00
29/12/2020	12/01/2021	0.00	100.00	113.25	13.25	100.00	100.00	0.00	0.00	0.00	13.25	0.00
29/12/2020	12/01/2021	0.00	100.00	112.96	12.96	100.00	100.00	0.00	0.00	0.00	12.96	0.00
21/12/2020	12/01/2021	0.00	30.50	38.48	7.98	30.50	30.50	0.00	0.00	0.00	7.98	0.00
12/11/2020	12/01/2021	0.01	240.30	441.29	200.99	240.30	240.30	0.00	0.00	0.00	200.99	0.00
21/01/2021	30/01/2021	0.00	229.11	246.75	17.64	229.11	229.11	0.00	0.00	0.00	17.64	0.00
06/02/2021	06/02/2021	0.01	500.00	494.79	(5.21)	500.00	500.00	0.00	0.00	0.00	0.00	(5.21)
21/01/2021	06/02/2021	0.00	67.31	76.33	9.01	67.31	67.31	0.00	0.00	0.00	9.01	0.00
21/01/2021	06/02/2021	0.00	70.89	77.43	6.54	70.89	70.89	0.00	0.00	0.00	6.54	0.00
21/01/2021	06/02/2021	0.00	200.00	218.82	18.82	200.00	200.00	0.00	0.00	0.00	18.82	0.00
18/01/2021	06/02/2021	0.00	17.78	19.82	2.04	17.78	17.78	0.00	0.00	0.00	2.04	0.00
17/01/2021	06/02/2021	0.01	461.80	514.81	53.01	461.80	461.80	0.00	0.00	0.00	53.01	0.00
17/01/2021	06/02/2021	0.01	538.20	600.00	61.80	538.20	538.20	0.00	0.00	0.00	61.80	0.00
23/02/2021	26/02/2021	0.00	200.00	178.63	(21.37)	200.00	200.00	0.00	0.00	0.00	0.00	(21.37)
23/02/2021	26/02/2021	0.00	200.00	176.07	(23.93)	200.00	200.00	0.00	0.00	0.00	0.00	(23.93)
23/02/2021	26/02/2021	0.00	200.00	173.80	(26.20)	200.00	200.00	0.00	0.00	0.00	0.00	(26.20)
23/02/2021	26/02/2021	0.00	300.00	276.52	(23.48)	300.00	300.00	0.00	0.00	0.00	0.00	(23.48)
23/02/2021	26/02/2021	0.00	200.00	173.68	(26.32)	200.00	200.00	0.00	0.00	0.00	0.00	(26.32)

# Tinderly Super Realised Capital Gains Report



For The Period 01 July 2020 - 30 June 2021

Investment		Accounting Treatment				Tax Treatment						
Purchase Contract Date	Disposal Contract Date	Units	Cost	Proceeds	Accounting Profit/(Loss)	Adjusted Cost Base	Reduced Cost Base	Indexed Cost Base	Indexed Gains	Discounted Gains (Gross)	Other Gains	Capital Loss
<b>Cryptocurrency</b>												
01/02/2021	26/02/2021	0.00	57.06	75.27	18.21	57.06	57.06	0.00	0.00	0.00	18.21	0.00
01/02/2021	26/02/2021	0.00	170.30	225.34	55.04	170.30	170.30	0.00	0.00	0.00	55.04	0.00
21/01/2021	26/02/2021	0.00	132.69	174.85	42.16	132.69	132.69	0.00	0.00	0.00	42.16	0.00
01/02/2021	02/03/2021	0.00	29.67	42.58	12.90	29.67	29.67	0.00	0.00	0.00	12.90	0.00
01/02/2021	02/03/2021	0.01	349.83	502.21	152.38	349.83	349.83	0.00	0.00	0.00	152.38	0.00
01/02/2021	02/03/2021	0.00	100.00	143.88	43.88	100.00	100.00	0.00	0.00	0.00	43.88	0.00
12/11/2020	02/03/2021	0.00	108.75	311.34	202.59	108.75	108.75	0.00	0.00	0.00	202.59	0.00
12/11/2020	19/03/2021	0.02	330.48	1,092.71	762.23	330.48	330.48	0.00	0.00	0.00	762.23	0.00
29/03/2021	01/04/2021	0.00	200.00	204.30	4.30	200.00	200.00	0.00	0.00	0.00	4.30	0.00
29/03/2021	01/04/2021	0.00	38.36	39.26	0.90	38.36	38.36	0.00	0.00	0.00	0.90	0.00
29/03/2021	30/06/2021	0.00	72.94	0.00	(72.94)	72.94	72.94	0.00	0.00	0.00	0.00	(72.94)
12/11/2020	30/06/2021	0.00	49.70	0.00	(49.70)	49.70	49.70	0.00	0.00	0.00	0.00	(49.70)
		<b>0.59</b>	<b>13,943.30</b>	<b>15,894.52</b>	<b>1,951.22</b>	<b>13,943.30</b>	<b>13,943.30</b>	<b>0.00</b>	<b>0.00</b>	<b>0.00</b>	<b>2,220.99</b>	<b>(269.77)</b>
<b>BNB.COIN - Binance Coin</b>												
02/08/2020	15/08/2020	9.00	272.97	288.00	15.03	272.97	272.97	0.00	0.00	0.00	15.03	0.00
21/12/2020	04/01/2021	0.42	20.06	22.40	2.34	20.06	20.06	0.00	0.00	0.00	2.34	0.00
01/12/2019	04/01/2021	4.72	109.00	252.00	143.00	109.00	109.00	0.00	0.00	143.00	0.00	0.00
19/03/2021	19/03/2021	6.34	2,154.73	2,173.84	19.12	2,154.73	2,154.73	0.00	0.00	0.00	19.12	0.00
12/03/2021	19/03/2021	0.26	100.00	88.26	(11.74)	100.00	100.00	0.00	0.00	0.00	0.00	(11.74)
20/03/2021	20/03/2021	0.37	129.45	129.03	(0.42)	129.45	129.45	0.00	0.00	0.00	0.00	(0.42)
19/03/2021	20/03/2021	0.84	285.50	289.75	4.25	285.50	285.50	0.00	0.00	0.00	4.25	0.00
22/03/2021	22/03/2021	0.01	4.22	4.13	(0.09)	4.22	4.22	0.00	0.00	0.00	0.00	(0.09)

# Tinderly Super Realised Capital Gains Report



For The Period 01 July 2020 - 30 June 2021

Investment		Accounting Treatment				Tax Treatment						
Purchase Contract Date	Disposal Contract Date	Units	Cost	Proceeds	Accounting Profit/(Loss)	Adjusted Cost Base	Reduced Cost Base	Indexed Cost Base	Indexed Gains	Discounted Gains (Gross)	Other Gains	Capital Loss
<b>Cryptocurrency</b>												
19/03/2021	22/03/2021	0.12	39.74	39.89	0.14	39.74	39.74	0.00	0.00	0.00	0.14	0.00
19/03/2021	29/03/2021	0.01	3.52	3.64	0.12	3.52	3.52	0.00	0.00	0.00	0.12	0.00
19/03/2021	01/04/2021	0.72	244.21	290.18	45.97	244.21	244.21	0.00	0.00	0.00	45.97	0.00
19/03/2021	05/04/2021	0.29	99.29	135.02	35.73	99.29	99.29	0.00	0.00	0.00	35.73	0.00
19/03/2021	22/04/2021	0.01	3.50	7.76	4.26	3.50	3.50	0.00	0.00	0.00	4.26	0.00
19/03/2021	24/04/2021	0.01	2.98	5.98	3.00	2.98	2.98	0.00	0.00	0.00	3.00	0.00
19/03/2021	26/04/2021	0.01	2.41	4.98	2.57	2.41	2.41	0.00	0.00	0.00	2.57	0.00
19/03/2021	11/05/2021	0.01	2.91	6.94	4.03	2.91	2.91	0.00	0.00	0.00	4.03	0.00
19/03/2021	12/05/2021	0.13	44.01	111.26	67.25	44.01	44.01	0.00	0.00	0.00	67.25	0.00
19/03/2021	13/05/2021	0.66	225.96	555.99	330.03	225.96	225.96	0.00	0.00	0.00	330.03	0.00
19/03/2021	14/05/2021	0.62	211.11	547.78	336.67	211.11	211.11	0.00	0.00	0.00	336.67	0.00
19/03/2021	26/05/2021	0.38	130.06	163.43	33.37	130.06	130.06	0.00	0.00	0.00	33.37	0.00
		<b>24.94</b>	<b>4,085.63</b>	<b>5,120.26</b>	<b>1,034.63</b>	<b>4,085.63</b>	<b>4,085.63</b>	<b>0.00</b>	<b>0.00</b>	<b>143.00</b>	<b>903.88</b>	<b>(12.25)</b>
<b>CAKE-LP.COIN - Pancake LPs</b>												
20/03/2021	20/03/2021	15.10	413.87	0.00	(413.87)	413.87	413.87	0.00	0.00	0.00	0.00	(413.87)
22/03/2021	22/03/2021	0.91	26.49	0.00	(26.49)	26.49	26.49	0.00	0.00	0.00	0.00	(26.49)
01/04/2021	05/04/2021	2.79	215.18	0.00	(215.18)	215.18	215.18	0.00	0.00	0.00	0.00	(215.18)
05/04/2021	22/04/2021	2.97	64.75	0.00	(64.75)	64.75	64.75	0.00	0.00	0.00	0.00	(64.75)
01/04/2021	22/04/2021	0.89	68.91	0.00	(68.91)	68.91	68.91	0.00	0.00	0.00	0.00	(68.91)
24/04/2021	26/04/2021	22.67	0.00	1,013.31	1,013.31	0.00	0.00	0.00	0.00	0.00	1,013.31	0.00
12/05/2021	12/05/2021	0.24	99.39	0.00	(99.39)	99.39	99.39	0.00	0.00	0.00	0.00	(99.39)
		<b>45.59</b>	<b>888.59</b>	<b>1,013.31</b>	<b>124.72</b>	<b>888.59</b>	<b>888.59</b>	<b>0.00</b>	<b>0.00</b>	<b>0.00</b>	<b>1,013.31</b>	<b>(888.59)</b>

# Tinderly Super Realised Capital Gains Report



For The Period 01 July 2020 - 30 June 2021

Investment		Accounting Treatment				Tax Treatment						
Purchase Contract Date	Disposal Contract Date	Units	Cost	Proceeds	Accounting Profit/(Loss)	Adjusted Cost Base	Reduced Cost Base	Indexed Cost Base	Indexed Gains	Discounted Gains (Gross)	Other Gains	Capital Loss
<b>Cryptocurrency</b>												
CAKE.COIN - PancakeSwap												
12/03/2021	19/03/2021	0.49	8.15	6.39	(1.76)	8.15	8.15	0.00	0.00	0.00	0.00	(1.76)
11/03/2021	19/03/2021	0.51	9.22	6.70	(2.52)	9.22	9.22	0.00	0.00	0.00	0.00	(2.52)
19/03/2021	20/03/2021	4.62	48.95	59.57	10.62	48.95	48.95	0.00	0.00	0.00	10.62	0.00
12/03/2021	20/03/2021	5.38	89.85	69.47	(20.38)	89.85	89.85	0.00	0.00	0.00	0.00	(20.38)
19/03/2021	22/03/2021	0.45	4.74	5.80	1.06	4.74	4.74	0.00	0.00	0.00	1.06	0.00
29/03/2021	29/03/2021	1.98	41.31	41.31	0.00	41.31	41.31	0.00	0.00	0.00	0.00	0.00
19/03/2021	29/03/2021	8.02	85.05	167.42	82.37	85.05	85.05	0.00	0.00	0.00	82.37	0.00
01/04/2021	01/04/2021	0.49	11.99	12.00	0.01	11.99	11.99	0.00	0.00	0.00	0.01	0.00
19/03/2021	01/04/2021	6.63	70.34	161.75	91.41	70.34	70.34	0.00	0.00	0.00	91.41	0.00
05/04/2021	05/04/2021	0.64	14.24	14.24	0.00	14.24	14.24	0.00	0.00	0.00	0.00	0.00
19/03/2021	05/04/2021	0.10	1.06	2.21	1.15	1.06	1.06	0.00	0.00	0.00	1.15	0.00
22/04/2021	22/04/2021	3.45	127.53	126.46	(1.07)	127.53	127.53	0.00	0.00	0.00	0.00	(1.07)
26/04/2021	26/04/2021	4.52	198.74	198.74	0.00	198.74	198.74	0.00	0.00	0.00	0.00	0.00
24/04/2021	26/04/2021	0.61	21.53	26.66	5.13	21.53	21.53	0.00	0.00	0.00	5.13	0.00
22/04/2021	26/04/2021	0.04	1.35	1.60	0.25	1.35	1.35	0.00	0.00	0.00	0.25	0.00
11/05/2021	11/05/2021	0.75	33.84	33.71	(0.13)	33.84	33.84	0.00	0.00	0.00	0.00	(0.13)
12/05/2021	12/05/2021	16.23	751.71	751.72	0.01	751.71	751.71	0.00	0.00	0.00	0.01	0.00
11/05/2021	12/05/2021	6.12	277.39	283.27	5.88	277.39	277.39	0.00	0.00	0.00	5.88	0.00
24/04/2021	12/05/2021	0.08	2.97	3.88	0.91	2.97	2.97	0.00	0.00	0.00	0.91	0.00
19/03/2021	12/05/2021	6.38	67.69	295.67	227.98	67.69	67.69	0.00	0.00	0.00	227.98	0.00
11/03/2021	02/06/2021	10.59	190.78	250.00	59.22	190.78	190.78	0.00	0.00	0.00	59.22	0.00

# Tinderly Super Realised Capital Gains Report



For The Period 01 July 2020 - 30 June 2021

Investment		Accounting Treatment				Tax Treatment						
Purchase Contract Date	Disposal Contract Date	Units	Cost	Proceeds	Accounting Profit/(Loss)	Adjusted Cost Base	Reduced Cost Base	Indexed Cost Base	Indexed Gains	Discounted Gains (Gross)	Other Gains	Capital Loss
<b>Cryptocurrency</b>												
		<b>78.08</b>	<b>2,058.43</b>	<b>2,518.57</b>	<b>460.14</b>	<b>2,058.43</b>	<b>2,058.43</b>	<b>0.00</b>	<b>0.00</b>	<b>0.00</b>	<b>486.00</b>	<b>(25.86)</b>
COMP.COIN - Compound												
06/08/2020	01/09/2020	1.90	379.17	654.63	275.46	379.17	379.17	0.00	0.00	0.00	275.46	0.00
		<b>1.90</b>	<b>379.17</b>	<b>654.63</b>	<b>275.46</b>	<b>379.17</b>	<b>379.17</b>	<b>0.00</b>	<b>0.00</b>	<b>0.00</b>	<b>275.46</b>	<b>0.00</b>
CRU.COIN - CRU												
23/12/2020	23/12/2020	757,662.15	0.00	0.00	0.00	0.00	0.00	0.00	0.00	0.00	0.00	0.00
29/11/2020	23/12/2020	5,000.00	910.00	0.00	(910.00)	910.00	910.00	0.00	0.00	0.00	0.00	(910.00)
		<b>762,662.15</b>	<b>910.00</b>	<b>0.00</b>	<b>(910.00)</b>	<b>910.00</b>	<b>910.00</b>	<b>0.00</b>	<b>0.00</b>	<b>0.00</b>	<b>0.00</b>	<b>(910.00)</b>
CRV.COIN - Curve DAO Token												
07/02/2021	13/05/2021	100.23	437.18	505.00	67.82	437.18	437.18	0.00	0.00	0.00	67.82	0.00
		<b>100.23</b>	<b>437.18</b>	<b>505.00</b>	<b>67.82</b>	<b>437.18</b>	<b>437.18</b>	<b>0.00</b>	<b>0.00</b>	<b>0.00</b>	<b>67.82</b>	<b>0.00</b>
DOGE - DOGE												
21/12/2020	03/01/2021	4,000.00	23.72	47.81	24.09	23.72	23.72	0.00	0.00	0.00	24.09	0.00
21/12/2020	03/01/2021	3,440.51	20.41	41.24	20.84	20.41	20.41	0.00	0.00	0.00	20.84	0.00
21/12/2020	03/01/2021	559.49	3.32	6.71	3.39	3.32	3.32	0.00	0.00	0.00	3.39	0.00
21/12/2020	03/01/2021	2,000.00	11.86	24.56	12.70	11.86	11.86	0.00	0.00	0.00	12.70	0.00
21/12/2020	03/01/2021	2,000.00	11.86	25.04	13.18	11.86	11.86	0.00	0.00	0.00	13.18	0.00
21/12/2020	03/01/2021	2,000.00	11.86	25.57	13.71	11.86	11.86	0.00	0.00	0.00	13.71	0.00
21/12/2020	03/01/2021	861.76	5.11	11.05	5.94	5.11	5.11	0.00	0.00	0.00	5.94	0.00
21/12/2020	03/01/2021	34.68	0.21	0.45	0.24	0.21	0.21	0.00	0.00	0.00	0.24	0.00
21/12/2020	03/01/2021	1,964.32	11.65	25.27	13.62	11.65	11.65	0.00	0.00	0.00	13.62	0.00

Tinderly Super

# Realised Capital Gains Report

For The Period 01 July 2020 - 30 June 2021



Investment		Accounting Treatment				Tax Treatment						
Purchase Contract Date	Disposal Contract Date	Units	Cost	Proceeds	Accounting Profit/(Loss)	Adjusted Cost Base	Reduced Cost Base	Indexed Cost Base	Indexed Gains	Discounted Gains (Gross)	Other Gains	Capital Loss
<b>Cryptocurrency</b>												
01/12/2019	03/01/2021	1.00	0.00	0.01	0.01	0.00	0.00	0.00	0.00	0.01	0.00	0.00
01/12/2019	03/01/2021	0.00	0.00	0.00	0.00	0.00	0.00	0.00	0.00	0.00	0.00	0.00
13/05/2021	30/06/2021	1.00	0.59	0.00	(0.59)	0.59	0.59	0.00	0.00	0.00	0.00	(0.59)
		<b>16,862.76</b>	<b>100.59</b>	<b>207.71</b>	<b>107.13</b>	<b>100.59</b>	<b>100.59</b>	<b>0.00</b>	<b>0.00</b>	<b>0.01</b>	<b>107.71</b>	<b>(0.59)</b>
DOT.COIN - Polkadot												
19/01/2021	13/02/2021	4.39	101.22	150.00	48.78	101.22	101.22	0.00	0.00	0.00	48.78	0.00
19/01/2021	20/02/2021	8.63	198.78	368.50	169.72	198.78	198.78	0.00	0.00	0.00	169.72	0.00
		<b>13.02</b>	<b>300.00</b>	<b>518.50</b>	<b>218.50</b>	<b>300.00</b>	<b>300.00</b>	<b>0.00</b>	<b>0.00</b>	<b>0.00</b>	<b>218.50</b>	<b>0.00</b>
DUSK.COIN - DUSK Network												
19/03/2021	19/03/2021	150.00	79.89	79.32	(0.57)	79.89	79.89	0.00	0.00	0.00	0.00	(0.57)
19/03/2021	20/03/2021	382.55	203.76	205.32	1.56	203.76	203.76	0.00	0.00	0.00	1.56	0.00
19/03/2021	01/04/2021	79.61	42.40	40.76	(1.64)	42.40	42.40	0.00	0.00	0.00	0.00	(1.64)
26/04/2021	11/05/2021	868.27	269.68	267.46	(2.22)	269.68	269.68	0.00	0.00	0.00	0.00	(2.22)
19/03/2021	11/05/2021	28.77	15.33	8.86	(6.46)	15.33	15.33	0.00	0.00	0.00	0.00	(6.46)
		<b>1,509.20</b>	<b>611.06</b>	<b>601.72</b>	<b>(9.33)</b>	<b>611.06</b>	<b>611.06</b>	<b>0.00</b>	<b>0.00</b>	<b>0.00</b>	<b>1.56</b>	<b>(10.89)</b>
EMC2.COIN - Einsteinium												
01/02/2021	26/02/2021	88.66	10.00	18.08	8.08	10.00	10.00	0.00	0.00	0.00	8.08	0.00
		<b>88.66</b>	<b>10.00</b>	<b>18.08</b>	<b>8.08</b>	<b>10.00</b>	<b>10.00</b>	<b>0.00</b>	<b>0.00</b>	<b>0.00</b>	<b>8.08</b>	<b>0.00</b>
ENJ.COIN - Enjin Coin												
22/01/2021	25/02/2021	52.31	25.00	35.85	10.85	25.00	25.00	0.00	0.00	0.00	10.85	0.00
		<b>52.31</b>	<b>25.00</b>	<b>35.85</b>	<b>10.85</b>	<b>25.00</b>	<b>25.00</b>	<b>0.00</b>	<b>0.00</b>	<b>0.00</b>	<b>10.85</b>	<b>0.00</b>

# Tinderly Super Realised Capital Gains Report



For The Period 01 July 2020 - 30 June 2021

Investment		Accounting Treatment				Tax Treatment						
Purchase Contract Date	Disposal Contract Date	Units	Cost	Proceeds	Accounting Profit/(Loss)	Adjusted Cost Base	Reduced Cost Base	Indexed Cost Base	Indexed Gains	Discounted Gains (Gross)	Other Gains	Capital Loss
<b>Cryptocurrency</b>												
EOS.COIN - EOS												
11/01/2021	06/05/2021	24.96	102.20	284.50	182.30	102.20	102.20	0.00	0.00	0.00	182.30	0.00
21/12/2020	06/05/2021	2.24	10.02	25.50	15.48	10.02	10.02	0.00	0.00	0.00	15.48	0.00
11/01/2021	06/05/2021	23.89	97.80	270.96	173.16	97.80	97.80	0.00	0.00	0.00	173.16	0.00
		<b>51.09</b>	<b>210.02</b>	<b>580.96</b>	<b>370.94</b>	<b>210.02</b>	<b>210.02</b>	<b>0.00</b>	<b>0.00</b>	<b>0.00</b>	<b>370.94</b>	<b>0.00</b>
ETH.COIN3 - Ethereum - Unitex												
20/03/2021	29/03/2021	0.20	480.97	443.92	(37.05)	480.97	480.97	0.00	0.00	0.00	0.00	(37.05)
		<b>0.20</b>	<b>480.97</b>	<b>443.92</b>	<b>(37.05)</b>	<b>480.97</b>	<b>480.97</b>	<b>0.00</b>	<b>0.00</b>	<b>0.00</b>	<b>0.00</b>	<b>(37.05)</b>
ETH1 - Ethereum- ETH												
01/09/2020	22/11/2020	3.20	2,104.12	2,364.77	260.65	2,104.12	2,104.12	0.00	0.00	0.00	260.65	0.00
21/12/2020	04/01/2021	0.12	100.00	147.14	47.14	100.00	100.00	0.00	0.00	0.00	47.14	0.00
21/12/2020	04/01/2021	0.03	31.15	43.86	12.71	31.15	31.15	0.00	0.00	0.00	12.71	0.00
19/12/2020	04/01/2021	0.12	100.00	146.75	46.75	100.00	100.00	0.00	0.00	0.00	46.75	0.00
19/12/2020	04/01/2021	0.12	100.00	147.09	47.09	100.00	100.00	0.00	0.00	0.00	47.09	0.00
25/11/2020	04/01/2021	0.12	100.00	144.77	44.77	100.00	100.00	0.00	0.00	0.00	44.77	0.00
25/02/2021	25/02/2021	0.11	235.44	232.31	(3.13)	235.44	235.44	0.00	0.00	0.00	0.00	(3.13)
25/02/2021	25/02/2021	0.12	246.89	242.28	(4.61)	246.89	246.89	0.00	0.00	0.00	0.00	(4.61)
21/01/2021	25/02/2021	0.00	5.00	6.10	1.10	5.00	5.00	0.00	0.00	0.00	1.10	0.00
21/01/2021	25/02/2021	0.06	95.00	115.96	20.96	95.00	95.00	0.00	0.00	0.00	20.96	0.00
25/02/2021	26/02/2021	0.28	561.98	565.42	3.44	561.98	561.98	0.00	0.00	0.00	3.44	0.00
26/02/2021	26/02/2021	0.76	1,454.16	1,436.31	(17.85)	1,454.16	1,454.16	0.00	0.00	0.00	0.00	(17.85)
26/02/2021	26/02/2021	0.12	250.00	247.68	(2.32)	250.00	250.00	0.00	0.00	0.00	0.00	(2.32)



# Tinderly Super Realised Capital Gains Report



For The Period 01 July 2020 - 30 June 2021

Investment		Accounting Treatment				Tax Treatment						
Purchase Contract Date	Disposal Contract Date	Units	Cost	Proceeds	Accounting Profit/(Loss)	Adjusted Cost Base	Reduced Cost Base	Indexed Cost Base	Indexed Gains	Discounted Gains (Gross)	Other Gains	Capital Loss
<b>Cryptocurrency</b>												
11/03/2021	14/03/2021	0.06	147.94	151.81	3.87	147.94	147.94	0.00	0.00	0.00	3.87	0.00
15/03/2021	15/03/2021	0.05	122.35	56.55	(65.80)	122.35	122.35	0.00	0.00	0.00	0.00	(65.80)
15/03/2021	15/03/2021	0.31	764.56	748.59	(15.97)	764.56	764.56	0.00	0.00	0.00	0.00	(15.97)
11/03/2021	15/03/2021	0.00	2.06	2.05	(0.01)	2.06	2.06	0.00	0.00	0.00	0.00	(0.01)
02/03/2021	15/03/2021	0.01	13.89	16.61	2.72	13.89	13.89	0.00	0.00	0.00	2.72	0.00
17/03/2021	17/03/2021	1.00	2,286.20	2,283.75	(2.45)	2,286.20	2,286.20	0.00	0.00	0.00	0.00	(2.45)
15/03/2021	17/03/2021	0.00	7.93	7.50	(0.43)	7.93	7.93	0.00	0.00	0.00	0.00	(0.43)
15/03/2021	18/03/2021	0.00	7.36	7.17	(0.19)	7.36	7.36	0.00	0.00	0.00	0.00	(0.19)
17/03/2021	20/03/2021	0.45	1,028.79	1,082.19	53.40	1,028.79	1,028.79	0.00	0.00	0.00	53.40	0.00
15/03/2021	20/03/2021	3.00	7,261.63	7,136.54	(125.09)	7,261.63	7,261.63	0.00	0.00	0.00	0.00	(125.09)
15/03/2021	24/03/2021	1.01	2,437.88	2,235.22	(202.66)	2,437.88	2,437.88	0.00	0.00	0.00	0.00	(202.66)
17/03/2021	29/03/2021	0.06	137.17	135.45	(1.72)	137.17	137.17	0.00	0.00	0.00	0.00	(1.72)
15/03/2021	18/04/2021	0.00	7.00	8.86	1.86	7.00	7.00	0.00	0.00	0.00	1.86	0.00
15/03/2021	14/05/2021	0.04	90.65	186.89	96.24	90.65	90.65	0.00	0.00	0.00	96.24	0.00
15/03/2021	30/06/2021	0.17	413.02	193.58	(219.44)	413.02	413.02	0.00	0.00	0.00	0.00	(219.44)
		<b>11.31</b>	<b>20,112.17</b>	<b>20,093.20</b>	<b>(18.97)</b>	<b>20,112.17</b>	<b>20,112.17</b>	<b>0.00</b>	<b>0.00</b>	<b>0.00</b>	<b>642.70</b>	<b>(661.67)</b>
<b>FIL.COIN - Filecoin</b>												
20/02/2021	01/04/2021	6.90	416.06	1,500.00	1,083.94	416.06	416.06	0.00	0.00	0.00	1,083.94	0.00
		<b>6.90</b>	<b>416.06</b>	<b>1,500.00</b>	<b>1,083.94</b>	<b>416.06</b>	<b>416.06</b>	<b>0.00</b>	<b>0.00</b>	<b>0.00</b>	<b>1,083.94</b>	<b>0.00</b>
<b>GRT.COIN - The Graph</b>												
19/01/2021	31/01/2021	404.44	300.00	326.98	26.98	300.00	300.00	0.00	0.00	0.00	26.98	0.00
		<b>404.44</b>	<b>300.00</b>	<b>326.98</b>	<b>26.98</b>	<b>300.00</b>	<b>300.00</b>	<b>0.00</b>	<b>0.00</b>	<b>0.00</b>	<b>26.98</b>	<b>0.00</b>

# Tinderly Super Realised Capital Gains Report



For The Period 01 July 2020 - 30 June 2021

Investment		Accounting Treatment				Tax Treatment						
Purchase Contract Date	Disposal Contract Date	Units	Cost	Proceeds	Accounting Profit/(Loss)	Adjusted Cost Base	Reduced Cost Base	Indexed Cost Base	Indexed Gains	Discounted Gains (Gross)	Other Gains	Capital Loss
<b>Cryptocurrency</b>												
JST.COIN - JUST												
21/02/2021	14/03/2021	3,000.00	254.24	256.63	2.39	254.24	254.24	0.00	0.00	0.00	2.39	0.00
21/02/2021	28/04/2021	2,110.62	178.87	344.00	165.13	178.87	178.87	0.00	0.00	0.00	165.13	0.00
		<b>5,110.62</b>	<b>433.11</b>	<b>600.63</b>	<b>167.52</b>	<b>433.11</b>	<b>433.11</b>	<b>0.00</b>	<b>0.00</b>	<b>0.00</b>	<b>167.52</b>	<b>0.00</b>
KP3R.COIN - Keep3rV1												
10/02/2021	25/02/2021	0.62	290.00	246.89	(43.11)	290.00	290.00	0.00	0.00	0.00	0.00	(43.11)
		<b>0.62</b>	<b>290.00</b>	<b>246.89</b>	<b>(43.11)</b>	<b>290.00</b>	<b>290.00</b>	<b>0.00</b>	<b>0.00</b>	<b>0.00</b>	<b>0.00</b>	<b>(43.11)</b>
LINK.COIN - Chainlink												
07/02/2021	15/02/2021	6.10	200.00	240.00	40.00	200.00	200.00	0.00	0.00	0.00	40.00	0.00
19/01/2021	15/02/2021	10.10	300.00	397.52	97.52	300.00	300.00	0.00	0.00	0.00	97.52	0.00
		<b>16.20</b>	<b>500.00</b>	<b>637.52</b>	<b>137.52</b>	<b>500.00</b>	<b>500.00</b>	<b>0.00</b>	<b>0.00</b>	<b>0.00</b>	<b>137.52</b>	<b>0.00</b>
LTC.COIN - Litecoin												
05/01/2021	20/02/2021	0.51	100.00	151.27	51.27	100.00	100.00	0.00	0.00	0.00	51.27	0.00
29/12/2020	20/02/2021	0.58	100.00	171.50	71.50	100.00	100.00	0.00	0.00	0.00	71.50	0.00
21/12/2020	20/02/2021	0.12	19.62	35.93	16.31	19.62	19.62	0.00	0.00	0.00	16.31	0.00
25/11/2020	20/02/2021	0.82	100.00	241.59	141.59	100.00	100.00	0.00	0.00	0.00	141.59	0.00
		<b>2.03</b>	<b>319.62</b>	<b>600.29</b>	<b>280.67</b>	<b>319.62</b>	<b>319.62</b>	<b>0.00</b>	<b>0.00</b>	<b>0.00</b>	<b>280.67</b>	<b>0.00</b>
MKR.COIN - Maker												
15/08/2020	12/01/2021	0.50	528.45	692.87	164.42	528.45	528.45	0.00	0.00	0.00	164.42	0.00
		<b>0.50</b>	<b>528.45</b>	<b>692.87</b>	<b>164.42</b>	<b>528.45</b>	<b>528.45</b>	<b>0.00</b>	<b>0.00</b>	<b>0.00</b>	<b>164.42</b>	<b>0.00</b>
NEO.COIN - NEO												

# Tinderly Super Realised Capital Gains Report



For The Period 01 July 2020 - 30 June 2021

Investment		Accounting Treatment				Tax Treatment						
Purchase Contract Date	Disposal Contract Date	Units	Cost	Proceeds	Accounting Profit/(Loss)	Adjusted Cost Base	Reduced Cost Base	Indexed Cost Base	Indexed Gains	Discounted Gains (Gross)	Other Gains	Capital Loss
<b>Cryptocurrency</b>												
05/01/2021	06/02/2021	0.84	17.35	27.39	10.04	17.35	17.35	0.00	0.00	0.00	10.04	0.00
05/01/2021	06/02/2021	8.85	182.58	288.22	105.64	182.58	182.58	0.00	0.00	0.00	105.64	0.00
05/01/2021	06/02/2021	0.00	0.07	0.10	0.03	0.07	0.07	0.00	0.00	0.00	0.03	0.00
		<b>9.69</b>	<b>200.00</b>	<b>315.71</b>	<b>115.71</b>	<b>200.00</b>	<b>200.00</b>	<b>0.00</b>	<b>0.00</b>	<b>0.00</b>	<b>115.71</b>	<b>0.00</b>
NPXS.COIN - Pundi X												
21/02/2021	14/03/2021	41,050.90	100.94	200.00	99.06	100.94	100.94	0.00	0.00	0.00	99.06	0.00
		<b>41,050.90</b>	<b>100.94</b>	<b>200.00</b>	<b>99.06</b>	<b>100.94</b>	<b>100.94</b>	<b>0.00</b>	<b>0.00</b>	<b>0.00</b>	<b>99.06</b>	<b>0.00</b>
NRGY.COIN - Energy												
13/03/2021	15/03/2021	30.61	0.00	0.00	0.00	0.00	0.00	0.00	0.00	0.00	0.00	0.00
		<b>30.61</b>	<b>0.00</b>	<b>0.00</b>	<b>0.00</b>	<b>0.00</b>	<b>0.00</b>	<b>0.00</b>	<b>0.00</b>	<b>0.00</b>	<b>0.00</b>	<b>0.00</b>
PIVX.COIN - PIVX												
10/02/2021	20/02/2021	392.05	300.00	471.34	171.34	300.00	300.00	0.00	0.00	0.00	171.34	0.00
		<b>392.05</b>	<b>300.00</b>	<b>471.34</b>	<b>171.34</b>	<b>300.00</b>	<b>300.00</b>	<b>0.00</b>	<b>0.00</b>	<b>0.00</b>	<b>171.34</b>	<b>0.00</b>
POLY.COIN - Polymath												
19/02/2021	15/03/2021	1,155.05	500.00	755.93	255.93	500.00	500.00	0.00	0.00	0.00	255.93	0.00
		<b>1,155.05</b>	<b>500.00</b>	<b>755.93</b>	<b>255.93</b>	<b>500.00</b>	<b>500.00</b>	<b>0.00</b>	<b>0.00</b>	<b>0.00</b>	<b>255.93</b>	<b>0.00</b>
RFOX.COIN - RedFOX Labs												
04/12/2020	29/12/2020	3,121.28	99.98	129.53	29.55	99.98	99.98	0.00	0.00	0.00	29.55	0.00
04/12/2020	29/12/2020	0.60	0.02	0.02	0.00	0.02	0.02	0.00	0.00	0.00	0.00	0.00
		<b>3,121.88</b>	<b>100.00</b>	<b>129.55</b>	<b>29.55</b>	<b>100.00</b>	<b>100.00</b>	<b>0.00</b>	<b>0.00</b>	<b>0.00</b>	<b>29.55</b>	<b>0.00</b>

# Tinderly Super Realised Capital Gains Report



For The Period 01 July 2020 - 30 June 2021

Investment		Accounting Treatment				Tax Treatment						
Purchase Contract Date	Disposal Contract Date	Units	Cost	Proceeds	Accounting Profit/(Loss)	Adjusted Cost Base	Reduced Cost Base	Indexed Cost Base	Indexed Gains	Discounted Gains (Gross)	Other Gains	Capital Loss
<b>Cryptocurrency</b>												
SHR.COIN - ShareToken												
14/03/2021	28/04/2021	612.53	32.56	50.00	17.44	32.56	32.56	0.00	0.00	0.00	17.44	0.00
		<b>612.53</b>	<b>32.56</b>	<b>50.00</b>	<b>17.44</b>	<b>32.56</b>	<b>32.56</b>	<b>0.00</b>	<b>0.00</b>	<b>0.00</b>	<b>17.44</b>	<b>0.00</b>
SNX - SNX												
24/04/2020	24/07/2020	167.27	193.56	798.61	605.05	193.56	193.56	0.00	0.00	0.00	605.05	0.00
24/04/2020	04/08/2020	100.00	115.71	606.88	491.17	115.71	115.71	0.00	0.00	0.00	491.17	0.00
15/08/2020	15/08/2020	30.00	236.20	225.35	(10.85)	236.20	236.20	0.00	0.00	0.00	0.00	(10.85)
24/04/2020	15/08/2020	70.00	81.00	525.83	444.83	81.00	81.00	0.00	0.00	0.00	444.83	0.00
16/08/2020	01/09/2020	0.96	9.60	10.10	0.50	9.60	9.60	0.00	0.00	0.00	0.50	0.00
16/08/2020	01/09/2020	199.04	1,960.37	2,094.02	133.65	1,960.37	1,960.37	0.00	0.00	0.00	133.65	0.00
02/09/2020	25/12/2020	78.00	755.65	734.78	(20.87)	755.65	755.65	0.00	0.00	0.00	0.00	(20.87)
16/08/2020	25/12/2020	52.51	517.22	494.70	(22.52)	517.22	517.22	0.00	0.00	0.00	0.00	(22.52)
24/04/2020	25/12/2020	30.00	34.71	282.61	247.89	34.71	34.71	0.00	0.00	0.00	247.89	0.00
		<b>727.78</b>	<b>3,904.02</b>	<b>5,772.88</b>	<b>1,868.85</b>	<b>3,904.02</b>	<b>3,904.02</b>	<b>0.00</b>	<b>0.00</b>	<b>0.00</b>	<b>1,923.09</b>	<b>(54.24)</b>
SWINGBY.COIN - SWINGBY												
19/03/2021	22/03/2021	48.91	39.44	21.60	(17.84)	39.44	39.44	0.00	0.00	0.00	0.00	(17.84)
19/03/2021	05/04/2021	69.44	55.99	0.00	(55.99)	55.99	55.99	0.00	0.00	0.00	0.00	(55.99)
26/04/2021	12/05/2021	132.33	0.00	49.14	49.14	0.00	0.00	0.00	0.00	0.00	49.14	0.00
22/04/2021	12/05/2021	0.16	0.00	0.06	0.06	0.00	0.00	0.00	0.00	0.00	0.06	0.00
		<b>250.84</b>	<b>95.43</b>	<b>70.80</b>	<b>(24.63)</b>	<b>95.43</b>	<b>95.43</b>	<b>0.00</b>	<b>0.00</b>	<b>0.00</b>	<b>49.20</b>	<b>(73.83)</b>
SYRUP.COIN - SYRUP												

# Tinderly Super Realised Capital Gains Report



For The Period 01 July 2020 - 30 June 2021

Investment		Accounting Treatment				Tax Treatment						
Purchase Contract Date	Disposal Contract Date	Units	Cost	Proceeds	Accounting Profit/(Loss)	Adjusted Cost Base	Reduced Cost Base	Indexed Cost Base	Indexed Gains	Discounted Gains (Gross)	Other Gains	Capital Loss
<b>Cryptocurrency</b>												
11/05/2021	12/05/2021	0.75	0.00	0.00	0.00	0.00	0.00	0.00	0.00	0.00	0.00	0.00
26/04/2021	12/05/2021	5.16	0.00	0.00	0.00	0.00	0.00	0.00	0.00	0.00	0.00	0.00
22/04/2021	12/05/2021	1.95	0.00	0.00	0.00	0.00	0.00	0.00	0.00	0.00	0.00	0.00
05/04/2021	12/05/2021	0.64	0.00	0.00	0.00	0.00	0.00	0.00	0.00	0.00	0.00	0.00
01/04/2021	12/05/2021	3.00	0.00	0.00	0.00	0.00	0.00	0.00	0.00	0.00	0.00	0.00
29/03/2021	12/05/2021	10.00	0.00	0.00	0.00	0.00	0.00	0.00	0.00	0.00	0.00	0.00
		<b>21.50</b>	<b>0.00</b>	<b>0.00</b>	<b>0.00</b>	<b>0.00</b>	<b>0.00</b>	<b>0.00</b>	<b>0.00</b>	<b>0.00</b>	<b>0.00</b>	<b>0.00</b>
<b>THETA.COIN - Theta Network</b>												
02/03/2021	29/03/2021	12.02	59.25	200.00	140.75	59.25	59.25	0.00	0.00	0.00	140.75	0.00
		<b>12.02</b>	<b>59.25</b>	<b>200.00</b>	<b>140.75</b>	<b>59.25</b>	<b>59.25</b>	<b>0.00</b>	<b>0.00</b>	<b>0.00</b>	<b>140.75</b>	<b>0.00</b>
<b>TNT - TNT</b>												
12/05/2020	01/09/2020	5,049.74	469.02	107.96	(361.06)	469.02	469.02	0.00	0.00	0.00	0.00	(361.06)
		<b>5,049.74</b>	<b>469.02</b>	<b>107.96</b>	<b>(361.06)</b>	<b>469.02</b>	<b>469.02</b>	<b>0.00</b>	<b>0.00</b>	<b>0.00</b>	<b>0.00</b>	<b>(361.06)</b>
<b>TRX.COIN - TRON</b>												
11/01/2021	01/02/2021	2,204.63	100.00	97.70	(2.30)	100.00	100.00	0.00	0.00	0.00	0.00	(2.30)
05/01/2021	01/02/2021	1,605.07	58.98	71.13	12.15	58.98	58.98	0.00	0.00	0.00	12.15	0.00
05/01/2021	01/02/2021	2,678.28	98.42	118.70	20.28	98.42	98.42	0.00	0.00	0.00	20.28	0.00
05/01/2021	01/02/2021	2,512.01	92.31	111.33	19.02	92.31	92.31	0.00	0.00	0.00	19.02	0.00
05/01/2021	20/02/2021	1,325.73	48.71	101.83	53.12	48.71	48.71	0.00	0.00	0.00	53.12	0.00
		<b>10,325.73</b>	<b>398.42</b>	<b>500.69</b>	<b>102.27</b>	<b>398.42</b>	<b>398.42</b>	<b>0.00</b>	<b>0.00</b>	<b>0.00</b>	<b>104.57</b>	<b>(2.30)</b>
<b>UNFI.COIN - Unifi Protocol DAO</b>												

# Tinderly Super Realised Capital Gains Report



For The Period 01 July 2020 - 30 June 2021

Investment		Accounting Treatment				Tax Treatment						
Purchase Contract Date	Disposal Contract Date	Units	Cost	Proceeds	Accounting Profit/(Loss)	Adjusted Cost Base	Reduced Cost Base	Indexed Cost Base	Indexed Gains	Discounted Gains (Gross)	Other Gains	Capital Loss
<b>Cryptocurrency</b>												
13/02/2021	25/02/2021	5.33	200.00	218.83	18.83	200.00	200.00	0.00	0.00	0.00	18.83	0.00
		<b>5.33</b>	<b>200.00</b>	<b>218.83</b>	<b>18.83</b>	<b>200.00</b>	<b>200.00</b>	<b>0.00</b>	<b>0.00</b>	<b>0.00</b>	<b>18.83</b>	<b>0.00</b>
USDT.COIN - Tether												
06/08/2020	06/08/2020	0.31	0.44	0.44	0.00	0.44	0.44	0.00	0.00	0.00	0.00	0.00
19/03/2021	19/03/2021	1,338.30	1,762.06	1,735.70	(26.35)	1,762.06	1,762.06	0.00	0.00	0.00	0.00	(26.35)
06/08/2020	19/03/2021	311.70	435.10	404.26	(30.85)	435.10	435.10	0.00	0.00	0.00	0.00	(30.85)
		<b>1,650.31</b>	<b>2,197.60</b>	<b>2,140.40</b>	<b>(57.20)</b>	<b>2,197.60</b>	<b>2,197.60</b>	<b>0.00</b>	<b>0.00</b>	<b>0.00</b>	<b>0.00</b>	<b>(57.20)</b>
VGX.COIN - Voyager Token												
01/02/2021	02/02/2021	57.51	200.00	218.98	18.98	200.00	200.00	0.00	0.00	0.00	18.98	0.00
		<b>57.51</b>	<b>200.00</b>	<b>218.98</b>	<b>18.98</b>	<b>200.00</b>	<b>200.00</b>	<b>0.00</b>	<b>0.00</b>	<b>0.00</b>	<b>18.98</b>	<b>0.00</b>
XRP.COIN - XRP												
04/08/2020	22/11/2020	1,306.47	600.00	745.32	145.32	600.00	600.00	0.00	0.00	0.00	145.32	0.00
31/01/2021	31/01/2021	168.35	91.00	94.15	3.14	91.00	91.00	0.00	0.00	0.00	3.14	0.00
22/12/2020	31/01/2021	151.13	100.00	84.52	(15.48)	100.00	100.00	0.00	0.00	0.00	0.00	(15.48)
21/12/2020	31/01/2021	33.56	26.38	18.77	(7.61)	26.38	26.38	0.00	0.00	0.00	0.00	(7.61)
17/12/2020	31/01/2021	145.95	98.33	81.62	(16.71)	98.33	98.33	0.00	0.00	0.00	0.00	(16.71)
31/01/2021	01/02/2021	168.44	84.31	117.10	32.80	84.31	84.31	0.00	0.00	0.00	32.80	0.00
31/01/2021	01/02/2021	436.56	235.98	303.50	67.52	235.98	235.98	0.00	0.00	0.00	67.52	0.00
31/01/2021	01/02/2021	330.08	165.20	257.20	92.00	165.20	165.20	0.00	0.00	0.00	92.00	0.00
25/04/2021	28/04/2021	70.51	98.99	127.43	28.44	98.99	98.99	0.00	0.00	0.00	28.44	0.00
01/02/2021	28/04/2021	54.68	48.68	98.81	50.13	48.68	48.68	0.00	0.00	0.00	50.13	0.00
01/02/2021	28/04/2021	151.49	145.00	273.76	128.76	145.00	145.00	0.00	0.00	0.00	128.76	0.00

# Tinderly Super Realised Capital Gains Report



For The Period 01 July 2020 - 30 June 2021

Investment		Accounting Treatment				Tax Treatment						
Purchase Contract Date	Disposal Contract Date	Units	Cost	Proceeds	Accounting Profit/(Loss)	Adjusted Cost Base	Reduced Cost Base	Indexed Cost Base	Indexed Gains	Discounted Gains (Gross)	Other Gains	Capital Loss
<b>Cryptocurrency</b>												
01/02/2021	06/05/2021	100.00	89.03	217.97	128.94	89.03	89.03	0.00	0.00	0.00	128.94	0.00
		<b>3,117.23</b>	<b>1,782.90</b>	<b>2,420.15</b>	<b>637.25</b>	<b>1,782.90</b>	<b>1,782.90</b>	<b>0.00</b>	<b>0.00</b>	<b>0.00</b>	<b>677.05</b>	<b>(39.80)</b>
XTZ.COIN - Tezos												
21/12/2020	02/03/2021	2.94	9.33	13.89	4.56	9.33	9.33	0.00	0.00	0.00	4.56	0.00
		<b>2.94</b>	<b>9.33</b>	<b>13.89</b>	<b>4.56</b>	<b>9.33</b>	<b>9.33</b>	<b>0.00</b>	<b>0.00</b>	<b>0.00</b>	<b>4.56</b>	<b>0.00</b>
XVG.COIN - Verge												
12/01/2021	13/02/2021	15,000.00	271.28	473.66	202.38	271.28	271.28	0.00	0.00	0.00	202.38	0.00
12/01/2021	15/02/2021	15,000.00	271.28	453.45	182.17	271.28	271.28	0.00	0.00	0.00	182.17	0.00
		<b>30,000.00</b>	<b>542.56</b>	<b>927.11</b>	<b>384.55</b>	<b>542.56</b>	<b>542.56</b>	<b>0.00</b>	<b>0.00</b>	<b>0.00</b>	<b>384.55</b>	<b>0.00</b>
YFI.COIN - yearn.finance												
23/02/2021	28/04/2021	0.00	145.16	202.03	56.87	145.16	145.16	0.00	0.00	0.00	56.87	0.00
23/02/2021	12/05/2021	0.00	54.84	133.53	78.69	54.84	54.84	0.00	0.00	0.00	78.69	0.00
		<b>0.00</b>	<b>200.00</b>	<b>335.56</b>	<b>135.56</b>	<b>200.00</b>	<b>200.00</b>	<b>0.00</b>	<b>0.00</b>	<b>0.00</b>	<b>135.56</b>	<b>0.00</b>
ZIL.COIN - Zilliqa												
29/12/2020	15/02/2021	858.75	100.00	131.32	31.32	100.00	100.00	0.00	0.00	0.00	31.32	0.00
29/12/2020	15/02/2021	870.56	100.00	133.12	33.12	100.00	100.00	0.00	0.00	0.00	33.12	0.00
23/02/2021	25/02/2021	1,553.64	216.01	235.44	19.43	216.01	216.01	0.00	0.00	0.00	19.43	0.00
		<b>3,282.96</b>	<b>416.01</b>	<b>499.88</b>	<b>83.87</b>	<b>416.01</b>	<b>416.01</b>	<b>0.00</b>	<b>0.00</b>	<b>0.00</b>	<b>83.87</b>	<b>0.00</b>
ZRX.COIN - 0x												
12/11/2020	04/02/2021	200.00	107.51	199.93	92.42	107.51	107.51	0.00	0.00	0.00	92.42	0.00

Tinderly Super

# Realised Capital Gains Report

For The Period 01 July 2020 - 30 June 2021



Investment		Accounting Treatment				Tax Treatment						
Purchase Contract Date	Disposal Contract Date	Units	Cost	Proceeds	Accounting Profit/(Loss)	Adjusted Cost Base	Reduced Cost Base	Indexed Cost Base	Indexed Gains	Discounted Gains (Gross)	Other Gains	Capital Loss
<b>Cryptocurrency</b>												
		200.00	107.51	199.93	92.42	107.51	107.51	0.00	0.00	0.00	92.42	0.00
		889,291.36	60,556.36	70,367.44	9,811.09	60,556.36	60,556.36	0.00	0.00	143.01	13,154.55	(3,486.47)
<b>Shares in Listed Companies (Australian)</b>												
FLT.AX - Flight Centre Travel Group Limited												
01/07/2020	05/05/2021	20.00	260.80	331.20	70.40	260.80	260.80	0.00	0.00	0.00	70.40	0.00
		20.00	260.80	331.20	70.40	260.80	260.80	0.00	0.00	0.00	70.40	0.00
WEB.AX - Webjet Limited												
01/07/2020	10/05/2021	100.00	372.00	440.00	68.00	372.00	372.00	0.00	0.00	0.00	68.00	0.00
		100.00	372.00	440.00	68.00	372.00	372.00	0.00	0.00	0.00	68.00	0.00
		120.00	632.80	771.20	138.40	632.80	632.80	0.00	0.00	0.00	138.40	0.00
		889,411.36	61,189.16	71,138.64	9,949.49	61,189.16	61,189.16	0.00	0.00	143.01	13,292.95	(3,486.47)



# Tinderly Super Unrealised Capital Gains Report



As at 30 June 2021

Investment	Units	Cost	Tax Deferred /Depreciation	CGT Cost Base	Market Value	Projected Profit /(Loss)	Taxable Profit Indexation	Taxable Profit Discounted	Taxable Profit Notional
<b>Cryptocurrency</b>									
ADA.COIN - Cardano	215.99	322.75	0.00	322.75	397.0100	74.26	0.00	0.00	0.00
ATOM.COIN - Cosmos	0.66	20.00	0.00	20.00	10.4500	(9.55)	0.00	0.00	0.00
AUS.COIN - Gold Standard	0.66	50.00	0.00	50.00	0.0000	(50.00)	0.00	0.00	0.00
BITC1 - Bitcoin	0.08	4,300.38	0.00	4,300.38	3,932.2087	(368.17)	0.00	0.00	0.00
BNB.COIN - Binance Coin	2.10	1,109.49	0.00	1,109.49	850.0299	(259.46)	0.00	0.00	0.00
BSV1 - Bitcoin SV	0.03	8.66	0.00	8.66	6.5599	(2.10)	0.00	0.00	0.00
BTCST.COIN - BTC Standard Hashrate Token	4.51	343.97	0.00	343.97	116.2300	(227.74)	0.00	0.00	0.00
CAKE.COIN - PancakeSwap	6.38	296.72	0.00	296.72	117.9500	(178.77)	0.00	0.00	0.00
CHAD.COIN - The CHAD Project	9,990,009,990.00	156.65	0.00	156.65	0.0000	(156.65)	0.00	0.00	0.00
CHSHIBA.COIN - Chubby Shiba	146,911,996.62	35.53	0.00	35.53	0.0000	(35.53)	0.00	0.00	0.00
CHZ.COIN - Chiliz	122.39	100.00	0.00	100.00	41.3800	(58.62)	0.00	0.00	0.00
COTI.COIN - COTI	43.10	20.00	0.00	20.00	8.7300	(11.27)	0.00	0.00	0.00
CRPT.COIN - Crypterium	200.00	101.01	0.00	101.01	40.8900	(60.12)	0.00	0.00	0.00
CRU.COIN - CRU	49,372.05	0.00	0.00	0.00	768.9697	768.97	0.00	0.00	0.00
CRU.COIN1 - CRU - Unitex	3,133.16	195.74	0.00	195.74	48.7990	(146.94)	0.00	0.00	0.00
CRV.COIN - Curve DAO Token	14.41	62.83	0.00	62.83	34.8200	(28.01)	0.00	0.00	0.00
DOGE - DOGE	1,239.38	519.01	0.00	519.01	419.1899	(99.82)	0.00	0.00	0.00
DOT.COIN - Polkadot	2.01	100.00	0.00	100.00	43.7400	(56.26)	0.00	0.00	0.00
EDOGE.COIN - ElonDoge	2,364,360,469.44	81.52	0.00	81.52	0.0000	(81.52)	0.00	0.00	0.00
EMC2.COIN - Einsteinium	110.19	50.00	0.00	50.00	10.4399	(39.56)	0.00	0.00	0.00
EOS.COIN - EOS	7.05	105.00	0.00	105.00	38.8000	(66.20)	0.00	0.00	0.00
ETH.COIN3 - Ethereum - Unitex	3.25	7,737.76	0.00	7,737.76	7,369.5400	(368.22)	0.00	0.00	0.00

# Tinderly Super Unrealised Capital Gains Report



As at 30 June 2021

Investment	Units	Cost	Tax Deferred /Depreciation	CGT Cost Base	Market Value	Projected Profit /Loss	Taxable Profit Indexation	Taxable Profit Discounted	Taxable Profit Notional
<b>Cryptocurrency</b>									
ETH1 - Ethereum- ETH	1.37	3,341.01	0.00	3,341.01	4,156.4103	815.40	0.00	0.00	0.00
FIL.COIN - Filecoin	1.39	83.94	0.00	83.94	111.9400	28.00	0.00	0.00	0.00
GAME.COIN - GameCredits	104.15	10.29	0.00	10.29	17.5300	7.24	0.00	0.00	0.00
GAS.COIN - Gas	0.10	0.74	0.00	0.74	0.8100	0.07	0.00	0.00	0.00
GLPX.COIN - Galaxium Phoenix	235,808,910.20	0.00	0.00	0.00	0.0000	0.00	0.00	0.00	0.00
GLXM.COIN - Galaxium	235,808,910.20	223.93	0.00	223.93	0.0000	(223.93)	0.00	0.00	0.00
GMPX.COIN - GMPX	235,808,910.20	0.00	0.00	0.00	0.0000	0.00	0.00	0.00	0.00
GXC.COIN - GXChain	38.83	83.46	0.00	83.46	24.0100	(59.45)	0.00	0.00	0.00
HOKK.COIN - Hokkaido Inu	19,797,806,408.30	99.92	0.00	99.92	0.0000	(99.92)	0.00	0.00	0.00
JST.COIN - JUST	2,163.95	166.89	0.00	166.89	148.7780	(18.11)	0.00	0.00	0.00
KAI.COIN - KardiaChain	1,196.54	200.00	0.00	200.00	64.7498	(135.25)	0.00	0.00	0.00
LTC.COIN - Litecoin	0.69	350.00	0.00	350.00	131.7702	(218.23)	0.00	0.00	0.00
MKR.COIN - Maker	0.02	94.00	0.00	94.00	55.0614	(38.94)	0.00	0.00	0.00
NPXS.COIN - Pundi X	89,602.36	599.06	0.00	599.06	213.5224	(385.54)	0.00	0.00	0.00
NRGY.COIN - Energy	3.00	0.00	0.00	0.00	0.0000	0.00	0.00	0.00	0.00
PLT.COIN - Pancake Lottery	1.00	15.07	0.00	15.07	0.0000	(15.07)	0.00	0.00	0.00
POLK.COIN - Polkamarkets	11.70	20.00	0.00	20.00	3.3800	(16.62)	0.00	0.00	0.00
POLY.COIN - Polymath	143.60	50.00	0.00	50.00	34.7899	(15.21)	0.00	0.00	0.00
POOROCKET.COIN - POOROCKET	2,947,808,968.07	66.87	0.00	66.87	0.0000	(66.87)	0.00	0.00	0.00
RDD.COIN - Reddcoin	20,022.02	200.00	0.00	200.00	48.0729	(151.93)	0.00	0.00	0.00
RVN.COIN - Ravencoin	309.74	100.00	0.00	100.00	23.1798	(76.82)	0.00	0.00	0.00
SHIB.COIN - Shiba Inu	1,000,000.00	39.00	0.00	39.00	12.0000	(27.00)	0.00	0.00	0.00
SHR.COIN - ShareToken	328.20	17.44	0.00	17.44	10.2001	(7.24)	0.00	0.00	0.00

# Tinderly Super Unrealised Capital Gains Report



As at 30 June 2021

Investment	Units	Cost	Tax Deferred /Depreciation	CGT Cost Base	Market Value	Projected Profit /Loss	Taxable Profit Indexation	Taxable Profit Discounted	Taxable Profit Notional
<b>Cryptocurrency</b>									
SNX.COIN - Synthetix Network Token	38.31	1,200.00	0.00	1,200.00	372.6101	(827.39)	0.00	0.00	0.00
SOL.COIN - Solana	1.75	101.00	0.00	101.00	83.1700	(17.83)	0.00	0.00	0.00
SXP.COIN - Swipe	47.99	291.13	0.00	291.13	129.4200	(161.71)	0.00	0.00	0.00
SYA.COIN - Save Your Assets	165,338,611.58	18.43	0.00	18.43	0.0000	(18.43)	0.00	0.00	0.00
TEL.COIN - Telcoin	287.01	20.00	0.00	20.00	11.8099	(8.19)	0.00	0.00	0.00
TFUEL.COIN - Theta Fuel	539.52	250.00	0.00	250.00	295.8801	45.88	0.00	0.00	0.00
THETA.COIN - Theta Network	28.54	140.75	0.00	140.75	262.8100	122.06	0.00	0.00	0.00
UNTB.COIN - UNTB	17,000.00	318.14	0.00	318.14	510.0000	191.86	0.00	0.00	0.00
USDT.COIN - Tether	2,222.87	2,892.66	0.00	2,892.66	2,958.2945	65.63	0.00	0.00	0.00
VET.COIN - VeChain	5,491.64	940.00	0.00	940.00	662.1266	(277.87)	0.00	0.00	0.00
VITE.COIN - Vite	177.46	50.00	0.00	50.00	12.0900	(37.91)	0.00	0.00	0.00
VRA.COIN - Veracity	425.62	20.00	0.00	20.00	7.1496	(12.85)	0.00	0.00	0.00
VTHO.COIN - VTHO	98.13	1.43	0.00	1.43	0.9100	(0.52)	0.00	0.00	0.00
WCRU.COIN - WCRU	762,662.15	0.00	0.00	0.00	0.0000	0.00	0.00	0.00	0.00
WRX.COIN - WazirX	18.10	100.00	0.00	100.00	28.9600	(71.04)	0.00	0.00	0.00
XLM.COIN - Stellar	236.91	132.56	0.00	132.56	88.6599	(43.90)	0.00	0.00	0.00
XRP.COIN - XRP	175.19	199.19	0.00	199.19	163.6100	(35.58)	0.00	0.00	0.00
		<b>28,153.93</b>	<b>0.00</b>	<b>28,153.93</b>	<b>24,899.4424</b>	<b>(3,254.49)</b>	<b>0.00</b>	<b>0.00</b>	<b>0.00</b>
<b>Other Investments</b>									
MACTX - MACTX Hedged Fund	1.00	7,600.00	0.00	7,600.00	6,650.7050	(949.30)	0.00	0.00	0.00
		<b>7,600.00</b>	<b>0.00</b>	<b>7,600.00</b>	<b>6,650.7050</b>	<b>(949.30)</b>	<b>0.00</b>	<b>0.00</b>	<b>0.00</b>
<b>Shares in Listed Companies (Australian)</b>									

Tinderly Super  
**Unrealised Capital Gains Report**



As at 30 June 2021

Investment	Units	Cost	Tax Deferred /Depreciation	CGT Cost Base	Market Value	Projected Profit /Loss	Taxable Profit Indexation	Taxable Profit Discounted	Taxable Profit Notional
<b>Shares in Listed Companies (Australian)</b>									
FLT.AX - Flight Centre Travel Group Limited	30.00	391.20	0.00	391.20	445.5000	54.30	0.00	0.00	0.00
OPY.AX - Openpay Group Ltd	100.00	248.00	0.00	248.00	143.0000	(105.00)	0.00	0.00	0.00
SPT.AX - Splitit Payments Ltd	200.00	288.00	0.00	288.00	104.0000	(184.00)	0.00	0.00	0.00
WEB.AX - Webjet Limited	100.00	372.00	0.00	372.00	491.0000	119.00	0.00	0.00	0.00
ZIP.AX - ZIP Co Limited..	170.00	1,147.00	0.00	1,147.00	1,286.9000	139.90	0.00	0.00	0.00
		<b>2,446.20</b>	<b>0.00</b>	<b>2,446.20</b>	<b>2,470.4000</b>	<b>24.20</b>	<b>0.00</b>	<b>0.00</b>	<b>0.00</b>
<b>Shares in Listed Companies (Overseas)</b>									
ERSS Holdng II - Euroasian Rail Skyway Systems Holding II Limited	2,952,500.00	69,923.88	0.00	69,923.88	64,807.3750	(5,116.50)	0.00	0.00	0.00
		<b>69,923.88</b>	<b>0.00</b>	<b>69,923.88</b>	<b>64,807.3750</b>	<b>(5,116.50)</b>	<b>0.00</b>	<b>0.00</b>	<b>0.00</b>
<b>Shares in Unlisted Private Companies (Australian)</b>									
ECM - Eco Minerals Research Limited	6,000.00	1,200.00	0.00	1,200.00	1,200.0000	0.00	0.00	0.00	0.00
NFG - NU FORTUNE Gold Limited	4,000.00	1,200.00	0.00	1,200.00	0.0000	(1,200.00)	0.00	0.00	0.00
		<b>2,400.00</b>	<b>0.00</b>	<b>2,400.00</b>	<b>1,200.0000</b>	<b>(1,200.00)</b>	<b>0.00</b>	<b>0.00</b>	<b>0.00</b>
		<b>110,524.01</b>	<b>0.00</b>	<b>110,524.01</b>	<b>100,027.9224</b>	<b>(10,496.09)</b>	<b>0.00</b>	<b>0.00</b>	<b>0.00</b>

# Memorandum of Resolutions of the Director(s) of

Tinderly Consulting Pty Ltd ACN: 602028839

ATF Tinderly Super

---

## **FINANCIAL STATEMENTS OF SUPERANNUATION FUND:**

It was resolved that the financial statements would be prepared as special purpose financial statements as, in the opinion of the trustee(s), the Superannuation Fund is a non-reporting entity and therefore is not required to comply with all Australian Accounting Standards.

It was further resolved that the financial statements and notes to the financial statements of the Superannuation Fund in respect of the year ended 30 June 2021 thereon be adopted.

## **TRUSTEE'S DECLARATION:**

It was resolved that the trustee's declaration of the Superannuation Fund be signed.

## **ANNUAL RETURN:**

Being satisfied that the Fund had complied with the requirements of the Superannuation Industry (Supervision) Act 1993 (SISA) and Regulations during the year ended 30 June 2021, it was resolved that the annual return be approved, signed and lodged with the Australian Taxation Office.

## **TRUST DEED:**

It was resolved that the advice received from the Fund's legal adviser confirming that the fund's trust deed is consistent with all relevant superannuation and trust law.

## **INVESTMENT STRATEGY:**

The allocation of the Fund's assets and the Fund's investment performance over the financial year were reviewed and found to be within the acceptable ranges outlined in the investment strategy. After considering the risk, rate of return, diversification and liquidity of the investments and the ability of the Fund to discharge its existing liabilities, it was resolved that the investment strategy continues to reflect the purposes and circumstances of the Fund and its members. Accordingly, no changes in the investment strategy were required.

## **INVESTMENT – PERSONAL USE:**

It was confirmed that no investments or assets were used by the member(s) for personal purposes.

## **INSURANCE COVER:**

The trustee(s) reviewed the current life and total and permanent disability insurance coverage on offer to the members and resolved that the current insurance arrangements were appropriate for the Fund.

## **ALLOCATION OF INCOME:**

It was resolved that the income of the Fund would be allocated to the members based on their average daily balance (an alternative allocation basis may be percentage of opening balance).

## **INVESTMENT ACQUISITIONS:**

It was resolved to ratify the investment acquisitions throughout the financial year ended 30 June 2021.

## **INVESTMENT DISPOSALS:**

It was resolved to ratify the investment disposals throughout the financial year ended 30 June 2021.

## **AUDITORS:**

It was resolved that

Anthony Boys

of

PO Box 3376, RUNDLE MALL, South Australia 5000

act as auditors of the Fund for the next financial year.

# Memorandum of Resolutions of the Director(s) of

Tinderly Consulting Pty Ltd ACN: 602028839

ATF Tinderly Super

---

**TAX AGENTS:**

It was resolved that

Mora Wealth Accountants Pty Ltd

act as tax agents of the Fund for the next financial year.

**TRUSTEE STATUS:**

Each of the trustee(s) confirmed that they are qualified to act as trustee(s) of the Fund and that they are not disqualified persons as defined by s 120 of the SISA.

**CONTRIBUTIONS RECEIVED:**

It was resolved that the contributions during the year be allocated to members on the basis of the schedule provided by the principal Fund employer.

**ACCEPTANCE OF ROLLOVERS:**

The trustee has ensured that any rollover made to the Fund, meets the requirements of the Fund's deed and does not breach the superannuation laws in relation to:

1. making rollover between Funds; and,
2. breaching the Fund or the member investment strategy.

The trustee has reviewed the rollover and received advice that the rollover is in accordance with the Trust Deed and the rules of the Fund and the superannuation laws. As such the trustee has resolved to accept the rollover on behalf of the member.

**PAYMENT OF BENEFITS:**

The trustee has ensured that any payment of benefits made from the Fund, meets the requirements of the Fund's deed and does not breach the superannuation laws in relation to:

1. making payments to members; and,
2. breaching the Fund or the member investment strategy.

The trustee has reviewed the payment of the benefit and received advice that the transfer is in accordance with the Deed and the superannuation laws. As such the trustee has resolved to allow the payment of the benefits on behalf of the member.

**CLOSURE:**

Signed as a true record –

.....

Christie McLennan

/ /

# Tinderly Super Trial Balance



As at 30 June 2021

Last Year	Code	Account Name	Units	Debits \$	Credits \$
	<b>23900</b>	<b>Dividends Received</b>			
(0.65)	23900/FNP.AX	Freedom Foods Group Limited			
	<b>24200</b>	<b>Contributions</b>			
	24200/MCLCHR00001 A	(Contributions) McLennan, Christie - Accumulation			11,486.39
1,927.31	24700	Changes in Market Values of Investments			3,166.68
(314.56)	24800	Changes in Market Values of Other Assets			
314.56	24850	Foreign Exchange Increase/Decrease		668.49	
	<b>25000</b>	<b>Interest Received</b>			
(15.03)	25000/MBL2928	Macquarie Cash Management Acc 2928			0.04
	26700	Other Income			2.17
	<b>28500</b>	<b>Transfers In</b>			
(24,000.00)	28500/MCLCHR00001 A	(Transfers In) McLennan, Christie - Accumulation			
660.00	30100	Accountancy Fees		1,089.00	
363.00	30200	Administration Costs			
518.00	30400	ATO Supervisory Levy		259.00	
330.00	30700	Auditor's Remuneration		330.00	
	30800	ASIC Fees		273.00	
36.26	31500	Bank Charges		32.00	
	<b>37500</b>	<b>Investment Expenses</b>			
	37500/6201454011	Investment Expenses		177.73	
	37500/COINS	Coinspot Cryptocurrency Account		910.00	
	37500/IGM	IG Market Trading Account		100.00	
	38200	Fines		340.00	
935.00	38300	Formation expenses			
	48500	Income Tax Expense		343.50	
	48600	Prior Years Under/Over Provision for Income Tax			54.45
19,246.11	49000	Profit/Loss Allocation Account		10,187.01	
	<b>50010</b>	<b>Opening Balance</b>			
(70,665.11)	50010/MCLCHR00001 A	(Opening Balance) McLennan, Christie - Accumulation			89,911.22

# Tinderly Super Trial Balance



As at 30 June 2021

Last Year	Code	Account Name	Units	Debits \$	Credits \$
	<b>52420</b>	<b>Contributions</b>			
	52420/MCLCHR00001 A	(Contributions) McLennan, Christie - Accumulation			11,486.39
	<b>52850</b>	<b>Transfers In</b>			
(24,000.00)	52850/MCLCHR00001 A	(Transfers In) McLennan, Christie - Accumulation			0.00
	<b>53100</b>	<b>Share of Profit/(Loss)</b>			
4,753.89	53100/MCLCHR00001 A	(Share of Profit/(Loss)) McLennan, Christie - Accumulation		1,010.33	
	<b>53330</b>	<b>Income Tax</b>			
0.00	53330/MCLCHR00001 A	(Income Tax) McLennan, Christie - Accumulation		289.05	
	<b>60400</b>	<b>Bank Accounts</b>			
0.22	60400/COINS	Coinspot Cryptocurrency Account			0.03
4,000.00	60400/IGM	IG Market Trading Account		461.20	
3,474.56	60400/MBL2928	Macquarie Cash Management Acc 2928		22.60	
	60400/UNITEX	Unitex Cash			69.96
	<b>70040</b>	<b>Cryptocurrency</b>			
	70040/ADA.COIN	Cardano	215.9879	397.01	
	70040/ATOM.COIN	Cosmos	0.6555	10.45	
	70040/AUS.COIN	Gold Standard	0.6645		0.00
1,435.73	70040/BITC1	Bitcoin	0.0842	3,932.21	
108.43	70040/BNB	BNB	0.0000		0.00
	70040/BNB.COIN	Binance Coin	2.1028	850.03	
	70040/BSV1	Bitcoin SV	0.0336	6.56	
	70040/BTCST.COIN	BTC Standard Hashrate Token	4.5096	116.23	
	70040/CAKE.COIN	PancakeSwap	6.3836	117.95	
	70040/CHAD.COIN	The CHAD Project	9,990,009,990		0.00
	70040/CHSHIBA.COIN	Chubby Shiba	146,911,996.6		0.00
	70040/CHZ.COIN	Chiliz	122.3905	41.38	
	70040/COTI.COIN	COTI	43.0964	8.73	
	70040/CRPT.COIN	Crypterium	200.0000	40.89	
	70040/CRU.COIN	CRU	49,372.0521	768.97	



# Tinderly Super Trial Balance



As at 30 June 2021

Last Year	Code	Account Name	Units	Debits \$	Credits \$
	70040/CRU.COIN1	CRU - Unitex	3,133.1630	48.80	
	70040/CRV.COIN	Curve DAO Token	14.4052	34.82	
0.00	70040/DOGE	DOGE	1,239.3816	419.19	
	70040/DOT.COIN	Polkadot	2.0088	43.74	
	70040/EDOGE.COIN	ElonDoge	2,364,360,469		0.00
	70040/EMC2.COIN	Einsteinium	110.1921	10.44	
	70040/EOS.COIN	EOS	7.0519	38.80	
	70040/ETH.COIN3	Ethereum - Unitex	3.2523	7,369.54	
0.00	70040/ETH1	Ethereum- ETH	1.3727	4,156.41	
	70040/FIL.COIN	Filecoin	1.3928	111.94	
	70040/GAME.COIN	GameCredits	104.1519	17.53	
	70040/GAS.COIN	Gas	0.0977	0.81	
	70040/GLPX.COIN	Galaxium Phoenix	235,808,910.1		0.00
	70040/GLXM.COIN	Galaxium	235,808,910.1		0.00
	70040/GMPX.COIN	GMPX	235,808,910.2		0.00
	70040/GXC.COIN	GXChain	38.8270	24.01	
	70040/HOKK.COIN	Hokkaido Inu	19,797,806,40		0.00
	70040/JST.COIN	JUST	2,163.9491	148.78	
	70040/KAI.COIN	KardiaChain	1,196.5444	64.75	
	70040/LTC.COIN	Litecoin	0.6862	131.77	
	70040/MKR.COIN	Maker	0.0156	55.06	
	70040/NPXS.COIN	Pundi X	89,602.3648	213.52	
	70040/NRGY.COIN	Energy	2.9998		0.00
	70040/PLT.COIN	Pancake Lottery	1.0000		0.00
	70040/POLK.COIN	Polkamarkets	11.6959	3.38	
	70040/POLY.COIN	Polymath	143.5981	34.79	
	70040/POOROCKET.COIN	POOROCKET	2,947,808,968		0.00
	70040/RDD.COIN	Reddcoin	20,022.0242	48.07	
	70040/RVN.COIN	Ravencoin	309.7375	23.18	
	70040/SHIB.COIN	Shiba Inu	1,000,000.000	12.00	

# Tinderly Super Trial Balance

As at 30 June 2021



Last Year	Code	Account Name	Units	Debits \$	Credits \$
	70040/SHR.COIN	ShareToken	328.1989	10.20	
1,084.18	70040/SNX	SNX	0.0000		0.00
	70040/SNX.COIN	Synthetix Network Token	38.3126	372.61	
	70040/SOL.COIN	Solana	1.7478	83.17	
	70040/SXP.COIN	Swipe	47.9907	129.42	
	70040/SYA.COIN	Save Your Assets	165,338,611.5		0.00
	70040/TEL.COIN	Telcoin	287.0099	11.81	
	70040/TFUEL.COIN	Theta Fuel	539.5187	295.88	
	70040/THETA.COIN	Theta Network	28.5437	262.81	
253.05	70040/TNT	TNT	0.0000		0.00
	70040/UNTB.COIN	UNTB	17,000.0000	510.00	
	70040/USDT.COIN	Tether	2,222.8659	2,958.29	
	70040/VET.COIN	VeChain	5,491.6362	662.13	
	70040/VITE.COIN	Vite	177.4598	12.09	
	70040/VRA.COIN	Veracity	425.6225	7.15	
	70040/VTHO.COIN	VTHO	98.1330	0.91	
	70040/WCRU.COIN	WCRU	762,662.1497		0.00
	70040/WRX.COIN	WazirX	18.1041	28.96	
	70040/XLM.COIN	Stellar	236.9072	88.66	
	70040/XRP.COIN	XRP	175.1921	163.61	
	<b>76100</b>	<b>Other Investments</b>			
7,285.44	76100/MACTX	MACTX Hedged Fund	1.0000	6,650.70	
	<b>77600</b>	<b>Shares in Listed Companies (Australian)</b>			
	77600/FLT.AX	Flight Centre Travel Group Limited	30.0000	445.50	
	77600/OPY.AX	Openpay Group Ltd	100.0000	143.00	
	77600/SPT.AX	Splitit Payments Ltd	200.0000	104.00	
	77600/WEB.AX	Webjet Limited	100.0000	491.00	
	77600/ZIP.AX	ZIP Co Limited..	170.0000	1,286.90	
	<b>77700</b>	<b>Shares in Listed Companies (Overseas)</b>			
69,924.06	77700/ERSS Holdng II	Euroasian Rail Skyway Systems Holding II Limited	2,952,500.000	64,807.38	

Tinderly Super  
**Trial Balance**



As at 30 June 2021

Last Year	Code	Account Name	Units	Debits \$	Credits \$
	<b>77800</b>	<b>Shares in Unlisted Private Companies (Australian)</b>			
1,200.00	77800/ECM	Eco Minerals Research Limited	6,000.0000	1,200.00	
1,200.00	77800/NFG	NU FORTUNE Gold Limited	4,000.0000		0.00
(54.45)	85000	Income Tax Payable/Refundable			343.50
				<b>116,520.83</b>	<b>116,520.83</b>

**Current Year Profit/(Loss): 10,476.06**

**T - TAX RETURN**

# SMSF Tax Return

**2021**

1 Jul 2020—30 Jun 2021

TFN Recorded

**PART A** ELECTRONIC LODGMENT DECLARATION (FORM P, T, F, SMSF OR EX)

This declaration is to be completed where the tax return is to be lodged via the Tax Office's electronic lodgment service (ELS). It is the responsibility of the taxpayer to retain this declaration for a period of five years after the declaration is made, penalties may apply for failure to do so.

**Privacy**

The ATO is authorised by the *Taxation Administration Act 1953* to request the provision of tax file numbers (TFNs). The ATO will use the TFNs to identify each partner or beneficiary or entity in our records. It is not an offence not to provide the TFNs. However, you cannot lodge your tax return electronically if you do not quote your TFN.

Taxation law authorises the ATO to collect information and to disclose it to other government agencies. For information about your privacy go to [ato.gov.au/privacy](http://ato.gov.au/privacy)

**The Australian Business Register**

The Commissioner of Taxation, as Registrar of the Australian Business Register, may use the ABN and business details which you provide on this tax return to maintain the integrity of the register.

Please refer to the privacy statement on the Australian Business Register (ABR) website ([www.abr.gov.au](http://www.abr.gov.au)) for further information – it outlines our commitment to safeguarding your details.

**Electronic Funds Transfer – Direct Debit**

Where you have requested an EFT direct debit some of your details will be provided to your financial institution and the Tax Office's sponsor bank to facilitate the payment of your taxation liability from your nominated account.

<u>Tax File Number</u>	<u>Name of partnership, trust, fund or entity</u>	<u>Year</u>
TFN Recorded	Tinderly Super	2021

I authorise my tax agent to electronically transmit this tax return via the electronic lodgment service.

**Important**

Before making this declaration please check to ensure that all income has been disclosed and the tax return is true and correct in every detail. If you are in doubt about any aspect of the tax return, place all the facts before the Tax Office. The tax law provides heavy penalties for false or misleading statements on tax returns.

**Declaration - I declare that:**

- the information provided to my registered tax agent for the preparation of this tax return, including any applicable schedules is true and correct, and
- the agent is authorised to lodge this tax return.

Signature of partner, trustee or director	Date
---	------

**PART B ELECTRONIC FUNDS TRANSFER CONSENT**

This declaration is to be completed when an electronic funds transfer EFT of a refund is requested and the tax return is being lodged through the electronic lodgment service ELS.

This declaration must be signed by the taxpayer prior to the EFT details being transmitted to the Tax Office. If you elect for an EFT, all details below must be completed.

**Important**

Care should be taken when completing EFT details as the payment of any refund, including any family tax benefit, will be made to the account specified.

<u>Agent Ref No.</u>	<u>BSB Number</u>	<u>Account Number</u>	<u>Account Name</u>
24742602	182512	000967552928	Tinderly Super

I authorise the refund to be deposited directly to the account specified.

Signature	Date
-----------	------

**PART D TAX AGENTS CERTIFICATE (SHARED FACILITIES USERS ONLY)**

<u>Client Ref</u>	<u>Agent Ref No.</u>	<u>Contact Name</u>	<u>Contact No.</u>
MCLEC040	24742602	Mora Wealth Accountants Pty Ltd	0893091233

**Declaration - I declare that:**

- I have prepared this tax return and/or family tax benefit tax claim in accordance with the information supplied by the taxpayer
- I have received a declaration made by the taxpayer that the information provided to me for the preparation of this document is true and correct, and
- I am authorised by the taxpayer to lodge this tax return and any applicable schedules that are attached.

Agent's Signature	Date
-------------------	------

## Section A: Fund information

Period start 01/07/2020

Period end 30/06/2021

**1 TAX FILE NUMBER** TFN Recorded

**2 NAME OF SELF-MANAGED SUPERANNUATION FUND (SMSF)** Tinderly Super

**3 AUSTRALIAN BUSINESS NUMBER** 96 948 275 605

**4 CURRENT POSTAL ADDRESS**

Address	Town/City	State	Postcode
PO Box 1792	Malaga	WA	6944

**5 ANNUAL RETURN STATUS**

Is this the first required return for a newly registered SMSF? No

**6 SMSF AUDITOR**

Title Mr

First name Anthony

Other name William

Family name Boys

Suffix

SMSF auditor number 100014140

Contact number 61-410712708

Auditor Address	Town/City	State	Postcode
PO Box 3376	RUNDLE MALL	SA	5000

Date audit was completed **A**

Was part A of the audit report qualified? **B** No

Was part B of the audit report qualified? **C** No

If Part B of the audit report was qualified, have the reported issues been rectified? **D**

**7 ELECTRONIC FUNDS TRANSFER (EFT)**

**A. Fund's financial institution account details**

BSB number 182512

Account number 000967552928

Account name Tinderly Super

I would like my tax refunds made to this account Yes

**C. Electronic service address alias**

**8 STATUS OF SMSF**

Australian superannuation fund? **A** Yes

Fund benefit structure **B** A

Does the fund trust deed allow acceptance of the Government's Super Co-contribution and Low Income Super Contribution? **C** Yes

**9 WAS THE FUND WOUND UP DURING THE YEAR?**

Date fund was wound up

Have all tax lodgment and payment obligations been met?

**10 EXEMPT CURRENT PENSION INCOME**

Did the fund pay retirement phase superannuation income stream benefits to one or more members in the income year? No

Exempt current pension income amount **A**

Which method did you use to calculate your exempt current pension income? **B**

Was an actuarial certificate obtained? **D**

Did the fund have any other income that was assessable? **E**

Choosing 'No' means that you do not have any assessable income, including no-TFN quoted contributions.

Go to Section C: Deductions and non-deductible expenses. **(Do not complete Section B: Income.)**

If you are entitled to claim any tax offsets, you can list these at Section D: Income tax calculation statement.

## Section B: Income

**11 INCOME**

**Prior year losses brought forward**

Net Capital Losses from Collectables

Other Net Capital Losses \$2,550.00

Did you have a CGT event during the year? **G** Yes

Have you applied an exemption or rollover? **M** No

Net capital gain **A** \$7,352.00

**Losses carried forward**

Net Capital Losses from Collectables

Other Net Capital Losses

Gross rent and other leasing and hiring **B**

Gross interest income **C**

Tax file number amounts withheld from gross interest

Forestry managed investment scheme income **X**

Gross foreign income **D1**

Net foreign income **D**

Australian franking credits from a New Zealand company income **E**

Transfers from foreign funds income Number 0 **F**

Gross payments where ABN not quoted **H**

Gross distribution from partnerships income **I**

Unfranked dividends **J**



Franked dividend income amount		<b>K</b>	
Franking credit		<b>L</b>	
Tax file number amounts withheld from dividends			
Gross distribution from trusts income		<b>M</b>	
<b>Assessable contributions</b>	(R1 + R2 + R3 less R6)	<b>R</b>	\$0.00
Assessable employer contributions		<b>R1</b>	
Assessable personal contributions		<b>R2</b>	
No-TFN-quoted contributions		<b>R3</b>	\$0.00
The transfer of liability to a Life Insurance Company or Pooled Superannuation Trust		<b>R6</b>	
Gross payments foreign resident income			
Other income			
<b>Total other income</b>		<b>S</b>	
Assessable income due to a changed tax status of the fund		<b>T</b>	
<b>Net non-arm's length income</b>	(Subject to 47% tax rate U1 + U2 + U3)	<b>U</b>	
Net non-arm's length private company dividends		<b>U1</b>	
Net non-arm's length trust distributions		<b>U2</b>	
Net other non-arm's length income		<b>U3</b>	
<b>Gross income</b>		<b>W</b>	\$7,352.00
Exempt current pension income		<b>Y</b>	
<b>Total assessable income</b>		<b>V</b>	\$7,352.00

## Section C: Deductions and non-deductible expenses

### 12 DEDUCTIONS

		Deductions		Non-Deductible Expenses
Interest expenses within Australia	<b>A1</b>		<b>A2</b>	
Interest expenses overseas	<b>B1</b>		<b>B2</b>	
Capital works expenditure	<b>D1</b>		<b>D2</b>	
Low value pool				
Capital allowance				
Other depreciation				
Decline in value of depreciating assets	<b>E1</b>		<b>E2</b>	
Insurance premiums – members	<b>F1</b>		<b>F2</b>	
SMSF auditor fee	<b>H1</b>	\$330.00	<b>H2</b>	\$0.00
Investment expenses	<b>I1</b>	\$1,187.00	<b>I2</b>	\$0.00
Management and administration expenses	<b>J1</b>	\$1,653.00	<b>J2</b>	\$0.00
Forestry managed investment scheme expense	<b>U1</b>		<b>U2</b>	
Other amounts	<b>L1</b>		<b>L2</b>	
Tax losses deducted	<b>M1</b>	\$1,892.00		
<b>Totals</b>	<b>N</b>	<b>\$5,062.00</b>	<b>Y</b>	<b>\$0.00</b>
<b>Total SMSF expenses</b>		(N + Y)	<b>Z</b>	<b>\$5,062.00</b>
<b>Taxable income or loss</b>		(TOTAL ASSESSABLE INCOME less TOTAL DEDUCTIONS)		<b>O</b> <b>\$2,290.00</b>

## Section D: Income tax calculation statement

### 13 CALCULATION STATEMENT

Taxable income		<b>A</b>	\$2,290.00
Tax on taxable income		<b>T1</b>	\$343.50
Tax on no-TFN-quoted contributions		<b>J</b>	\$0.00
Gross tax		<b>B</b>	\$343.50
Non-refundable non-carry forward tax offsets	(C1 + C2)	<b>C</b>	
Foreign income tax offset		<b>C1</b>	
Rebates and tax offsets		<b>C2</b>	
<b>Subtotal</b>	<b>(B less C – cannot be less than zero)</b>	<b>T2</b>	<b>\$343.50</b>

<b>Non-refundable carry forward tax offsets</b>	(D1 + D2 + D3 + D4)	<b>D</b>	\$0.00
Early stage venture capital limited partnership tax offset		<b>D1</b>	\$0.00
Early stage venture capital limited partnership tax offset carried forward from previous year		<b>D2</b>	\$0.00
Early stage investor tax offset		<b>D3</b>	\$0.00
Early stage investor tax offset carried forward from previous year		<b>D4</b>	\$0.00
<b>Subtotal</b>	<b>(T2 less D – cannot be less than zero)</b>	<b>T3</b>	<b>\$343.50</b>
<b>REFUNDABLE TAX OFFSETS</b>	(E1 + E2 + E3 + E4)	<b>E</b>	\$0.00
Complying fund's franking credits tax offset		<b>E1</b>	\$0.00
No-TFN tax offset		<b>E2</b>	
National rental affordability scheme tax offset		<b>E3</b>	
Exploration credit tax offset		<b>E4</b>	\$0.00
Tax Payable		<b>T5</b>	\$343.50
Section 102AAM interest charge		<b>G</b>	
<b>Eligible credits</b>	(H1 + H2 + H3 + H5 + H6 + H8)	<b>H</b>	\$0.00
Credit for interest on early payments – amount of interest		<b>H1</b>	
Credit for tax withheld – foreign resident withholding (excluding capital gains)		<b>H2</b>	
Credit for tax withheld – where ABN or TFN not quoted (non-individual)		<b>H3</b>	
Credit for TFN amounts withheld from payments from closely held trusts		<b>H5</b>	\$0.00
Credit for interest on no-TFN tax offset		<b>H6</b>	
Credit for amounts withheld from foreign resident capital gains withholding		<b>H8</b>	\$0.00
Tax offset refunds (Remainder of refundable tax offsets)		<b>I</b>	\$0.00
PAYG instalments raised		<b>K</b>	
Supervisory levy		<b>L</b>	\$259.00
Supervisory levy adjustment for wound up funds		<b>M</b>	\$0.00
Supervisory levy adjustment for new funds		<b>N</b>	\$0.00
<b>Amount payable</b>		<b>S</b>	<b>\$602.50</b>

## Section E: Losses

### 14 LOSSES

Tax losses carried forward to later income years	<b>U</b>
Net capital losses carried forward to later income years	<b>V</b>

## Section H: Assets and liabilities

<b>15</b>	<b>ASSETS</b>		
<b>15a</b>	<b>Australian managed investments</b>		
	Listed trusts		<b>A</b>
	Unlisted trusts		<b>B</b>
	Insurance policy		<b>C</b>
	Other managed investments		<b>D</b>
<b>15b</b>	<b>Australian direct investments</b>		
	Cash and term deposits	<b>(\$0.030) + \$461.20 + \$22.60 + (\$69.69)</b>	<b>E</b> \$414.00
	Debt securities		<b>F</b>
	Loans		<b>G</b>
	Listed shares		<b>H</b> \$2,470.00
	Unlisted shares		<b>I</b> \$1,200.00
	<b>Limited recourse borrowing arrangements</b>		<b>J</b>
	Australian residential real property		<b>J1</b>
	Australian non-residential real property		<b>J2</b>
	Overseas real property		<b>J3</b>
	Australian shares		<b>J4</b>
	Overseas shares		<b>J5</b>
	Other		<b>J6</b>
	Property Count		<b>J7</b>
	Non-residential real property		<b>K</b>
	Residential real property		<b>L</b>
	Collectables and personal use assets		<b>M</b>
	Other assets		<b>O</b> \$6,651.00
<b>15c</b>	<b>Other investments</b>		
	Crypto-Currency		<b>N</b> \$24,899.00
<b>15d</b>	<b>Overseas direct investments</b>		
	Overseas shares		<b>P</b> \$64,807.00
	Overseas non-residential real property		<b>Q</b>
	Overseas residential real property		<b>R</b>
	Overseas managed investments		<b>S</b>
	Other overseas assets		<b>T</b>
	<b>Total Australian and overseas assets</b>		<b>U</b> <b>\$100,441.00</b>
<b>15e</b>	<b>In-house assets</b>		
	Did the fund have a loan to, lease to or investment in, related parties (known as in-house assets) at the end of the income year?		<b>A</b>

**15f** Limited recourse borrowing arrangements

If the fund had an LRBA were the LRBA borrowings from a licensed financial institution?	<b>A</b>
Did the members or related parties of the fund use personal guarantees or other security for the LRBA?	<b>B</b>

**16** LIABILITIES

<b>Borrowings</b>	<b>V</b>	
Borrowings for limited recourse borrowing arrangements	<b>V1</b>	
Permissible temporary borrowings	<b>V2</b>	
Other borrowings	<b>V3</b>	
Total member closing account balances	<b>W</b>	\$100,097.00
Reserve accounts	<b>X</b>	
Other liabilities	<b>Y</b>	\$344.00
<b>Total liabilities</b>	<b>Z</b>	<b>\$100,441.00</b>

**17** TAXATION OF FINANCIAL ARRANGEMENTS (TOFA)

<b>Total TOFA gains</b>	<b>H</b>
<b>Total TOFA losses</b>	<b>I</b>

**Section J: Other information**

## FAMILY TRUST ELECTION STATUS

Select the income year of the election	<b>A</b>
Family trust election revocation/variation code	<b>B</b>

## INTERPOSED ENTITY ELECTION STATUS

Select the earliest income year elected	<b>C</b>
Interposed entity election revocation code	<b>D</b>

**Section K : Declarations**

## PREFERRED TRUSTEE OR DIRECTOR CONTACT DETAILS

Title	Mrs
First name	Christie
Other name	Helen
Family name	McLennan
Suffix	
Non-individual trustee name	Tinderly Consulting Pty Ltd
ABN of non-individual trustee	
Contact number	04 12496226
Email address	christiemclennan@gmail.com

**TAX AGENT'S CONTACT DETAILS**

Practice name	Mora Wealth Accountants Pty Ltd
Title	Mr
First name	Alex
Other name	
Family name	Mora
Suffix	
Contact number	08 93091233

**HOURS TAKEN TO PREPARE AND COMPLETE THIS RETURN**

**Member 1 — McLennan, Christie Helen (TFN Recorded)**

Account status	Open
Tax File Number	TFN Recorded
<b>INDIVIDUAL NAME</b>	
Title	Mrs
Given name	Christie
Other given names	Helen
Family name	McLennan
Suffix	
Date of birth	12 Jan 1978
Date of death	
<b>CONTRIBUTIONS</b>	
Opening account balance	\$89,911.22
Employer contributions	<b>A</b>
Principal Employer ABN	<b>A1</b>
Personal contributions	<b>B</b> \$11,486.39
CGT small business retirement exemption	<b>C</b>
CGT small business 15 year exemption	<b>D</b>
Personal injury election	<b>E</b>
Spouse and child contributions	<b>F</b>
Other third party contributions	<b>G</b>
Proceeds from primary residence disposal	<b>H</b>
Receipt date	<b>H1</b>
Assessable foreign superannuation fund amount	<b>I</b>
Non-assessable foreign superannuation fund amount	<b>J</b>
Transfer from reserve: assessable amount	<b>K</b>
Transfer from reserve: non-assessable amount	<b>L</b>
Contributions from non-complying funds and previously non-complying funds	<b>T</b>
Any other contributions (including Super Co-contributions and Low Income Super Contributions)	<b>M</b>
<b>Total Contributions</b>	<b>N</b> <b>\$11,486.39</b>

**OTHER TRANSACTIONS**

Allocated earnings or losses	<b>O</b>	(\$1,300.38)
Inward rollovers and transfers	<b>P</b>	
Outward rollovers and transfers	<b>Q</b>	
TRIS Count		
Accumulation phase account balance	<b>S1</b>	\$100,097.23
Retirement phase account balance - Non CDBIS	<b>S2</b>	
Retirement phase account balance - CDBIS	<b>S3</b>	
Accumulation phase value	<b>X1</b>	
Retirement phase value	<b>X2</b>	
Outstanding Limited recourse borrowing arrangement	<b>Y</b>	
Lump Sum payment	<b>R1</b>	
Income stream payment	<b>R2</b>	
<b>Closing account balance</b>	<b>S</b>	<b>\$100,097.23</b>



# Capital Gains Tax Schedule

1 CURRENT YEAR CAPITAL GAINS AND CAPITAL LOSSES	Capital gains	Capital losses
Shares in companies listed on an Australian securities exchange	A \$138.00	K
Other shares	B	L
Units in unit trusts listed on an Australian securities exchange	C	M
Other units	D	N
Real estate situated in Australia	E	O
Other real estate	F	P
Amount of capital gains from a trust (including a managed fund)	G	
Collectables	H	Q
Other CGT assets and any other CGT events	I \$13,296.00	R \$3,486.00
Amount of capital gain previously deferred under transitional CGT relief for superannuation funds	S \$0.00	
<b>Total current year</b>	<b>J \$13,434.00</b>	<b>A \$3,486.00</b>
<b>2 CAPITAL LOSSES</b>		
Total current year capital losses applied		B \$3,486.00
Total prior year net capital losses applied		C \$2,549.00
Total capital losses transferred in applied (only for transfers involving a foreign bank branch or permanent establishment of a foreign financial entity)		D
Total capital losses applied		E \$6,035.00
<b>3 UNAPPLIED NET CAPITAL LOSSES CARRIED FORWARD</b>		
Net capital losses from collectables carried forward to later income years		A
Other net capital losses carried forward to later income years		B
<b>4 CGT DISCOUNT</b>		
Total CGT discount applied		A \$47.00
<b>5 CGT CONCESSIONS FOR SMALL BUSINESS</b>		
Small business active asset reduction		A
Small business retirement exemption		B
Small business rollover		C
Total small business concessions applied		D \$0.00
<b>6 NET CAPITAL GAIN</b>		
		A \$7,352.00
1J less 2E less 4A less 5D (cannot be less than zero). Amount will appear at label A, Net capital gain on your tax return		
<b>7 EARNOUT ARRANGEMENTS</b>		
Income year earnout right created		F
Amended net capital gain or capital losses carried forward		G

**8 OTHER CGT INFORMATION REQUIRED (IF APPLICABLE)**

Small business 15 year exemption – exempt capital gains	<b>A</b>
Capital gains disregarded by a foreign resident	<b>B</b>
Capital gains disregarded as a result of a scrip for scrip rollover	<b>C</b>
Capital gains disregarded as a result of an inter-company asset rollover	<b>D</b>
Capital gains disregarded by a demerging entity	<b>E</b>

# Losses worksheet

<b>1 TAX LOSSES CARRIED FORWARD FROM PRIOR INCOME YEARS</b>	
2019-2020	\$1,892.00
<b>Total</b>	<b>\$1,892.00</b>
<b>2 LOSSES RECONCILIATION</b>	
Balance of tax losses brought forward from the prior income year	\$1,892.00
<b>SUBTRACT</b> Tax losses deducted	\$1,892.00
<b>Total tax losses carried forward to later income years</b>	<b>\$0.00</b>

## Worksheets

### 12 DEDUCTIONS

#### H SMSF auditor fee

Description	Deductible	Non deductible
Imported from SF360	\$330.00	\$0.00
<b>Total</b>	<b>\$330.00</b>	<b>\$0.00</b>

#### I Investment Expenses

Description	Deductible	Non deductible
Imported from SF360	\$1,187.00	\$0.00
<b>Total</b>	<b>\$1,187.00</b>	<b>\$0.00</b>

#### J Management and administration expenses

Description	Deductible	Non deductible
Imported from SF360	\$1,653.00	\$0.00
<b>Total</b>	<b>\$1,653.00</b>	<b>\$0.00</b>

**13** CALCULATION STATEMENT**D1** Early stage venture capital limited partnership tax offset

Description	Amount
Imported from SF360	\$0.00
<b>Total</b>	<b>\$0.00</b>

**D2** Early stage venture capital limited partnership tax offset carried forward from previous year

Description	Amount
Imported from SF360	\$0.00
<b>Total</b>	<b>\$0.00</b>

**D3** Early stage investor tax offset

Description	Amount
Imported from SF360	\$0.00
<b>Total</b>	<b>\$0.00</b>

**D4** Early stage investor tax offset carried forward from previous year

Description	Amount
Imported from SF360	\$0.00
<b>Total</b>	<b>\$0.00</b>

**H5** Credit for TFN amounts withheld from payments from closely held trusts

Description	Amount
Imported from SF360	\$0.00
<b>Total</b>	<b>\$0.00</b>

**H8** Credit for amounts withheld from foreign resident capital gains withholding

Description	Amount
Imported from SF360	\$0.00
<b>Total</b>	<b>\$0.00</b>

**15** ASSETS**15b** AUSTRALIAN DIRECT INVESTMENTS**E** Cash and term deposits

Description	Amount
Imported from SF360	\$414.00
<b>Total</b>	<b>\$414.00</b>

**H** Listed shares

Description	Amount
Imported from SF360	\$2,470.00
<b>Total</b>	<b>\$2,470.00</b>

I Unlisted shares

Description	Amount
Imported from SF360	\$1,200.00
<b>Total</b>	<b>\$1,200.00</b>

 O Other assets

Description	Amount
Imported from SF360	\$6,651.00
<b>Total</b>	<b>\$6,651.00</b>

 15c OTHER INVESTMENTS N Crypto-currency

Description	Amount
Imported from SF360	\$24,899.00
<b>Total</b>	<b>\$24,899.00</b>

 15d OVERSEAS DIRECT INVESTMENTS P Overseas shares

Description	Amount
Imported from SF360	\$64,807.00
<b>Total</b>	<b>\$64,807.00</b>

 16 LIABILITIES Y Other liabilities

Description	Amount
Imported from SF360	\$344.00
<b>Total</b>	<b>\$344.00</b>

**W - WORKING PAPER**

# Tinderly Super Contributions Breakdown Report



For The Period 01 July 2020 - 30 June 2021

## Summary

Member	D.O.B	Age (at 30/06/2020)	Total Super Balance (at 30/06/2020) *1	Concessional	Non-Concessional	Other	Reserves	Total
McLennan, Christie	Provided	42	89,911.22	0.00	11,486.39	0.00	0.00	11,486.39
<b>All Members</b>				<b>0.00</b>	<b>11,486.39</b>	<b>0.00</b>	<b>0.00</b>	<b>11,486.39</b>

\*1 TSB can include information external to current fund's transaction records. The amount is per individual across all funds.

## Contribution Caps

Member	Contribution Type	Contributions	Cap	Current Position
McLennan, Christie	Concessional (5 year carry forward cap available)	0.00	75,000.00	75,000.00 Below Cap
	Non-Concessional	11,486.39	100,000.00	88,513.61 Below Cap

## Carry Forward Unused Concessional Contribution Cap

Member	2016	2017	2018	2019	2020	2021	Current Position
McLennan, Christie							
Concessional Contribution Cap	30,000.00	30,000.00	25,000.00	25,000.00	25,000.00	25,000.00	
Concessional Contribution	0.00	0.00	0.00	0.00	0.00	0.00	
Unused Concessional Contribution	0.00	0.00	0.00	25,000.00	25,000.00	25,000.00	
Cumulative Carry Forward Unused	N/A	N/A	N/A	0.00	25,000.00	50,000.00	
Maximum Cap Available	30,000.00	30,000.00	25,000.00	25,000.00	50,000.00	75,000.00	75,000.00 Below Cap
Total Super Balance	0.00	0.00	0.00	0.00	70,665.11	89,911.22	

## NCC Bring Forward Caps

Member	Bring Forward Cap	2018	2019	2020	2021	Total	Current Position
McLennan, Christie	N/A	0.00	0.00	0.00	11,486.39	N/A	Bring Forward Not Triggered



**McLennan, Christie**

Date	Transaction Description	Ledger Data				SuperStream Data					
		Contribution Type	Concessional	Non-Concession	Other	Reserves	Contribution	Employer	Concessional	Non-Concess	Other
29/11/2020	Purchase of CRU	Personal - Non-Concessional		910.00							
30/06/2021	To bring the crypto reconciliation account to nil	Personal - Non-Concessional		10,576.39							
<b>Total - McLennan, Christie</b>			<b>0.00</b>	<b>11,486.39</b>	<b>0.00</b>	<b>0.00</b>			<b>0.00</b>	<b>0.00</b>	<b>0.00</b>
<b>Total for All Members</b>			<b>0.00</b>	<b>11,486.39</b>	<b>0.00</b>	<b>0.00</b>					

# Tinderly Super General Ledger



As at 30 June 2021

Transaction Date	Description	Units	Debit	Credit	Balance \$
<b>Interest Received (25000)</b>					
<u>Macquarie Cash Management Acc 2928 (MBL2928)</u>					
31/07/2020	MACQUARIE CMA INTEREST PAID			0.04	0.04 CR
				<b>0.04</b>	<b>0.04 CR</b>
<b>Other Income (26700)</b>					
<u>Other Income (26700)</u>					
19/02/2021	RECEIVE GAS			0.45	0.45 CR
16/03/2021	RECEIVE GAS			0.29	0.74 CR
16/03/2021	RECEIVE VTHO			0.23	0.97 CR
26/04/2021	RECEIVE VTHO			0.44	1.41 CR
15/05/2021	RECEIVE VTHO			0.41	1.82 CR
28/06/2021	RECEIVE VTHO			0.35	2.17 CR
				<b>2.17</b>	<b>2.17 CR</b>
<b>Total Debits:</b>	<b>0.00</b>				
<b>Total Credits:</b>	<b>2.21</b>				

# Tinderly Super General Ledger



As at 30 June 2021

Transaction Date	Description	Units	Debit	Credit	Balance \$
<b>Accountancy Fees (30100)</b>					
<u>Accountancy Fees (30100)</u>					
06/05/2021	TRANSACT FUNDS TFR TO MORA WEALTH ACCOUN		227.00		227.00 DR
07/05/2021	TRANSACT FUNDS TFR TO Mora Wealth Accoun		300.00		527.00 DR
12/05/2021	TRANSACT FUNDS TFR TO MORA WEALTH ACCOUN		320.00		847.00 DR
14/06/2021	TRANSACT FUNDS TFR TO Mora Wealth Accoun		242.00		1,089.00 DR
			<b>1,089.00</b>		<b>1,089.00 DR</b>
<b>ATO Supervisory Levy (30400)</b>					
<u>ATO Supervisory Levy (30400)</u>					
26/04/2021	BPAY TO TAX OFFICE PAYMENTS		259.00		259.00 DR
			<b>259.00</b>		<b>259.00 DR</b>
<b>Auditor's Remuneration (30700)</b>					
<u>Auditor's Remuneration (30700)</u>					
30/04/2021	TRANSACT FUNDS TFR TO MORA WEALTH ACCOUN		330.00		330.00 DR
			<b>330.00</b>		<b>330.00 DR</b>
<b>ASIC Fees (30800)</b>					
<u>ASIC Fees (30800)</u>					
21/01/2021	BPAY TO ASIC 613.00 890.60 CR		273.00		273.00 DR
			<b>273.00</b>		<b>273.00 DR</b>
<b>Bank Charges (31500)</b>					
<u>Bank Charges (31500)</u>					
01/07/2020	To reconciled opening Balance		32.00		32.00 DR
			<b>32.00</b>		<b>32.00 DR</b>
<b>Investment Expenses (37500)</b>					
<u>Investment Expenses (6201454011)</u>					
30/06/2021	Cost and Transfer Fees - Koinly Report		177.73		177.73 DR
			<b>177.73</b>		<b>177.73 DR</b>
<u>Coinspot Cryptocurrency Account (COINS)</u>					
25/11/2020	TRANSACT FUNDS TFR TO SHARON A FAIRFULL		910.00		910.00 DR
			<b>910.00</b>		<b>910.00 DR</b>
<u>IG Market Trading Account (IGM)</u>					
16/10/2020	Subscription Fee		50.00		50.00 DR
14/01/2021	Subscrption Fee		50.00		100.00 DR
			<b>100.00</b>		<b>100.00 DR</b>
<b>Fines (38200)</b>					
<u>Fines (38200)</u>					
21/01/2021	BPAY TO ASIC 613.00 890.60 CR		340.00		340.00 DR
			<b>340.00</b>		<b>340.00 DR</b>

**Total Debits: 3,510.73**

**Total Credits: 0.00**

# Tinderly Super General Ledger



As at 30 June 2021

Transaction Date	Description	Units	Debit	Credit	Balance \$
<b>Income Tax Payable/Refundable (85000)</b>					
<u>Income Tax Payable/Refundable (85000)</u>					
01/07/2020	Opening Balance				54.45 CR
26/04/2021	BPAY TO TAX OFFICE PAYMENTS				54.45 CR
30/06/2021	To bring the correct balance of Income Tax		54.45		0.00 DR
30/06/2021	Create Entries - Income Tax Expense - 30/06/2021			343.50	343.50 CR
			<b>54.45</b>	<b>343.50</b>	<b>343.50 CR</b>

**Total Debits: 54.45**

**Total Credits: 343.50**

## **S - SOURCE DOCUMENTS**

**Macquarie Bank Limited**

ABN 46 008 583 542 | AFS Licence Number 237502

Macquarie Banking and Financial Services Group, a Member of the Macquarie Group

**Office address**

1 Shelley Street, Sydney NSW 2000

**Client service**

1800 806 310  
transact@macquarie.com

**Postal address**

GPO Box 2520, Sydney NSW 2001

**Financial services professionals**

1800 808 508  
adviser@macquarie.com

Offices also in Melbourne, Brisbane, Perth and Adelaide.

**Fax** 1800 550 140

Visit us online at [macquarie.com.au](http://macquarie.com.au)

TINDERLY  
TINDERLYWEALTH@GMAIL.COM



25 May 2022

**BSB:** 182-512

**Account Number:** 000967552928

**Account Name:**

TINDERLY CONSULTING PTY LTD ATF  
TINDERLY SUPER

**Account open date:** 29 October 2019

The following balances and interest details are provided for the above account for the 2020 - 2021 financial year:

---

<b>Account balance as at 30/06/2021</b>	<b>\$22.60</b>
<b>Gross income paid during 2020 - 2021 financial year</b>	<b>\$0.04</b>

---

If you would like any further information regarding the above, please contact your financial services professional or Macquarie on **1800 806 310**.

This information has been prepared by Macquarie Bank Limited ABN 46 008 583 542 for general information purposes only, without taking into account any potential investors' personal objectives financial situations or needs. Before acting on this general information, you must consider its appropriateness having regard to your own objectives, financial situations and needs. All potential investors should obtain financial, legal and taxation information before making any decision regarding a particular financial product.

# TAX INVOICE

Tinderly Super

**Invoice Date**  
23 Apr 2021

**Invoice Number**  
INV-4092

**Reference**  
MCLEC040

**ABN**  
26 167 776 025

Mora Wealth  
Accountants  
PO Box 1389  
WANGARA DC WA  
6983

Description	Quantity	Unit Price	GST	Amount AUD
In relation to taxation for year ended 30 June 2020 including, taking instructions for preparation of income tax return; preparation of Operating Statement and Statement of Financial Position; revaluing all investments as at 30 June 2020, allocation of earnings, contributions and tax expense to the members, presenting information in correct form for inclusion in taxation return, preparing and lodging income tax return, checking assessments and forwarding on to you.  Preparing Trustee minutes and representations.	1.00	770.00	10%	770.00
<b>Accountancy Fees = \$770 + GST \$77 = \$847</b>				
TO PROFESSIONAL SERVICES:	1.00	300.00	10%	300.00
In relation to the audit of the superannuation fund for the year ended 30 June 2020 .				
<b>Audit Fees = \$300 + GST \$30 = \$330</b>				
Subtotal				1,070.00
TOTAL GST 10%				107.00
<b>TOTAL AUD</b>				<b>1,177.00</b>

## Due Date: 30 Apr 2021

Direct Transfers can be made online to  
Bank: Westpac Bank  
BSB: 036-022  
Account Number: 243-032

For Credit Card payments  
Please provide the following Credit Card information

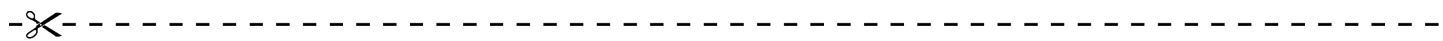
Card Number \_\_\_\_\_/\_\_\_\_\_/\_\_\_\_\_/\_\_\_\_\_

Expiry Date: \_\_\_\_\_ / \_\_\_\_\_



CCV: \_\_\_\_\_

Name on Card: \_\_\_\_\_



# PAYMENT ADVICE

To: Mora Wealth Accountants  
PO Box 1389  
WANGARA DC WA 6983

Customer	Tinderly Super
Invoice Number	INV-4092
Amount Due	<b>1,177.00</b>
Due Date	30 Apr 2021

**Amount Enclosed**

\_\_\_\_\_

Enter the amount you are paying above

# TAX INVOICE

Tinderly Consulting Pty Ltd

**Invoice Date**  
1 Jul 2020

**Invoice Number**  
INV-3369

**ABN**  
26 167 776 025

Mora Wealth  
Accountants  
PO Box 1095  
BENTLEY DC WA 6983

Description	Quantity	Unit Price	GST	Amount AUD
In relation to acting as your ASIC agent and ensuring compliance with corporate statutory requirements and Corporation Law, including the preparation of the solvency resolution and reviewing Australian Securities and Investments Commission company statement for the year 2021.	1.00	220.00	10%	220.00
			Subtotal	220.00
			TOTAL GST 10%	22.00
			<b>TOTAL AUD</b>	<b>242.00</b>

## Due Date: 8 Jul 2020

Direct Transfers can be made online to  
Bank: Westpac Bank  
BSB: 036-022  
Account Number: 243-032

## PAYMENT ADVICE

To: Mora Wealth Accountants  
PO Box 1095  
BENTLEY DC WA 6983

**Customer** Tinderly Consulting Pty Ltd  
**Invoice Number** INV-3369  
**Amount Due** **242.00**  
**Due Date** 8 Jul 2020

**Amount Enclosed**

Enter the amount you are paying above

Inquires 1300 300 630

Issue date 25 Sep 20

# Company Statement

Extract of particulars - s346A(1) Corporations Act 2001

CORPORATE KEY: **86692479**

## Check this statement carefully

You are legally obligated to ensure that all your company details listed on this company statement are complete and correct. This is required under s346C (1) and/or s346B and s346C (2) of the *Corporations Act 2001*.

You must check this statement carefully and inform ASIC of any changes or corrections immediately. **Do not return this statement.** You must notify ASIC within 28 days after the date of change, and within 28 days after the date of issue of your annual company statement. Late lodgement of changes will result in late fees. These requirements do not apply to the **Additional company information**.

ACN 602 028 839  
FOR TINDERLY CONSULTING PTY LTD

REVIEW DATE: **25 September 20**

## You must notify ASIC of any changes to company details — Do not return this statement



To make changes to company details or amend incorrect information

- go to [www.asic.gov.au/changes](http://www.asic.gov.au/changes)
- log in to our online services and make the required updates
- first time users will need to use the corporate key provided on this company statement



Phone if you've already notified ASIC of changes but they are not shown correctly in this statement.  
Ph: 1300 300 630



Use your agent.

## Company Statement

These are the current company details held by ASIC. You must check this statement carefully and inform ASIC of any changes or corrections immediately. Late fees apply. **Do not return this statement.**

**1 Registered office**  
24 FLETCHER STREET APPLECROSS WA 6153

**2 Principal place of business**  
24 FLETCHER STREET APPLECROSS WA 6153

**3 Officeholders**

Name: CHRISTIE HELEN MCLENNAN  
Born: HOBART TAS  
Date of birth: 12/01/1978  
Address: 24 FLETCHER STREET APPLECROSS WA 6153  
Office(s) held: DIRECTOR, APPOINTED 25/09/2014

### 4 Company share structure

Share class	Shares description	Number issued	Total amount paid on these shares	Total amount unpaid on these shares
ORD	ORDINARY SHARES	60	\$60.00	\$0.00

**5 Members**

These details continue on the next page

TINDERLY CONSULTING PTY LTD ACN 602 028 839

Page 1 of 2

## Company statement continued

Name: CHRISTIE HELEN MCLENNAN

Address: 24 FLETCHER STREET APPLECROSS WA 6153

Share Class	Total number held	Fully paid	Beneficially held
ORD	60	Yes	Yes

You must notify ASIC within 28 days of the date of change, and within 28 days of the issue date of the annual company statement. Late lodgement of changes will result in late fees.

## End of company statement

This concludes the information to which the company must respond (if incorrect) under s346C of the *Corporations Act 2001*.

## Additional company information

This information is optional under the *Corporations Act 2001*. Late lodgement fees or late review fees do not apply to this information. To add, remove or change a contact address, see [www.asic.gov.au/addresses](http://www.asic.gov.au/addresses).

### 6 Contact address for ASIC use only

Registered agent name: MORA WEALTH ACCOUNTANTS PTY LTD  
Registered agent number: 40088  
Address: PO BOX 1095 BENTLEY DC WA 6983



**ASIC**  
Australian Securities & Investments Commission

ABN 86 768 265 615

**Inquiries**  
www.asic.gov.au/invoices  
1300 300 630

TINDERLY CONSULTING PTY LTD  
MORA WEALTH ACCOUNTANTS PTY LTD  
PO BOX 1095 BENTLEY DC WA 6983

**INVOICE STATEMENT**

Issue date 25 Sep 20

**TINDERLY CONSULTING PTY LTD**

ACN 602 028 839

Account No. 22 602028839

**Summary**

Opening Balance	\$0.00
New items	\$273.00
Payments & credits	\$0.00
<b>TOTAL DUE</b>	<b>\$273.00</b>

- Amounts are not subject to GST. (Treasurer's determination - exempt taxes, fees and charges).
- Payment of your annual review fee will maintain your registration as an Australian company.

*Transaction details are listed on the back of this page*

**Please pay**

Immediately	<b>\$0.00</b>
By 25 Nov 20	<b>\$273.00</b>

*If you have already paid please ignore this invoice statement.*

- Late fees will apply if you do NOT
  - tell us about a change during the period that the law allows
  - bring your company or scheme details up to date within 28 days of the date of issue of the annual statement, or
  - pay your review fee within 2 months of the annual review date.
- Information on late fee amounts can be found on the ASIC website.



**ASIC**  
Australian Securities & Investments Commission

**PAYMENT SLIP**

**TINDERLY CONSULTING PTY LTD**

ACN 602 028 839

Account No: 22 602028839




22 602028839

<b>TOTAL DUE</b>	<b>\$273.00</b>
Immediately	<b>\$0.00</b>
By 25 Nov 20	<b>\$273.00</b>

*Payment options are listed on the back of this payment slip*



**Bill Code:** 17301  
**Ref:** 2296020288397



\*814 129 0002296020288397 45

# Transaction details:

page 2 of 2

	<b>Transactions for this period</b>	<b>ASIC reference</b>	<b>\$ Amount</b>
2020-09-25	Annual Review - Pty Co	3X5295366480B A	\$273.00
	<b>Outstanding transactions</b>		
2020-09-25	Annual Review - Pty Co	3X5295366480B A	\$273.00

## PAYMENT OPTIONS



Billpay Code: 8929  
Ref: 2296 0202 8839 745

### Australia Post

Present this payment slip. Pay by cash, cheque or EFTPOS

### Phone

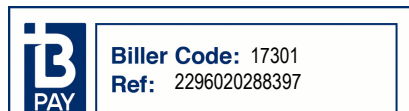
Call 13 18 16 to pay by Mastercard or Visa

### On-line

Go to [postbillpay.com.au](http://postbillpay.com.au) to pay by Mastercard or Visa

### Mail

Mail this payment slip and cheque (do not staple) to ASIC,  
Locked Bag 5000, Gippsland Mail Centre VIC 3841



**Bill Code:** 17301  
**Ref:** 2296020288397

### Telephone & Internet Banking – BPAY®

Contact your bank or financial institution to make this payment from your cheque, savings, debit, credit card or transaction account. More info: [www.bpay.com.au](http://www.bpay.com.au)



CoinSpot

Casey Block Services  
ABN: 19 619 574 186

## End of Financial Year Statement 2021

Coin Balances as at 30/06/2021  
All listed AUD rates are approximate

User: tinderlywealth@gmail.com

Tinderly Super  
ABN: 96948275605  
85 Murdoch Drive  
Singleton WA 6175

### Balance Summary

Coin	Coin Balance	Rate (AUD)	Total (AUD)
AUD	\$-0.03	1	\$-0.03
ADA	215.9879421	1.81847018	392.76763195
ATOM	0.65553781	15.82618969	10.37466573
AUS	0.66445182	76.82201401	51.04452703
BSV	0.03356435	203.29500182	6.82346459
BCN	1	0.00059381	0.00059381
BNB	0.25742675	399.22682094	102.77166303
BTC	0.02246533	47001.03848961	1,055.89384001
CAKE	6.38350085	18.14170421	115.80758424
CHZ	122.39048193	0.33652744	41.18775556
COTI	43.09638938	0.20112496	8.66775959
CRPT	200	0.21197469	42.39493800
CRV	14.40524827	2.39000281	34.42858384
DOGE	1240.38164406	0.3396838	421.33755030

Coin	Coin Balance	Rate (AUD)	Total (AUD)
DOT	2.00883888	21.31403094	42.81645404
EMC2	110.19210892	0.09729215	10.72082719
EOS	7.05185463	5.46575077	38.54367987
ETH	0.03348129	2936.80677885	98.32807944
FIL	1.39278442	81.4237208	113.40568975
GAME	104.1519059	0.17484387	18.21032230
GAS	0.09767038	8.30837358	0.81148200
GXC	38.82698405	0.62099817	24.11148604
SNX	38.3125384	9.46506914	362.63082488
JST	2163.94914444	0.06666679	144.26354318
KAI	1196.54437983	0.05573374	66.68789336
LTC	0.68623517	192.11486479	131.83597690
MKR	0.01559061	3198.29188638	49.86332147
POLK	11.69590643	0.27177836	3.17869427
POLY	143.59810909	0.23312516	33.47633216
PUNDIX	89.60236482	1.48529375	133.08583245
RDD	20022.02422663	0.00282007	56.46350986
RVN	309.73752841	0.07520167	23.29277940
SHIB	1000000	0.00001159	11.59000000
SHR	328.19885785	0.03084892	10.12458031
SOL	1.74782516	44.70080767	78.12919632
XLM	236.9071621	0.37318825	88.41096924
SXP	47.99069939	2.67435162	128.34400466
TEL	287.00993054	0.03517846	10.09656736
TFUEL	539.51866302	0.54427203	293.64491794
THETA	28.54366483	9.27283489	264.68069112
USDT	261.16964242	1.35386216	353.58769621
VET	5491.6362	0.1175026	645.28153175
VITE	177.45976987	0.06821654	12.10569149
VRA	425.62247286	0.01659349	7.06256225
VTHO	98.13302064	0.00885828	0.86928977
WRX	18.1041317	1.59850532	28.93955084



Coin	Coin Balance	Rate (AUD)	Total (AUD)
XRP	175.19210171	0.92075035	161.30818897

## Fee Summary

Fees	Gross (AUD)
Buy Fees	\$255.87
Sell Fees	\$337.24

## Transaction History

Date	Type	Coin	Amount	Fee (AUD)	Total (AUD)
02/06/2021 05:29 PM	Sell	CAKE/AUD	10.59322033898305	\$2.52525253	\$250
21/05/2021 06:07 PM	Buy	USDT/AUD	261.16964242	\$3.43415842	\$346.85
13/05/2021 12:13 PM	Buy	EOS/AUD	7.05185463	\$1.03960396	\$105
13/05/2021 12:12 PM	Buy	DOGE/AUD	678.20864749	\$3.96039604	\$400
13/05/2021 11:54 AM	Sell	CRV/AUD	100.23421063078084	\$5.1010101	\$505
12/05/2021 11:53 PM	Buy	GXC/AUD	38.82698405	\$0.82633663	\$83.46
12/05/2021 03:05 PM	Buy	TEL/AUD	287.00993054	\$0.1980198	\$20
12/05/2021 03:05 PM	Buy	VRA/AUD	425.62247286	\$0.1980198	\$20
12/05/2021 03:04 PM	Buy	POLK/AUD	11.69590643	\$0.1980198	\$20
12/05/2021 02:53 PM	Sell	YFI/AUD	0.00122033	\$1.34875001	\$133.53
11/05/2021 01:29 AM	Buy	XLM/AUD	104.04766215	\$0.99009901	\$100
11/05/2021 01:05 AM	Buy	LTC/AUD	0.19542318	\$0.99009901	\$100
11/05/2021 01:04 AM	Buy	LTC/AUD	0.49081199	\$2.47524752	\$250
11/05/2021 01:00 AM	Buy	SHIB/AUD	1000000	\$0.38613861	\$39
07/05/2021 12:34 AM	Sell	ADA/AUD	168.8074668847981	\$3.53535354	\$350
06/05/2021 12:11 PM	Sell	XRP/AUD	100	\$2.20170101	\$217.97
06/05/2021 12:03 PM	Sell	EOS/AUD	23.8881075	\$2.73694976	\$270.96
06/05/2021 12:01 PM	Sell	EOS/AUD	27.20037905044354	\$3.13131313	\$310
01/05/2021 07:27 PM	Buy	SXP/AUD	2.99069939	\$0.20821782	\$21.03
30/04/2021 01:08 AM	Buy	VET/AUD	158.45851556	\$0.3960396	\$40

Date	Type	Coin	Amount	Fee (AUD)	Total (AUD)
28/04/2021 04:27 PM	Buy	COTI/AUD	43.09638938	\$0.1980198	\$20
28/04/2021 02:43 AM	Buy	ATOM/AUD	0.65553781	\$0.1980198	\$20
28/04/2021 02:32 AM	Buy	SOL/AUD	1.74782516	\$1	\$101
28/04/2021 02:31 AM	Sell	YFI/AUD	0.0032323341570828323	\$2.04070707	\$202.03
28/04/2021 02:27 AM	Buy	MKR/AUD	0.01559061	\$0.93069307	\$94
28/04/2021 02:20 AM	Buy	VET/AUD	1046.90117252	\$2.97029703	\$300
28/04/2021 02:20 AM	Sell	JST/AUD	2110.623677025493	\$3.47474747	\$344
28/04/2021 02:10 AM	Sell	SHR/AUD	612.5349144901259	\$0.50505051	\$50
28/04/2021 02:05 AM	Buy	VET/AUD	1758.08720112	\$4.95049505	\$500
28/04/2021 02:05 AM	Sell	XRP/AUD	276.68242280837086	\$5.05050505	\$500
25/04/2021 01:04 AM	Buy	XRP/AUD	70.51498951	\$0.98009901	\$98.99
23/04/2021 06:50 PM	Buy	POLY/AUD	143.59810909	\$0.4950495	\$50
23/04/2021 06:49 PM	Buy	EMC2/AUD	110.19210892	\$0.4950495	\$50
23/04/2021 06:43 PM	Buy	DOGE/AUD	326.99828652	\$0.99009901	\$100
22/04/2021 12:22 AM	Buy	CRPT/AUD	200	\$1.00009901	\$101.01
09/04/2021 04:24 PM	Buy	KAI/AUD	1196.54437983	\$1.98019802	\$200
05/04/2021 06:15 PM	Buy	RDD/AUD	20022.02422663	\$1.98019802	\$200
05/04/2021 04:00 AM	Buy	VITE/AUD	177.45976987	\$0.4950495	\$50
05/04/2021 03:39 AM	Buy	WRX/AUD	18.1041317	\$0.99009901	\$100
05/04/2021 12:36 AM	Buy	AUS/AUD	0.66445182	\$0.4950495	\$50
02/04/2021 12:49 PM	Buy	NPXS/AUD	49319.39238508	\$4.95049505	\$500

Date	Type	Coin	Amount	Fee (AUD)	Total (AUD)
01/04/2021 12:08 AM	Sell	FIL/AUD	6.90321689907497	\$15.15151515	\$1,500
29/03/2021 03:00 AM	Buy	BTC/AUD	0.0026381	\$1.98019802	\$200
29/03/2021 02:59 AM	Sell	THETA/AUD	12.016997081011324	\$2.02020202	\$200
29/03/2021 02:58 AM	Buy	BTC/AUD	0.00147069	\$1.1019802	\$111.3
19/03/2021 02:41 AM	Buy	USDT/AUD	1650	\$21.50940594	\$2,172.45
17/03/2021 08:31 PM	Sell	ETH/AUD	1	\$23.06818182	\$2,283.75
15/03/2021 11:59 AM	Buy	ETH/AUD	0.30527571	\$7.56990099	\$764.56
15/03/2021 11:58 AM	Sell	POLY/AUD	1155.05451857	\$7.63562207	\$755.93
14/03/2021 07:18 PM	Buy	SHR/AUD	940.73377234	\$0.4950495	\$50
14/03/2021 07:13 PM	Buy	ADA/AUD	136.96144193	\$1.98019802	\$200
14/03/2021 06:26 PM	Sell	NPXS/AUD	41050.90311986864	\$2.02020202	\$200
14/03/2021 06:21 PM	Buy	DOT/AUD	2.00883888	\$0.99009901	\$100
14/03/2021 12:11 PM	Buy	CHZ/AUD	122.39048193	\$0.99009901	\$100
14/03/2021 12:10 PM	Sell	JST/AUD	3000	\$2.59221212	\$256.63
12/03/2021 03:49 AM	Buy	CAKE/AUD	5.8717795	\$0.97029703	\$98
12/03/2021 03:49 AM	Buy	TFUEL/AUD	539.51866302	\$2.47524752	\$250
12/03/2021 03:48 AM	Buy	BNB/AUD	0.25742675	\$0.99009901	\$100
11/03/2021 03:39 AM	Buy	CAKE/AUD	11.10494169	\$1.98019802	\$200
11/03/2021 02:53 AM	Buy	ETH/AUD	0.06083637	\$1.48514851	\$150
02/03/2021 11:38 PM	Sell	XTZ/ETH	2.93692307	\$0.14028895	\$13.89
02/03/2021 09:40 PM	Buy	THETA/AUD	40.56066191	\$1.98019802	\$200

Date	Type	Coin	Amount	Fee (AUD)	Total (AUD)
02/03/2021 09:34 PM	Sell	BTC/AUD	0.015854234896027136	\$10.1010101	\$1,000
27/02/2021 02:48 AM	Buy	ADA/AUD	232.88467592	\$3.58158416	\$361.74
27/02/2021 02:41 AM	Sell	1INCH/AUD	61.19666258	\$3.65393527	\$361.74
27/02/2021 02:35 AM	Buy	ADA/AUD	14.94929113	\$0.22564356	\$22.79
26/02/2021 09:12 PM	Sell	EMC2/AUD	88.65562608	\$0.18260731	\$18.08
26/02/2021 07:40 PM	Sell	BTC/ETH	0.025	\$14.68849416	\$1,454.16
26/02/2021 02:47 AM	Buy	ETH/AUD	0.11968773246	\$0.25	\$250
25/02/2021 07:11 PM	Sell	ZIL/ETH	1553.64387029	\$2.37820316	\$235.44
25/02/2021 07:10 PM	Sell	KP3R/ETH	0.61535849	\$2.49388311	\$246.89
25/02/2021 07:08 PM	Sell	ENJ/AUD	52.31198028	\$0.36216271	\$35.85
25/02/2021 07:07 PM	Sell	UNFI/AUD	5.33333333	\$2.21037037	\$218.83
23/02/2021 07:00 PM	Buy	ZIL/AUD	1553.64387029	\$2.13871287	\$216.01
23/02/2021 06:59 PM	Buy	YFI/AUD	0.00445266	\$1.98019802	\$200
23/02/2021 04:27 PM	Buy	BTC/AUD	0.00475403121	\$0.29999888	\$300
23/02/2021 01:58 PM	Buy	BTC/AUD	0.00307067625	\$0.19999969	\$200
23/02/2021 01:42 PM	Buy	BTC/AUD	0.0030270399300000002	\$0.19999977	\$200
23/02/2021 12:58 PM	Buy	BTC/AUD	0.0029875694400000002	\$0.19999968	\$200
23/02/2021 12:58 PM	Buy	BTC/AUD	0.00298565136	\$0.19999979	\$200
22/02/2021 11:51 PM	Buy	JST/AUD	1374.58934143	\$0.99009901	\$100
21/02/2021 11:39 AM	Buy	JST/AUD	5899.98348004	\$4.95049505	\$500
21/02/2021 11:37 AM	Buy	RVN/AUD	309.73752841	\$0.99009901	\$100

Date	Type	Coin	Amount	Fee (AUD)	Total (AUD)
21/02/2021 11:36 AM	Buy	NPXS/AUD	81333.87555917	\$1.98019802	\$200
20/02/2021 04:45 PM	Buy	FIL/AUD	8.29600132	\$4.95049505	\$500
20/02/2021 03:50 AM	Sell	TRX/AUD	1325.72526433	\$1.0286155	\$101.83
20/02/2021 03:49 AM	Sell	DOT/AUD	8.62806451	\$3.72226904	\$368.5
20/02/2021 03:48 AM	Sell	PIVX/AUD	392.05077841	\$4.76101713	\$471.34
20/02/2021 03:48 AM	Sell	LTC/AUD	2.03297728	\$0.60088709	\$600.29
19/02/2021 07:26 PM	Buy	SNX/AUD	16.7448091	\$4.95049505	\$500
19/02/2021 07:26 PM	Buy	POLY/AUD	1155.05451857	\$4.95049505	\$500
18/02/2021 06:54 PM	Buy	SNX/AUD	15.63477173	\$4.95049505	\$500
15/02/2021 02:40 PM	Sell	ADA/AUD	939.99328368	\$9.65853543	\$956.2
15/02/2021 02:39 PM	Sell	ZIL/AUD	1729.3168785	\$2.6710784	\$264.44
15/02/2021 02:38 PM	Sell	BCH/AUD	0.40286352	\$3.41917187	\$338.5
15/02/2021 02:37 PM	Sell	XVG/AUD	15000	\$4.58030303	\$453.45
15/02/2021 02:36 PM	Sell	LINK/AUD	16.19721084	\$6.43961837	\$637.52
15/02/2021 03:47 AM	Buy	SNX/AUD	5.93295757	\$1.98019802	\$200
13/02/2021 12:56 PM	Buy	UNFI/AUD	5.33333333	\$1.98019802	\$200
13/02/2021 12:47 AM	Sell	XVG/AUD	15000	\$4.78439394	\$473.66
13/02/2021 12:44 AM	Sell	DOT/AUD	4.393673110720562	\$1.51515152	\$150
10/02/2021 01:27 AM	Buy	KP3R/AUD	0.61535849	\$2.87128713	\$290
10/02/2021 01:25 AM	Buy	PIVX/AUD	392.05077841	\$2.97029703	\$300
07/02/2021 06:16 PM	Buy	VET/AUD	2528.1893108	\$0.99009901	\$100

Date	Type	Coin	Amount	Fee (AUD)	Total (AUD)
07/02/2021 05:41 PM	Buy	LINK/AUD	6.09756097	\$1.98019802	\$200
07/02/2021 05:39 PM	Buy	1INCH/AUD	31.00342587	\$1.98019802	\$200
07/02/2021 02:30 PM	Buy	1INCH/AUD	30.19323671	\$1.98019802	\$200
07/02/2021 02:47 AM	Buy	CRV/AUD	114.6394589	\$4.95059406	\$500.01
06/02/2021 12:53 PM	Buy	BTC/AUD	0.00988555455	\$0.49999967	\$500
06/02/2021 08:02 AM	Sell	NEO/AUD	0.00322086	\$0.000105	\$0.1
06/02/2021 03:04 AM	Sell	NEO/AUD	8.85	\$0.28851	\$288.22
06/02/2021 02:55 AM	Sell	BTC/AUD	0.04	\$2.004	\$2,002
06/02/2021 01:31 AM	Buy	BCH/AUD	0.37908856	\$2.25257426	\$227.51
06/02/2021 01:29 AM	Sell	NEO/AUD	0.84110228	\$0.02741993	\$27.39
04/02/2021 10:20 PM	Sell	ZRX/AUD	200	\$2.01947273	\$199.93
04/02/2021 07:19 PM	Buy	DOGE/AUD	235.17471005	\$0.18811881	\$19
04/02/2021 03:01 PM	Buy	ADA/AUD	341.88092629	\$1.98029703	\$200.01
02/02/2021 01:42 AM	Sell	VGX/AUD	57.51072862	\$2.21187831	\$218.98
01/02/2021 11:02 PM	Buy	XRP/AUD	151.49043242550002	\$0.145	\$145
01/02/2021 08:30 PM	Buy	XRP/AUD	1.998e-8	\$0	\$0
01/02/2021 08:30 PM	Buy	XRP/AUD	299.69999998002	\$0.26682	\$266.82
01/02/2021 08:29 PM	Buy	XRP/AUD	30.16910257812	\$0.02682	\$26.82
01/02/2021 08:11 PM	Sell	TRX/AUD	9000	\$4.02890909	\$398.86
01/02/2021 07:53 PM	Buy	EMC2/AUD	88.65562608	\$0.0990099	\$10
01/02/2021 06:11 PM	Buy	BTC/AUD	0.00129448422	\$0.0570597	\$57.06

Date	Type	Coin	Amount	Fee (AUD)	Total (AUD)
01/02/2021 06:06 PM	Buy	BTC/AUD	0.00796180023	\$0.34983321	\$349.83
01/02/2021 06:05 PM	Buy	BTC/AUD	0.00454883661	\$0.19996595	\$199.97
01/02/2021 06:05 PM	Buy	BTC/AUD	0.0022808169	\$0.09999978	\$100
01/02/2021 03:29 PM	Sell	XRP/AUD	330.08006657	\$0.25746245	\$257.2
01/02/2021 03:23 PM	Buy	VGX/AUD	57.51072862	\$1.98019802	\$200
01/02/2021 02:28 PM	Sell	XRP/AUD	605	\$0.4210195	\$420.6
31/01/2021 03:46 AM	Sell	XRP/AUD	499	\$0.27932573	\$279.05
31/01/2021 03:09 AM	Buy	XRP/AUD	604.91299999149	\$0.32698	\$326.98
31/01/2021 03:04 AM	Sell	GRT/AUD	404.44130478	\$3.30283111	\$326.98
31/01/2021 02:58 AM	Buy	XRP/AUD	498.52197704196	\$0.24951	\$249.51
30/01/2021 12:51 AM	Sell	BTC/AUD	0.005	\$0.247	\$246.75
22/01/2021 01:07 AM	Buy	ENJ/AUD	52.31198028	\$0.24752475	\$25
21/01/2021 03:08 AM	Buy	BTC/AUD	0.00453060486	\$0.19999967	\$200
21/01/2021 02:27 AM	Buy	ETH/AUD	0.00293837868	\$0.0049973	\$5
21/01/2021 02:26 AM	Buy	ETH/AUD	0.05586091317	\$0.09500269	\$95
21/01/2021 01:43 AM	Buy	BTC/AUD	0.00437198364	\$0.19999965	\$200
21/01/2021 01:43 AM	Buy	BTC/AUD	0.0065469465	\$0.29999957	\$300
19/01/2021 07:03 PM	Buy	GRT/AUD	404.44130478	\$2.97029703	\$300
19/01/2021 07:03 PM	Buy	LINK/AUD	10.09964987	\$2.97029703	\$300
19/01/2021 07:01 PM	Buy	ADA/AUD	598.11235739	\$2.97029703	\$300
19/01/2021 07:00 PM	Buy	DOT/AUD	13.02173762	\$2.97029703	\$300



Date	Type	Coin	Amount	Fee (AUD)	Total (AUD)
17/01/2021 09:03 PM	Buy	BTC/AUD	0.01028622348	\$0.46179933	\$461.8
17/01/2021 09:03 PM	Buy	BTC/AUD	0.011988	\$0.53820048	\$538.2
12/01/2021 07:27 PM	Buy	XVG/AUD	30000	\$5.37188119	\$542.56
12/01/2021 03:49 AM	Sell	MKR/AUD	0.5	\$6.99863636	\$692.87
12/01/2021 03:36 AM	Sell	BTC/AUD	0.07098093	\$2.87472767	\$2,871.85
11/01/2021 04:10 AM	Buy	EOS/AUD	48.850855744499995	\$0.2	\$200
11/01/2021 01:31 AM	Buy	TRX/AUD	2204.63414096	\$0.99009901	\$100
05/01/2021 04:55 PM	Buy	LTC/AUD	0.5123076795	\$0.1	\$100
05/01/2021 04:47 PM	Buy	TRX/AUD	1605.07271898162	\$0.05897959	\$58.98
05/01/2021 04:40 PM	Buy	NEO/AUD	9.69432314283	\$0.2	\$200
05/01/2021 04:36 PM	Buy	TRX/AUD	3837.73422209211	\$0.14102041	\$141.02
05/01/2021 04:36 PM	Buy	TRX/AUD	2678.28418230255	\$0.09841555	\$98.42
04/01/2021 01:48 PM	Sell	BNB/AUD	5.14043843	\$2.77168286	\$274.4
04/01/2021 01:23 PM	Sell	ETH/AUD	0.50189171	\$6.35972841	\$629.61
03/01/2021 12:48 PM	Buy	BTC/AUD	0.00977116905	\$0.4183997	\$418.4
03/01/2021 12:42 PM	Buy	BTC/AUD	0.00952593453	\$0.40725992	\$407.26
03/01/2021 12:29 PM	Buy	BTC/AUD	0.00562371066	\$0.23904564	\$239.05
03/01/2021 05:56 AM	Sell	BTC/AUD	0.01	\$0.43	\$429.57
03/01/2021 05:13 AM	Sell	DOGE/AUD	2000	\$0.025752	\$25.73
03/01/2021 04:57 AM	Sell	DOGE/AUD	861.75949367	\$0.01106499	\$11.05
03/01/2021 04:56 AM	Sell	DOGE/AUD	2000	\$0.0256	\$25.57

Date	Type	Coin	Amount	Fee (AUD)	Total (AUD)
03/01/2021 04:43 AM	Sell	DOGE/AUD	2000	\$0.02507	\$25.04
03/01/2021 04:30 AM	Sell	DOGE/AUD	2000	\$0.024586	\$24.56
03/01/2021 04:12 AM	Sell	DOGE/AUD	4000	\$0.048	\$47.95
03/01/2021 03:34 AM	Sell	BTC/AUD	0.01	\$0.4241	\$423.68
03/01/2021 03:19 AM	Sell	DOGE/AUD	4000	\$0.04786	\$47.81
29/12/2020 02:44 PM	Buy	BTC/AUD	0.00282186531	\$0.09999968	\$100
29/12/2020 11:35 AM	Buy	LTC/AUD	3.5964e-7	\$6e-8	\$0
29/12/2020 09:50 AM	Buy	LTC/AUD	0.58081358502	\$0.09999994	\$100
29/12/2020 09:03 AM	Buy	BTC/AUD	0.0028049922	\$0.09999998	\$100
29/12/2020 09:03 AM	Buy	BTC/AUD	0.0028014557399999996	\$0.09999991	\$100
29/12/2020 09:03 AM	Buy	BTC/AUD	0.0027991780199999997	\$0.09999986	\$100
29/12/2020 08:59 AM	Buy	BTC/AUD	0.0027990981	\$0.09999981	\$100
29/12/2020 03:01 AM	Buy	BTC/AUD	0.00279174546	\$0.09999982	\$100
29/12/2020 03:01 AM	Buy	BTC/AUD	0.00279166554	\$0.09999975	\$100
29/12/2020 02:03 AM	Buy	BTC/AUD	0.00276715008	\$0.09999965	\$100
29/12/2020 02:03 AM	Buy	BTC/AUD	0.00276692031	\$0.09999966	\$100
29/12/2020 01:48 AM	Buy	BTC/AUD	0.005524829639999999	\$0.19999994	\$200
29/12/2020 01:48 AM	Buy	BTC/AUD	0.0055202442300000005	\$0.19999972	\$200
29/12/2020 01:48 AM	Buy	BTC/AUD	0.0013779606599999999	\$0.0499997	\$50
29/12/2020 01:32 AM	Sell	RFOX/AUD	3121.275	\$0.12965776	\$129.53
29/12/2020 01:31 AM	Sell	RFOX/AUD	0.6	\$0.00002492	\$0.02

Date	Type	Coin	Amount	Fee (AUD)	Total (AUD)
29/12/2020 01:27 AM	Buy	ZIL/AUD	858.7524045	\$0.99009901	\$100
29/12/2020 01:03 AM	Buy	BTC/AUD	0.00553429017	\$0.19999966	\$200
29/12/2020 01:03 AM	Buy	BTC/AUD	0.00275981742	\$0.09999987	\$100
29/12/2020 01:01 AM	Buy	BTC/AUD	0.00551852595	\$0.19999994	\$200
29/12/2020 12:54 AM	Buy	ZIL/AUD	870.564474	\$0.99009901	\$100
25/12/2020 04:07 PM	Sell	SNX/AUD	160.51421544	\$15.27365721	\$1,512.09
22/12/2020 12:15 PM	Buy	XRP/AUD	151.1346444696	\$0.1	\$100
21/12/2020 09:03 AM	Buy	ETH/AUD	0.11729481777	\$0.1	\$100
21/12/2020 03:07 AM	Buy	DOGE/AUD	1964.3204850282	\$0.01165025	\$11.65
21/12/2020 03:07 AM	Buy	DOGE/AUD	7455.924150222239	\$0.04422057	\$44.22
21/12/2020 03:04 AM	Buy	DOGE/AUD	7440.51485841876	\$0.04412918	\$44.13
21/12/2020 03:02 AM	Buy	LTC/AUD	0.12167384	\$0.19422037	\$19.62
21/12/2020 03:02 AM	Buy	XRP/AUD	33.56449914	\$0.26114775	\$26.38
21/12/2020 03:02 AM	Buy	XLM/AUD	132.85949995	\$0.32234872	\$32.56
21/12/2020 03:02 AM	Buy	XTZ/AUD	2.93692307	\$0.09239967	\$9.33
21/12/2020 03:02 AM	Buy	ETH/AUD	0.03496298	\$0.30840817	\$31.15
21/12/2020 03:02 AM	Buy	BTC/AUD	0.00095099	\$0.30193999	\$30.5
21/12/2020 03:02 AM	Buy	EOS/AUD	2.23763081	\$0.09919351	\$10.02
21/12/2020 03:02 AM	Buy	BNB/AUD	0.41956502	\$0.1986495	\$20.06
21/12/2020 03:02 AM	Buy	BSV/AUD	0.03356435	\$0.0857885	\$8.66
21/12/2020 03:02 AM	Buy	BCH/AUD	0.02377496	\$0.11610184	\$11.73

Date	Type	Coin	Amount	Fee (AUD)	Total (AUD)
19/12/2020 03:03 AM	Buy	ETH/AUD	0.11725351911000001	\$0.1	\$100
19/12/2020 02:46 AM	Buy	ETH/AUD	0.11697891399	\$0.09999999	\$100
17/12/2020 01:29 AM	Buy	XRP/AUD	145.94594593203	\$0.09833455	\$98.33
04/12/2020 02:01 AM	Buy	RFOX/AUD	3121.875	\$0.1	\$100
25/11/2020 06:59 AM	Buy	LTC/AUD	0.81818180919	\$0.1	\$100
25/11/2020 03:15 AM	Buy	ETH/AUD	0.11540148	\$0.99009901	\$100
22/11/2020 03:53 AM	Sell	XRP/AUD	1306.47226359	\$7.52846064	\$745.32
22/11/2020 03:50 AM	Sell	ETH/AUD	3.20311824	\$23.88652629	\$2,364.77
12/11/2020 07:23 PM	Buy	BTC/AUD	0.03667386942	\$0.80799987	\$808
12/11/2020 01:57 AM	Buy	ZRX/AUD	200	\$1.06445545	\$107.51
24/10/2020 03:24 PM	Sell	BTC/AUD	0.05	\$9.1800202	\$908.82
02/09/2020 08:02 PM	Buy	SNX/AUD	78	\$7.48168317	\$755.65
01/09/2020 09:00 PM	Sell	TNT/AUD	5049.73551263	\$1.09053884	\$107.96
01/09/2020 08:06 PM	Sell	SNX/ETH	200	\$21.25376665	\$2,104.12
01/09/2020 08:00 PM	Sell	COMP/AUD	1.9	\$6.61238384	\$654.63
16/08/2020 03:42 AM	Buy	SNX/AUD	0.96	\$0.0950495	\$9.6
16/08/2020 03:27 AM	Sell	BTC/SNX	0.15	\$25.02618125	\$2,477.59
15/08/2020 01:04 AM	Buy	SXP/AUD	45	\$2.67425743	\$270.1
15/08/2020 12:59 AM	Buy	MKR/AUD	0.5	\$5.23217822	\$528.45
15/08/2020 12:55 AM	Sell	SNX/AUD	99.99999982	\$7.58767675	\$751.18
15/08/2020 12:49 AM	Buy	SNX/AUD	30	\$2.33861386	\$236.2

Date	Type	Coin	Amount	Fee (AUD)	Total (AUD)
15/08/2020 12:44 AM	Sell	BNB/AUD	9	\$2.90909091	\$288
06/08/2020 12:28 AM	Buy	COMP/AUD	1.9	\$3.75415842	\$379.17
06/08/2020 12:13 AM	Sell	BTC/AUD	0.02400377	\$3.88308745	\$384.43
04/08/2020 12:16 AM	Buy	GAME/AUD	104.1519059	\$0.10188119	\$10.29
04/08/2020 12:13 AM	Buy	XRP/AUD	1306.47226359	\$5.94059406	\$600
04/08/2020 12:10 AM	Sell	SNX/AUD	99.99999998	\$6.13010101	\$606.88
02/08/2020 06:04 PM	Buy	BNB/AUD	9	\$2.70267327	\$272.97
02/08/2020 06:03 PM	Buy	BTC/AUD	0.19	\$30.63207921	\$3,093.84
26/07/2020 11:04 PM	Buy	BTC/AUD	0.05587347	\$7.9009901	\$798
24/07/2020 11:55 PM	Sell	SNX/AUD	167.268988	\$8.06675814	\$798.61

## Deposit History

Created	Type	Reference	Amount (AUD)
21/05/2021 06:43 AM	BPAY	89070297	\$346.85
31/07/2020 08:01 AM	BPAY	77373781	\$3,369.4

## Withdrawal History

Created	Status	Amount (AUD)
02/06/2021 05:30 PM	completed	\$250
07/05/2021 12:35 AM	completed	\$350
06/05/2021 12:02 PM	completed	\$300
25/11/2020 02:30 AM	completed	\$1,500

## Send Transaction History

Date	Coin	Address	Amount
------	------	---------	--------

Date	Coin	Address	Amount
30/07/2020 01:25 AM	BTC	3AjAJfhhubmoHmL8Ds37aECMpnEpQBGjvg	0.0305697
26/07/2020 11:08 PM	BTC	3AjAJfhhubmoHmL8Ds37aECMpnEpQBGjvg	0.0013
25/07/2020 12:03 AM	BTC	14LfKSEkiPJVvFPEcZgEnmsxTUiiQVzcyjN	0.10685076
29/03/2021 05:44 PM	ETH	0xC6Bd635C269A1650143E6f5838f274054b767451	0.06
20/03/2021 08:51 PM	ETH	0xd6a043e25cd43240380772e61b7ae44acf0f02a0	0.45
15/03/2021 12:00 PM	ETH	0x2A06271439EB46C2c31AF45BBd45ae455a319E48	0.3128861
14/03/2021 11:35 AM	ETH	0x2a06271439eb46c2c31af45bbd45ae455a319e48	0.06
26/02/2021 07:42 PM	ETH	0x39A9775C73D06E13855ADCbED13e1Fc90c59f260	0.76348005
26/02/2021 02:52 AM	ETH	0x39A9775C73D06E13855ADCbED13e1Fc90c59f260	0.11968773
25/02/2021 07:12 PM	ETH	0x2a06271439eb46c2c31af45bbd45ae455a319e48	0.28742741
19/03/2021 02:46 AM	USDT	0x486E6D67510FD859e90c388b47cb6564c1902562	1650

## Receive Transaction History

Date	Coin	Address	Amount	AUD Amount
06/09/2020 07:08 AM	BTC	15Y4jfBXkMfiefYuvrqAVrGk6AXFs2YAeM	0.00405693	\$168.98
30/08/2020 04:21 AM	BTC	15Y4jfBXkMfiefYuvrqAVrGk6AXFs2YAeM	0.00340805	\$143.81
23/08/2020 08:08 AM	BTC	15Y4jfBXkMfiefYuvrqAVrGk6AXFs2YAeM	0.00328108	\$53.86
17/03/2021 08:25 PM	ETH	0x1d4f30c90b88b96121c18a79d99afa47b5c82a93	1.54348129	\$3,528.71
16/03/2021 11:04 AM	GAS	GAS Credit	0.0179899	\$0.29
19/02/2021 10:00 AM	GAS	GAS Credit	0.07968048	\$0.45
28/06/2021 02:10 PM	VTHO	GAS Credit	41.57579392	\$0.35

Date	Coin	Address	Amount	AUD Amount
15/05/2021 11:21 AM	VTHO	GAS Credit	21.97082321	\$0.41
26/04/2021 03:52 PM	VTHO	GAS Credit	20.07279635	\$0.44
16/03/2021 11:13 AM	VTHO	GAS Credit	14.51360716	\$0.23

## Receive From Another User

No receives.

# Tax Report 2021

Date: 25/07/2022 17:01

Period: 1 Jul 2020 to 30 Jun 2021

## Content

1. Capital gains summary
2. Income summary
3. Asset Summary
4. End of Year Balances
5. Capital Gains Transactions
6. Income Transactions
7. Gifts, donations & lost assets
8. Expenses
9. Data sources

All fiat values and prices are in AUD unless stated otherwise. Capital gains have been calculated using the FIFO accounting method (universal tax lot for each currency). Trading between cryptocurrencies is treated as a taxable event. Market prices are determined using the average market value at the time of the disposal - unless the price is provided by the trading platform or manually overridden. All dates and times are in the Australia/Lord\_Howe timezone.

Capital gains from assets that have a holding period of over 1 year (starting the day after purchase) have been marked as Long Term gains while those with a shorter holding period are Short Term gains.

This report may be used for tax purposes after it has been checked for accuracy and completeness by yourself or your tax advisor.



## Capital gains summary

Summary of your profit and loss from crypto disposals/sales/trades.

<b>Number of disposals</b>	<b>455</b>
Short term	455
Long term	0
<b>Proceeds from sales</b>	<b>\$70,041.31</b>
Short term	\$70,041.31
Long term	\$0.00
<b>Acquisition costs</b>	<b>\$55,953.93</b>
Short term	\$55,953.93
Long term	\$0.00
<b>Profits, before losses</b>	<b>\$16,597.89</b>
Short term	\$16,597.89
Long term	\$0.00
<b>Losses</b>	<b>\$2,510.51</b>
Short term	\$2,510.51
Long term	\$0.00
<b>Net gains</b>	<b>\$14,087.38</b>
Short term	\$14,087.38
Long term	\$0.00

## Other gains

Summary of your gains from transactions tagged as Realized P&I (normally from futures or derivatives trades). These gains have NOT been included in your capital gains so you may want to report them separately

<b>Number of trades</b>	<b>0</b>
<b>Total profit</b>	<b>\$0.00</b>
<b>Total loss</b>	<b>\$0.00</b>
<b>Net gains</b>	<b>\$0.00</b>

## Income summary

Summary of any income you may have earned from various crypto events during the tax year.

<b>Airdrop</b>	\$0.00
<b>Fork</b>	\$0.00
<b>Mining</b>	\$0.00
<b>Reward</b>	\$0.00
<b>Loan interest</b>	\$0.00
<b>Other income</b>	\$0.00
<b>Total</b>	\$0.00

## Expenses

These costs have not been included in your capital gains but you may be able to deduct them elsewhere on your tax return. Trading fees are already included in the capital gains and will not be shown here.

<b>Cost</b>	\$170.24
<b>Margin trade fee</b>	\$0.00
<b>Margin interest fee</b>	\$0.00
<b>Transfer fees</b>	\$7.49
<b>Total</b>	\$177.73

## Gifts, donations & lost assets

This section shows you the value of transactions tagged as Gift, Donation or Lost. No capital gains are realized on such transactions (remove the tags if you need to realize gains on them).

<b>Gift</b>	\$0.00
<b>Lost</b>	\$0.00
<b>Donation</b>	\$0.00
<b>Total</b>	\$0.00

# Asset Summary

Asset	Profit (AUD)	Loss (AUD)	Net (AUD)
BTC	5,353.81	0.00	5,353.81
SNX	1,915.24	56.40	1,858.84
FIL	1,083.94	0.00	1,083.94
BNB	1,013.52	59.86	953.66
XRP	720.30	39.81	680.49
ADA	544.41	0.00	544.41
CAKE	691.53	298.39	393.14
XVG	384.55	0.00	384.55
EOS	370.94	0.00	370.94
LTC	280.67	0.00	280.67
COMP	275.46	0.00	275.46
POLY	255.93	0.00	255.93
DOT	218.50	0.00	218.50
CAKE-LP	390.67	214.43	176.24
PIVX	171.34	0.00	171.34
JST	167.52	0.00	167.52
MKR	164.42	0.00	164.42
THETA	140.75	0.00	140.75
LINK	137.52	0.00	137.52
YFI	135.56	0.00	135.56
NEO	115.72	0.00	115.72
DOGE	107.73	0.00	107.73
TRX	103.19	0.91	102.27
BCH	99.26	0.00	99.26
NPXS	99.06	0.00	99.06
ZRX	92.42	0.00	92.42
ZIL	83.87	0.00	83.87

<b>Asset</b>	<b>Profit (AUD)</b>	<b>Loss (AUD)</b>	<b>Net (AUD)</b>
CRV	67.82	0.00	67.82
CAKE-LP	538.30	495.75	42.55
RFOX	29.55	0.00	29.55
GRT	26.98	0.00	26.98
VGX	18.98	0.00	18.98
UNFI	18.83	0.00	18.83
SHR	17.44	0.00	17.44
ENJ	10.85	0.00	10.85
EMC2	8.08	0.00	8.08
CAKE-LP	84.34	79.03	5.31
XTZ	4.56	0.00	4.56
BTCST	0.00	0.00	0.00
BUSD	0.00	0.00	0.00
NRGY	0.00	0.00	0.00
SYRUP	0.00	0.00	0.00
DUSK	1.56	10.90	-9.34
USDT	16.41	33.21	-16.80
ETH	587.20	606.17	-18.97
SWINGBY	49.20	73.83	-24.63
1INCH	0.00	38.26	-38.26
KP3R	0.00	43.11	-43.11
CAKE-LP	0.00	99.39	-99.39
TNT	0.00	361.06	-361.06
	16,597.93	2,510.51	14,087.41

## End of Year Balances

Asset	Quantity	Cost (AUD)	Value (AUD)	Description
ETH (Ethereum)	1.37271890	3,340.99	4,156.41	@ \$3,027.86 per ETH
BTC (Bitcoin)	0.08423302	4,300.38	3,932.21	@ \$46,682.50 per BTC
USDT (Tether)	2222.86852553	2,917.37	2,958.30	@ \$1.33 per USDT
BNB (Binance Coin)	2.10275427	1,109.52	850.03	@ \$404.25 per BNB
VET (VeChain)	5491.63620000	940.00	662.13	@ \$0.12 per VET
DOGE (Dogecoin)	1239.38164406	519.00	419.19	@ \$0.34 per DOGE
ADA (Cardano)	215.98794210	322.75	397.01	@ \$1.84 per ADA
SNX (Synthetix Network...)	38.31253840	1,200.00	372.61	@ \$9.73 per SNX
TFUEL (Theta Fuel)	539.51866302	250.00	295.88	@ \$0.55 per TFUEL
THETA (THETA)	28.54366483	140.75	262.81	@ \$9.21 per THETA
NPXS (Pundi X)	89602.36482438	599.06	213.54	@ \$0.00 per NPXS
XRP (Ripple)	175.19210171	199.18	163.61	@ \$0.93 per XRP
JST (JUST)	2163.94914444	166.90	148.78	@ \$0.07 per JST
LTC (Litecoin)	0.68623517	350.00	131.77	@ \$192.03 per LTC
SXP (Swipe)	47.99069939	291.13	129.42	@ \$2.70 per SXP
CAKE (PancakeSwap)	6.38363460	296.73	117.95	@ \$18.48 per CAKE
BTCST (Bitcoin Standard ...)	4.50955807	343.97	116.23	@ \$25.78 per BTCST
FIL (Filecoin)	1.39278442	83.94	111.94	@ \$80.37 per FIL
XLM (Stellar)	236.90716210	132.56	88.66	@ \$0.37 per XLM
SOL (Solana)	1.74782516	101.00	83.17	@ \$47.59 per SOL
KAI (KardiaChain)	1196.54437983	200.00	64.75	@ \$0.05 per KAI
MKR (Maker)	0.01559061	94.00	55.06	@ \$3,531.91 per MKR
RDD (ReddCoin)	20022.02422663	200.00	48.07	@ \$0.00 per RDD
DOT (Polkadot)	2.00883888	100.00	43.74	@ \$21.77 per DOT
CHZ (Chiliz)	122.39048193	100.00	41.38	@ \$0.34 per CHZ
CRPT (Crypterium)	200.00000000	101.01	40.89	@ \$0.20 per CRPT
EOS (EOS)	7.05185463	105.00	38.80	@ \$5.50 per EOS

Asset	Quantity	Cost (AUD)	Value (AUD)	Description
CRV (Curve DAO Token)	14.40524827	62.83	34.82	@ \$2.42 per CRV
POLY (Polymath)	143.59810909	50.00	34.79	@ \$0.24 per POLY
WRX (WazirX)	18.10413170	100.00	28.96	@ \$1.60 per WRX
GXC (GXChain)	38.82698405	83.46	24.01	@ \$0.62 per GXC
RVN (Ravencoin)	309.73752841	100.00	23.18	@ \$0.07 per RVN
GAME (GameCredits)	104.15190590	10.29	17.53	@ \$0.17 per GAME
VITE (VITE)	177.45976987	50.00	12.09	@ \$0.07 per VITE
TEL (Telcoin)	287.00993054	20.00	11.81	@ \$0.04 per TEL
SHIB (SHIBA INU)	1000000.00000000	39.00	11.78	@ \$0.00 per SHIB
ATOM (Cosmos)	0.65553781	20.00	10.45	@ \$15.95 per ATOM
EMC2 (Einsteinium)	110.19210892	50.00	10.44	@ \$0.09 per EMC2
SHR (ShareToken)	328.19885785	17.44	10.20	@ \$0.03 per SHR
COTI (COTI)	43.09638938	20.00	8.73	@ \$0.20 per COTI
VRA (Veracity)	425.62247286	20.00	7.15	@ \$0.02 per VRA
SYA (Save Your Assets)	165338611.58113644	18.43	6.61	@ \$0.00 per SYA
BSV (Bitcoin SV)	0.03356435	8.66	6.56	@ \$195.47 per BSV
POLK (Polkamarkets)	11.69590643	20.00	3.38	@ \$0.29 per POLK
VTHO (VeThor Token)	98.13302064	1.41	0.91	@ \$0.01 per VTHO
GAS (Gas)	0.09767038	0.74	0.81	@ \$8.33 per GAS
TRX (TRON)	0.00000001	0.00	0.00	@ \$0.09 per TRX
HOKK (Hokkaido Inu)	19797806408.29940033	99.92	0.00	@ \$0.00 per HOKK
CHAD (The Chad Project)	9990009990.00000000	156.65	0.00	@ \$0.00 per CHAD
POOROCKET (POOROCKET)	2947808968.07392550	66.87	0.00	@ \$0.00 per POOROCKET
EDOGE (ElonDoge)	2364360469.43711472	81.52	0.00	@ \$0.00 per EDOGE
GMPX (GMPX)	235808910.19999999	0.00	0.00	@ \$0.00 per GMPX
GLPX (Galaxium Phoenix)	235808910.19517300	0.00	0.00	@ \$0.00 per GLPX
GLXM (Galaxium)	235808910.19517252	223.93	0.00	@ \$0.00 per GLXM
CHSHIBA (Chubby Shiba)	146911996.61926123	35.53	0.00	@ \$0.00 per CHSHIBA
NRGY (ENERGY)	2.99976200	0.00	0.00	@ \$0.00 per NRGY

<b>Asset</b>	<b>Quantity</b>	<b>Cost (AUD)</b>	<b>Value (AUD)</b>	<b>Description</b>
PLT (Pancake Lottery T...)	1.00000000	15.07	0.00	@ \$0.00 per PLT
AUS (Gold Standard)	0.66445182	50.00	0.00	@ \$0.00 per AUS
-	-	19,926.99	16,208.55	-

# Capital Gains Transactions

Date Sold	Date Acquired	Asset	Amount	Cost (AUD)	Proceeds (AUD)	Gain / loss	Notes	Holding period
25/07/2020 10:25	24/04/2020 16:03	SNX	167.26898800	198.12	798.61	600.49		Short term
25/07/2020 10:33	10/05/2020 23:57	BTC	0.02837160	379.67	380.81	1.14		Short term
25/07/2020 10:33	12/05/2020 05:17	BTC	0.03026970	405.99	406.29	0.30		Short term
25/07/2020 10:33	28/03/2020 22:44	BTC	0.04820946	502.57	647.08	144.51		Short term
27/07/2020 09:38	25/07/2020 00:36	BTC	0.00130000	17.40	18.13	0.73		Short term
30/07/2020 11:55	25/07/2020 00:36	BTC	0.03056970	409.07	471.96	62.89		Short term
04/08/2020 10:40	24/04/2020 16:03	SNX	99.99999998	118.44	606.88	488.44		Short term
06/08/2020 02:39	25/07/2020 00:36	BTC	0.02663800	356.46	435.10	78.64		Short term
06/08/2020 02:39	06/08/2020 02:39	USDT	0.31201089	0.44	0.44	0.00	Fee	Short term
06/08/2020 10:43	25/07/2020 00:36	BTC	0.02400377	321.21	384.43	63.22		Short term
15/08/2020 11:14	02/12/2019 04:58	BNB	0.00175833	0.04	0.06	0.02		Short term
15/08/2020 11:14	03/08/2020 04:34	BNB	4.27912659	129.79	136.93	7.15		Short term
15/08/2020 11:14	16/02/2020 11:43	BNB	4.71911508	189.85	151.01	-38.84		Short term
15/08/2020 11:25	24/04/2020 16:03	SNX	99.99999982	118.44	751.18	632.74		Short term
16/08/2020 13:57	25/07/2020 00:36	BTC	0.02403929	321.69	397.06	75.38		Short term
16/08/2020 13:57	27/07/2020 09:34	BTC	0.05587347	798.00	922.88	124.88		Short term
16/08/2020 13:57	03/08/2020 04:33	BTC	0.07008724	1,141.26	1,157.65	16.39		Short term
02/09/2020 06:30	06/08/2020 10:58	COMP	1.90000000	379.17	654.63	275.46		Short term
02/09/2020 06:36	15/08/2020 11:19	SNX	30.00000000	236.20	315.62	79.42		Short term
02/09/2020 06:36	16/08/2020 13:57	SNX	170.00000000	1,674.35	1,788.50	114.15		Short term
02/09/2020 07:30	13/05/2020 01:21	TNT	5049.73551263	469.02	107.96	-361.06		Short term
25/10/2020 02:24	03/08/2020 04:33	BTC	0.05000000	814.17	908.82	94.65		Short term
22/11/2020 14:50	02/09/2020 06:36	ETH	3.20311824	2,104.12	2,364.77	260.65		Short term
22/11/2020 14:53	04/08/2020 10:43	XRP	1306.47226359	600.00	745.32	145.32		Short term
26/12/2020 03:07	16/08/2020 14:12	SNX	0.96000000	9.60	9.04	-0.56		Short term
26/12/2020 03:07	03/09/2020 06:32	SNX	78.00000000	755.65	734.78	-20.87		Short term
26/12/2020 03:07	16/08/2020 13:57	SNX	81.55421543	803.24	768.27	-34.97		Short term



Date Sold	Date Acquired	Asset	Amount	Cost (AUD)	Proceeds (AUD)	Gain / loss	Notes	Holding period
29/12/2020 12:31	04/12/2020 13:01	RFOX	0.60000000	0.02	0.02	0.01		Short term
29/12/2020 12:32	04/12/2020 13:01	RFOX	3121.27500000	99.98	129.53	29.55		Short term
03/01/2021 14:19	21/12/2020 14:04	DOGE	4000.00000000	23.72	47.81	24.09		Short term
03/01/2021 14:34	03/08/2020 04:33	BTC	0.01000000	162.83	423.68	260.84		Short term
03/01/2021 15:12	21/12/2020 14:07	DOGE	559.48514158	3.32	6.71	3.39		Short term
03/01/2021 15:12	21/12/2020 14:04	DOGE	3440.51485841	20.41	41.24	20.84		Short term
03/01/2021 15:30	21/12/2020 14:07	DOGE	2000.00000000	11.86	24.56	12.70		Short term
03/01/2021 15:43	21/12/2020 14:07	DOGE	2000.00000000	11.86	25.04	13.18		Short term
03/01/2021 15:56	21/12/2020 14:07	DOGE	2000.00000000	11.86	25.57	13.71		Short term
03/01/2021 15:57	21/12/2020 14:07	DOGE	861.75949367	5.11	11.05	5.94		Short term
03/01/2021 16:13	03/01/2021 16:13	DOGE	1.00000000	0.00	0.01	0.01	Missing cost basis	Short term
03/01/2021 16:13	21/12/2020 14:07	DOGE	34.67951497	0.21	0.45	0.24		Short term
03/01/2021 16:13	21/12/2020 14:07	DOGE	1964.32048502	11.65	25.27	13.62		Short term
03/01/2021 16:56	03/08/2020 04:33	BTC	0.01000000	162.83	429.57	266.74		Short term
05/01/2021 00:23	02/09/2020 06:36	ETH	0.00000000	0.00	0.00	0.00		Short term
05/01/2021 00:23	21/12/2020 14:02	ETH	0.03496298	31.15	43.86	12.71		Short term
05/01/2021 00:23	25/11/2020 14:15	ETH	0.11540148	100.00	144.77	44.77		Short term
05/01/2021 00:23	19/12/2020 13:46	ETH	0.11697891	100.00	146.75	46.75		Short term
05/01/2021 00:23	19/12/2020 14:03	ETH	0.11725351	100.00	147.09	47.09		Short term
05/01/2021 00:23	21/12/2020 20:03	ETH	0.11729481	100.00	147.14	47.14		Short term
05/01/2021 00:48	21/12/2020 14:02	BNB	0.41956502	20.06	22.40	2.34		Short term
05/01/2021 00:48	03/08/2020 04:34	BNB	4.72087341	143.18	252.00	108.82		Short term
12/01/2021 14:36	23/08/2020 18:38	BTC	0.00328108	53.15	132.75	79.60		Short term
12/01/2021 14:36	30/08/2020 14:51	BTC	0.00340805	53.70	137.89	84.19		Short term
12/01/2021 14:36	06/09/2020 17:38	BTC	0.00405693	56.95	164.14	107.20		Short term
12/01/2021 14:36	13/11/2020 06:23	BTC	0.01032211	227.42	417.63	190.21		Short term
12/01/2021 14:36	03/08/2020 04:33	BTC	0.04991276	812.75	2,019.45	1,206.70		Short term
12/01/2021 14:49	15/08/2020 11:29	MKR	0.50000000	528.45	692.87	164.42		Short term
30/01/2021 11:51	13/11/2020 06:23	BTC	0.00500000	110.16	246.75	136.59		Short term

Date Sold	Date Acquired	Asset	Amount	Cost (AUD)	Proceeds (AUD)	Gain / loss	Notes	Holding period
31/01/2021 14:04	20/01/2021 06:03	GRT	404.44130478	300.00	326.98	26.98		Short term
31/01/2021 14:46	21/12/2020 14:02	XRP	33.56449914	26.38	18.77	-7.61		Short term
31/01/2021 14:46	17/12/2020 12:29	XRP	145.94594593	98.33	81.61	-16.72		Short term
31/01/2021 14:46	22/12/2020 23:15	XRP	151.13464446	100.00	84.52	-15.48		Short term
31/01/2021 14:46	31/01/2021 13:58	XRP	168.35491045	84.26	94.15	9.88		Short term
02/02/2021 01:28	31/01/2021 14:09	XRP	274.83293341	148.56	191.06	42.51		Short term
02/02/2021 01:28	31/01/2021 13:58	XRP	330.16706658	165.25	229.53	64.29		Short term
02/02/2021 02:29	31/01/2021 14:09	XRP	330.08006657	178.42	257.20	78.78		Short term
02/02/2021 07:11	11/01/2021 12:31	TRX	878.90887662	39.87	38.95	-0.91		Short term
02/02/2021 07:11	06/01/2021 03:47	TRX	1605.07271898	58.98	71.13	12.15		Short term
02/02/2021 07:11	06/01/2021 03:36	TRX	2678.28418230	98.42	118.70	20.28		Short term
02/02/2021 07:11	06/01/2021 03:36	TRX	3837.73422209	141.02	170.08	29.06		Short term
02/02/2021 12:42	02/02/2021 02:23	VGX	57.51072862	200.00	218.98	18.98		Short term
05/02/2021 09:20	12/11/2020 12:57	ZRX	200.00000000	107.51	199.93	92.42		Short term
06/02/2021 12:29	06/01/2021 03:40	NEO	0.84110228	17.35	27.39	10.04		Short term
06/02/2021 13:55	21/12/2020 14:02	BTC	0.00095099	30.50	47.60	17.10		Short term
06/02/2021 13:55	29/12/2020 12:03	BTC	0.00275981	100.00	138.13	38.13		Short term
06/02/2021 13:55	29/12/2020 12:48	BTC	0.00388461	140.62	194.42	53.80		Short term
06/02/2021 13:55	29/12/2020 12:01	BTC	0.00551852	200.00	276.20	76.20		Short term
06/02/2021 13:55	29/12/2020 12:03	BTC	0.00553429	200.00	276.99	76.99		Short term
06/02/2021 13:55	13/11/2020 06:23	BTC	0.02135175	470.42	1,068.65	598.23		Short term
06/02/2021 14:04	06/01/2021 03:40	NEO	8.85000000	182.58	288.22	105.64		Short term
06/02/2021 19:02	06/01/2021 03:40	NEO	0.00322086	0.07	0.10	0.04		Short term
13/02/2021 11:44	20/01/2021 06:00	DOT	4.39367311	101.22	150.00	48.78		Short term
13/02/2021 11:47	13/01/2021 06:27	XVG	15000.00000000	271.28	473.66	202.38		Short term
16/02/2021 01:36	08/02/2021 04:41	LINK	6.09756097	200.00	240.00	40.00		Short term
16/02/2021 01:36	20/01/2021 06:03	LINK	10.09964987	300.00	397.52	97.52		Short term
16/02/2021 01:37	13/01/2021 06:27	XVG	15000.00000000	271.28	453.45	182.17		Short term
16/02/2021 01:38	21/12/2020 14:02	BCH	0.02377496	11.73	19.98	8.25		Short term

Date Sold	Date Acquired	Asset	Amount	Cost (AUD)	Proceeds (AUD)	Gain / loss	Notes	Holding period
16/02/2021 01:38	06/02/2021 12:31	BCH	0.37908856	227.51	318.52	91.01		Short term
16/02/2021 01:39	29/12/2020 12:27	ZIL	858.75240450	100.00	131.32	31.32		Short term
16/02/2021 01:39	29/12/2020 11:54	ZIL	870.56447400	100.00	133.12	33.12		Short term
16/02/2021 01:40	05/02/2021 02:01	ADA	341.88092629	200.01	347.77	147.76		Short term
16/02/2021 01:40	20/01/2021 06:01	ADA	598.11235739	300.00	608.42	308.42		Short term
20/02/2021 14:48	29/12/2020 22:35	LTC	0.00000035	0.00	0.00	0.00		Short term
20/02/2021 14:48	21/12/2020 14:02	LTC	0.12167384	19.62	35.93	16.31		Short term
20/02/2021 14:48	06/01/2021 03:55	LTC	0.51230767	100.00	151.27	51.27		Short term
20/02/2021 14:48	29/12/2020 20:50	LTC	0.58081358	100.00	171.50	71.50		Short term
20/02/2021 14:48	25/11/2020 17:59	LTC	0.81818180	100.00	241.59	141.59		Short term
20/02/2021 14:48	10/02/2021 12:25	PIVX	392.05077841	300.00	471.34	171.34		Short term
20/02/2021 14:49	20/01/2021 06:00	DOT	8.62806450	198.78	368.50	169.73		Short term
20/02/2021 14:50	11/01/2021 12:31	TRX	1325.72526433	60.13	101.83	41.70		Short term
26/02/2021 01:20	21/12/2020 20:03	ETH	0.00000000	0.00	0.00	0.00		Short term
26/02/2021 01:20	21/01/2021 13:27	ETH	0.00293837	5.00	6.02	1.02		Short term
26/02/2021 01:20	21/01/2021 13:26	ETH	0.05586091	95.00	114.48	19.48		Short term
26/02/2021 01:20	25/02/2021 19:16	ETH	0.21862811	442.87	448.07	5.20		Short term
26/02/2021 06:07	13/02/2021 23:56	UNFI	5.33333333	200.00	218.83	18.83		Short term
26/02/2021 06:08	22/01/2021 12:07	ENJ	52.31198028	25.00	35.85	10.85		Short term
26/02/2021 06:10	10/02/2021 12:27	KP3R	0.61535849	290.00	246.89	-43.11		Short term
26/02/2021 06:11	24/02/2021 06:00	ZIL	1553.64387029	216.01	235.44	19.43		Short term
26/02/2021 06:12	25/02/2021 19:16	ETH	0.05879929	119.11	117.35	-1.76		Short term
26/02/2021 06:12	26/02/2021 06:11	ETH	0.11191088	235.44	223.34	-12.10		Short term
26/02/2021 06:12	26/02/2021 06:10	ETH	0.11671722	246.89	232.93	-13.96		Short term
26/02/2021 13:52	26/02/2021 06:11	ETH	0.00000000	0.00	0.00	0.00		Short term
26/02/2021 13:52	26/02/2021 13:47	ETH	0.11968772	250.00	228.77	-21.23		Short term
27/02/2021 06:40	29/12/2020 12:48	BTC	0.00137796	50.00	80.15	30.15		Short term
27/02/2021 06:40	29/12/2020 12:48	BTC	0.00164021	59.38	95.41	36.03		Short term
27/02/2021 06:40	29/12/2020 20:03	BTC	0.00254500	90.73	148.03	57.30		Short term

Date Sold	Date Acquired	Asset	Amount	Cost (AUD)	Proceeds (AUD)	Gain / loss	Notes	Holding period
27/02/2021 06:40	29/12/2020 13:03	BTC	0.00276692	100.00	160.94	60.94		Short term
27/02/2021 06:40	29/12/2020 13:03	BTC	0.00276715	100.00	160.96	60.96		Short term
27/02/2021 06:40	29/12/2020 14:01	BTC	0.00279166	100.00	162.38	62.38		Short term
27/02/2021 06:40	29/12/2020 14:01	BTC	0.00279174	100.00	162.39	62.39		Short term
27/02/2021 06:40	29/12/2020 19:59	BTC	0.00279909	100.00	162.81	62.81		Short term
27/02/2021 06:40	29/12/2020 12:48	BTC	0.00552024	200.00	321.09	121.09		Short term
27/02/2021 06:42	26/02/2021 13:47	ETH	0.00000000	0.00	0.00	0.00		Short term
27/02/2021 06:42	27/02/2021 06:40	ETH	0.76348004	1,454.16	1,456.00	1.84		Short term
27/02/2021 08:12	02/02/2021 06:53	EMC2	88.65562608	10.00	18.08	8.08		Short term
27/02/2021 13:41	08/02/2021 01:30	1INCH	30.19323671	200.00	178.48	-21.52		Short term
27/02/2021 13:41	08/02/2021 04:39	1INCH	31.00342587	200.00	183.26	-16.74		Short term
03/03/2021 08:34	29/12/2020 20:03	BTC	0.00025998	9.27	16.40	7.13		Short term
03/03/2021 08:34	03/01/2021 23:42	BTC	0.00154803	66.18	97.64	31.46		Short term
03/03/2021 08:34	29/12/2020 20:03	BTC	0.00279917	100.00	176.56	76.56		Short term
03/03/2021 08:34	29/12/2020 20:03	BTC	0.00280145	100.00	176.70	76.70		Short term
03/03/2021 08:34	30/12/2020 01:44	BTC	0.00282186	100.00	177.99	77.99		Short term
03/03/2021 08:34	03/01/2021 23:29	BTC	0.00562371	239.05	354.71	115.66		Short term
03/03/2021 10:38	21/12/2020 14:02	XTZ	2.93692307	9.33	13.89	4.56		Short term
14/03/2021 18:12	27/02/2021 06:40	ETH	0.00000000	0.00	0.00	0.00		Short term
14/03/2021 18:12	03/03/2021 10:38	ETH	0.00435991	8.94	10.62	1.68		Short term
14/03/2021 18:14	11/03/2021 13:53	ETH	0.00194581	4.80	4.74	-0.06		Short term
14/03/2021 18:14	03/03/2021 10:38	ETH	0.00241410	4.95	5.88	0.93		Short term
14/03/2021 22:35	14/03/2021 11:35	ETH	0.00110944	2.74	2.68	-0.06		Short term
14/03/2021 22:35	11/03/2021 13:53	ETH	0.05889055	145.20	142.25	-2.95		Short term
14/03/2021 23:10	21/02/2021 22:39	JST	3000.00000000	254.24	256.63	2.39		Short term
15/03/2021 05:26	21/02/2021 22:36	NPXS	41050.90311986	100.94	200.00	99.06		Short term
15/03/2021 12:02	14/03/2021 11:35	ETH	0.00430525	10.62	10.43	-0.19		Short term
15/03/2021 12:02	14/03/2021 11:35	ETH	0.00756925	18.67	18.34	-0.33		Short term
15/03/2021 12:03	14/03/2021 11:35	ETH	0.02999128	73.96	72.66	-1.30		Short term

Date Sold	Date Acquired	Asset	Amount	Cost (AUD)	Proceeds (AUD)	Gain / loss	Notes	Holding period
15/03/2021 12:03	13/03/2021 02:14	NRGY	30.60530000	0.00	0.00	0.00		Short term
15/03/2021 22:58	20/02/2021 06:26	POLY	1155.05451857	500.00	755.93	255.93		Short term
15/03/2021 23:00	15/03/2021 12:03	ETH	0.00297522	7.21	6.79	-0.42		Short term
15/03/2021 23:00	14/03/2021 11:35	ETH	0.00702477	17.32	16.04	-1.28		Short term
15/03/2021 23:00	15/03/2021 12:00	ETH	0.30288610	733.81	691.56	-42.26		Short term
17/03/2021 21:20	15/03/2021 12:03	ETH	0.00327754	7.94	7.50	-0.44		Short term
18/03/2021 07:25	15/03/2021 12:03	ETH	0.00304500	7.38	7.17	-0.21	Fee	Short term
18/03/2021 07:31	15/03/2021 12:03	ETH	1.00000000	2,422.74	2,283.75	-138.99		Short term
19/03/2021 00:44	03/01/2021 23:48	BTC	0.00702210	300.69	511.54	210.86		Short term
19/03/2021 00:44	03/01/2021 23:42	BTC	0.00797789	341.08	581.17	240.09		Short term
19/03/2021 03:38	12/03/2021 14:48	BNB	0.25742675	100.00	88.29	-11.71		Short term
19/03/2021 03:38	19/03/2021 00:44	BNB	0.74371083	245.78	255.08	9.29		Short term
19/03/2021 03:38	19/03/2021 00:44	BNB	1.00113758	330.86	344.80	13.94		Short term
19/03/2021 03:38	19/03/2021 00:44	BNB	0.00044406	0.15	0.15	0.01		Short term
19/03/2021 03:38	19/03/2021 00:44	BNB	0.00044406	0.15	0.15	0.01		Short term
19/03/2021 03:40	19/03/2021 00:44	BNB	0.00175989	0.58	0.61	0.02	Fee	Short term
19/03/2021 03:40	19/03/2021 00:44	BNB	0.00175989	0.58	0.61	0.02		Short term
19/03/2021 03:40	19/03/2021 03:38	BUSD	268.86642811	343.37	343.37	0.00		Short term
19/03/2021 03:44	19/03/2021 03:33	BNB	0.44451648	153.09	153.09	0.00		Short term
19/03/2021 03:44	19/03/2021 00:44	BNB	0.55662202	183.95	191.70	7.75		Short term
19/03/2021 03:44	19/03/2021 00:44	BNB	1.00113850	330.86	344.80	13.94		Short term
19/03/2021 03:46	19/03/2021 03:33	BNB	0.00044430	0.15	0.15	0.00		Short term
19/03/2021 03:46	19/03/2021 03:33	BNB	0.00044430	0.15	0.15	0.00		Short term
19/03/2021 03:47	19/03/2021 03:33	BNB	0.00575148	1.98	1.98	0.00	Fee	Short term
19/03/2021 03:47	19/03/2021 03:33	BNB	0.00575148	1.98	1.98	0.00		Short term
19/03/2021 03:47	11/03/2021 14:39	CAKE	1.00000000	18.01	13.09	-4.92		Short term
19/03/2021 03:48	19/03/2021 03:33	BNB	0.00044331	0.15	0.15	0.00		Short term
19/03/2021 03:48	19/03/2021 03:33	BNB	0.00044331	0.15	0.15	0.00		Short term
19/03/2021 03:49	19/03/2021 03:33	BNB	0.00044430	0.15	0.15	0.00		Short term

Date Sold	Date Acquired	Asset	Amount	Cost (AUD)	Proceeds (AUD)	Gain / loss	Notes	Holding period
19/03/2021 03:49	19/03/2021 03:33	BNB	0.00044430	0.15	0.15	0.00		Short term
19/03/2021 03:49	19/03/2021 03:33	BNB	0.00207121	0.71	0.71	0.00		Short term
19/03/2021 03:49	19/03/2021 03:33	BNB	0.00207121	0.71	0.71	0.00		Short term
19/03/2021 03:51	19/03/2021 03:33	BNB	0.00044118	0.15	0.15	0.00		Short term
19/03/2021 03:51	19/03/2021 03:33	BNB	0.00044118	0.15	0.15	0.00		Short term
19/03/2021 13:46	06/08/2020 02:39	USDT	311.69888311	435.10	401.89	-33.21		Short term
19/03/2021 13:46	19/03/2021 02:46	USDT	1338.30111689	1,709.13	1,725.54	16.41		Short term
19/03/2021 16:11	19/03/2021 03:33	BNB	0.00044430	0.15	0.15	0.00		Short term
19/03/2021 16:11	19/03/2021 03:33	BNB	0.00044430	0.15	0.15	0.00		Short term
19/03/2021 17:43	19/03/2021 03:33	BNB	0.00047161	0.16	0.16	0.00		Short term
19/03/2021 17:43	19/03/2021 03:33	BNB	0.00047161	0.16	0.16	0.00		Short term
19/03/2021 17:44	19/03/2021 03:40	BTCST	0.00000000	0.00	0.00	0.00	Fee	Short term
19/03/2021 19:11	19/03/2021 03:33	BNB	1.00126010	344.84	341.38	-3.46		Short term
19/03/2021 19:11	19/03/2021 03:33	BNB	1.00126010	344.84	341.38	-3.46		Short term
19/03/2021 19:11	19/03/2021 03:33	BNB	0.00044331	0.15	0.15	0.00		Short term
19/03/2021 19:11	19/03/2021 03:33	BNB	0.00044331	0.15	0.15	0.00		Short term
19/03/2021 19:12	19/03/2021 03:33	BNB	0.00044406	0.15	0.15	0.00		Short term
19/03/2021 19:12	19/03/2021 03:33	BNB	0.00044406	0.15	0.15	0.00		Short term
19/03/2021 19:14	19/03/2021 03:33	BNB	0.00044331	0.15	0.15	0.00		Short term
19/03/2021 19:14	19/03/2021 03:33	BNB	0.00044331	0.15	0.15	0.00		Short term
19/03/2021 19:15	19/03/2021 03:33	BNB	0.27989722	96.40	95.43	-0.97		Short term
19/03/2021 19:15	19/03/2021 03:33	BNB	0.27989722	96.40	95.43	-0.97		Short term
19/03/2021 19:17	19/03/2021 03:33	BNB	0.00117120	0.40	0.40	0.00	Fee	Short term
19/03/2021 19:17	19/03/2021 03:33	BNB	0.00117120	0.40	0.40	0.00		Short term
19/03/2021 19:17	19/03/2021 19:11	DUSK	150.00000000	79.89	79.32	-0.57		Short term
19/03/2021 19:18	19/03/2021 03:33	BNB	0.00044509	0.15	0.15	0.00		Short term
19/03/2021 19:18	19/03/2021 03:33	BNB	0.00044509	0.15	0.15	0.00		Short term
20/03/2021 02:08	19/03/2021 03:33	BNB	0.00117090	0.40	0.40	0.00	Fee	Short term
20/03/2021 02:08	19/03/2021 03:33	BNB	0.00117090	0.40	0.40	0.00		Short term

Date Sold	Date Acquired	Asset	Amount	Cost (AUD)	Proceeds (AUD)	Gain / loss	Notes	Holding period
20/03/2021 02:08	11/03/2021 14:39	CAKE	10.00000000	180.10	129.04	-51.06		Short term
20/03/2021 02:09	19/03/2021 03:33	BNB	0.27012659	93.03	93.16	0.13		Short term
20/03/2021 02:09	19/03/2021 03:33	BNB	0.33456896	115.23	115.39	0.16		Short term
20/03/2021 02:09	19/03/2021 03:33	BNB	0.60469555	208.26	208.55	0.29		Short term
20/03/2021 02:09	19/03/2021 19:11	DUSK	382.54901880	203.76	205.32	1.56		Short term
20/03/2021 02:10	19/03/2021 03:33	BNB	0.00128271	0.44	0.44	0.00		Short term
20/03/2021 02:10	19/03/2021 03:33	BNB	0.00128271	0.44	0.44	0.00		Short term
20/03/2021 02:10	20/03/2021 02:09	CAKE-LP	7.49033544	205.32	0.00	-205.32		Short term
20/03/2021 02:10	20/03/2021 02:09	CAKE-LP	7.60822242	208.55	0.00	-208.55		Short term
20/03/2021 21:48	15/03/2021 12:03	ETH	3.00231000	7,273.80	7,136.54	-137.26		Short term
21/03/2021 07:51	15/03/2021 12:03	ETH	0.45000000	1,090.23	1,066.79	-23.44		Short term
22/03/2021 01:33	19/03/2021 03:33	BNB	0.00129616	0.45	0.44	0.00	Fee	Short term
22/03/2021 01:33	19/03/2021 03:33	BNB	0.00129616	0.45	0.44	0.00		Short term
22/03/2021 01:33	19/03/2021 19:15	SWINGBY	30.00000000	24.19	21.60	-2.59		Short term
22/03/2021 01:34	19/03/2021 03:33	BNB	0.04186745	14.42	14.28	-0.14		Short term
22/03/2021 01:34	19/03/2021 03:33	BNB	0.04186745	14.42	14.28	-0.14		Short term
22/03/2021 01:34	19/03/2021 19:15	SWINGBY	18.91373370	15.25	0.00	-15.25		Short term
22/03/2021 01:35	19/03/2021 03:33	BNB	0.01880593	6.48	6.41	-0.06		Short term
22/03/2021 01:35	19/03/2021 03:33	BNB	0.01880593	6.48	6.41	-0.06		Short term
22/03/2021 01:35	11/03/2021 14:39	CAKE	0.10494169	1.89	1.36	-0.53		Short term
22/03/2021 01:35	12/03/2021 14:49	CAKE	0.34207003	5.71	4.44	-1.27		Short term
22/03/2021 01:36	19/03/2021 03:33	BNB	0.00128271	0.44	0.44	0.00		Short term
22/03/2021 01:36	19/03/2021 03:33	BNB	0.00128271	0.44	0.44	0.00		Short term
22/03/2021 01:36	22/03/2021 01:35	CAKE-LP	0.03652553	5.80	0.00	-5.80		Short term
22/03/2021 01:36	22/03/2021 01:35	CAKE-LP	0.04037028	6.41	0.00	-6.41		Short term
22/03/2021 01:36	19/03/2021 03:33	BNB	0.00128271	0.44	0.44	0.00		Short term
22/03/2021 01:36	19/03/2021 03:33	BNB	0.00128271	0.44	0.44	0.00		Short term
22/03/2021 01:36	22/03/2021 01:34	CAKE-LP	0.41784436	0.00	0.00	0.00		Short term
22/03/2021 01:36	22/03/2021 01:34	CAKE-LP	0.41784436	14.28	0.00	-14.28		Short term

Date Sold	Date Acquired	Asset	Amount	Cost (AUD)	Proceeds (AUD)	Gain / loss	Notes	Holding period
24/03/2021 17:30	15/03/2021 12:03	ETH	1.00793763	2,441.97	2,235.22	-206.75		Short term
29/03/2021 03:28	19/03/2021 03:33	BNB	0.00111329	0.38	0.39	0.01		Short term
29/03/2021 03:28	19/03/2021 03:33	BNB	0.00111329	0.38	0.39	0.01		Short term
29/03/2021 03:28	19/03/2021 03:33	BNB	0.00111329	0.38	0.39	0.01		Short term
29/03/2021 03:28	19/03/2021 03:33	BNB	0.00111329	0.38	0.39	0.01		Short term
29/03/2021 03:28	19/03/2021 03:33	BNB	0.00111329	0.38	0.39	0.01		Short term
29/03/2021 03:28	19/03/2021 03:33	BNB	0.00111329	0.38	0.39	0.01		Short term
29/03/2021 03:28	19/03/2021 03:33	BNB	0.00111329	0.38	0.39	0.01		Short term
29/03/2021 03:30	19/03/2021 03:33	BNB	0.00183840	0.63	0.65	0.02		Short term
29/03/2021 03:30	19/03/2021 03:33	BNB	0.00183840	0.63	0.65	0.02		Short term
29/03/2021 03:30	19/03/2021 03:44	CAKE	4.47029053	58.83	93.31	34.48		Short term
29/03/2021 03:30	12/03/2021 14:49	CAKE	5.52970946	92.29	115.42	23.13		Short term
29/03/2021 13:59	03/03/2021 08:40	THETA	12.01699708	59.25	200.00	140.75		Short term
30/03/2021 04:44	15/03/2021 12:03	ETH	0.06000000	145.36	144.17	-1.19		Short term
01/04/2021 01:35	18/01/2021 08:03	BTC	0.00039599	17.78	30.67	12.89		Short term
01/04/2021 01:35	19/03/2021 03:33	BNB	0.00045000	0.15	0.18	0.03	Fee	Short term
01/04/2021 01:35	03/01/2021 23:48	BTC	0.00274906	117.71	212.89	95.18		Short term
01/04/2021 01:43	19/03/2021 03:33	BNB	0.00080000	0.28	0.32	0.05	Fee	Short term
01/04/2021 01:46	19/03/2021 03:33	BNB	0.00121382	0.42	0.49	0.07		Short term
01/04/2021 01:46	19/03/2021 03:33	BNB	0.00121382	0.42	0.49	0.07		Short term
01/04/2021 01:46	19/03/2021 03:33	BNB	0.00061327	0.21	0.25	0.04		Short term
01/04/2021 01:46	19/03/2021 03:33	BNB	0.00061327	0.21	0.25	0.04		Short term
01/04/2021 01:46	19/03/2021 03:33	BNB	0.00111329	0.38	0.45	0.07		Short term
01/04/2021 01:46	19/03/2021 03:33	BNB	0.00111329	0.38	0.45	0.07		Short term
01/04/2021 01:46	19/03/2021 03:33	BNB	0.00111329	0.38	0.45	0.07		Short term
01/04/2021 01:46	19/03/2021 03:33	BNB	0.00111329	0.38	0.45	0.07		Short term
01/04/2021 01:46	19/03/2021 03:33	BNB	0.00111329	0.38	0.45	0.07		Short term
01/04/2021 01:47	19/03/2021 03:33	BNB	0.00107604	0.37	0.43	0.06		Short term
01/04/2021 01:47	19/03/2021 03:33	BNB	0.00107604	0.37	0.43	0.06		Short term
01/04/2021 01:47	19/03/2021 03:44	CAKE	3.00000000	39.48	73.15	33.67		Short term
01/04/2021 01:50	19/03/2021 03:33	BNB	0.10182978	35.07	41.12	6.05		Short term



Date Sold	Date Acquired	Asset	Amount	Cost (AUD)	Proceeds (AUD)	Gain / loss	Notes	Holding period
01/04/2021 01:50	19/03/2021 03:33	BNB	0.10182978	35.07	41.12	6.05		Short term
01/04/2021 01:50	19/03/2021 19:11	DUSK	79.60994425	42.40	40.76	-1.64		Short term
01/04/2021 01:54	19/03/2021 03:33	BNB	0.25163403	86.66	101.61	14.95		Short term
01/04/2021 01:54	19/03/2021 03:33	BNB	0.25182594	86.73	101.69	14.96		Short term
01/04/2021 01:54	19/03/2021 03:44	CAKE	4.12583725	54.29	100.60	46.31		Short term
01/04/2021 11:08	21/02/2021 03:45	FIL	6.90321689	416.06	1,500.00	1,083.94		Short term
05/04/2021 03:51	19/03/2021 03:33	BNB	0.00157716	0.54	0.73	0.19		Short term
05/04/2021 03:51	19/03/2021 03:33	BNB	0.00157716	0.54	0.73	0.19		Short term
05/04/2021 03:51	19/03/2021 03:44	CAKE	0.15447873	2.03	3.42	1.39		Short term
05/04/2021 03:51	19/03/2021 03:33	BNB	0.00044430	0.15	0.21	0.05		Short term
05/04/2021 03:51	19/03/2021 03:33	BNB	0.00044430	0.15	0.21	0.05		Short term
05/04/2021 03:52	19/03/2021 03:33	BNB	0.00100412	0.35	0.46	0.12		Short term
05/04/2021 03:52	19/03/2021 03:33	BNB	0.00100412	0.35	0.46	0.12		Short term
05/04/2021 03:52	19/03/2021 03:44	CAKE	0.10035416	1.32	2.22	0.90		Short term
05/04/2021 03:53	19/03/2021 03:33	BNB	0.14011983	48.26	64.75	16.50		Short term
05/04/2021 03:53	19/03/2021 03:33	BNB	0.14011983	48.26	64.75	16.50		Short term
05/04/2021 03:53	19/03/2021 19:15	SWINGBY	69.43795472	55.99	0.00	-55.99		Short term
05/04/2021 03:56	19/03/2021 03:33	BNB	0.00136323	0.47	0.63	0.16		Short term
05/04/2021 03:56	19/03/2021 03:33	BNB	0.00136323	0.47	0.63	0.16		Short term
05/04/2021 03:56	01/04/2021 01:50	CAKE-LP	1.39072043	40.76	0.00	-40.76		Short term
05/04/2021 03:56	01/04/2021 01:50	CAKE-LP	1.40297407	41.12	0.00	-41.12		Short term
05/04/2021 04:13	19/03/2021 03:33	BNB	0.00157716	0.54	0.73	0.19		Short term
05/04/2021 04:13	19/03/2021 03:33	BNB	0.00157716	0.54	0.73	0.19		Short term
05/04/2021 04:13	19/03/2021 03:44	CAKE	0.48789359	6.42	10.81	4.39		Short term
18/04/2021 03:51	15/03/2021 12:03	ETH	0.00289628	7.02	8.86	1.84		Short term
22/04/2021 00:16	19/03/2021 03:33	BNB	0.00066797	0.23	0.50	0.27		Short term
22/04/2021 00:16	19/03/2021 03:33	BNB	0.00066797	0.23	0.50	0.27		Short term
22/04/2021 00:17	19/03/2021 03:33	BNB	0.00094629	0.33	0.71	0.39		Short term
22/04/2021 00:17	19/03/2021 03:33	BNB	0.00094629	0.33	0.71	0.39		Short term

Date Sold	Date Acquired	Asset	Amount	Cost (AUD)	Proceeds (AUD)	Gain / loss	Notes	Holding period
22/04/2021 00:17	19/03/2021 03:44	CAKE	0.62949990	8.28	23.30	15.02		Short term
22/04/2021 00:25	19/03/2021 03:33	BNB	0.00022215	0.08	0.17	0.09		Short term
22/04/2021 00:25	19/03/2021 03:33	BNB	0.00022215	0.08	0.17	0.09		Short term
22/04/2021 00:25	19/03/2021 03:33	BNB	0.00039772	0.14	0.30	0.16		Short term
22/04/2021 00:25	19/03/2021 03:33	BNB	0.00039772	0.14	0.30	0.16		Short term
22/04/2021 00:25	19/03/2021 03:33	BNB	0.00060661	0.21	0.46	0.25		Short term
22/04/2021 00:25	19/03/2021 03:33	BNB	0.00060661	0.21	0.46	0.25		Short term
22/04/2021 00:25	19/03/2021 03:33	BNB	0.00090975	0.31	0.69	0.37	Fee	Short term
22/04/2021 00:25	19/03/2021 03:33	BNB	0.00090975	0.31	0.69	0.37		Short term
22/04/2021 00:25	05/04/2021 03:53	CAKE-LP	1.48658057	0.00	0.00	0.00		Short term
22/04/2021 00:25	05/04/2021 03:53	CAKE-LP	1.48658057	64.75	0.00	-64.75		Short term
22/04/2021 00:25	19/03/2021 03:44	CAKE	1.50000000	19.74	54.79	35.05		Short term
22/04/2021 00:28	19/03/2021 03:33	BNB	0.00060661	0.21	0.46	0.25		Short term
22/04/2021 00:28	19/03/2021 03:33	BNB	0.00060661	0.21	0.46	0.25		Short term
22/04/2021 00:28	01/04/2021 01:54	CAKE-LP	0.44512223	100.60	0.00	-100.60		Short term
22/04/2021 00:28	01/04/2021 01:54	CAKE-LP	0.44958786	101.61	0.00	-101.61		Short term
22/04/2021 00:34	19/03/2021 03:33	BNB	0.00078858	0.27	0.59	0.32		Short term
22/04/2021 00:34	19/03/2021 03:33	BNB	0.00078858	0.27	0.59	0.32		Short term
22/04/2021 00:34	19/03/2021 03:44	CAKE	1.31567762	17.31	48.37	31.06		Short term
24/04/2021 14:17	19/03/2021 03:33	BNB	0.00035647	0.12	0.24	0.12		Short term
24/04/2021 14:17	19/03/2021 03:33	BNB	0.00035647	0.12	0.24	0.12		Short term
24/04/2021 14:18	19/03/2021 03:33	BNB	0.00055664	0.19	0.38	0.18		Short term
24/04/2021 14:18	19/03/2021 03:33	BNB	0.00055664	0.19	0.38	0.18		Short term
24/04/2021 14:18	19/03/2021 03:33	BNB	0.00055664	0.19	0.38	0.18		Short term
24/04/2021 14:18	19/03/2021 03:33	BNB	0.00055664	0.19	0.38	0.18		Short term
24/04/2021 14:18	19/03/2021 03:33	BNB	0.00055664	0.19	0.38	0.18		Short term
24/04/2021 14:18	19/03/2021 03:33	BNB	0.00055664	0.19	0.38	0.18		Short term
24/04/2021 14:23	19/03/2021 03:33	BNB	0.00060132	0.21	0.41	0.20		Short term
24/04/2021 14:23	19/03/2021 03:33	BNB	0.00060132	0.21	0.41	0.20		Short term

Date Sold	Date Acquired	Asset	Amount	Cost (AUD)	Proceeds (AUD)	Gain / loss	Notes	Holding period
24/04/2021 14:25	19/03/2021 03:33	BNB	0.00060132	0.21	0.41	0.20		Short term
24/04/2021 14:25	19/03/2021 03:33	BNB	0.00060132	0.21	0.41	0.20		Short term
24/04/2021 14:25	19/03/2021 03:33	BNB	0.00055664	0.19	0.38	0.18		Short term
24/04/2021 14:25	19/03/2021 03:33	BNB	0.00055664	0.19	0.38	0.18		Short term
24/04/2021 14:27	19/03/2021 03:33	BNB	0.00060132	0.21	0.41	0.20		Short term
24/04/2021 14:27	19/03/2021 03:33	BNB	0.00060132	0.21	0.41	0.20		Short term
26/04/2021 17:19	19/03/2021 03:33	BNB	0.00098098	0.34	0.69	0.35	Fee	Short term
26/04/2021 17:19	19/03/2021 03:33	BNB	0.00098098	0.34	0.69	0.35		Short term
26/04/2021 17:19	24/04/2021 14:23	CAKE-LP	0.48506295	0.00	195.04	195.04		Short term
26/04/2021 17:19	24/04/2021 14:23	CAKE-LP	0.48654297	0.00	195.63	195.63		Short term
26/04/2021 17:20	19/03/2021 03:33	BNB	0.00098548	0.34	0.69	0.35	Fee	Short term
26/04/2021 17:20	19/03/2021 03:33	BNB	0.00098548	0.34	0.69	0.35		Short term
26/04/2021 17:20	24/04/2021 14:25	CAKE-LP	1.90442494	0.00	0.00	0.00		Short term
26/04/2021 17:20	24/04/2021 14:25	CAKE-LP	1.90442494	0.00	84.34	84.34		Short term
26/04/2021 17:21	19/03/2021 03:33	BNB	0.00103748	0.36	0.73	0.37	Fee	Short term
26/04/2021 17:21	19/03/2021 03:33	BNB	0.00103748	0.36	0.73	0.37		Short term
26/04/2021 17:21	24/04/2021 14:27	CAKE-LP	8.92845156	0.00	268.62	268.62		Short term
26/04/2021 17:21	24/04/2021 14:27	CAKE-LP	8.96380082	0.00	269.68	269.68		Short term
26/04/2021 17:24	19/03/2021 03:33	BNB	0.00053814	0.19	0.38	0.19		Short term
26/04/2021 17:24	19/03/2021 03:33	BNB	0.00053814	0.19	0.38	0.19		Short term
26/04/2021 17:24	19/03/2021 03:44	CAKE	5.16489925	67.97	227.00	159.04		Short term
28/04/2021 12:35	31/01/2021 14:09	XRP	0.00000000	0.00	0.00	0.00		Short term
28/04/2021 12:35	02/02/2021 07:29	XRP	30.16910257	26.82	54.52	27.70		Short term
28/04/2021 12:35	02/02/2021 07:30	XRP	246.51332022	219.47	445.48	226.01		Short term
28/04/2021 12:40	15/03/2021 06:18	SHR	612.53491449	32.56	50.00	17.44		Short term
28/04/2021 12:50	21/02/2021 22:39	JST	2110.62367702	178.87	344.00	165.13		Short term
28/04/2021 13:01	24/02/2021 05:59	YFI	0.00323233	145.19	202.03	56.84		Short term
06/05/2021 22:31	21/12/2020 14:02	EOS	2.23763081	10.02	25.50	15.48		Short term
06/05/2021 22:31	11/01/2021 15:10	EOS	24.96274824	102.20	284.50	182.30		Short term

Date Sold	Date Acquired	Asset	Amount	Cost (AUD)	Proceeds (AUD)	Gain / loss	Notes	Holding period
06/05/2021 22:33	11/01/2021 15:10	EOS	23.88810750	97.80	270.96	173.16		Short term
06/05/2021 22:41	02/02/2021 07:30	XRP	0.00000002	0.00	0.00	0.00		Short term
06/05/2021 22:41	02/02/2021 10:02	XRP	46.81332022	44.81	102.04	57.23		Short term
06/05/2021 22:41	02/02/2021 07:30	XRP	53.18667975	47.35	115.93	68.58		Short term
07/05/2021 11:04	27/02/2021 13:35	ADA	14.94929113	22.79	31.00	8.21		Short term
07/05/2021 11:04	27/02/2021 13:48	ADA	153.85817575	238.99	319.00	80.02		Short term
11/05/2021 12:38	19/03/2021 03:33	BNB	0.00064165	0.22	0.52	0.30		Short term
11/05/2021 12:38	19/03/2021 03:33	BNB	0.00064165	0.22	0.52	0.30		Short term
11/05/2021 12:38	19/03/2021 03:33	BNB	0.00078786	0.27	0.64	0.37		Short term
11/05/2021 12:38	19/03/2021 03:33	BNB	0.00078786	0.27	0.64	0.37		Short term
11/05/2021 12:38	19/03/2021 03:44	CAKE	0.74606161	9.82	33.71	23.89		Short term
11/05/2021 12:40	19/03/2021 03:33	BNB	0.00097017	0.33	0.79	0.45		Short term
11/05/2021 12:40	19/03/2021 03:33	BNB	0.00097017	0.33	0.79	0.45		Short term
11/05/2021 12:47	19/03/2021 03:33	BNB	0.00039965	0.14	0.32	0.19		Short term
11/05/2021 12:47	19/03/2021 03:33	BNB	0.00039965	0.14	0.32	0.19		Short term
11/05/2021 12:50	19/03/2021 03:33	BNB	0.00147603	0.51	1.20	0.69	Fee	Short term
11/05/2021 12:50	19/03/2021 03:33	BNB	0.00147603	0.51	1.20	0.69		Short term
11/05/2021 12:50	19/03/2021 19:11	DUSK	28.77322827	15.33	8.86	-6.46		Short term
11/05/2021 12:50	26/04/2021 17:21	DUSK	868.26953346	269.68	267.46	-2.22		Short term
12/05/2021 16:35	19/03/2021 03:33	BNB	0.00038130	0.13	0.33	0.20		Short term
12/05/2021 16:35	19/03/2021 03:33	BNB	0.00038130	0.13	0.33	0.20		Short term
12/05/2021 16:35	05/04/2021 03:51	SYRUP	0.15447873	0.00	0.00	0.00		Short term
12/05/2021 16:35	05/04/2021 04:13	SYRUP	0.48789359	0.00	0.00	0.00		Short term
12/05/2021 16:35	22/04/2021 00:17	SYRUP	0.62949990	0.00	0.00	0.00		Short term
12/05/2021 16:35	11/05/2021 12:38	SYRUP	0.74606161	0.00	0.00	0.00		Short term
12/05/2021 16:35	22/04/2021 00:34	SYRUP	1.31567762	0.00	0.00	0.00		Short term
12/05/2021 16:35	01/04/2021 01:47	SYRUP	3.00000000	0.00	0.00	0.00		Short term
12/05/2021 16:35	26/04/2021 17:24	SYRUP	5.16489925	0.00	0.00	0.00		Short term
12/05/2021 16:35	29/03/2021 03:30	SYRUP	10.00000000	0.00	0.00	0.00		Short term

Date Sold	Date Acquired	Asset	Amount	Cost (AUD)	Proceeds (AUD)	Gain / loss	Notes	Holding period
12/05/2021 16:36	19/03/2021 03:33	BNB	0.00031092	0.11	0.27	0.16		Short term
12/05/2021 16:36	19/03/2021 03:33	BNB	0.00031092	0.11	0.27	0.16		Short term
12/05/2021 16:39	01/04/2021 01:47	CAKE	0.00002277	0.00	0.00	0.00		Short term
12/05/2021 16:39	24/04/2021 14:23	CAKE	0.00009039	0.00	0.00	0.00		Short term
12/05/2021 16:39	24/04/2021 14:27	CAKE	0.00020756	0.01	0.01	0.00		Short term
12/05/2021 16:39	24/04/2021 14:25	CAKE	0.00028992	0.01	0.01	0.00		Short term
12/05/2021 16:39	22/04/2021 00:34	CAKE	0.00042864	0.02	0.02	0.00		Short term
12/05/2021 16:39	05/04/2021 04:13	CAKE	0.00057263	0.01	0.03	0.01		Short term
12/05/2021 16:39	24/04/2021 14:25	CAKE	0.00089908	0.03	0.04	0.01		Short term
12/05/2021 16:39	19/03/2021 03:33	BNB	0.00203526	0.70	1.75	1.05		Short term
12/05/2021 16:39	19/03/2021 03:33	BNB	0.00203526	0.70	1.75	1.05		Short term
12/05/2021 16:39	01/04/2021 01:46	CAKE	0.00532868	0.13	0.25	0.12		Short term
12/05/2021 16:39	29/03/2021 03:28	CAKE	0.01547630	0.32	0.72	0.39		Short term
12/05/2021 16:39	01/04/2021 01:46	CAKE	0.02845240	0.69	1.32	0.62		Short term
12/05/2021 16:39	22/04/2021 00:28	CAKE	0.03651931	1.35	1.69	0.34		Short term
12/05/2021 16:39	24/04/2021 14:18	CAKE	0.05849238	2.08	2.71	0.63		Short term
12/05/2021 16:39	26/04/2021 17:24	CAKE	0.08428068	3.70	3.90	0.20		Short term
12/05/2021 16:39	29/03/2021 03:28	CAKE	0.08835886	1.84	4.09	2.25		Short term
12/05/2021 16:39	01/04/2021 01:46	CAKE	0.08901623	2.17	4.12	1.95		Short term
12/05/2021 16:39	22/04/2021 00:25	CAKE	0.10035416	3.72	4.65	0.93		Short term
12/05/2021 16:39	24/04/2021 14:17	CAKE	0.10252421	3.64	4.75	1.11		Short term
12/05/2021 16:39	24/04/2021 14:18	CAKE	0.15279379	5.42	7.08	1.65		Short term
12/05/2021 16:39	05/04/2021 03:51	CAKE	0.15449160	3.42	7.16	3.73		Short term
12/05/2021 16:39	22/04/2021 00:25	CAKE	0.17192058	6.36	7.96	1.60		Short term
12/05/2021 16:39	01/04/2021 01:46	CAKE	0.36925215	9.00	17.10	8.10		Short term
12/05/2021 16:39	24/04/2021 14:18	CAKE	0.37502050	13.31	17.37	4.06		Short term
12/05/2021 16:39	05/04/2021 03:56	CAKE	0.48789359	10.81	22.60	11.78		Short term
12/05/2021 16:39	22/04/2021 00:17	CAKE	0.62952286	23.30	29.16	5.85		Short term
12/05/2021 16:39	11/05/2021 12:38	CAKE	0.74622410	33.71	34.56	0.85		Short term

Date Sold	Date Acquired	Asset	Amount	Cost (AUD)	Proceeds (AUD)	Gain / loss	Notes	Holding period
12/05/2021 16:39	29/03/2021 03:28	CAKE	1.87549705	39.15	86.86	47.71		Short term
12/05/2021 16:39	22/04/2021 00:16	CAKE	2.54280727	94.13	117.77	23.63		Short term
12/05/2021 16:39	26/04/2021 17:19	CAKE	4.43763341	195.04	205.52	10.48		Short term
12/05/2021 16:39	19/03/2021 03:44	CAKE	4.50679313	59.31	208.73	149.42		Short term
12/05/2021 16:39	12/05/2021 16:35	CAKE	4.57549317	211.91	211.91	0.00		Short term
12/05/2021 16:39	11/05/2021 12:50	CAKE	6.11610302	277.52	283.26	5.74		Short term
12/05/2021 16:43	19/03/2021 03:33	BNB	0.00031109	0.11	0.27	0.16		Short term
12/05/2021 16:43	19/03/2021 03:33	BNB	0.00031109	0.11	0.27	0.16		Short term
12/05/2021 16:44	19/03/2021 03:33	BNB	0.00031156	0.11	0.27	0.16		Short term
12/05/2021 16:44	19/03/2021 03:33	BNB	0.00031156	0.11	0.27	0.16		Short term
12/05/2021 16:47	19/03/2021 03:33	BNB	0.00125538	0.43	1.08	0.65	Fee	Short term
12/05/2021 16:47	19/03/2021 03:33	BNB	0.00125538	0.43	1.08	0.65		Short term
12/05/2021 16:47	22/04/2021 00:25	SWINGBY	0.16252067	0.00	0.06	0.06		Short term
12/05/2021 16:47	26/04/2021 17:20	SWINGBY	132.32854562	0.00	49.14	49.14		Short term
12/05/2021 16:48	19/03/2021 03:33	BNB	0.00031109	0.11	0.27	0.16		Short term
12/05/2021 16:48	19/03/2021 03:33	BNB	0.00031109	0.11	0.27	0.16		Short term
12/05/2021 16:49	19/03/2021 03:33	BNB	0.00031101	0.11	0.27	0.16		Short term
12/05/2021 16:49	19/03/2021 03:33	BNB	0.00031101	0.11	0.27	0.16		Short term
12/05/2021 16:50	19/03/2021 03:33	BNB	0.00017661	0.06	0.15	0.09		Short term
12/05/2021 16:50	19/03/2021 03:33	BNB	0.00017661	0.06	0.15	0.09		Short term
12/05/2021 16:50	19/03/2021 03:33	BNB	0.05844696	20.13	50.20	30.07		Short term
12/05/2021 16:50	19/03/2021 03:33	BNB	0.05844696	20.13	50.20	30.07		Short term
12/05/2021 16:50	12/05/2021 16:35	CAKE	1.06218759	49.19	49.19	0.00		Short term
12/05/2021 16:52	19/03/2021 03:33	BNB	0.00089869	0.31	0.77	0.46		Short term
12/05/2021 16:52	19/03/2021 03:33	BNB	0.00089869	0.31	0.77	0.46		Short term
12/05/2021 16:52	12/05/2021 16:50	CAKE-LP	0.12118143	49.19	0.00	-49.19		Short term
12/05/2021 16:52	12/05/2021 16:50	CAKE-LP	0.12365056	50.20	0.00	-50.20		Short term
13/05/2021 01:04	19/03/2021 03:33	BNB	0.18515114	63.77	156.65	92.88		Short term
13/05/2021 01:04	19/03/2021 03:33	BNB	0.18636829	64.19	157.68	93.49		Short term

Date Sold	Date Acquired	Asset	Amount	Cost (AUD)	Proceeds (AUD)	Gain / loss	Notes	Holding period
13/05/2021 01:23	24/02/2021 05:59	YFI	0.00122032	54.81	133.53	78.71		Short term
13/05/2021 02:16	19/03/2021 03:33	BNB	0.03154524	10.86	26.23	15.37		Short term
13/05/2021 02:16	19/03/2021 03:33	BNB	0.03154524	10.86	26.23	15.37		Short term
13/05/2021 02:45	19/03/2021 03:33	BNB	0.01132837	3.90	9.30	5.40		Short term
13/05/2021 02:45	19/03/2021 03:33	BNB	0.01132837	3.90	9.30	5.40		Short term
13/05/2021 03:27	19/03/2021 03:33	BNB	0.02244749	7.73	18.43	10.70		Short term
13/05/2021 03:27	19/03/2021 03:33	BNB	0.02244749	7.73	18.43	10.70		Short term
13/05/2021 04:21	19/03/2021 03:33	BNB	0.08138333	28.03	66.87	38.84		Short term
13/05/2021 04:21	19/03/2021 03:33	BNB	0.08138333	28.03	66.87	38.84		Short term
13/05/2021 22:24	07/02/2021 13:47	CRV	100.23421063	437.18	505.00	67.82		Short term
14/05/2021 01:18	19/03/2021 03:33	BNB	0.02000000	6.89	99.92	93.03		Short term
14/05/2021 01:18	15/03/2021 12:03	ETH	0.03748123	90.81	186.89	96.09		Short term
14/05/2021 14:27	20/03/2021 02:08	BNB	0.00354592	1.23	2.64	1.41		Short term
14/05/2021 14:27	19/03/2021 03:33	BNB	0.06441362	22.18	47.98	25.80		Short term
14/05/2021 14:27	19/03/2021 19:17	BNB	0.23265810	79.72	173.31	93.58		Short term
14/05/2021 14:27	19/03/2021 03:33	BNB	0.30061765	103.53	223.93	120.40		Short term
26/05/2021 00:57	22/03/2021 01:33	BNB	0.01133023	3.94	4.84	0.89		Short term
26/05/2021 00:57	20/03/2021 02:08	BNB	0.17963588	62.15	76.69	14.54		Short term
26/05/2021 00:57	20/03/2021 02:08	BNB	0.19096612	66.07	81.52	15.46		Short term
26/05/2021 14:24	22/03/2021 01:33	BNB	0.00039443	0.14	0.19	0.05		Short term
26/05/2021 14:24	22/03/2021 01:33	BNB	0.00039443	0.14	0.19	0.05		Short term
03/06/2021 03:59	12/05/2021 16:35	CAKE	10.59322033	490.61	250.00	-240.61		Short term

# Income Transactions

No transactions



## Gifts, donations & lost assets

No transactions

## Expenses

Date	Asset	Amount	Value (AUD)	Type	Description
14/03/2021 18:12	ETH	0.00435992	10.62	Cost	
14/03/2021 18:14	ETH	0.00435992	10.62	Cost	
15/03/2021 12:02	ETH	0.00756925	18.34	Cost	
15/03/2021 12:02	ETH	0.00430525	10.43	Cost	
15/03/2021 12:03	ETH	0.02999128	72.66	Cost	
17/03/2021 21:20	ETH	0.00327754	7.50	Cost	Transaction failed, only fee deducted
19/03/2021 03:38	BNB	0.00044406	0.15	Cost	
19/03/2021 03:38	BNB	0.00044406	0.15	Cost	
19/03/2021 03:40	BNB	0.00175989	0.61	Cost	
19/03/2021 03:46	BNB	0.00044430	0.15	Cost	
19/03/2021 03:46	BNB	0.00044430	0.15	Cost	
19/03/2021 03:47	BNB	0.00575148	1.98	Cost	
19/03/2021 03:48	BNB	0.00044331	0.15	Cost	
19/03/2021 03:48	BNB	0.00044331	0.15	Cost	
19/03/2021 03:49	BNB	0.00044430	0.15	Cost	
19/03/2021 03:49	BNB	0.00207121	0.71	Cost	Transaction failed, only fee deducted
19/03/2021 03:51	BNB	0.00044118	0.15	Cost	
19/03/2021 16:11	BNB	0.00044430	0.15	Cost	
19/03/2021 17:43	BNB	0.00047161	0.16	Cost	
19/03/2021 19:11	BNB	0.00044331	0.15	Cost	
19/03/2021 19:12	BNB	0.00044406	0.15	Cost	
19/03/2021 19:14	BNB	0.00044331	0.15	Cost	
19/03/2021 19:14	BNB	0.00044331	0.15	Cost	
19/03/2021 19:17	BNB	0.00117120	0.40	Cost	
19/03/2021 19:18	BNB	0.00044509	0.15	Cost	
19/03/2021 19:18	BNB	0.00044509	0.15	Cost	
20/03/2021 02:08	BNB	0.00117090	0.40	Cost	

Date	Asset	Amount	Value (AUD)	Type	Description
20/03/2021 02:10	BNB	0.00128271	0.44	Cost	
22/03/2021 01:36	BNB	0.00128271	0.44	Cost	
22/03/2021 01:36	BNB	0.00128271	0.44	Cost	
29/03/2021 03:28	BNB	0.00111329	0.39	Cost	
29/03/2021 03:28	BNB	0.00111329	0.39	Cost	
29/03/2021 03:28	BNB	0.00111329	0.39	Cost	
29/03/2021 03:30	BNB	0.00183840	0.65	Cost	
01/04/2021 01:46	BNB	0.00121382	0.49	Cost	
01/04/2021 01:46	BNB	0.00121382	0.49	Cost	
01/04/2021 01:46	BNB	0.00061327	0.25	Cost	
01/04/2021 01:46	BNB	0.00061327	0.25	Cost	
01/04/2021 01:46	BNB	0.00111329	0.45	Cost	
01/04/2021 01:46	BNB	0.00111329	0.45	Cost	
01/04/2021 01:47	BNB	0.00107604	0.43	Cost	
05/04/2021 03:51	BNB	0.00157716	0.73	Cost	
05/04/2021 03:51	BNB	0.00157716	0.73	Cost	
05/04/2021 03:51	BNB	0.00044430	0.21	Cost	
05/04/2021 03:51	BNB	0.00044430	0.21	Cost	
05/04/2021 03:52	BNB	0.00100412	0.46	Cost	
05/04/2021 03:52	BNB	0.00100412	0.46	Cost	
05/04/2021 03:56	BNB	0.00136323	0.63	Cost	
05/04/2021 04:13	BNB	0.00157716	0.73	Cost	
18/04/2021 03:51	ETH	0.00289628	8.86	Cost	Transaction failed, only fee deducted
22/04/2021 00:16	BNB	0.00066797	0.50	Cost	
22/04/2021 00:16	BNB	0.00066797	0.50	Cost	
22/04/2021 00:17	BNB	0.00094630	0.71	Cost	
22/04/2021 00:17	BNB	0.00094630	0.71	Cost	
22/04/2021 00:25	BNB	0.00060662	0.46	Cost	
22/04/2021 00:25	BNB	0.00022215	0.17	Cost	

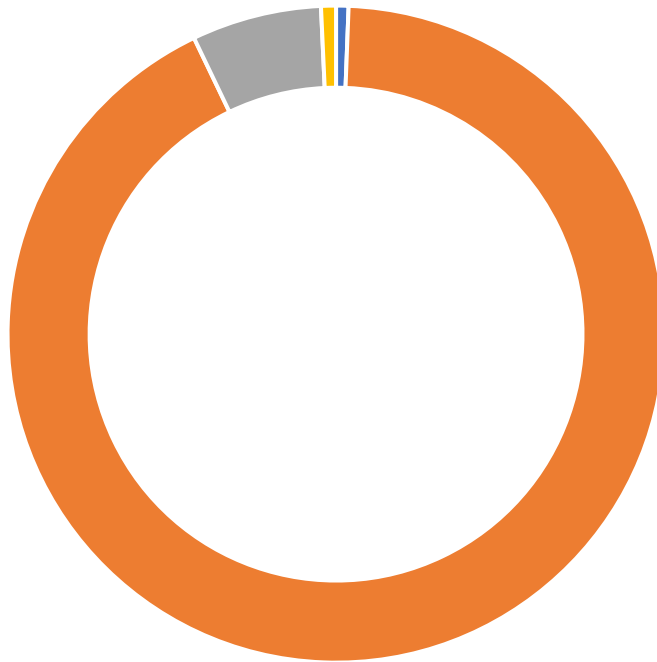
Date	Asset	Amount	Value (AUD)	Type	Description
22/04/2021 00:25	BNB	0.00039772	0.30	Cost	
22/04/2021 00:28	BNB	0.00060662	0.46	Cost	
22/04/2021 00:34	BNB	0.00078858	0.59	Cost	
24/04/2021 14:17	BNB	0.00035648	0.24	Cost	
24/04/2021 14:18	BNB	0.00055664	0.38	Cost	
24/04/2021 14:18	BNB	0.00055664	0.38	Cost	
24/04/2021 14:18	BNB	0.00055664	0.38	Cost	
24/04/2021 14:23	BNB	0.00060132	0.41	Cost	
24/04/2021 14:25	BNB	0.00060132	0.41	Cost	
24/04/2021 14:25	BNB	0.00055664	0.38	Cost	
24/04/2021 14:27	BNB	0.00060132	0.41	Cost	
26/04/2021 17:24	BNB	0.00053814	0.38	Cost	
11/05/2021 12:38	BNB	0.00064166	0.52	Cost	
11/05/2021 12:38	BNB	0.00078787	0.64	Cost	
11/05/2021 12:40	BNB	0.00097017	0.79	Cost	Transaction failed, only fee deducted
11/05/2021 12:47	BNB	0.00039965	0.32	Cost	
12/05/2021 16:35	BNB	0.00038130	0.33	Cost	
12/05/2021 16:36	BNB	0.00031093	0.27	Cost	
12/05/2021 16:39	BNB	0.00203526	1.75	Cost	
12/05/2021 16:43	BNB	0.00031109	0.27	Cost	
12/05/2021 16:44	BNB	0.00031156	0.27	Cost	
12/05/2021 16:48	BNB	0.00031109	0.27	Cost	
12/05/2021 16:49	BNB	0.00031101	0.27	Cost	
12/05/2021 16:50	BNB	0.00017661	0.15	Cost	
12/05/2021 16:52	BNB	0.00089870	0.77	Cost	
26/05/2021 14:24	BNB	0.00039443	0.19	Cost	

## Data sources

The data sources used to generate this report are listed below.

1. MEXC Global (MXC)
2. MetaMask 0xC6B..7451 BSC Other (0xC6Bd635C269A165...)
3. MetaMask 0x2A0....9E48 Main BSC/BNB (0x2A06271439EB46C...)
4. CoinSpot
5. MetaMask 0x2A0...9E48 ETH main (0x2A06271439EB46C...)
6. MetaMask 0xC6B..7451 ETH Other (0xC6Bd635C269A165...)
7. CoinSpot
8. Binance

# PORTFOLIO



■ CRU ■ ETH ■ UNTB ■ USDU

Currency	Amount	Amount\$	Balances %
CRU	3133.163	\$48.79	0.62
ETH	3.24	\$7,369.54	93.64
UNTB	17000	\$510.00	6.48
USDU	-58.563	-\$58.56	-0.74
	Total	\$7,869.77	

06/30/2021



TransactionHistory-(30-06-2020)-(30-06-2021) (1)

Date	Summary	MarketName	Period	ProfitAndLo	Transaction ty	Referenc	Open lev	Close lev	Size	Currenc	PL Amou	Cash transact	DateUtc	OpenDateUtc	CurrencyIsoCode	
10/05/21	Client Consideration	Webjet Ltd CONS 100@448 374QV:1240295~3	-	A\$448.00	DEPO	2E+07	-	0	-	A\$	448	FALSE	2021-05-10T03	2021-05-10T03	AUD	
06/05/21	Share Dealing Commission	Webjet Ltd COMM 374QV:1240295~3584	-	A\$-7.27	WITH	4E+07	-	0	-	A\$	-7.27	FALSE	2021-05-06T01	2021-05-06T01	AUD	
06/05/21		Webjet Ltd Australian GST 374QV:1240295~35	-	A\$-0.73	WITH	4E+07	-	0	-	A\$	-0.73	FALSE	2021-05-06T01	2021-05-06T01	AUD	
06/05/21	Cash Out	EFT Payment Sent	-	A\$-320.00	WITH	7E+07	-	0	-	A\$	-320	FALSE	2021-05-06T01	2021-05-06T01	AUD	Trf to Macq
05/05/21	Client Consideration	Flight Centre Travel Group Ltd CONS 20@1696	-	A\$339.20	DEPO	4E+07	-	0	-	A\$	339.2	FALSE	2021-05-05T12	2021-05-05T12	AUD	
03/05/21	Cash Out	EFT Payment Sent	-	A\$-240.00	WITH	7E+07	-	0	-	A\$	-240	FALSE	2021-05-03T04	2021-05-03T04	AUD	Trf to Macq
03/05/21		Flight Centre Travel Group Ltd Australian GST 4	-	A\$-0.73	WITH	4E+07	-	0	-	A\$	-0.73	FALSE	2021-05-03T02	2021-05-03T02	AUD	
03/05/21	Share Dealing Commission	Flight Centre Travel Group Ltd COMM 374QV:1	-	A\$-7.27	WITH	2E+07	-	0	-	A\$	-7.27	FALSE	2021-05-03T02	2021-05-03T02	AUD	
21/01/21	Cash In	BPAY Received	-	A\$300.00	DEPO	1E+07	-	0	-	A\$	300	FALSE	2021-01-21T05	2021-01-21T05	AUD	Trf to Macq
14/01/21		Subscription Fee - <Q4 2020> GST	-	A\$-4.55	WITH	3E+07	-	0	-	A\$	-4.55	FALSE	2021-01-14T00	2021-01-14T00	AUD	
14/01/21		Subscription Fee - <Q4 2020>	-	A\$-45.45	WITH	8E+07	-	0	-	A\$	-45.45	FALSE	2021-01-14T00	2021-01-14T00	AUD	\$100
12/11/20	Cash Out	EFT Payment Sent	-	A\$-839.00	WITH	7E+07	-	0	-	A\$	-839	FALSE	2020-11-11T15	2020-11-11T15	AUD	TTTrf to Macq
16/10/20		Subscription Fee - <Q3 2020>	-	A\$-45.45	WITH	2E+07	-	0	-	A\$	-45.45	FALSE	2020-10-15T22	2020-10-15T22	AUD	
16/10/20		Subscription Fee - <Q3 2020> GST	-	A\$-4.55	WITH	3E+07	-	0	-	A\$	-4.55	FALSE	2020-10-15T22	2020-10-15T22	AUD	
08/09/20	Client Consideration	Zip Company Limited CONS 170@670 374QV:	-	A\$-1,139.0	WITH	2E+07	-	0	-	A\$	-1139	FALSE	2020-09-08T04	2020-09-08T04	AUD	
04/09/20	Share Dealing Commission	Zip Company Limited COMM 374QV:1056062~	-	A\$-7.27	WITH	4E+07	-	0	-	A\$	-7.27	FALSE	2020-09-04T00	2020-09-04T00	AUD	
04/09/20		Zip Company Limited Australian GST 374QV:10	-	A\$-0.73	WITH	4E+07	-	0	-	A\$	-0.73	FALSE	2020-09-04T00	2020-09-04T00	AUD	





Issued by IG Markets Limited. ABN 84 099 019 851. Australian Financial Services Licence No. 220440. Securities and assets are held by IG and an external custodian on your behalf.

This confirmation contract note and statement are subject to the current terms and conditions of your share trading account. It may have been generated outside market hours. Please promptly make us aware of any errors or omissions. Your order may have been executed as multiple market transactions across multiple trade execution venues. Each trade activity transaction specifies the volume weighted average price for those market transactions. Please note that commissions may be shared with third parties. An itemised breakdown of commissions and taxes is available on request. GST (where appropriate) applies to brokerage and miscellaneous charges, excluding stamp duty. Please note that IG have a security interest on any collateral holdings.

Please note that for valuation purposes, all open positions are valued at the bid/offer price at 22:00 UK time. Margin calls are subject to change, and it is likely that the amount due of immediate payment will differ.



**Biller Code: 120717**  
**Ref: 84888571765**

**Telephone & Internet Banking – BPAY®**

Contact your bank or financial institution to make this payment from your cheque, savings, debit, credit card or transaction account. More info: [www.bpay.com.au](http://www.bpay.com.au)

**BSB**  
182512

**Account No.**  
000967552928

**Account Name**  
TINDERLY CONSULTING PTY LTD ATF TINDERLY  
SUPER

Christie McLennan  
PO BOX 3179  
MANDURAH EAST WA 6210



---

# Cash Management Account Transaction Listing Report

From 1 July 2020 to 30 June 2021

**Overview of this transaction listing report**

---

Opening balance	- Total debits	+ Total credits	= Closing balance
\$3,474.56 <b>CR</b>	\$7,251.00	\$3,799.04	\$22.60 <b>CR</b>

---

**Account Name**

TINDERLY CONSULTING PTY LTD ATF TINDERLY SUPER

**Cash Management Account Transaction Listing Report****Your transactions**

Please check each entry on this report. If you think there is an error or unauthorised transaction, please contact us right away.

Date	Description	Debits	Credits	Balance
<b>Jul 2020</b>				
	<b>Opening balance</b>			<b>3,474.56 CR</b>
Jul 30	BPAY TO COINSPOT DEPOSIT	3,400.00		74.56 CR
Jul 31	MACQUARIE CMA INTEREST PAID		0.04	74.60 CR
<b>Nov 2020</b>				
Nov 12	IG MARKETS IG-TXUGL		839.00	913.60 CR
Nov 25	CoinSpot 0000000019-1483163		1,500.00	2,413.60 CR
Nov 25	TRANSACT FUNDS TFR TO SHARON A FAIRFULL	910.00		1,503.60 CR
<b>Jan 2021</b>				
Jan 21	BPAY TO ASIC	613.00		890.60 CR
Jan 21	BPAY TO IG MARKETS	300.00		590.60 CR
<b>Apr 2021</b>				
Apr 26	BPAY TO TAX OFFICE PAYMENTS	259.00		331.60 CR
Apr 30	TRANSACT FUNDS TFR TO MORA WEALTH ACCOUN	330.00		1.60 CR
<b>May 2021</b>				
May 4	IG MARKETS IG-TXUGL		240.00	241.60 CR
May 6	CoinSpot 0000000019-2218794		300.00	541.60 CR
May 6	TRANSACT FUNDS TFR TO MORA WEALTH ACCOUN	227.00		314.60 CR
May 7	IG MARKETS IG-TXUGL		320.00	634.60 CR
May 7	CoinSpot 0000000019-2228465		350.00	984.60 CR
May 7	TRANSACT FUNDS TFR TO Mora Wealth Accoun	300.00		684.60 CR
May 12	TRANSACT FUNDS TFR TO MORA WEALTH ACCOUN	320.00		364.60 CR
May 20	BPAY TO COINSPOT DEPOSIT	350.00		14.60 CR
<b>Jun 2021</b>				
Jun 3	CoinSpot 0000000019-2316181		250.00	264.60 CR
Jun 14	TRANSACT FUNDS TFR TO Mora Wealth Accoun	242.00		22.60 CR
	<b>Closing balance</b>			<b>22.60 CR</b>

**Check we have your latest details**

New contact details? Contact us to update them.

**End of transaction listing report**

This information is provided by Macquarie Bank Limited ABN 46 008 583 542 AFSL 237502 for the date ranges you entered. It is not a statement and we recommend you use your periodic statement to conduct any reconciliations on your account. This document may not include all transactions, including pending transactions and cheque payments awaiting clearance.



Mob: +61 400 041 171  
Email: marianne.mactx@gmail.com

Mob: +61 401 320 918  
Email: marnie.mactx@gmail.com

Web: [www.mactx.com.au](http://www.mactx.com.au)  
Email: info.mactx@gmail.com  
PO Box 548, Camberwell VIC 3124

Tuesday, 30 June 2020

Dear Christie,

**RE: SMSF CONFIRMATION OF RECEIPT LETTER**

Thank you for your payment received.

This document is receipt of your SMSF payment received by MACTX INTERNATIONAL PTY LTD for investment into United Capital Investments (UCI Global) Diversified Trade Program.

**SUPERANNUATION FUND NAME: TINDERLYSUPERFUND**

**IN THE NAME OF:** Christie McLennan  
**INVESTED:** USD\$5,000  
**DATE INVESTED:** 2019  
**INVESTED WITH:** UNITED CAPITAL INVESTMENTS (UCI)  
**INVESTMENT TYPE:** COMPANY DIVERSIFIED TRADE INVESTMENT  
**TRADING MATURITY:** PROJECTED 2021

If you require any further information, please don't hesitate to contact us.

Kind Regards

MARNIE PASCOE  
MACTX INTERNATIONAL DIRECTOR



MARIANNE THOMAS  
MACTX INTERNATIONAL DIRECTOR

**USD\$5,000/0.7518 = AUD\$6,650.70**

**Difference in Value = \$7,285.44 - 6,650.70 = \$634.74**

**DISCLAIMER**

Investing in Monetary Markets including Private Equity, Financial Instruments, Wealth Creation, Diversification and Tier 1 Trading, are leveraged assets and instruments. Past performance is no guarantee of future performance. All information pertaining to MACTX PTY LTD, MACTX INTERNATIONAL PTY LTD, their subsidiary companies and their affiliates is general in nature for information and educational purposes only. We are not financial advisors, and we do not offer financial advice. We encourage you to seek independent advice and conduct your own due diligence.

ABN: 20 634 274 427  
ACN: 634 274 427



LEI: 875500600 VDFYC SBU083

EXTRACT  
Date: 12.01.2021

Share register of "Euroasian Rail Skyway Systems Holding II Ltd"

Registry entry		Shares			Registered Holder				
Number	Date	Starting number	Last number	Total	Name	Address	E-mail	Date of birth	Place of birth
SW-170997	04.03.2019	70 965 836 716	70 968 089 215	2 252 500	Skyway Super Fund, CN 602028839	85 Murdoch Drive, Singleton, Western Australia, 6175, Australia	Skywaysuperfund@gmail.com	21.08.2018	Australia
SW-189420	06.05.2019	72 107 198 000	72 107 622 999	425 000	Skyway Super Fund, CN 602028839	85 Murdoch Drive, Singleton, Western Australia, 6175, Australia	Skywaysuperfund@gmail.com	21.08.2018	Australia
SW-195862	03.06.2019	72 236 168 106	72 236 443 105	275 000	Skyway Super Fund, CN 602028839	85 Murdoch Drive, Singleton, Western Australia, 6175, Australia	Skywaysuperfund@gmail.com	21.08.2018	Australia

2 952 500 shares in 3 register entries

Units - 2,952,500 \* 0.021950 = \$64,807.38

President of SkyWay Companies' Group



Anatoli Yunitski

Date : 22 November 2020

To :

The Board of Directors  
**CLEAN EARTH TECHNOLOGIES LIMITED (“CET” or the “Company”)**  
112 Robinson Road  
#05-04 Robinson 112  
Singapore 068902

Dear Sirs,

**RE: OFF-MARKET TAKEOVER BID BY CET TO ACQUIRE THE ENTIRE ORDINARY FULLY PAID SHARES IN ECO MINERALS RESEACH LTD (“ECO”)**

On 25 May 2020, CET and ECO had entered into a Bid Implementation Agreement whereby CET proposed to acquire all the ECO shares by way of an off-market Takeover Bid, in accordance with Chapter 6 of the Corporations Act (Australia). The consideration offered by CET to every ECO Shareholder will be one (1) New CET Share for every one (1) ordinary ECO Share. (“Offer”).

Pursuant to the Offer, I/We, the undersigned, hereby agree to accept 6000 CET shares, as satisfaction in kind for my/our 6000 ECO Shares. Upon completion of the above, I/we shall have no claim my/our 6000 ECO Shares against your Company. **Units 6,000 \* \$0.020 = \$1,200**

I/We further undertake and agree to accept the aforesaid shares that you may allot to me/us, subject to the conditions of the Constitution of the Company, and I/we hereby authorize you to place my/our name and particulars with details as set forth hereunder, with the Accounting & Corporate Regulatory Authority of Singapore (<https://sso.acg.gov.sg/Act/CoA1967#pr63A->) and the Register of Members as holder in respect of the shares so allotted.

*Full Name	:	TINDERLY CONSULTING PTY LTD <TINDERLY SUPER A/C>
Registered Address /Residential Address (this should not be a PO Box address)	:	24 FLETCHER STREET APPLECROSS WA 6153 AUSTRALIA
NRIC No./Passport No./Registration No.	:	PA1332177
Date of birth /Date of incorporation	:	12 <sup>th</sup> Jan, 1978
Nationality/Country of incorporation	:	AUSTRALIA
Passport Expiry Date (if applicable)	:	06/02/2025 6 <sup>TH</sup> FEB, 2025
E-mail	:	TINDERLYWEALTH@GMAIL.COM
Contact No.	:	+61 406 130 356

CLEAN EARTH TECHNOLOGIES LIMITED (“CET” or the “Company”)

**RE: OFF-MARKET TAKEOVER BID BY CET TO ACQUIRE THE ENTIRE ORDINARY FULLY PAID SHARES IN ECO MINERALS RESEACH LTD (“ECO”)**

*\*Name of authorized person for the Trust, if applicable)*

Full Name of Authorized as per ID/Passport : CHRISTIE MCLENNAN

Residential Address (this should not be a PO Box address) : 24 FLETCHER ST, APPLECROSS, WESTERN AUSTRALIA, 6153

NRIC No./Passport No. : PA1332177

Passport Expiry Date : 06/02/2025 6<sup>TH</sup> FEB, 2025

Nationality : AUSTRALIAN

Date of birth : 12<sup>TH</sup> JAN 1978 12/01/1978

Email : [TINDERLYWEALTH@GMAIL.COM](mailto:TINDERLYWEALTH@GMAIL.COM)

Contact No. : +61 406 130 356

I/We also agree that this application is irrevocable and cannot be withdrawn before the Directors allot the shares in respect of this application.



.....  
Usual Signature of Applicant \*

*\*Please provide the Certificate of Incorporation/Registration of the Company, where applicable*



# TINDERLY CONSULTING PTY LTD

## <TINDERLY SUPER A/C>


[MESSAGES](#)
[LOGOUT](#)
[Holding Summary](#) / Holding Summary Details


### NUFORTUNE GROUP LIMITED

NUFORTUNE GROUP LIMITED (NFG)

ABN 40 610 805 555  
LEVEL 3  
74 WITTENOOM ST  
EAST PERTH WA 6004

**Company Secretary:** KELLY MOORE

**Tel:** +61 8 61175812

**Fax:**

**Official Web Site:** [WWW.NUFORTUNEGOLD.COM](http://WWW.NUFORTUNEGOLD.COM)

**Market Info:** [Market Index](#)

[DETAILS](#)
[HISTORY](#)
[PAYMENT](#)
[IMPORTANT INFO](#)

#### Security Holdings

Securities	Balance	Locked Amount	Price/Unit	Total Value
NFG ORDINARY FULLY PAID	4,000	0	\$0.000	\$0.00

\* Important Note: Price is based on the closing price on the previous business day.

#### Balances for the previous End of Financial Years

30/06/2021	30/06/2020	30/06/2019
4,000	4,000	0

Please note that your end of financial year balances may not be correct due to incomplete details.

#### Payment Details

Payment Method	Banking Details	Dividend Reinvestment	DRP Amount
Cheque		N/A	N/A



## Income tax 002

---

<b>Date generated</b>	26/05/2022
<b>Overdue</b>	\$0.00
<b>Not yet due</b>	\$0.00
<b>Balance</b>	\$0.00

## Transactions

---

2 results found - from **26 May 2020** to **26 May 2022** sorted by **processed date** ordered **newest to oldest**

Processed date	Effective date	Description	Debit (DR)	Credit (CR)	Balance
1 Jun 2021	31 Aug 2021	Tax return Self Man Superfund - Income Tax for the period from 01 Jul 19 to 30 Jun 20	\$259.00		\$0.00
27 Apr 2021	26 Apr 2021	Payment received		\$259.00	\$259.00 CR

---



## Rates for financial year ending 30 June 2021

---

- <https://www.ato.gov.au/Tax-professionals/TP/Rates-for-financial-year-ending-30-June-2021/>
- Last modified: 01 Jul 2021
- QC 66153

## Rates for financial year ending 30 June 2021

---

Foreign currency exchange rates for financial year 2021 foreign currency equivalent to \$1 Aust.

Country	Average rate for year ended		Nearest actual exchange rate		Currency
	31 Dec 20	30 Jun 21	31 Dec 20	30 Jun 21	
Canada	0.9249	0.9572	0.9818	0.9318	Canadian dollar
China	4.7608	4.9413	5.0298	4.8553	Renminbi
Europe	0.6045	0.6260	0.6269	0.6320	Euro
Hong Kong	5.3563	5.7921	5.9707	5.8382	Hong Kong dollar
India	51.1553	55.0235	56.3100	55.9200	Indian Rupee
Indonesia	10038.8458	10752.0992	10821.0000	10927.0000	Rupiah
Japan	73.6560	79.5516	79.4500	83.0700	Yen
Malaysia	2.8996	3.0806	3.0897	3.1218	Malaysian ringgit
Taiwan	20.3202	21.2522	21.6300	20.9600	New Taiwan dollar
New Zealand	1.0615	1.0742	1.0665	1.0745	New Zealand dollar

Papua New Guinea	2.3907	2.6137	2.7025	2.6379	Kina
Singapore	0.9517	1.0053	1.0189	1.0109	Singapore dollar
South Korea	813.5215	847.5967	836.7100	847.5200	South Korean won
Switzerland	0.6473	0.6796	0.6795	0.6930	Swiss franc
Thailand	21.5899	23.0733	23.0700	24.0900	Baht
UK	0.5378	0.5546	0.5657	0.5429	Pound sterling
USA	0.6906	0.7468	0.7702	0.7518	US dollar
Vietnam	16043.1660	17254.5952	17779.0000	17308.0000	Dong

From 1 January 2020, we have used the exchange rates from the Reserve Bank of Australia. In previous years we have used exchange rates sourced from the Commonwealth Bank of Australia.

The Reserve Bank of Australia and the Commonwealth Bank publish rates for different countries.

If we do not publish a rate for the country or year you need, you can use an appropriate exchange rate provided by:

- a banking institution operating in Australia including, where relevant, the banking institution through which your foreign income is received
- another reliable external source.

Keep the rate used and the source of rates with your records and be mindful that you cannot obtain an average rate (or rates) of exchange from an associate, or from yourself, unless otherwise notified by us.

## Our commitment to you

We are committed to providing you with accurate, consistent and clear information to help you understand your rights and entitlements and meet your obligations.

If you follow our information and it turns out to be incorrect, or it is misleading and you make a mistake as a result, we will take that into account when determining what action, if any, we should take.

Some of the information on this website applies to a specific financial year. This is clearly marked. Make sure you have the information for the right year before making decisions based on that information.

If you feel that our information does not fully cover your circumstances, or you are unsure how it applies to you, contact us or seek professional advice.

## Copyright notice

© Australian Taxation Office for the Commonwealth of Australia

You are free to copy, adapt, modify, transmit and distribute this material as you wish (but not in any way

that suggests the ATO or the Commonwealth endorses you or any of your services or products).

**P - PRIOR YEAR**

# Financial statements and reports for the year ended 30 June 2020

## Tinderly Super

---

Operating Statement

Statement of Financial Position

Notes to the Financial Statements

Trustees Declaration

Statement of Taxable Income

Members Statement

Investment Summary

Market Movement

CGT Register

Investment Income

Realised Capital Gains

Unrealised Capital Gains

Trustee Minute / Resolution

Trial Balance

---



**Tinderly Super**  
**Operating Statement**



For the year ended 30 June 2020

	Note	2020 \$	2019 \$
<b>Income</b>			
<b>Investment Income</b>			
Dividends Received	8	1	45
Interest Received		15	42
Transfers In		24,000	70,000
<b>Other Income</b>			
Foreign Exchange Increase/Decrease		(315)	0
<b>Total Income</b>		<u>23,701</u>	<u>70,087</u>
<b>Expenses</b>			
Accountancy Fees		660	0
Administration Costs		363	0
ATO Supervisory Levy		518	0
Auditor's Remuneration		330	0
Bank Charges		36	0
Formation expenses		935	0
		<u>2,842</u>	<u>0</u>
<b>Investment Losses</b>			
Changes in Market Values	9	1,613	(654)
<b>Total Expenses</b>		<u>4,455</u>	<u>(654)</u>
<b>Benefits accrued as a result of operations before income tax</b>		<u>19,246</u>	<u>70,741</u>
Income Tax Expense		0	76
<b>Benefits accrued as a result of operations</b>		<u>19,246</u>	<u>70,665</u>

The accompanying notes form part of these financial statements.

Refer to compilation report

Tinderly Super  
**Statement of Financial Position**



As at 30 June 2020

	Note	2020 \$	2019 \$
<b>Assets</b>			
<b>Investments</b>			
Cryptocurrency	2	2,881	0
Other Investments	3	7,285	0
Shares in Listed Companies (Australian)	4	0	817
Shares in Listed Companies (Overseas)	5	69,924	69,924
Shares in Unlisted Private Companies (Australian)	6	2,400	0
<b>Total Investments</b>		<u>82,490</u>	<u>70,741</u>
<b>Other Assets</b>			
Macquarie Cash Management Acc 1668		0	0
Macquarie Cash Management Acc 2928		3,475	0
Coinspot Cryptocurrency Account		0	0
IG Market Trading Account		4,000	0
<b>Total Other Assets</b>		<u>7,475</u>	<u>0</u>
<b>Total Assets</b>		<u>89,965</u>	<u>70,741</u>
Less:			
<b>Liabilities</b>			
Income Tax Payable		54	76
<b>Total Liabilities</b>		<u>54</u>	<u>76</u>
<b>Net assets available to pay benefits</b>		<u>89,911</u>	<u>70,665</u>
Represented by:			
<b>Liability for accrued benefits allocated to members' accounts</b>			
McLennan, Christie - Accumulation		89,911	70,665
<b>Total Liability for accrued benefits allocated to members' accounts</b>		<u>89,911</u>	<u>70,665</u>

The accompanying notes form part of these financial statements.

Refer to compilation report

**Note 1: Summary of Significant Accounting Policies**

The trustees have prepared the financial statements on the basis that the Superannuation Fund is not a reporting entity because it is not publicly accountable and is not required by law or governing document to prepare financial statements that comply with Australian Accounting Standards. The financial statements are therefore special purpose financial statements that have been prepared in order to meet the requirements of the Superannuation Industry (Supervision) Act 1993 and associated Regulations, the trust deed of the Fund and the needs of members.

The financial statements have been prepared on a cash basis and are based on historical costs, except for investments which have been measured at market value.

The following significant accounting policies, which are consistent with the policies applied in the previous period unless otherwise stated, have been adopted in the preparation of the financial statements.

The financial statements were authorised for issue by the Director(s).

**a. Measurement of Investments**

The Fund initially recognises:

- (i) an investment when it controls the future economic benefits expected to flow from the asset. For financial assets, the trade date is considered to be the date on which control of the future economic benefits attributable to the asset passes to the Fund; and
- (ii) a financial liability on the date it becomes a party to the contractual provisions of the instrument.

Investments of the Fund have been measured at market value, which refers to the amount that a willing buyer could reasonably be expected to pay to acquire an asset from a willing seller if the following assumptions were made:

- that the buyer and the seller deal with each other at arm's length in relation to the sale;
- that the sale occurred after proper marketing of the asset; and
- that the buyer and the seller acted knowledgeably and prudentially in relation to the sale.

Market value has been determined as follows:

- (i) shares and other securities listed on the Australian Securities Exchange by reference to the relevant market quotations at the end of the reporting period;
- (ii) units in managed funds by reference to the unit redemption price at the end of the reporting period;
- (iii) fixed-interest securities by reference to the redemption price at the end of the reporting period;
- (iv) unlisted investments are stated at trustees' assessment based on estimated market value at balance date or where necessary, an external valuer's opinion; and
- (v) investment properties at the trustees' assessment of the market value or where necessary a qualified independent valuer's opinion at the end of reporting period.

Financial liabilities, such as trade creditors and other payables, are measured at the gross value of the outstanding balance at the end of the reporting period. The trustees have determined that the gross values of the Fund's financial liabilities is equivalent to their market values. Any remeasurement changes in the gross values of non-current financial liabilities (including liabilities for members' accrued benefits) are recognised in the operating statement in the periods in which they occur.

**b. Cash and Cash Equivalents**

Cash and cash equivalents include cash on hand and at call, deposits with banks and short-term, highly liquid investments that are readily convertible to cash and subject to an insignificant risk of change in value.

**c. Revenue**

Revenue is recognised to the extent that it is probable that the economic benefits will flow to the Fund and the revenue can be reliably measured. Revenue is recognised at the fair value of the consideration received or receivable.

**Interest revenue**

Interest revenue is recognised in respect of fixed-interest securities, and cash and cash equivalent balances. Interest revenue is recognised upon receipt.

**Dividend revenue**

Dividend revenue is recognised when the dividend has been paid or, in the case of dividend reinvestment schemes, when the dividend is credited to the benefit of the fund.

**Rental revenue**

Rental revenue arising from operating leases on investment properties is recognised upon receipt.

**Distribution revenue**

Distributions from unit trusts and managed funds are recognised as at the date the unit value is quoted ex-distribution and if not received at the end of the reporting period, are reflected in the statement of financial position as a receivable at market value.

**Remeasurement changes in market values**

Remeasurement changes in the market values of assets are recognised as income and determined as the difference between the market value at year-end or consideration received (if sold during the year) and the market value as at the prior year-end or cost (if acquired during the period).

**Contributions**

Contributions and transfers in are recognised when the control and the benefits from the revenue have been attained and are recorded by the Fund, gross of any taxes, in the period to which they relate.

**d. Liability for Accrued Benefits**

The liability for accrued benefits represents the Fund's present obligation to pay benefits to members and beneficiaries, and has been calculated as the difference between the carrying amount of the assets and the carrying amount of the other payables and income tax liabilities as at the end of the reporting period.

**e. Critical Accounting Estimates and Judgements**

The preparation of financial statements requires the trustees to make judgements, estimates and assumptions that affect the application of accounting policies and the reported amounts of assets and liabilities, income and expenses. Actual results may differ from these estimates.

Estimates and underlying assumptions are reviewed on an ongoing basis. Revisions to accounting estimates are recognised in the period in which the estimate is revised and in any future period affected.

**Note 2: Cryptocurrency**

	2020 \$	2019 \$
Bitcoin	1,436	0
BNB	108	0
SNX	1,084	0
TNT	253	0
	2,881	0

## Notes to the Financial Statements

For the year ended 30 June 2020

**Note 3: Other Investments**

	2020 \$	2019 \$
MACTX Hedged Fund	7,285	0
	7,285	0

**Note 4: Shares in Listed Companies (Australian)**

	2020 \$	2019 \$
Althea Group Holdings Limited	0	645
Freedom Foods Group Limited	0	102
Medlab Clinical Limited	0	70
	0	817

**Note 5: Shares in Listed Companies (Overseas)**

	2020 \$	2019 \$
Euroasian Rail Skyway Systems Holding II Limited	69,924	69,924
	69,924	69,924

**Note 6: Shares in Unlisted Private Companies (Australian)**

	2020 \$	2019 \$
Eco Minerals Research Limited	1,200	0
NU FORTUNE Gold Limited	1,200	0
	2,400	0

**Note 7: Banks and Term Deposits**

	2020 \$	2019 \$
<b>Banks</b>		
IG Market Trading Account	4,000	0
Macquarie Cash Management Acc 2928	3,475	0
	7,475	0

**Note 8: Dividends**

	2020 \$	2019 \$
Accent Group Limited	0	45

## Notes to the Financial Statements

For the year ended 30 June 2020

Freedom Foods Group Limited	1	0
	1	45

## Note 9: Changes in Market Values

## Unrealised Movements in Market Value

	2020 \$	2019 \$
<b>Cryptocurrency</b>		
BNB	(1)	0
Bitcoin	148	0
SNX	659	0
TNT	253	0
	1,059	0
<b>Other Investments</b>		
MACTX Hedged Fund	(315)	0
	(315)	0
<b>Shares in Listed Companies (Australian)</b>		
Althea Group Holdings Limited	(124)	124
Freedom Foods Group Limited	(6)	6
Medlab Clinical Limited	8	(8)
	(122)	122
<b>Total Unrealised Movement</b>	622	122

## Realised Movements in Market Value

	2020 \$	2019 \$
<b>Cryptocurrency</b>		
ATOM	23	0
BNB	(54)	0
Bitcoin	262	0
DASH	28	0
Ethereum- ETH	189	0
GNT	(100)	0
ONG	28	0
SNX	(473)	0

**Notes to the Financial Statements**

For the year ended 30 June 2020

	(97)	0
<b>Other Investments</b>		
Arbitrage Corporation	(2,071)	0
	(2,071)	0
<b>Shares in Listed Companies (Australian)</b>		
Accent Group Limited	0	(115)
Afterpay Touch Group Limited	0	95
Althea Group Holdings Limited	(302)	531
Freedom Foods Group Limited	(25)	(78)
Medlab Clinical Limited	(55)	(92)
Zip Co Limited.	0	190
	(382)	531
<b>Total Realised Movement</b>	(2,550)	531
<b>Changes in Market Values</b>	(1,928)	653

**Tinderly Super**  
**Tinderly Consulting Pty Ltd ACN: 602028839**  
**Trustees Declaration**

---

The directors of the trustee company have determined that the fund is not a reporting entity and that the special purpose financial statements should be prepared in accordance with the accounting policies described in Note 1 to the financial statements.

The directors of the trustee company declare that:

- (i) the financial statements and notes to the financial statements for the year ended 30 June 2020 present fairly, in all material respects, the financial position of the superannuation fund at 30 June 2020 and the results of its operations for the year ended on that date in accordance with the accounting policies described in Note 1 to the financial statements;
- (ii) the financial statements and notes to the financial statements have been prepared in accordance with the requirements of the trust deed; and
- (iii) the operation of the superannuation fund has been carried out in accordance with its trust deed and in compliance with the requirements of the Superannuation Industry (Supervision) Act 1993 and associated Regulations during the year ended 30 June 2020.

Specifically, the directors of the trustee company declare that:

- in accordance with s120 of the Superannuation Industry (Supervision) Act 1993, no individual trustee has been or is a disqualified person;
- the fund has satisfactory title to all assets, all assets are unencumbered and free from charge as prescribed by s50 of the Superannuation Industry (Supervision) Act 1993 and reg13.14 of the Superannuation Industry (Supervision) Act 1994; and
- to the knowledge of the directors of the trustee company, there have been no events or transactions subsequent to the balance date which could have a material impact on the fund. Where such events have occurred, the effect of such events has been accounted and noted in the fund's financial statements.

Signed in accordance with a resolution of the directors of the trustee company by:

.....  
Christie McLennan  
Tinderly Consulting Pty Ltd  
Director

Dated this ..... day of .....



**Statement of Taxable Income**

For the year ended 30 June 2020

	<b>2020</b>
	<b>\$</b>
Benefits accrued as a result of operations	19,246.00
<b>Less</b>	
Non Taxable Transfer In	24,000.00
Increase in MV of investments	622.00
Realised Accounting Capital Gains	(2,550.00)
	<u>22,072.00</u>
<b>Add</b>	
SMSF non deductible expenses	935.00
	<u>935.00</u>
SMSF Annual Return Rounding	(1.00)
	<u>(1,892.00)</u>
<b>Taxable Income or Loss</b>	<u>(1,892.00)</u>
Income Tax on Taxable Income or Loss	0.00
	<u>0.00</u>
<b>CURRENT TAX OR REFUND</b>	<u>0.00</u>
Supervisory Levy	259.00
	<u>259.00</u>
<b>AMOUNT DUE OR REFUNDABLE</b>	<u>259.00</u>

# Tinderly Super Members Statement



Christie Helen McLennan  
24 Fletcher St  
APPLECROSS, Western Australia, 6153, Australia

## Your Details

Date of Birth :	Provided	Nominated Beneficiaries:	N/A
Age:	42	Nomination Type:	N/A
Tax File Number:	Provided	Vested Benefits:	89,911
Date Joined Fund:	21/08/2018	Total Death Benefit:	89,911
Service Period Start Date:	11/11/1997		
Date Left Fund:			
Member Code:	MCLCHR00001A		
Account Start Date:	21/08/2018		
Account Phase:	Accumulation Phase		
Account Description:	Accumulation		

## Your Balance

Total Benefits	89,911
<u>Preservation Components</u>	
Preserved	89,880
Unrestricted Non Preserved	32
Restricted Non Preserved	
<u>Tax Components</u>	
Tax Free	548
Taxable	89,363
Investment Earnings Rate	-6%

## Your Detailed Account Summary

	This Year	Last Year
Opening balance at 01/07/2019	70,665	
<u>Increases to Member account during the period</u>		
Employer Contributions		
Personal Contributions (Concessional)		
Personal Contributions (Non Concessional)		
Government Co-Contributions		
Other Contributions		
Proceeds of Insurance Policies		
Transfers In	24,000	70,000
Net Earnings	(4,754)	761
Internal Transfer In		
<u>Decreases to Member account during the period</u>		
Pensions Paid		
Contributions Tax		
Income Tax		95
No TFN Excess Contributions Tax		
Excess Contributions Tax		
Refund Excess Contributions		
Division 293 Tax		
Insurance Policy Premiums Paid		
Management Fees		
Member Expenses		
Benefits Paid/Transfers Out		
Superannuation Surcharge Tax		
Internal Transfer Out		
Closing balance at 30/06/2020	89,911	70,666

# Tinderly Super Investment Summary Report

As at 30 June 2020



Investment	Units	Market Price	Market Value	Average Cost	Accounting Cost	Unrealised Gain/(Loss)	Gain/(Loss)%	Portfolio Weight%
<b>Cash/Bank Accounts</b>								
Coinspot Cryptocurrency Account		0.220000	0.22	0.22	0.22			0.00 %
IG Market Trading Account		4,000.000000	4,000.00	4,000.00	4,000.00			4.45 %
Macquarie Cash Management Acc 2928		3,474.560000	3,474.56	3,474.56	3,474.56			3.86 %
			<b>7,474.78</b>		<b>7,474.78</b>			<b>8.31 %</b>
<b>Cryptocurrency</b>								
BCN	BCN	1.00	0.000311	0.00	0.00	0.00	0.00 %	0.00 %
BITC	Bitcoin	0.11	13,272.800000	1,418.21	12,056.32	1,288.23	129.98	10.09 %
BNB	BNB	4.72	22.967248	108.43	23.09	109.00	(0.57)	(0.52) %
DOGE	DOGE	1.00	0.003493	0.00	0.00	0.00	0.00 %	0.00 %
SNX	SNX	367.27	2.952018	1,084.18	1.16	424.99	659.19	155.11 %
TNT	TNT	5,049.74	0.050111	253.05	0.00	0.00	253.05	0.00 %
			<b>2,863.87</b>		<b>1,822.22</b>	<b>1,041.65</b>	<b>57.16 %</b>	<b>3.18 %</b>
<b>Other Investments</b>								
MACTX	MACTX Hedged Fund	1.00	7,285.440000	7,285.44	7,600.00	7,600.00	(314.56)	(4.14) %
			<b>7,285.44</b>		<b>7,600.00</b>	<b>(314.56)</b>	<b>(4.14) %</b>	<b>8.10 %</b>
<b>Shares in Listed Companies (Overseas)</b>								
ERSS Holdng II	Euroasian Rail Skyway Systems Holding II Limited	2,952,500.00	0.023683	69,924.06	0.02	69,923.88	0.18	0.00 %
			<b>69,924.06</b>		<b>69,923.88</b>	<b>0.18</b>	<b>0.00 %</b>	<b>77.74 %</b>
<b>Shares in Unlisted Private Companies (Australian)</b>								
ECM	Eco Minerals Research Limited	6,000.00	0.200000	1,200.00	0.20	1,200.00	0.00	0.00 %
NFG	NU FORTUNE Gold Limited	4,000.00	0.300000	1,200.00	0.30	1,200.00	0.00	0.00 %
			<b>2,400.00</b>		<b>2,400.00</b>	<b>0.00</b>	<b>0.00 %</b>	<b>2.67 %</b>
			<b>89,948.15</b>		<b>89,220.88</b>	<b>727.27</b>	<b>0.82 %</b>	<b>100.00 %</b>

# Tinderly Super Market Movement Report

As at 30 June 2020



Investment	Date	Description	Unrealised				Realised			Total
			Units	Accounting Cost Movement	Market Movement	Depreciation	Balance	Consideration	Accounting Cost Base	
AGH.AX - Althea Group Holdings Limited										
	01/07/2019	Opening Balance	639.00	0.00	0.00	0.00	645.39	0.00	0.00	0.00
	20/02/2020	Disposal	(639.00)	(521.42)	0.00	0.00	123.97	219.67	521.42	(301.75)
	20/02/2020	Writeback	0.00	0.00	(123.97)	0.00	0.00	0.00	0.00	0.00
	<b>30/06/2020</b>		<b>0.00</b>	<b>(521.42)</b>	<b>(123.97)</b>	<b>0.00</b>	<b>0.00</b>	<b>219.67</b>	<b>521.42</b>	<b>(301.75)</b>
ARBITRAGE - Arbitrage Corporation										
	25/04/2020	Purchase	0.15	2,070.60	0.00	0.00	2,070.60	0.00	0.00	0.00
	25/04/2020	Disposal	(0.15)	(2,070.60)	0.00	0.00	0.00	0.00	2,070.60	(2,070.60)
	25/04/2020	Revaluation	0.00	0.00	0.00	0.00	0.00	0.00	0.00	0.00
	<b>30/06/2020</b>		<b>0.00</b>	<b>0.00</b>	<b>0.00</b>	<b>0.00</b>	<b>0.00</b>	<b>0.00</b>	<b>2,070.60</b>	<b>(2,070.60)</b>
ATOM - ATOM										
	10/12/2019	Purchase	34.91	200.00	0.00	0.00	200.00	0.00	0.00	0.00
	16/01/2020	Disposal	(34.91)	(200.00)	0.00	0.00	0.00	223.34	200.00	23.34
	<b>30/06/2020</b>		<b>0.00</b>	<b>0.00</b>	<b>0.00</b>	<b>0.00</b>	<b>0.00</b>	<b>223.34</b>	<b>200.00</b>	<b>23.34</b>
BCN - BCN										
	10/12/2019	Purchase	1.00	0.00	0.00	0.00	0.00	0.00	0.00	0.00
	<b>30/06/2020</b>		<b>1.00</b>	<b>0.00</b>	<b>0.00</b>	<b>0.00</b>	<b>0.00</b>	<b>0.00</b>	<b>0.00</b>	<b>0.00</b>
BITC1 - Bitcoin										
	01/12/2019	Purchase	0.00	0.73	0.00	0.00	0.73	0.00	0.00	0.00
	01/12/2019	Purchase	0.04	417.81	0.00	0.00	418.54	0.00	0.00	0.00
	01/12/2019	Purchase	0.01	163.64	0.00	0.00	582.18	0.00	0.00	0.00
	01/12/2019	Purchase	0.04	417.81	0.00	0.00	999.99	0.00	0.00	0.00
	13/02/2020	Purchase	0.05	750.00	0.00	0.00	1,749.99	0.00	0.00	0.00
	28/03/2020	Purchase	0.08	880.00	0.00	0.00	2,629.99	0.00	0.00	0.00
	25/04/2020	Disposal	(0.15)	(1,736.51)	0.00	0.00	893.48	2,070.60	1,736.51	334.09
	29/04/2020	Disposal	(0.03)	(390.91)	0.00	0.00	502.57	318.46	390.91	(72.45)
	10/05/2020	Purchase	0.03	379.67	0.00	0.00	882.24	0.00	0.00	0.00
	11/05/2020	Purchase	0.03	405.99	0.00	0.00	1,288.23	0.00	0.00	0.00
	30/06/2020	Revaluation	0.00	0.00	430.59	0.00	1,718.82	0.00	0.00	0.00
	30/06/2020	Revaluation	0.00	0.00	(283.09)	0.00	1,435.73	0.00	0.00	0.00
	<b>30/06/2020</b>		<b>0.11</b>	<b>1,288.23</b>	<b>147.50</b>	<b>0.00</b>	<b>1,435.73</b>	<b>2,389.06</b>	<b>2,127.42</b>	<b>261.64</b>

# Tinderly Super Market Movement Report



As at 30 June 2020

Investment	Date	Description	Unrealised				Realised			Total
			Units	Accounting Cost Movement	Market Movement	Depreciation	Balance	Consideration	Accounting Cost Base	
BNB - BNB										
	01/12/2019	Purchase	8.66	200.00	0.00	0.00	200.00	0.00	0.00	0.00
	16/02/2020	Purchase	4.72	189.85	0.00	0.00	389.85	0.00	0.00	0.00
	01/05/2020	Disposal	(8.66)	(280.85)	0.00	0.00	109.00	226.37	280.85	(54.48)
	30/06/2020	Revaluation	0.00	0.00	(0.57)	0.00	108.43	0.00	0.00	0.00
	<b>30/06/2020</b>		<b>4.72</b>	<b>109.00</b>	<b>(0.57)</b>	<b>0.00</b>	<b>108.43</b>	<b>226.37</b>	<b>280.85</b>	<b>(54.48)</b>
DAS - DASH										
	27/11/2019	Purchase	2.68	200.00	0.00	0.00	200.00	0.00	0.00	0.00
	30/11/2019	Disposal	(2.68)	(200.00)	0.00	0.00	0.00	227.51	200.00	27.51
	<b>30/06/2020</b>		<b>0.00</b>	<b>0.00</b>	<b>0.00</b>	<b>0.00</b>	<b>0.00</b>	<b>227.51</b>	<b>200.00</b>	<b>27.51</b>
DOGE - DOGE										
	01/12/2019	Purchase	1.00	0.00	0.00	0.00	0.00	0.00	0.00	0.00
	<b>30/06/2020</b>		<b>1.00</b>	<b>0.00</b>	<b>0.00</b>	<b>0.00</b>	<b>0.00</b>	<b>0.00</b>	<b>0.00</b>	<b>0.00</b>
ECM - Eco Minerals Research Limited										
	11/12/2019	Purchase	6,000.00	1,200.00	0.00	0.00	1,200.00	0.00	0.00	0.00
	30/06/2020	Revaluation	0.00	0.00	7,198,800.00	0.00	7,200,000.00	0.00	0.00	0.00
	30/06/2020	Revaluation	0.00	0.00	(7,198,800.00)	0.00	1,200.00	0.00	0.00	0.00
	<b>30/06/2020</b>		<b>6,000.00</b>	<b>1,200.00</b>	<b>0.00</b>	<b>0.00</b>	<b>1,200.00</b>	<b>0.00</b>	<b>0.00</b>	<b>0.00</b>
ERSS Holdng II - Euroasian Rail Skyway Systems Holding II Limited										
	01/07/2019	Opening Balance	2,952,500.00	0.00	0.00	0.00	69,924.06	0.00	0.00	0.00
	<b>30/06/2020</b>		<b>2,952,500.00</b>	<b>0.00</b>	<b>0.00</b>	<b>0.00</b>	<b>69,924.06</b>	<b>0.00</b>	<b>0.00</b>	<b>0.00</b>
ETH1 - Ethereum- ETH										
	30/11/2019	Purchase	0.45	0.00	0.00	0.00	0.00	0.00	0.00	0.00
	16/02/2020	Disposal	(0.45)	0.00	0.00	0.00	0.00	189.17	0.00	189.17
	<b>30/06/2020</b>		<b>0.00</b>	<b>0.00</b>	<b>0.00</b>	<b>0.00</b>	<b>0.00</b>	<b>189.17</b>	<b>0.00</b>	<b>189.17</b>
FNP.AX - Freedom Foods Group Limited										
	01/07/2019	Opening Balance	20.00	0.00	0.00	0.00	101.60	0.00	0.00	0.00
	14/05/2020	Disposal	(20.00)	(95.80)	0.00	0.00	5.80	70.65	95.80	(25.15)
	14/05/2020	Writeback	0.00	0.00	(5.81)	0.00	(0.01)	0.00	0.00	0.00
	30/06/2020	Revaluation	0.00	0.00	0.01	0.00	0.00	0.00	0.00	0.00
	<b>30/06/2020</b>		<b>0.00</b>	<b>(95.80)</b>	<b>(5.80)</b>	<b>0.00</b>	<b>0.00</b>	<b>70.65</b>	<b>95.80</b>	<b>(25.15)</b>

# Tinderly Super Market Movement Report

As at 30 June 2020



Investment	Date	Description	Unrealised				Realised			Total
			Units	Accounting Cost Movement	Market Movement	Depreciation	Balance	Consideration	Accounting Cost Base	
GNT - GNT										
	25/11/2019	Purchase	1,919.31	100.00	0.00	0.00	100.00	0.00	0.00	0.00
	30/11/2019	Disposal	(1,919.31)	(100.00)	0.00	0.00	0.00	0.00	100.00	(100.00)
	<b>30/06/2020</b>		<b>0.00</b>	<b>0.00</b>	<b>0.00</b>	<b>0.00</b>	<b>0.00</b>	<b>0.00</b>	<b>100.00</b>	<b>(100.00)</b>
MACTX - MACTX Hedged Fund										
	11/11/2019	Purchase	1.00	7,600.00	0.00	0.00	7,600.00	0.00	0.00	0.00
	30/06/2020	Revaluation	0.00	0.00	(314.56)	0.00	7,285.44	0.00	0.00	0.00
	30/06/2020	Revaluation	0.00	0.00	314.56	0.00	7,600.00	0.00	0.00	0.00
	30/06/2020	Revaluation	0.00	0.00	(314.56)	0.00	7,285.44	0.00	0.00	0.00
	<b>30/06/2020</b>		<b>1.00</b>	<b>7,600.00</b>	<b>(314.56)</b>	<b>0.00</b>	<b>7,285.44</b>	<b>0.00</b>	<b>0.00</b>	<b>0.00</b>
MDC.AX - Medlab Clinical Limited										
	01/07/2019	Opening Balance	200.00	0.00	0.00	0.00	70.00	0.00	0.00	0.00
	14/05/2020	Disposal	(200.00)	(77.64)	0.00	0.00	(7.64)	23.05	77.64	(54.59)
	14/05/2020	Writeback	0.00	0.00	7.64	0.00	0.00	0.00	0.00	0.00
	<b>30/06/2020</b>		<b>0.00</b>	<b>(77.64)</b>	<b>7.64</b>	<b>0.00</b>	<b>0.00</b>	<b>23.05</b>	<b>77.64</b>	<b>(54.59)</b>
NFG - NU FORTUNE Gold Limited										
	11/12/2019	Purchase	4,000.00	1,200.00	0.00	0.00	1,200.00	0.00	0.00	0.00
	30/06/2020	Revaluation	0.00	0.00	4,798,800.00	0.00	4,800,000.00	0.00	0.00	0.00
	30/06/2020	Revaluation	0.00	0.00	(4,798,800.00)	0.00	1,200.00	0.00	0.00	0.00
	<b>30/06/2020</b>		<b>4,000.00</b>	<b>1,200.00</b>	<b>0.00</b>	<b>0.00</b>	<b>1,200.00</b>	<b>0.00</b>	<b>0.00</b>	<b>0.00</b>
ONG - ONG										
	17/03/2020	Purchase	1,000.00	112.90	0.00	0.00	112.90	0.00	0.00	0.00
	01/05/2020	Disposal	(1,000.00)	(112.90)	0.00	0.00	0.00	140.89	112.90	27.99
	<b>30/06/2020</b>		<b>0.00</b>	<b>0.00</b>	<b>0.00</b>	<b>0.00</b>	<b>0.00</b>	<b>140.89</b>	<b>112.90</b>	<b>27.99</b>
SNX - SNX										
	24/04/2020	Purchase	400.00	462.86	0.00	0.00	462.86	0.00	0.00	0.00
	24/04/2020	Purchase	367.27	435.00	0.00	0.00	897.86	0.00	0.00	0.00
	12/05/2020	Disposal	(400.00)	(472.87)	0.00	0.00	424.99	0.00	472.87	(472.87)
	30/06/2020	Revaluation	0.00	0.00	2,547.94	0.00	2,972.93	0.00	0.00	0.00
	30/06/2020	Revaluation	0.00	0.00	(1,888.75)	0.00	1,084.18	0.00	0.00	0.00
	<b>30/06/2020</b>		<b>367.27</b>	<b>424.99</b>	<b>659.19</b>	<b>0.00</b>	<b>1,084.18</b>	<b>0.00</b>	<b>472.87</b>	<b>(472.87)</b>

Tinderly Super  
**Market Movement Report**



As at 30 June 2020

Investment	Date	Description	Unrealised				Realised			Total
			Units	Accounting Cost Movement	Market Movement	Depreciation	Balance	Consideration	Accounting Cost Base	
TNT - TNT										
	12/05/2020	Purchase	5,049.74	0.00	0.00	0.00	0.00	0.00	0.00	
	30/06/2020	Revaluation	0.00	0.00	253.05	0.00	253.05	0.00	0.00	0.00
	<b>30/06/2020</b>		<b>5,049.74</b>	<b>0.00</b>	<b>253.05</b>	<b>0.00</b>	<b>253.05</b>	<b>0.00</b>	<b>0.00</b>	<b>0.00</b>
<b>Total Market Movement</b>					<b>622.48</b>				<b>(2,549.79)</b>	<b>(1,927.31)</b>

# Tinderly Super CGT Register Report



As at 30 June 2020

Investment	Transaction Date	Contract Date	CGT Transaction Type	Units	Cost Base	Cost Base Adj Tax Def	Cost Base Adj Tax Free	Reduced Cost Base	Adjusted Cost Base	Net Other Capital Gain	Net Indexed Gain	Gross Discounted Gain	CGT Loss
<b>Cryptocurrency</b>													
ATOM - ATOM													
	10/12/2019	10/12/2019	Purchase	34.91	200.00								
	16/01/2020	16/01/2020	Disposal	(34.91)		0.00		200.00	200.00	23.34			
BCN - BCN													
	10/12/2019	10/12/2019	Purchase	1.00	0.00								
BITC1 - Bitcoin													
	01/12/2019	01/12/2019	Purchase	0.04	417.81								
	01/12/2019	01/12/2019	Purchase	0.00	0.73								
	01/12/2019	01/12/2019	Purchase	0.04	417.81								
	01/12/2019	01/12/2019	Purchase	0.01	163.64								
	13/02/2020	13/02/2020	Purchase	0.05	750.00								
	28/03/2020	28/03/2020	Purchase	0.08	880.00								
	25/04/2020	25/04/2020	Disposal	(0.04)		0.00		417.81	417.81	105.15			







# Tinderly Super CGT Register Report



As at 30 June 2020

Investment	Transaction Date	Contract Date	CGT Transaction Type	Units	Cost Base	Cost Base Adj Tax Def	Cost Base Adj Tax Free	Reduced Cost Base	Adjusted Cost Base	Net Other Capital Gain	Net Indexed Gain	Gross Discounted Gain	CGT Loss
<b>Cryptocurrency</b>													
	01/05/2020	01/05/2020	Disposal	(1,000.00)		0.00		112.90	112.90	27.99			
SNX - SNX													
	24/04/2020	24/04/2020	Purchase	400.00	462.86								
	24/04/2020	24/04/2020	Purchase	367.27	435.00								
	12/05/2020	12/05/2020	Disposal	(32.73)		0.00		37.87	37.87				(37.87)
	12/05/2020	12/05/2020	Disposal	(367.27)		0.00		435.00	435.00				(435.00)
TNT - TNT													
	12/05/2020	12/05/2020	Purchase	5,049.74	0.00								
<b>Other Investments</b>													
ARBITRAGE - Arbitrage Corporation													
	25/04/2020	25/04/2020	Purchase	0.15	2,070.60								
	25/04/2020	25/04/2020	Disposal	(0.15)		0.00		2,070.60	2,070.60				(2,070.60)
MACTX - MACTX Hedged Fund													
	11/11/2019	11/11/2019	Purchase	1.00	7,600.00								
<b>Shares in Listed Companies (Australian)</b>													



# Tinderly Super Investment Income Report



As at 30 June 2020

Investment	Total Income	Franked	Unfranked	Interest/ Other	Franking Credits	Foreign Income	Foreign Credits * 1	Assessable Income (Excl. Capital Gains) * 2	TFN Credits	Other Deductions	Distributed Capital Gains	Non-Assessable Payments
<b>Bank Accounts</b>												
Macquarie Cash Management Acc 2928	15.03			15.03	0.00	0.00	0.00	15.03			0.00	0.00
	<b>15.03</b>			<b>15.03</b>	<b>0.00</b>	<b>0.00</b>	<b>0.00</b>	<b>15.03</b>			<b>0.00</b>	<b>0.00</b>
<b>Shares in Listed Companies (Australian)</b>												
FNP.AX Freedom Foods Group Limited	0.65		0.65					0.65		0.00		
	<b>0.65</b>		<b>0.65</b>					<b>0.65</b>		<b>0.00</b>		
	<b>15.68</b>		<b>0.65</b>	<b>15.03</b>	<b>0.00</b>	<b>0.00</b>	<b>0.00</b>	<b>15.68</b>		<b>0.00</b>	<b>0.00</b>	<b>0.00</b>

Assessable Income (Excl. Capital Gains) **15.68**

Net Capital Gain **0.00**

**Total Assessable Income 15.68**

\* 1 Includes foreign credits from foreign capital gains.

\* 2 Assessable Income in the SMSF Annual Return will be different as capital gains and losses from disposals of assets have not been included.

For a breakdown of Distributed Capital Gains and Non-Assessable Payments refer to Distributions Reconciliation Report.

# Tinderly Super Realised Capital Gains Report



For The Period 01 July 2019 - 30 June 2020

Investment		Accounting Treatment				Tax Treatment						
Purchase Contract Date	Disposal Contract Date	Units	Cost	Proceeds	Accounting Profit/(Loss)	Adjusted Cost Base	Reduced Cost Base	Indexed Cost Base	Indexed Gains	Discounted Gains (Gross)	Other Gains	Capital Loss
<b>Cryptocurrency</b>												
ATOM - ATOM												
10/12/2019	16/01/2020	34.91	200.00	223.34	23.34	200.00	200.00	0.00	0.00	0.00	23.34	0.00
		<b>34.91</b>	<b>200.00</b>	<b>223.34</b>	<b>23.34</b>	<b>200.00</b>	<b>200.00</b>	<b>0.00</b>	<b>0.00</b>	<b>0.00</b>	<b>23.34</b>	<b>0.00</b>
BITC1 - Bitcoin												
28/03/2020	25/04/2020	0.04	377.43	498.76	121.33	377.43	377.43	0.00	0.00	0.00	121.33	0.00
13/02/2020	25/04/2020	0.02	359.09	320.17	(38.93)	359.09	359.09	0.00	0.00	0.00	0.00	(38.93)
01/12/2019	25/04/2020	0.00	0.73	0.92	0.19	0.73	0.73	0.00	0.00	0.00	0.19	0.00
01/12/2019	25/04/2020	0.01	163.64	204.82	41.18	163.64	163.64	0.00	0.00	0.00	41.18	0.00
01/12/2019	25/04/2020	0.04	417.81	522.96	105.15	417.81	417.81	0.00	0.00	0.00	105.15	0.00
01/12/2019	25/04/2020	0.04	417.81	522.96	105.15	417.81	417.81	0.00	0.00	0.00	105.15	0.00
13/02/2020	29/04/2020	0.03	390.91	318.46	(72.45)	390.91	390.91	0.00	0.00	0.00	0.00	(72.45)
		<b>0.18</b>	<b>2,127.42</b>	<b>2,389.05</b>	<b>261.62</b>	<b>2,127.42</b>	<b>2,127.42</b>	<b>0.00</b>	<b>0.00</b>	<b>0.00</b>	<b>373.00</b>	<b>(111.38)</b>
BNB - BNB												
16/02/2020	01/05/2020	4.72	189.85	123.36	(66.49)	189.85	189.85	0.00	0.00	0.00	0.00	(66.49)
01/12/2019	01/05/2020	3.94	91.00	103.01	12.02	91.00	91.00	0.00	0.00	0.00	12.02	0.00
		<b>8.66</b>	<b>280.85</b>	<b>226.37</b>	<b>(54.47)</b>	<b>280.85</b>	<b>280.85</b>	<b>0.00</b>	<b>0.00</b>	<b>0.00</b>	<b>12.02</b>	<b>(66.49)</b>
DAS - DASH												
27/11/2019	30/11/2019	2.68	200.00	227.51	27.51	200.00	200.00	0.00	0.00	0.00	27.51	0.00
		<b>2.68</b>	<b>200.00</b>	<b>227.51</b>	<b>27.51</b>	<b>200.00</b>	<b>200.00</b>	<b>0.00</b>	<b>0.00</b>	<b>0.00</b>	<b>27.51</b>	<b>0.00</b>
ETH1 - Ethereum- ETH												
30/11/2019	16/02/2020	0.45	0.00	189.17	189.17	0.00	0.00	0.00	0.00	0.00	189.17	0.00

# Tinderly Super Realised Capital Gains Report



For The Period 01 July 2019 - 30 June 2020

Investment		Accounting Treatment				Tax Treatment						
Purchase Contract Date	Disposal Contract Date	Units	Cost	Proceeds	Accounting Profit/(Loss)	Adjusted Cost Base	Reduced Cost Base	Indexed Cost Base	Indexed Gains	Discounted Gains (Gross)	Other Gains	Capital Loss
<b>Cryptocurrency</b>												
		<b>0.45</b>	<b>0.00</b>	<b>189.17</b>	<b>189.17</b>	<b>0.00</b>	<b>0.00</b>	<b>0.00</b>	<b>0.00</b>	<b>0.00</b>	<b>189.17</b>	<b>0.00</b>
GNT - GNT												
25/11/2019	30/11/2019	1,919.31	100.00	0.00	(100.00)	100.00	100.00	0.00	0.00	0.00	0.00	(100.00)
		<b>1,919.31</b>	<b>100.00</b>	<b>0.00</b>	<b>(100.00)</b>	<b>100.00</b>	<b>100.00</b>	<b>0.00</b>	<b>0.00</b>	<b>0.00</b>	<b>0.00</b>	<b>(100.00)</b>
ONG - ONG												
17/03/2020	01/05/2020	1,000.00	112.90	140.89	27.99	112.90	112.90	0.00	0.00	0.00	27.99	0.00
		<b>1,000.00</b>	<b>112.90</b>	<b>140.89</b>	<b>27.99</b>	<b>112.90</b>	<b>112.90</b>	<b>0.00</b>	<b>0.00</b>	<b>0.00</b>	<b>27.99</b>	<b>0.00</b>
SNX - SNX												
24/04/2020	12/05/2020	32.73	37.87	0.00	(37.87)	37.87	37.87	0.00	0.00	0.00	0.00	(37.87)
24/04/2020	12/05/2020	367.27	435.00	0.00	(435.00)	435.00	435.00	0.00	0.00	0.00	0.00	(435.00)
		<b>400.00</b>	<b>472.87</b>	<b>0.00</b>	<b>(472.87)</b>	<b>472.87</b>	<b>472.87</b>	<b>0.00</b>	<b>0.00</b>	<b>0.00</b>	<b>0.00</b>	<b>(472.87)</b>
		<b>3,366.20</b>	<b>3,494.04</b>	<b>3,396.33</b>	<b>(97.71)</b>	<b>3,494.04</b>	<b>3,494.04</b>	<b>0.00</b>	<b>0.00</b>	<b>0.00</b>	<b>653.03</b>	<b>(750.74)</b>
<b>Other Investments</b>												
ARBITRAGE - Arbitrage Corporation												
25/04/2020	25/04/2020	0.15	2,070.60	0.00	(2,070.60)	2,070.60	2,070.60	0.00	0.00	0.00	0.00	(2,070.60)
		<b>0.15</b>	<b>2,070.60</b>	<b>0.00</b>	<b>(2,070.60)</b>	<b>2,070.60</b>	<b>2,070.60</b>	<b>0.00</b>	<b>0.00</b>	<b>0.00</b>	<b>0.00</b>	<b>(2,070.60)</b>
		<b>0.15</b>	<b>2,070.60</b>	<b>0.00</b>	<b>(2,070.60)</b>	<b>2,070.60</b>	<b>2,070.60</b>	<b>0.00</b>	<b>0.00</b>	<b>0.00</b>	<b>0.00</b>	<b>(2,070.60)</b>
<b>Shares in Listed Companies (Australian)</b>												
AGH.AX - Althea Group Holdings Limited												
25/06/2019	18/02/2020	389.00	420.62	133.73	(286.89)	420.62	420.62	0.00	0.00	0.00	0.00	(286.89)

Tinderly Super

# Realised Capital Gains Report

For The Period 01 July 2019 - 30 June 2020



Investment		Accounting Treatment				Tax Treatment						
Purchase Contract Date	Disposal Contract Date	Units	Cost	Proceeds	Accounting Profit/(Loss)	Adjusted Cost Base	Reduced Cost Base	Indexed Cost Base	Indexed Gains	Discounted Gains (Gross)	Other Gains	Capital Loss
<b>Shares in Listed Companies (Australian)</b>												
28/02/2019	18/02/2020	250.00	100.80	85.94	(14.86)	100.80	100.80	0.00	0.00	0.00	0.00	(14.86)
		<b>639.00</b>	<b>521.42</b>	<b>219.67</b>	<b>(301.75)</b>	<b>521.42</b>	<b>521.42</b>	<b>0.00</b>	<b>0.00</b>	<b>0.00</b>	<b>0.00</b>	<b>(301.75)</b>
FNP.AX - Freedom Foods Group Limited												
01/03/2019	12/05/2020	20.00	95.80	70.65	(25.15)	95.80	95.80	0.00	0.00	0.00	0.00	(25.15)
		<b>20.00</b>	<b>95.80</b>	<b>70.65</b>	<b>(25.15)</b>	<b>95.80</b>	<b>95.80</b>	<b>0.00</b>	<b>0.00</b>	<b>0.00</b>	<b>0.00</b>	<b>(25.15)</b>
MDC.AX - Medlab Clinical Limited												
04/03/2019	12/05/2020	200.00	77.64	23.05	(54.59)	77.64	77.64	0.00	0.00	0.00	0.00	(54.59)
		<b>200.00</b>	<b>77.64</b>	<b>23.05</b>	<b>(54.59)</b>	<b>77.64</b>	<b>77.64</b>	<b>0.00</b>	<b>0.00</b>	<b>0.00</b>	<b>0.00</b>	<b>(54.59)</b>
		<b>859.00</b>	<b>694.86</b>	<b>313.37</b>	<b>(381.49)</b>	<b>694.86</b>	<b>694.86</b>	<b>0.00</b>	<b>0.00</b>	<b>0.00</b>	<b>0.00</b>	<b>(381.49)</b>
		<b>4,225.35</b>	<b>6,259.50</b>	<b>3,709.70</b>	<b>(2,549.80)</b>	<b>6,259.50</b>	<b>6,259.50</b>	<b>0.00</b>	<b>0.00</b>	<b>0.00</b>	<b>653.03</b>	<b>(3,202.83)</b>



# Tinderly Super Unrealised Capital Gains Report



As at 30 June 2020

Investment	Units	Cost	Tax Deferred /Depreciation	CGT Cost Base	Market Value	Projected Profit /(Loss)	Taxable Profit Indexation	Taxable Profit Discounted	Taxable Profit Notional
<b>Cryptocurrency</b>									
BCN - BCN	1.00	0.00	0.00	0.00	0.0003	0.00	0.00	0.00	0.00
BITC1 - Bitcoin	0.11	1,288.23	0.00	1,288.23	1,418.2120	129.98	0.00	0.00	0.00
BNB - BNB	4.72	109.00	0.00	109.00	108.4255	(0.57)	0.00	0.00	0.00
DOGE - DOGE	1.00	0.00	0.00	0.00	0.0035	0.00	0.00	0.00	0.00
SNX - SNX	367.27	424.99	0.00	424.99	1,084.1847	659.19	0.00	0.00	0.00
TNT - TNT	5,049.74	0.00	0.00	0.00	253.0473	253.05	0.00	0.00	0.00
		<b>1,822.22</b>	<b>0.00</b>	<b>1,822.22</b>	<b>2,863.8732</b>	<b>1,041.65</b>	<b>0.00</b>	<b>0.00</b>	<b>0.00</b>
<b>Other Investments</b>									
MACTX - MACTX Hedged Fund	1.00	7,600.00	0.00	7,600.00	7,285.4400	(314.56)	0.00	0.00	0.00
		<b>7,600.00</b>	<b>0.00</b>	<b>7,600.00</b>	<b>7,285.4400</b>	<b>(314.56)</b>	<b>0.00</b>	<b>0.00</b>	<b>0.00</b>
<b>Shares in Listed Companies (Overseas)</b>									
ERSS Holdng II - Euroasian Rail Skyway Systems Holding II Limited	2,952,500.00	69,923.88	0.00	69,923.88	69,924.0575	0.18	0.00	2,572.67	0.00
		<b>69,923.88</b>	<b>0.00</b>	<b>69,923.88</b>	<b>69,924.0575</b>	<b>0.18</b>	<b>0.00</b>	<b>2,572.67</b>	<b>0.00</b>
<b>Shares in Unlisted Private Companies (Australian)</b>									
ECM - Eco Minerals Research Limited	6,000.00	1,200.00	0.00	1,200.00	1,200.0000	0.00	0.00	0.00	0.00
NFG - NU FORTUNE Gold Limited	4,000.00	1,200.00	0.00	1,200.00	1,200.0000	0.00	0.00	0.00	0.00
		<b>2,400.00</b>	<b>0.00</b>	<b>2,400.00</b>	<b>2,400.0000</b>	<b>0.00</b>	<b>0.00</b>	<b>0.00</b>	<b>0.00</b>
		<b>81,746.10</b>	<b>0.00</b>	<b>81,746.10</b>	<b>82,473.3707</b>	<b>727.27</b>	<b>0.00</b>	<b>2,572.67</b>	<b>0.00</b>

# Memorandum of Resolutions of the Director(s) of

Tinderly Consulting Pty Ltd ACN: 602028839

ATF Tinderly Super

---

## **FINANCIAL STATEMENTS OF SUPERANNUATION FUND:**

It was resolved that the financial statements would be prepared as special purpose financial statements as, in the opinion of the trustee(s), the Superannuation Fund is a non-reporting entity and therefore is not required to comply with all Australian Accounting Standards.

It was further resolved that the financial statements and notes to the financial statements of the Superannuation Fund in respect of the year ended 30 June 2020 thereon be adopted.

## **TRUSTEE'S DECLARATION:**

It was resolved that the trustee's declaration of the Superannuation Fund be signed.

## **ANNUAL RETURN:**

Being satisfied that the Fund had complied with the requirements of the Superannuation Industry (Supervision) Act 1993 (SISA) and Regulations during the year ended 30 June 2020, it was resolved that the annual return be approved, signed and lodged with the Australian Taxation Office.

## **TRUST DEED:**

It was resolved that the advice received from the Fund's legal adviser confirming that the fund's trust deed is consistent with all relevant superannuation and trust law.

## **INVESTMENT STRATEGY:**

The allocation of the Fund's assets and the Fund's investment performance over the financial year were reviewed and found to be within the acceptable ranges outlined in the investment strategy. After considering the risk, rate of return, diversification and liquidity of the investments and the ability of the Fund to discharge its existing liabilities, it was resolved that the investment strategy continues to reflect the purposes and circumstances of the Fund and its members. Accordingly, no changes in the investment strategy were required.

## **INVESTMENT – PERSONAL USE:**

It was confirmed that no investments or assets were used by the member(s) for personal purposes.

## **INSURANCE COVER:**

The trustee(s) reviewed the current life and total and permanent disability insurance coverage on offer to the members and resolved that the current insurance arrangements were appropriate for the Fund.

## **ALLOCATION OF INCOME:**

It was resolved that the income of the Fund would be allocated to the members based on their average daily balance (an alternative allocation basis may be percentage of opening balance).

## **INVESTMENT ACQUISITIONS:**

It was resolved to ratify the investment acquisitions throughout the financial year ended 30 June 2020.

## **INVESTMENT DISPOSALS:**

It was resolved to ratify the investment disposals throughout the financial year ended 30 June 2020.

## **AUDITORS:**

It was resolved that

Anthony Boys

of

PO Box 3376, RUNDLE MALL, South Australia 5000

act as auditors of the Fund for the next financial year.

# Memorandum of Resolutions of the Director(s) of

Tinderly Consulting Pty Ltd ACN: 602028839

ATF Tinderly Super

---

**TAX AGENTS:**

It was resolved that

Mora Wealth Accountants Pty Ltd

act as tax agents of the Fund for the next financial year.

**TRUSTEE STATUS:**

Each of the trustee(s) confirmed that they are qualified to act as trustee(s) of the Fund and that they are not disqualified persons as defined by s 120 of the SISA.

**CONTRIBUTIONS RECEIVED:**

It was resolved that the contributions during the year be allocated to members on the basis of the schedule provided by the principal Fund employer.

**ACCEPTANCE OF ROLLOVERS:**

The trustee has ensured that any rollover made to the Fund, meets the requirements of the Fund's deed and does not breach the superannuation laws in relation to:

1. making rollover between Funds; and,
2. breaching the Fund or the member investment strategy.

The trustee has reviewed the rollover and received advice that the rollover is in accordance with the Trust Deed and the rules of the Fund and the superannuation laws. As such the trustee has resolved to accept the rollover on behalf of the member.

**PAYMENT OF BENEFITS:**

The trustee has ensured that any payment of benefits made from the Fund, meets the requirements of the Fund's deed and does not breach the superannuation laws in relation to:

1. making payments to members; and,
2. breaching the Fund or the member investment strategy.

The trustee has reviewed the payment of the benefit and received advice that the transfer is in accordance with the Deed and the superannuation laws. As such the trustee has resolved to allow the payment of the benefits on behalf of the member.

**CLOSURE:**

Signed as a true record –

.....

Christie McLennan

/ /

# Tinderly Super Trial Balance



As at 30 June 2020

Last Year	Code	Account Name	Units	Debits \$	Credits \$
	<b>23900</b>	<b>Dividends Received</b>			
(45.00)	23900/AX1.AX	Accent Group Limited			
(0.45)	23900/FNP.AX	Freedom Foods Group Limited			0.65
(653.95)	24700	Changes in Market Values of Investments		1,927.31	
	24800	Changes in Market Values of Other Assets			314.56
	24850	Foreign Exchange Increase/Decrease		314.56	
	<b>25000</b>	<b>Interest Received</b>			
	25000/MBL2928	Macquarie Cash Management Acc 2928			15.03
(41.72)	25000/MCMA1668	Macquarie Cash Management Acc 1668			
	<b>28500</b>	<b>Transfers In</b>			
(70,000.00)	28500/MCLCHR00001 A	(Transfers In) McLennan, Christie - Accumulation			24,000.00
	30100	Accountancy Fees		660.00	
	30200	Administration Costs		363.00	
	30400	ATO Supervisory Levy		518.00	
	30700	Auditor's Remuneration		330.00	
	31500	Bank Charges		36.26	
	38300	Formation expenses		935.00	
76.01	48500	Income Tax Expense			
70,665.11	49000	Profit/Loss Allocation Account		19,246.11	
	<b>50010</b>	<b>Opening Balance</b>			
	50010/MCLCHR00001 A	(Opening Balance) McLennan, Christie - Accumulation			70,665.11
	<b>52850</b>	<b>Transfers In</b>			
(70,000.00)	52850/MCLCHR00001 A	(Transfers In) McLennan, Christie - Accumulation			24,000.00
	<b>53100</b>	<b>Share of Profit/(Loss)</b>			
(760.51)	53100/MCLCHR00001 A	(Share of Profit/(Loss)) McLennan, Christie - Accumulation		4,753.89	
	<b>53330</b>	<b>Income Tax</b>			
95.40	53330/MCLCHR00001 A	(Income Tax) McLennan, Christie - Accumulation			0.00
	<b>60400</b>	<b>Bank Accounts</b>			
	60400/COINS	Coinspot Cryptocurrency Account		0.22	

# Tinderly Super Trial Balance



As at 30 June 2020

Last Year	Code	Account Name	Units	Debits \$	Credits \$
	60400/IGM	IG Market Trading Account		4,000.00	
	60400/MBL2928	Macquarie Cash Management Acc 2928		3,474.56	
0.07	60400/MCMA1668	Macquarie Cash Management Acc 1668			0.00
	<b>70040</b>	<b>Cryptocurrency</b>			
	70040/BCN	BCN	1.0000		0.00
	70040/BITC1	Bitcoin	0.1069	1,435.73	
	70040/BNB	BNB	4.7209	108.43	
	70040/DOGE	DOGE	1.0000		0.00
	70040/SNX	SNX	367.2690	1,084.18	
	70040/TNT	TNT	5,049.7355	253.05	
	<b>76100</b>	<b>Other Investments</b>			
	76100/MACTX	MACTX Hedged Fund	1.0000	7,285.44	
	<b>77600</b>	<b>Shares in Listed Companies (Australian)</b>			
645.39	77600/AGH.AX	Althea Group Holdings Limited	0.0000		0.00
101.60	77600/FNP.AX	Freedom Foods Group Limited	0.0000		0.00
70.00	77600/MDC.AX	Medlab Clinical Limited	0.0000		0.00
	<b>77700</b>	<b>Shares in Listed Companies (Overseas)</b>			
69,924.06	77700/ERSS Holdng II	Euroasian Rail Skyway Systems Holding II Limited	2,952,500.000	69,924.06	
	<b>77800</b>	<b>Shares in Unlisted Private Companies (Australian)</b>			
	77800/ECM	Eco Minerals Research Limited	6,000.0000	1,200.00	
	77800/NFG	NU FORTUNE Gold Limited	4,000.0000	1,200.00	
(76.01)	85000	Income Tax Payable/Refundable			54.45
				<b>119,049.80</b>	<b>119,049.80</b>

Current Year Profit/(Loss): 19,246.11

**SMSF Tax Return****2020**

1 Jul 2019—30 Jun 2020

TFN Recorded

**PART A ELECTRONIC LODGMENT DECLARATION (FORM P, T, F, SMSF OR EX)**

This declaration is to be completed where the tax return is to be lodged via the Tax Office's electronic lodgment service (ELS). It is the responsibility of the taxpayer to retain this declaration for a period of five years after the declaration is made, penalties may apply for failure to do so.

**Privacy**

The ATO is authorised by the *Taxation Administration Act 1953* to request the provision of tax file numbers (TFNs). The ATO will use the TFNs to identify each partner or beneficiary or entity in our records. It is not an offence not to provide the TFNs. However, you cannot lodge your tax return electronically if you do not quote your TFN.

Taxation law authorises the ATO to collect information and to disclose it to other government agencies. For information about your privacy go to [ato.gov.au/privacy](http://ato.gov.au/privacy)

**The Australian Business Register**

The Commissioner of Taxation, as Registrar of the Australian Business Register, may use the ABN and business details which you provide on this tax return to maintain the integrity of the register.

Please refer to the privacy statement on the Australian Business Register (ABR) website ([www.abr.gov.au](http://www.abr.gov.au)) for further information – it outlines our commitment to safeguarding your details.

**Electronic Funds Transfer – Direct Debit**

Where you have requested an EFT direct debit some of your details will be provided to your financial institution and the Tax Office's sponsor bank to facilitate the payment of your taxation liability from your nominated account.

<u>Tax File Number</u>	<u>Name of partnership, trust, fund or entity</u>	<u>Year</u>
TFN Recorded	Tinderly Super	2020

I authorise my tax agent to electronically transmit this tax return via the electronic lodgment service.

**Important**

Before making this declaration please check to ensure that all income has been disclosed and the tax return is true and correct in every detail. If you are in doubt about any aspect of the tax return, place all the facts before the Tax Office. The tax law provides heavy penalties for false or misleading statements on tax returns.

**Declaration - I declare that:**

- the information provided to my registered tax agent for the preparation of this tax return, including any applicable schedules is true and correct, and
- the agent is authorised to lodge this tax return.

Signature of partner, trustee or director	Date
---	------

**PART B ELECTRONIC FUNDS TRANSFER CONSENT**

This declaration is to be completed when an electronic funds transfer EFT of a refund is requested and the tax return is being lodged through the electronic lodgment service ELS.

This declaration must be signed by the taxpayer prior to the EFT details being transmitted to the Tax Office. If you elect for an EFT, all details below must be completed.

**Important**

Care should be taken when completing EFT details as the payment of any refund, including any family tax benefit, will be made to the account specified.

<u>Agent Ref No.</u>	<u>BSB Number</u>	<u>Account Number</u>	<u>Account Name</u>
24742602	182512	967552928	Tinderly Super

I authorise the refund to be deposited directly to the account specified.

<b>Signature</b>	<b>Date</b>

**PART D TAX AGENTS CERTIFICATE (SHARED FACILITIES USERS ONLY)**

<u>Client Ref</u>	<u>Agent Ref No.</u>	<u>Contact Name</u>	<u>Contact No.</u>
MCLECO40	24742602	Mora Wealth Accountants Pty Ltd	0893091233

**Declaration - I declare that:**

- I have prepared this tax return and/or family tax benefit tax claim in accordance with the information supplied by the taxpayer
- I have received a declaration made by the taxpayer that the information provided to me for the preparation of this document is true and correct, and
- I am authorised by the taxpayer to lodge this tax return and any applicable schedules that are attached.

<b>Agent's Signature</b>	<b>Date</b>

## Section A: Fund information

Period start 01/07/2019

Period end 30/06/2020

**1 TAX FILE NUMBER** TFN Recorded

**2 NAME OF SELF-MANAGED SUPERANNUATION FUND (SMSF)** Tinderly Super

**3 AUSTRALIAN BUSINESS NUMBER** 96 948 275 605

**4 CURRENT POSTAL ADDRESS**

Address	Town/City	State	Postcode
PO Box 1389	Wangara DC	WA	6947

**5 ANNUAL RETURN STATUS**

Is this the first required return for a newly registered SMSF? No

**6 SMSF AUDITOR**

Title Mr

First name Anthony

Other name William

Family name Boys

Suffix

SMSF auditor number 100014140

Contact number 61-410712708

Auditor Address	Town/City	State	Postcode
PO Box 3376	RUNDLE MALL	SA	5000

Date audit was completed  A 11/03/2021

Was part A of the audit report qualified?  B No

Was part B of the audit report qualified?  C No

If Part B of the audit report was qualified, have the reported issues been rectified?  D

**7 ELECTRONIC FUNDS TRANSFER (EFT)**

**A. Fund's financial institution account details**

BSB number 182512

Account number 967552928

Account name Tinderly Super

I would like my tax refunds made to this account Yes

**C. Electronic service address alias**

**8 STATUS OF SMSF**

Australian superannuation fund?  A Yes

Fund benefit structure  B A

Does the fund trust deed allow acceptance of the Government's Super Co-contribution and Low Income Super Contribution?  C Yes



**9 WAS THE FUND WOUND UP DURING THE YEAR?**

Date fund was wound up

Have all tax lodgment and payment obligations been met?

**10 EXEMPT CURRENT PENSION INCOME**

Did the fund pay retirement phase superannuation income stream benefits to one or more members in the income year? No

Exempt current pension income amount **A**Which method did you use to calculate your exempt current pension income? **B**Was an actuarial certificate obtained? **D**Did the fund have any other income that was assessable? **E**

Choosing 'No' means that you do not have any assessable income, including no-TFN quoted contributions. Go to Section C: Deductions and non-deductible expenses. **(Do not complete Section B: Income.)** If you are entitled to claim any tax offsets, you can list these at Section D: Income tax calculation statement.

**Section B: Income****11 INCOME****Prior year losses brought forward**

Net Capital Losses from Collectables

Other Net Capital Losses

Did you have a CGT event during the year? **G** YesHave you applied an exemption or rollover? **M** NoNet capital gain **A** \$0.00**Losses carried forward**

Net Capital Losses from Collectables

Other Net Capital Losses \$2,550.00

Gross rent and other leasing and hiring **B**Gross interest income **C** \$15.00

Tax file number amounts withheld from gross interest

Forestry managed investment scheme income **X**Gross foreign income **D1**Net foreign income **D**Australian franking credits from a New Zealand company income **E**Transfers from foreign funds income **F** Number 0Gross payments where ABN not quoted **H**Gross distribution from partnerships income **I**Unfranked dividends **J**

Franked dividend income amount		<b>K</b>	
Franking credit		<b>L</b>	
Tax file number amounts withheld from dividends			
Gross distribution from trusts income		<b>M</b>	
<b>Assessable contributions</b>	(R1 + R2 + R3 less R6)	<b>R</b>	\$0.00
Assessable employer contributions		<b>R1</b>	
Assessable personal contributions		<b>R2</b>	
No-TFN-quoted contributions		<b>R3</b>	\$0.00
The transfer of liability to a Life Insurance Company or Pooled Superannuation Trust		<b>R6</b>	
Gross payments foreign resident income			
Other income			
<b>Total other income</b>		<b>S</b>	
Assessable income due to a changed tax status of the fund		<b>T</b>	
<b>Net non-arm's length income</b>	(Subject to 47% tax rate U1 + U2 + U3)	<b>U</b>	
Net non-arm's length private company dividends		<b>U1</b>	
Net non-arm's length trust distributions		<b>U2</b>	
Net other non-arm's length income		<b>U3</b>	
<b>Gross income</b>		<b>W</b>	\$15.00
Exempt current pension income		<b>Y</b>	
<b>Total assessable income</b>		<b>V</b>	\$15.00

## Section C: Deductions and non-deductible expenses

### 12 DEDUCTIONS

		Deductions	Non-Deductible Expenses
Interest expenses within Australia	A1		A2
Interest expenses overseas	B1		B2
Capital works expenditure	D1		D2
Low value pool			
Capital allowance			
Other depreciation			
Decline in value of depreciating assets	E1		E2
Insurance premiums – members	F1		F2
SMSF auditor fee	H1	\$330.00	H2
Investment expenses	I1		I2
Management and administration expenses	J1	\$1,577.00	J2
Forestry managed investment scheme expense	U1		U2
Other amounts	L1		L2
			\$956.00
			O - Other expenses not listed elsewhere
Tax losses deducted	M1		
<b>Totals</b>	<b>N</b>	<b>\$1,907.00</b>	<b>Y</b>
<b>Total SMSF expenses</b>		<b>(N + Y)</b>	<b>Z</b>
<b>Taxable income or loss</b>		<b>(TOTAL ASSESSABLE INCOME less TOTAL DEDUCTIONS)</b>	<b>O</b>
			<b>\$1,892.00</b>

## Section D: Income tax calculation statement

### 13 CALCULATION STATEMENT

Taxable income		A	
Tax on taxable income		T1	\$0.00
Tax on no-TFN-quoted contributions		J	\$0.00
Gross tax		B	\$0.00
Non-refundable non-carry forward tax offsets	(C1 + C2)	C	
Foreign income tax offset		C1	
Rebates and tax offsets		C2	
<b>Subtotal</b>	<b>(B less C - cannot be less than zero)</b>	<b>T2</b>	<b>\$0.00</b>

<b>Non-refundable carry forward tax offsets</b>	(D1 + D2 + D3 + D4)	<b>D</b>	\$0.00
Early stage venture capital limited partnership tax offset		<b>D1</b>	\$0.00
Early stage venture capital limited partnership tax offset carried forward from previous year		<b>D2</b>	\$0.00
Early stage investor tax offset		<b>D3</b>	\$0.00
Early stage investor tax offset carried forward from previous year		<b>D4</b>	\$0.00
<b>Subtotal</b>	<b>(T2 less D – cannot be less than zero)</b>	<b>T3</b>	<b>\$0.00</b>
<b>REFUNDABLE TAX OFFSETS</b>	(E1 + E2 + E3 + E4)	<b>E</b>	\$0.00
Complying fund's franking credits tax offset		<b>E1</b>	\$0.00
No-TFN tax offset		<b>E2</b>	
National rental affordability scheme tax offset		<b>E3</b>	
Exploration credit tax offset		<b>E4</b>	\$0.00
Tax Payable		<b>T5</b>	\$0.00
Section 102AAM interest charge		<b>G</b>	
<b>Eligible credits</b>	(H1 + H2 + H3 + H5 + H6 + H8)	<b>H</b>	\$0.00
Credit for interest on early payments – amount of interest		<b>H1</b>	
Credit for tax withheld – foreign resident withholding (excluding capital gains)		<b>H2</b>	
Credit for tax withheld – where ABN or TFN not quoted (non-individual)		<b>H3</b>	
Credit for TFN amounts withheld from payments from closely held trusts		<b>H5</b>	\$0.00
Credit for interest on no-TFN tax offset		<b>H6</b>	
Credit for amounts withheld from foreign resident capital gains withholding		<b>H8</b>	\$0.00
Tax offset refunds (Remainder of refundable tax offsets)		<b>I</b>	\$0.00
PAYG instalments raised		<b>K</b>	
Supervisory levy		<b>L</b>	\$259.00
Supervisory levy adjustment for wound up funds		<b>M</b>	\$0.00
Supervisory levy adjustment for new funds		<b>N</b>	\$0.00
<b>Amount payable</b>		<b>S</b>	<b>\$259.00</b>

## Section E: Losses

<b>14</b> LOSSES			
Tax losses carried forward to later income years		<b>U</b>	\$1,892.00
Net capital losses carried forward to later income years		<b>V</b>	\$2,550.00

## Section H: Assets and liabilities

<b>15</b>	<b>ASSETS</b>		
<b>15a</b>	<b>Australian managed investments</b>		
	Listed trusts	<b>A</b>	
	Unlisted trusts	<b>B</b>	
	Insurance policy	<b>C</b>	
	Other managed investments	<b>D</b>	
<b>15b</b>	<b>Australian direct investments</b>		
	Cash and term deposits	<b>E</b>	\$7,474.00
	Debt securities	<b>F</b>	
	Loans	<b>G</b>	
	Listed shares	<b>H</b>	
	Unlisted shares	<b>I</b>	\$2,400.00
	<b>Limited recourse borrowing arrangements</b>	<b>J</b>	
	Australian residential real property	<b>J1</b>	
	Australian non-residential real property	<b>J2</b>	
	Overseas real property	<b>J3</b>	
	Australian shares	<b>J4</b>	
	Overseas shares	<b>J5</b>	
	Other	<b>J6</b>	
	Property Count	<b>J7</b>	
	Non-residential real property	<b>K</b>	
	Residential real property	<b>L</b>	
	Collectables and personal use assets	<b>M</b>	
	Other assets	<b>O</b>	\$7,285.00
<b>15c</b>	<b>Other investments</b>		
	Crypto-Currency	<b>N</b>	\$2,881.00
<b>15d</b>	<b>Overseas direct investments</b>		
	Overseas shares	<b>P</b>	\$69,924.00
	Overseas non-residential real property	<b>Q</b>	
	Overseas residential real property	<b>R</b>	
	Overseas managed investments	<b>S</b>	
	Other overseas assets	<b>T</b>	
	<b>Total Australian and overseas assets</b>	<b>U</b>	<b>\$89,964.00</b>
<b>15e</b>	<b>In-house assets</b>		
	Did the fund have a loan to, lease to or investment in, related parties (known as in-house assets) at the end of the income year?	<b>A</b>	

**15f** Limited recourse borrowing arrangements

If the fund had an LRBA were the LRBA borrowings from a licensed financial institution?	<b>A</b>
Did the members or related parties of the fund use personal guarantees or other security for the LRBA?	<b>B</b>

**16** LIABILITIES

<b>Borrowings</b>	<b>V</b>	
Borrowings for limited recourse borrowing arrangements	<b>V1</b>	
Permissible temporary borrowings	<b>V2</b>	
Other borrowings	<b>V3</b>	
Total member closing account balances	<b>W</b>	\$89,910.00
Reserve accounts	<b>X</b>	
Other liabilities	<b>Y</b>	\$54.00
<b>Total liabilities</b>	<b>Z</b>	<b>\$89,964.00</b>

**17** TAXATION OF FINANCIAL ARRANGEMENTS (TOFA)

<b>Total TOFA gains</b>	<b>H</b>
<b>Total TOFA losses</b>	<b>I</b>

**Section J: Other information**

## FAMILY TRUST ELECTION STATUS

Select the income year of the election	<b>A</b>
Family trust election revocation/variation code	<b>B</b>

## INTERPOSED ENTITY ELECTION STATUS

Select the earliest income year elected	<b>C</b>
Interposed entity election revocation code	<b>D</b>

**Section K : Declarations**

## PREFERRED TRUSTEE OR DIRECTOR CONTACT DETAILS

Title	Mrs
First name	Christie
Other name	Helen
Family name	McLennan
Suffix	
Non-individual trustee name	Tinderly Consulting Pty Ltd
ABN of non-individual trustee	
Contact number	04 12496226
Email address	christiemclennan@gmail.com

**TAX AGENT'S CONTACT DETAILS**

Practice name

Mora Wealth  
Accountants Pty Ltd

Title

First name

Alex

Other name

Family name

Mora

Suffix

Contact number

08 93091233

**HOURS TAKEN TO PREPARE AND COMPLETE THIS RETURN**

**Member 1 — McLennan, Christie Helen (TFN Recorded)**Account status OpenTax File Number TFN Recorded**INDIVIDUAL NAME**Title MrsGiven name ChristieOther given names HelenFamily name McLennan

Suffix

Date of birth 12 Jan 1978

Date of death

**CONTRIBUTIONS**Opening account balance \$70,665.11Employer contributions **A**Principal Employer ABN **A1**Personal contributions **B**CGT small business retirement exemption **C**CGT small business 15 year exemption **D**Personal injury election **E**Spouse and child contributions **F**Other third party contributions **G**Proceeds from primary residence disposal **H**Receipt date **H1**Assessable foreign superannuation fund amount **I**Non-assessable foreign superannuation fund amount **J**Transfer from reserve: assessable amount **K**Transfer from reserve: non-assessable amount **L**Contributions from non-complying funds and previously non-complying funds **T**Any other contributions (including Super Co-contributions and Low Income Super Contributions) **M****Total Contributions** **N**



**OTHER TRANSACTIONS**

Allocated earnings or losses	<b>O</b>	(\$4,754.89)
Inward rollovers and transfers	<b>P</b>	\$24,000.00
Outward rollovers and transfers	<b>Q</b>	
TRIS Count		
Accumulation phase account balance	<b>S1</b>	\$89,910.22
Retirement phase account balance - Non CDBIS	<b>S2</b>	
Retirement phase account balance - CDBIS	<b>S3</b>	
Accumulation phase value	<b>X1</b>	
Retirement phase value	<b>X2</b>	
Outstanding Limited recourse borrowing arrangement	<b>Y</b>	
Lump Sum payment	<b>R1</b>	
Income stream payment	<b>R2</b>	
<b>Closing account balance</b>	<b>S</b>	<b>\$89,910.22</b>

# Capital Gains Tax Schedule

1 CURRENT YEAR CAPITAL GAINS AND CAPITAL LOSSES	Capital gains	Capital losses
Shares in companies listed on an Australian securities exchange	<b>A</b>	<b>K</b> \$381.00
Other shares	<b>B</b>	<b>L</b>
Units in unit trusts listed on an Australian securities exchange	<b>C</b>	<b>M</b>
Other units	<b>D</b>	<b>N</b> \$2,071.00
Real estate situated in Australia	<b>E</b>	<b>O</b>
Other real estate	<b>F</b>	<b>P</b>
Amount of capital gains from a trust (including a managed fund)	<b>G</b>	
Collectables	<b>H</b>	<b>Q</b>
Other CGT assets and any other CGT events	<b>I</b> \$653.00	<b>R</b> \$751.00
Amount of capital gain previously deferred under transitional CGT relief for superannuation funds	<b>S</b> \$0.00	
<b>Total current year</b>	<b>J</b> \$653.00	<b>A</b> \$3,203.00
<b>2 CAPITAL LOSSES</b>		
Total current year capital losses applied		<b>B</b> \$653.00
Total prior year net capital losses applied		<b>C</b>
Total capital losses transferred in applied (only for transfers involving a foreign bank branch or permanent establishment of a foreign financial entity)		<b>D</b>
<b>Total capital losses applied</b>		<b>E</b> \$653.00
<b>3 UNAPPLIED NET CAPITAL LOSSES CARRIED FORWARD</b>		
Net capital losses from collectables carried forward to later income years		<b>A</b>
Other net capital losses carried forward to later income years		<b>B</b> \$2,550.00
<b>4 CGT DISCOUNT</b>		
Total CGT discount applied		<b>A</b>
<b>5 CGT CONCESSIONS FOR SMALL BUSINESS</b>		
Small business active asset reduction		<b>A</b>
Small business retirement exemption		<b>B</b>
Small business rollover		<b>C</b>
<b>Total small business concessions applied</b>		<b>D</b> \$0.00
<b>6 NET CAPITAL GAIN</b>		
		<b>A</b> \$0.00
1J less 2E less 4A less 5D (cannot be less than zero). Amount will appear at label A, <b>Net capital gain</b> on your tax return		
<b>7 EARNOUT ARRANGEMENTS</b>		
Income year earnout right created		<b>F</b>
Amended net capital gain or capital losses carried forward		<b>G</b>

**8 OTHER CGT INFORMATION REQUIRED (IF APPLICABLE)**

Small business 15 year exemption – exempt capital gains	<b>A</b>
Capital gains disregarded by a foreign resident	<b>B</b>
Capital gains disregarded as a result of a scrip for scrip rollover	<b>C</b>
Capital gains disregarded as a result of an inter-company asset rollover	<b>D</b>
Capital gains disregarded by a demerging entity	<b>E</b>

**Capital gains tax worksheet**

<b>Asset Type:</b> Other CGT asset/event	<b>Description:</b> Cryptocurrency - ATOM
Date of acquisition	10 Dec 2019
Date of disposal	16 Jan 2020
CGT Method	Other
Capital proceeds	\$223.34
Ownership %	100%
Share of Capital Proceeds	\$223.34
Less Total Costs	\$200.00
<b>Gross Capital Gain</b>	<b>\$23.34</b>
Prior Year losses available to apply	\$0.00
Current Year losses available to apply	\$2,573.14
Apply losses manually	No
Losses Applied	\$23.34
<b>Subtotal</b>	<b>\$0.00</b>
Discount applied	
<b>Subtotal</b>	<b>\$0.00</b>
<b>Net Capital Gain/Loss</b>	<b>\$0.00</b>

<b>Asset Type:</b> Other CGT asset/event	<b>Description:</b> Cryptocurrency - Bitcoin
Date of acquisition	28 Mar 2020
Date of disposal	25 Apr 2020
CGT Method	Other
Capital proceeds	\$498.76
Ownership %	100%
Share of Capital Proceeds	\$498.76
Less Total Costs	\$377.43
<b>Gross Capital Gain</b>	<b>\$121.33</b>

Prior Year losses available to apply	\$0.00
Current Year losses available to apply	\$2,671.13
Apply losses manually	No
Losses Applied	\$121.33
<b>Subtotal</b>	<b>\$0.00</b>
Discount applied	
<b>Subtotal</b>	<b>\$0.00</b>
<b>Net Capital Gain/Loss</b>	<b>\$0.00</b>

Asset Type: Other CGT asset/event	Description: Cryptocurrency - Bitcoin
Date of acquisition	13 Feb 2020
Date of disposal	25 Apr 2020
CGT Method	Other
Capital proceeds	\$320.17
Ownership %	100%
Share of Capital Proceeds	\$320.17
Less Total Costs	\$359.09
<b>Gross Capital Loss</b>	<b>\$38.92</b>
Prior Year losses available to apply	\$0.00
Current Year losses available to apply	\$2,549.80
Apply losses manually	No
Losses Applied	
<b>Subtotal</b>	<b>(\$38.92)</b>
Discount applied	
<b>Subtotal</b>	<b>(\$38.92)</b>
<b>Net Capital Loss</b>	<b>\$38.92</b>

Asset Type: Other CGT asset/event	Description: Cryptocurrency - Bitcoin
Date of acquisition	1 Dec 2019
Date of disposal	25 Apr 2020
CGT Method	Other
Capital proceeds	\$1,251.66
Ownership %	100%
Share of Capital Proceeds	\$1,251.66
Less Total Costs	\$999.99
<b>Gross Capital Gain</b>	<b>\$251.67</b>

Prior Year losses available to apply	\$0.00
Current Year losses available to apply	\$2,801.47
Apply losses manually	No
Losses Applied	\$251.67
<b>Subtotal</b>	<b>\$0.00</b>
Discount applied	
<b>Subtotal</b>	<b>\$0.00</b>
<b>Net Capital Gain/Loss</b>	<b>\$0.00</b>

Asset Type: Other CGT asset/event	Description: Cryptocurrency - Bitcoin
Date of acquisition	13 Feb 2020
Date of disposal	29 Apr 2020
CGT Method	Other
Capital proceeds	\$318.46
Ownership %	100%
Share of Capital Proceeds	\$318.46
Less Total Costs	\$390.91
<b>Gross Capital Loss</b>	<b>\$72.45</b>
Prior Year losses available to apply	\$0.00
Current Year losses available to apply	\$2,549.80
Apply losses manually	No
Losses Applied	
<b>Subtotal</b>	<b>(\$72.45)</b>
Discount applied	
<b>Subtotal</b>	<b>(\$72.45)</b>
<b>Net Capital Loss</b>	<b>\$72.45</b>

Asset Type: Other CGT asset/event	Description: Cryptocurrency - BNB
Date of acquisition	16 Feb 2020
Date of disposal	1 May 2020
CGT Method	Other
Capital proceeds	\$123.36
Ownership %	100%
Share of Capital Proceeds	\$123.36
Less Total Costs	\$189.85
<b>Gross Capital Loss</b>	<b>\$66.49</b>

Prior Year losses available to apply	\$0.00
Current Year losses available to apply	\$2,549.80
Apply losses manually	No
Losses Applied	
<b>Subtotal</b>	<b>(\$66.49)</b>
Discount applied	
<b>Subtotal</b>	<b>(\$66.49)</b>
<b>Net Capital Loss</b>	<b>\$66.49</b>

Asset Type: Other CGT asset/event	Description: Cryptocurrency - BNB
Date of acquisition	1 Dec 2019
Date of disposal	1 May 2020
CGT Method	Other
Capital proceeds	\$103.01
Ownership %	100%
Share of Capital Proceeds	\$103.01
Less Total Costs	\$91.00
<b>Gross Capital Gain</b>	<b>\$12.01</b>
Prior Year losses available to apply	\$0.00
Current Year losses available to apply	\$2,561.81
Apply losses manually	No
Losses Applied	\$12.01
<b>Subtotal</b>	<b>\$0.00</b>
Discount applied	
<b>Subtotal</b>	<b>\$0.00</b>
<b>Net Capital Gain/Loss</b>	<b>\$0.00</b>

Asset Type: Other CGT asset/event	Description: Cryptocurrency - DASH
Date of acquisition	27 Nov 2019
Date of disposal	30 Nov 2019
CGT Method	Other
Capital proceeds	\$227.51
Ownership %	100%
Share of Capital Proceeds	\$227.51
Less Total Costs	\$200.00
<b>Gross Capital Gain</b>	<b>\$27.51</b>

Prior Year losses available to apply	\$0.00
Current Year losses available to apply	\$2,577.31
Apply losses manually	No
Losses Applied	\$27.51
<b>Subtotal</b>	<b>\$0.00</b>
Discount applied	
<b>Subtotal</b>	<b>\$0.00</b>
<b>Net Capital Gain/Loss</b>	<b>\$0.00</b>

Asset Type: Other CGT asset/event	Description: Cryptocurrency - ETH
Date of acquisition	30 Nov 2019
Date of disposal	16 Feb 2020
CGT Method	Other
Capital proceeds	\$189.17
Ownership %	100%
Share of Capital Proceeds	\$189.17
Less Total Costs	\$0.00
<b>Gross Capital Gain</b>	<b>\$189.17</b>
Prior Year losses available to apply	\$0.00
Current Year losses available to apply	\$2,738.97
Apply losses manually	No
Losses Applied	\$189.17
<b>Subtotal</b>	<b>\$0.00</b>
Discount applied	
<b>Subtotal</b>	<b>\$0.00</b>
<b>Net Capital Gain/Loss</b>	<b>\$0.00</b>

Asset Type: Other CGT asset/event	Description: Cryptocurrency - GNT
Date of acquisition	25 Nov 2019
Date of disposal	30 Nov 2019
CGT Method	Other
Capital proceeds	\$0.00
Ownership %	100%
Share of Capital Proceeds	\$0.00
Less Total Costs	\$100.00
<b>Gross Capital Loss</b>	<b>\$100.00</b>

Prior Year losses available to apply	\$0.00
Current Year losses available to apply	\$2,549.80
Apply losses manually	No
Losses Applied	
<b>Subtotal</b>	<b>(\$100.00)</b>
Discount applied	
<b>Subtotal</b>	<b>(\$100.00)</b>
<b>Net Capital Loss</b>	<b>\$100.00</b>

Asset Type: Other CGT asset/event	Description: Cryptocurrency - ONG
Date of acquisition	17 Mar 2020
Date of disposal	1 May 2020
CGT Method	Other
Capital proceeds	\$140.89
Ownership %	100%
Share of Capital Proceeds	\$140.89
Less Total Costs	\$112.90
<b>Gross Capital Gain</b>	<b>\$27.99</b>
Prior Year losses available to apply	\$0.00
Current Year losses available to apply	\$2,577.79
Apply losses manually	No
Losses Applied	\$27.99
<b>Subtotal</b>	<b>\$0.00</b>
Discount applied	
<b>Subtotal</b>	<b>\$0.00</b>
<b>Net Capital Gain/Loss</b>	<b>\$0.00</b>

Asset Type: Other CGT asset/event	Description: Cryptocurrency - SNX
Date of acquisition	24 Apr 2020
Date of disposal	12 May 2020
CGT Method	Other
Capital proceeds	\$0.00
Ownership %	100%
Share of Capital Proceeds	\$0.00
Less Total Costs	\$472.87
<b>Gross Capital Loss</b>	<b>\$472.87</b>



Prior Year losses available to apply	\$0.00
Current Year losses available to apply	\$2,549.80
Apply losses manually	No
Losses Applied	
<b>Subtotal</b>	<b>(\$472.87)</b>
Discount applied	
<b>Subtotal</b>	<b>(\$472.87)</b>
<b>Net Capital Loss</b>	<b>\$472.87</b>

Asset Type: Other units in unit trusts	Description: Arbitrage Corporation
Date of acquisition	25 Apr 2020
Date of disposal	25 Apr 2020
CGT Method	Other
Capital proceeds	\$0.00
Ownership %	100%
Share of Capital Proceeds	\$0.00
Less Total Costs	\$2,070.60
<b>Gross Capital Loss</b>	<b>\$2,070.60</b>
Prior Year losses available to apply	\$0.00
Current Year losses available to apply	\$2,549.80
Apply losses manually	No
Losses Applied	
<b>Subtotal</b>	<b>(\$2,070.60)</b>
Discount applied	
<b>Subtotal</b>	<b>(\$2,070.60)</b>
<b>Net Capital Loss</b>	<b>\$2,070.60</b>

Asset Type: Australian listed shares	Description: AGH.AX - Althea Group Holdings Limited
Date of acquisition	25 Jun 2019
Date of disposal	18 Feb 2020
CGT Method	Other
Capital proceeds	\$133.73
Ownership %	100%
Share of Capital Proceeds	\$133.73
Less Total Costs	\$420.62
<b>Gross Capital Loss</b>	<b>\$286.89</b>

Prior Year losses available to apply	\$0.00
Current Year losses available to apply	\$2,549.80
Apply losses manually	No
Losses Applied	
<b>Subtotal</b>	<b>(\$286.89)</b>
Discount applied	
<b>Subtotal</b>	<b>(\$286.89)</b>
<b>Net Capital Loss</b>	<b>\$286.89</b>

<b>Asset Type:</b> Australian listed shares	<b>Description:</b> AGH.AX - Althea Group Holdings Limited
Date of acquisition	28 Feb 2019
Date of disposal	18 Feb 2020
CGT Method	Other
Capital proceeds	\$85.94
Ownership %	100%
Share of Capital Proceeds	\$85.94
Less Total Costs	\$100.80
<b>Gross Capital Loss</b>	<b>\$14.86</b>
Prior Year losses available to apply	\$0.00
Current Year losses available to apply	\$2,549.80
Apply losses manually	No
Losses Applied	
<b>Subtotal</b>	<b>(\$14.86)</b>
Discount applied	
<b>Subtotal</b>	<b>(\$14.86)</b>
<b>Net Capital Loss</b>	<b>\$14.86</b>

<b>Asset Type:</b> Australian listed shares	<b>Description:</b> FNP.AX - Freedom Foods Group Limited
Date of acquisition	1 Mar 2019
Date of disposal	12 May 2020
CGT Method	Discount
Capital proceeds	\$70.65
Ownership %	100%
Share of Capital Proceeds	\$70.65
Less Total Costs	\$95.80
<b>Gross Capital Loss</b>	<b>\$25.15</b>


Prior Year losses available to apply	\$0.00
Current Year losses available to apply	\$2,549.80
Apply losses manually	No
Losses Applied	
<b>Subtotal</b>	<b>(\$25.15)</b>
Discount applied	
<b>Subtotal</b>	<b>(\$25.15)</b>
<b>Net Capital Loss</b>	<b>\$25.15</b>

<b>Asset Type:</b> Australian listed shares	<b>Description:</b> MDC.AX - Medlab Clinical Limited
Date of acquisition	4 Mar 2019
Date of disposal	12 May 2020
CGT Method	Discount
Capital proceeds	\$23.05
Ownership %	100%
Share of Capital Proceeds	\$23.05
Less Total Costs	\$77.64
<b>Gross Capital Loss</b>	<b>\$54.59</b>
Prior Year losses available to apply	\$0.00
Current Year losses available to apply	\$2,549.80
Apply losses manually	No
Losses Applied	
<b>Subtotal</b>	<b>(\$54.59)</b>
Discount applied	
<b>Subtotal</b>	<b>(\$54.59)</b>
<b>Net Capital Loss</b>	<b>\$54.59</b>

## Losses worksheet


### 2 LOSSES RECONCILIATION

ADD Tax loss incurred (if any) during current year \$1,892.00

**Total tax losses carried forward to later income years**  **\$1,892.00**

### 3 TAX LOSSES CARRIED FORWARD TO LATER INCOME YEARS

2019-2020 \$1,892.00

**Total**  **\$1,892.00**

## Worksheets

### 13 CALCULATION STATEMENT

#### D1 Early stage venture capital limited partnership tax offset

Description	Amount
Imported from SF360	\$0.00
<b>Total</b>	<b>\$0.00</b>

#### D2 Early stage venture capital limited partnership tax offset carried forward from previous year

Description	Amount
Imported from SF360	\$0.00
<b>Total</b>	<b>\$0.00</b>

#### D3 Early stage investor tax offset

Description	Amount
Imported from SF360	\$0.00
<b>Total</b>	<b>\$0.00</b>

#### D4 Early stage investor tax offset carried forward from previous year

Description	Amount
Imported from SF360	\$0.00
<b>Total</b>	<b>\$0.00</b>

#### H5 Credit for TFN amounts withheld from payments from closely held trusts

Description	Amount
Imported from SF360	\$0.00
<b>Total</b>	<b>\$0.00</b>

#### H8 Credit for amounts withheld from foreign resident capital gains withholding

Description	Amount
Imported from SF360	\$0.00
<b>Total</b>	<b>\$0.00</b>