
Workpapers - 2022 Financial Year

Guzzo Super Fund

Preparer: Desiree Yutuc

Reviewer: Steven Lee

Printed: 17 November 2022

Lead Schedule

2022 Financial Year

Code	Workpaper	CY Balance	LY Balance	Change	Status
23800	Distributions Received	(\$13,130.64)	(\$7,834.67)	67.6%	Completed
23900	Dividends Received	(\$11,518.02)	(\$8,020.77)	43.6%	Completed
24700	Changes in Market Values of Investments	\$87,334.18	(\$134,400.97)	(164.98)%	Completed
25000	Interest Received	(\$1,692.49)	(\$2,504.96)	(32.43)%	Completed
30100	Accountancy Fees	\$825.00	\$895.00	(7.82)%	Completed
30400	ATO Supervisory Levy	\$259.00	\$259.00	0%	Completed
30700	Auditor's Remuneration	\$550.00	\$450.00	22.22%	Completed
30800	ASIC Fees		\$109.00	100%	Completed
41600	Pensions Paid	\$26,780.00	\$23,480.00	14.05%	Completed
48500	Income Tax Expense	(\$7,374.82)	(\$4,064.74)	81.43%	Completed
49000	Profit/Loss Allocation Account	(\$82,032.21)	\$131,633.11	(162.32)%	Completed
50000	Members	(\$989,024.44)	(\$1,071,056.65)	(7.66)%	Completed
60400	Bank Accounts	\$523,340.53	\$524,079.31	(0.14)%	Completed
61800	Distributions Receivable	\$5,189.53	\$2,458.86	111.05%	Completed
77600	Shares in Listed Companies (Australian)	\$214,896.18	\$241,340.36	(10.96)%	Completed
78200	Units in Listed Unit Trusts (Australian)	\$55,720.00	\$85,960.00	(35.18)%	Completed

Code	Workpaper	CY Balance	LY Balance	Change	Status
78400	Units in Unlisted Unit Trusts (Australian)	\$182,503.38	\$213,153.38	(14.38)%	Completed
85000	Income Tax Payable /Refundable	\$7,374.82	\$4,064.74	81.43%	Completed
A	Financial Statements				Completed
B	Permanent Documents				Completed
C	Other Documents				Completed
D	Pension Documentation				Completed
E	Estate Planning				Completed

23800 - Distributions Received

2022 Financial Year

Preparer Desiree Yutuc

Reviewer Steven Lee

Status Completed

Account Code	Description	CY Balance	LY Balance	Change
INA.AX	Ingenia Communities Group	(\$1,540.00)	(\$1,470.00)	4.76%
VAN0002AU	Vanguard Australian Shares Index Fund	(\$10,381.09)	(\$4,539.31)	128.69%
VAN0005AU1	Vanguard Emrg Mkts Sh Index Fd	(\$1,209.55)	(\$1,825.36)	(33.74)%
TOTAL		CY Balance	LY Balance	
		(\$13,130.64)	(\$7,834.67)	

Supporting Documents

- Distribution Reconciliation Report [Report](#)
- INA_Tax_Statement_2021_22.pdf [INA.AX](#)
- 2022_Vanguard Au Shares_AMMA.pdf [VAN0002AU](#)
- 2022_Vanguard Emerging Mkts_AMMA.pdf [VAN0005AU1](#)

Standard Checklist

- Attach a copy of all Tax Statements
- Attach a copy of Distribution Reconciliation Report
- Ensure all Distributions have been reviewed on [Distribution Tax Automation](#)

Guzzo Super Fund

Distribution Reconciliation Report

For The Period 01 July 2021 - 30 June 2022

Date	Non Primary Production Income (A) * ₁					Distributed Capital Gains (B) * ₂					Foreign Income * ₃		Non-Assessable			Taxable Income
	Payment Received	Franked	Unfranked	Interest/ Other	Franking Credits	Discounted (After Discount)	Rate * ₅	CGT Concession	Indexed	Other	Foreign Income	Foreign Credits	Tax Exempt	Tax Free	Tax Deferred / AMIT * ₆	
Units in Listed Unit Trusts (Australian)																
INA.AX Ingenia Communities Group																
24/03/2022	728.00						S								0.00	
30/06/2022	0.00			982.88			I							557.12		982.88
30/06/2022	812.00						S							0.00		
	1,540.00			982.88										557.12		982.88
<i>Net Cash Distribution:</i>	<i>1,540.00</i>															
	1,540.00			982.88										557.12		982.88
Units in Unlisted Unit Trusts (Australian)																
VAN0002AU Vanguard Australian Shares Index Fund																
09/07/2021	0.03						S								0.00	
11/10/2021	2,138.53						S								0.00	
11/01/2022	1,051.69						S								0.00	
08/04/2022	3,122.47						S								0.00	
30/06/2022	0.00	6,018.51	473.52	275.13	2,662.95	1,919.62	I	1,919.62			120.20	8.01		(345.51)		11,477.94
30/06/2022	4,068.37						S								0.00	
	10,381.09	6,018.51	473.52	275.13	2,662.95	1,919.62		1,919.62			120.20	8.01		(345.51)		11,477.94
<i>Net Cash Distribution:</i>	<i>10,381.09</i>															
VAN0005AU Vanguard Emrg Mkts Sh Index Fd																
17/11/2022 16:13:04																

Guzzo Super Fund

Distribution Reconciliation Report

For The Period 01 July 2021 - 30 June 2022

Date	Payment Received	Non Primary Production Income (A) * ₁				Distributed Capital Gains (B) * ₂					Foreign Income * ₃		Non-Assessable			Taxable Income
		Franked	Unfranked	Interest/ Other	Franking Credits	Discounted (After Discount)	Rate * ₅	CGT Concession	Indexed	Other	Foreign Income	Foreign Credits	Tax Exempt	Tax Free	Tax Deferred / AMIT * ₆	
12/07/2021	0.02					S									0.00	
11/10/2021	524.48					S									0.00	
11/01/2022	283.99					S									0.00	
08/04/2022	91.90					S									0.00	
30/06/2022	0.00			21.84		0.53	I	0.53			1,022.57	165.17			164.08	1,210.11
30/06/2022	309.16					S									0.00	
	1,209.55			21.84		0.53		0.53			1,022.57	165.17			164.08	1,210.11
<i>Net Cash Distribution:</i>	<i>1,209.55</i>															
	11,590.64	6,018.51	473.52	296.97	2,662.95	1,920.15		1,920.15			1,142.77	173.18			(181.43)	12,688.05

Guzzo Super Fund

Distribution Reconciliation Report

For The Period 01 July 2021 - 30 June 2022

Date	Non Primary Production Income (A) * ₁				Distributed Capital Gains (B) * ₂				Foreign Income * ₃		Non-Assessable					
	Payment Received	Franked	Unfranked	Interest/ Other	Franking Credits	Discounted (After Discount)	Rate * ₅	CGT Concession	Indexed	Other	Foreign Income	Foreign Credits	Tax Exempt	Tax Free	Tax Deferred / AMIT * ₆	Taxable Income
TOTAL	13,130.64	6,018.51	473.52	1,279.85	2,662.95	1,920.15		1,920.15			1,142.77	173.18			375.69	13,670.93

Total Distributed Gains

Discount Rate	Discounted	Gross
Superfund 1/3	0.00	0.00
Individual 50%(I)	1,920.15	3,840.30
Total	1,920.15	3,840.30

*₁ Summary of Non Primary Production Income (A)

Tax Label	Franked	Unfranked	Interest/Other	Less Other Deduction	Income Before Credits * ₇	Franking Credits	Total Including Credits
11M Gross trust distributions	6,018.51	473.52	1,279.85		7,771.88	2,662.95	10,434.83

*₂ Forms part of the Net Capital Gains calculation for Tax Label 11A.

*₃ Forms part of the Foreign Credits calculation for Tax Label 11D, D1, 13C1.

*₄ Taxable Income is designed to match Tax Statement provided by Fund Manager.

Taxable Income in the SMSF Annual Return will be different due to application of Capital Losses in Net Capital Gain calculation and application of different discount method.

*₅ This is the discount rate selected for the transaction. "S" being Super Funds at 1/3 and "I" being Individual at 50%.

*₆ AMIT cost base net increase is reflected as negative amount i.e. negative tax deferred and AMIT cost base net decrease is reflected as positive amount i.e. positive tax deferred.

*₇ Sum of Income Before Credits reconciles with Taxable Trust Distributions in Statement of Taxable Income.

^ Variance between Payment Received and Net Cash Distribution.



INGENIA COMMUNITIES GROUP

INGENIA COMMUNITIES HOLDINGS LIMITED (ACN 154 444 925)
INGENIA COMMUNITIES MANAGEMENT TRUST (ARSN 122 928 410)
INGENIA COMMUNITIES FUND (ARSN 107 459 576)
RESPONSIBLE ENTITY:
INGENIA COMMUNITIES RE LIMITED (ACN 154 464 990)

All registry communications to:
Link Market Services Limited
Locked Bag A14
Sydney South NSW 1235
Telephone(local call cost within Australia): +61 1300 554 474
Facsimile: +61 2 9287 0303
ASX Code: INA
Email: registrars@linkmarketservices.com.au
Website: www.linkmarketservices.com.au



004 000123

GUZZO SUPER FUND PTY LTD
<GUZZO SUPER FUND A/C>
4 EASTCOTE RD
NORTH EPPING NSW 2121

Statement date: 21 September 2022
Reference no: X*****2912

Ingenia Communities Group
Annual Tax Statement / Attribution Managed Investment Trust
Member Annual Statement (AMMA Statement)
For the year ended 30 June 2022

This statement summarises the distributions paid by the entities in the stapled Ingenia Communities Group for the 2021/22 tax year. The Group comprises three stapled securities, being units in the Ingenia Communities Fund (the Fund), units in the Ingenia Communities Management Trust (ICMT) and shares in Ingenia Communities Holdings Limited (ICHL).

This information is supplied to enable you to complete your 2022 Australian income tax return on the understanding that you are a resident in Australia for tax purposes who holds their securities on capital account. Please retain this statement for income tax purposes.

You should note that for taxation purposes distributions from the Fund, ICMT and ICHL are treated differently. The Fund is treated as a trust for Australian taxation purposes.

The Fund is an Attribution Managed Investment Trust (AMIT) for the 2021/22 tax year. This means you are assessed on distribution amounts attributed to you.

ICMT and ICHL are treated as companies for Australian taxation purposes, and any distributions to you are treated as dividends that are assessable on a payments basis.

Distribution Summary

Item	Amount
Distribution amount (Fund)	\$1,540.00
Dividend amount declared (ICMT)	\$0.0000
Dividend amount declared (ICHL)	\$0.0000
Total gross distribution (Fund, ICMT & ICHL)	\$1,540.00
Less TFN/ABN withholding	\$0.00
Net total distribution (Fund, ICMT & ICHL)	\$1,540.00

Information for Australian tax resident securityholders completing a 2022 Australian income tax return for individuals

Determined member components and completing your tax return

The determined member components attributable to your distribution amount from the Fund are summarised in the table below.

Australian tax resident individual securityholders completing their income tax return for the year ended 30 June 2022 will need to insert the following information as indicated (on the assumption that you have no other amounts required to be disclosed at the following income tax return items):

Item	Cash distribution	Tax paid or franking credit (grossed up)	Determined member component	Tax return label
Australian income				
Item 11 Dividends				
Unfranked dividend	\$0.0000			11S
Franked dividend	\$0.0000			11T
Franking credits		\$0.0000		11U
Item 13 Partnerships & Trusts				
Non-Primary Production income ¹	\$982.88		\$982.88	13U

Capital gains				
Item 18 Capital Gains				
Capital gains discount – Taxable Australian Property ²	\$0.0000		\$0.0000	
Capital gains tax concession amount	\$0.0000		\$0.0000	
Capital gains other – Non-Taxable Australian Property	\$0.0000		\$0.0000	
Net capital gain	\$0.0000		\$0.0000	18A
Other non-assessable amounts and cost base details				
AMIT cost base net amount – excess (decrease)³	\$557.12		\$557.12	
Gross cash distribution	\$1,540.00		\$1,540.00	
Other Amounts Deducted from Distribution				
TFN amounts withheld from dividends	\$0.0000		\$0.0000	11V
TFN withholding tax/ABN withholding tax ⁴	\$0.00		\$0.00	13R/13P
Net cash distribution	\$1,540.00		\$1,540.00	

¹ This component comprises interest and other assessable income.

² These are gains realised on the disposal of taxable Australian property held for at least 12 months to which the capital gains discount rate of 50% has been applied. You are required to gross up the discounted capital gain by doubling this amount before applying any capital losses you may have available. You may be entitled to claim the capital gains discount in your own right, depending on your circumstances.

³ This is not a taxable amount. However, it will reduce the cost base of any units in the Fund held by you. A capital gain may be realised where the sum of such amounts over the period of your ownership of a unit in the Fund exceeds its cost base. These amounts may also affect the capital gain (or loss) arising on the disposal of your units in the Fund for capital gains tax purposes. You may realise a capital gain (or loss) where the proceeds from your disposal exceed your adjusted cost base (or reduced cost base) at the time of the disposal.

⁴ Amounts have been withheld because a Tax File Number (TFN) or Australian Business Number (ABN) has not been provided. These amounts may be claimed as a refund or a credit by you on lodgement of your Australian tax return in certain cases.



S1-004-2920

GUZZO SUPER FUND PTY LTD ATF GUZZO SUPER FUND
4 EASTCOTE ROAD
NORTH EPPING NSW 2121

Vanguard AMMA Tax Statement

Year ended 30 June 2022

Investor name: Guzzo Super Fund Pty Ltd ATF Guzzo Super Fund
Account number: 258677
Tax file number status: Supplied

Part A - A Summary of 2021/22 Tax Return (Supplementary Section) Items

The following tax return items are valid for Australian resident individual unit holders only.

	Tax Attribution Amount	Tax Return Label
Share of net income from trusts, less net capital gains, foreign income and franked distributions	\$770.33	13U
Other deductions relating to non-primary production income	\$0.00	13Y
Franked distributions from trusts	\$8,681.46	13C
Share of franking credits from franked dividends	\$2,662.95	13Q
Share of credit for TFN amounts withheld	\$0.00	13R
Share of credit for foreign resident withholding amounts (excluding capital gains)	\$0.00	13A
Share of credit for tax paid by trustee	\$0.00	13S
Net capital gain	\$1,920.15	18A
Total current year capital gains	\$3,840.30	18H
Assessable foreign source income	\$1,315.95	20E
Australian franking credits from a New Zealand company	\$0.00	20F
Other net foreign source income	\$1,315.95	20M
Foreign income tax offset	\$173.18	200*

If your total foreign income tax offsets from all sources for the year is \$1,000 or less then you can claim this amount in full. Otherwise, you will need to refer to the ATO publication 'Guide to foreign income tax offsets' to calculate your entitlement.

This statement should be read in conjunction with the Vanguard Tax Statement Guide. If you have any doubt about your specific tax circumstances, you should seek professional advice.

Part B - Components of Attribution

Australian Income	Cash Distributions	Tax Paid/Offset	Tax Attribution
Unfranked distributions	\$183.44		\$145.49
Unfranked CFI distributions	\$327.65		\$328.03
Interest - subject to non-resident WHT	\$62.00		\$80.95
Interest - not subject to non-resident WHT	\$0.00		\$0.00
Other income	\$276.31		\$208.76
Other income - CBMI	\$0.01		\$0.01
Other income excluding NCMI	\$2.63		\$2.74
Other income - NCMI	\$3.08		\$4.35
Non-Primary Production Income	\$855.12		\$770.33
Franked Distributions	\$6,044.93	\$2,662.95	\$8,681.46
Capital Gains			
Discount capital gain TAP	\$0.00		\$0.00
Discount capital gain TAP - CBMI	\$0.00		\$0.00
Discount capital gain TAP excluding NCMI	\$0.00		\$0.00
Discount capital gain TAP - NCMI	\$0.00		\$0.00
Discount capital gain NTAP	\$1,791.33		\$1,920.15
Capital gains - other method TAP	\$0.00		\$0.00
Capital gains - other method TAP - CBMI	\$0.00		\$0.00
Capital gains - other method TAP excluding NCMI	\$0.00		\$0.00
Capital gains - other method TAP - NCMI	\$0.00		\$0.00
Capital gains - other method NTAP	\$0.00		\$0.00
Net Capital Gain	\$1,791.33		\$1,920.15
AMIT CGT gross up amount			\$1,920.15
Other capital gains distribution	\$1,791.33		
Total Current Year Capital Gains	\$3,582.66		\$3,840.30

Account number: 258677

Foreign Income

Assessable Foreign Source Income	\$1,107.77	\$173.18	\$1,315.95
Other non-assessable Amounts	Cash Distributions	Tax Paid/Offset	Tax Attribution
Non-assessable non-exempt amount	\$0.00		\$0.00
Net exempt income	\$0.00		
Other non-attributable amounts	\$0.00		
Gross Amount	\$11,590.48		\$14,608.04
AMIT cost base net amount			
- Excess (Reduce cost base)			\$0.00
- Shortfall (Increase cost base)			\$181.43
Less TFN amounts withheld	\$0.00		
Less non-resident withholding tax			
- Interest/dividend amounts withheld	\$0.00		
- Fund payment amounts withheld	\$0.00		
- Fund payment CBMI amounts withheld	\$0.00		
- Fund payment excluding NCMI amounts withheld	\$0.00		
- Fund payment NCMI amounts withheld	\$0.00		
Less other expenses	\$0.00		
Net cash distribution	\$11,590.48		

If you are complying Superannuation Fund, your net capital gain is \$2,560.20.

If you are a company or a non-complying Superannuation Fund, your net capital gain is \$3,840.30.

Part C - Details of Attribution

Investment product name: **Vanguard Australian Shares Index Fund**

Australian Income	Cash Distributions	Tax Paid/Offset	Tax Attribution
Unfranked distributions	\$183.44		\$145.49
Unfranked CFI distributions	\$327.65		\$328.03
Interest - subject to non-resident WHT	\$62.00		\$80.95
Interest - not subject to non-resident WHT	\$0.00		\$0.00
Other income	\$236.94		\$186.95
Other income - CBMI	\$0.01		\$0.01
Other income excluding NCMI	\$2.63		\$2.74
Other income - NCMI	\$3.08		\$4.35
Non-Primary Production Income	\$815.75		\$748.52
Franked Distributions	\$6,044.93	\$2,662.95	\$8,681.46

Capital Gains

Discount capital gain TAP	\$0.00		\$0.00
Discount capital gain TAP - CBMI	\$0.00		\$0.00
Discount capital gain TAP excluding NCMI	\$0.00		\$0.00
Discount capital gain TAP - NCMI	\$0.00		\$0.00
Discount capital gain NTAP	\$1,699.83		\$1,919.62
Capital gains - other method TAP	\$0.00		\$0.00
Capital gains - other method TAP - CBMI	\$0.00		\$0.00
Capital gains - other method TAP excluding NCMI	\$0.00		\$0.00
Capital gains - other method TAP - NCMI	\$0.00		\$0.00
Capital gains - other method NTAP	\$0.00		\$0.00
Net Capital Gain	\$1,699.83		\$1,919.62
AMIT CGT gross up amount			\$1,919.62
Other capital gains distribution	\$1,699.83		
Total Current Year Capital Gains	\$3,399.66		\$3,839.24

Account number: 258677

Foreign Income

Assessable Foreign Source Income	\$120.63	\$8.01	\$128.21
---	-----------------	---------------	-----------------

Other non-assessable Amounts	Cash Distributions	Tax Paid/Offset	Tax Attribution
Non-assessable non-exempt amount	\$0.00		\$0.00
Net exempt income	\$0.00		
Other non-attributable amounts	\$0.00		
Gross Amount	\$10,380.97		\$13,397.43

AMIT cost base net amount			
- Excess (Reduce cost base)			\$0.00
- Shortfall (Increase cost base)			\$345.51
Less TFN amounts withheld	\$0.00		
Less non-resident withholding tax			
- Interest/dividend amounts withheld	\$0.00		
- Fund payment amounts withheld	\$0.00		
- Fund payment CBMI amounts withheld	\$0.00		
- Fund payment excluding NCMI amounts withheld	\$0.00		
- Fund payment NCMI amounts withheld	\$0.00		
Less other expenses	\$0.00		
Net cash distribution	\$10,380.97		

Investment product name: **Vanguard Emerging Markets Shares Index Fund**

	Cash Distributions	Tax Paid/Offset	Tax Attribution
Australian Income			
Unfranked distributions	\$0.00		\$0.00
Unfranked CFI distributions	\$0.00		\$0.00
Interest - subject to non-resident WHT	\$0.00		\$0.00
Interest - not subject to non-resident WHT	\$0.00		\$0.00
Other income	\$39.37		\$21.81
Other income - CBMI	\$0.00		\$0.00
Other income excluding NCMI	\$0.00		\$0.00
Other income - NCMI	\$0.00		\$0.00
Non-Primary Production Income	\$39.37		\$21.81
Franked Distributions	\$0.00	\$0.00	\$0.00

Capital Gains

Discount capital gain TAP	\$0.00		\$0.00
Discount capital gain TAP - CBMI	\$0.00		\$0.00
Discount capital gain TAP excluding NCMI	\$0.00		\$0.00
Discount capital gain TAP - NCMI	\$0.00		\$0.00
Discount capital gain NTAP	\$91.50		\$0.53
Capital gains - other method TAP	\$0.00		\$0.00
Capital gains - other method TAP - CBMI	\$0.00		\$0.00
Capital gains - other method TAP excluding NCMI	\$0.00		\$0.00
Capital gains - other method TAP - NCMI	\$0.00		\$0.00
Capital gains - other method NTAP	\$0.00		\$0.00
Net Capital Gain	\$91.50		\$0.53

AMIT CGT gross up amount			\$0.53
Other capital gains distribution	\$91.50		
Total Current Year Capital Gains	\$183.00		\$1.06

Foreign Income

Assessable Foreign Source Income	\$987.14	\$165.17	\$1,187.74
---	-----------------	-----------------	-------------------

Account number: 258677

Other non-assessable Amounts	Cash Distributions	Tax Paid/Offset	Tax Attribution
Non-assessable non-exempt amount	\$0.00		\$0.00
Net exempt income	\$0.00		
Other non-attributable amounts	\$0.00		
Gross Amount	\$1,209.51		\$1,210.61
AMIT cost base net amount			
- Excess (Reduce cost base)			\$164.08
- Shortfall (Increase cost base)			\$0.00
Less TFN amounts withheld	\$0.00		
Less non-resident withholding tax			
- Interest/dividend amounts withheld	\$0.00		
- Fund payment amounts withheld	\$0.00		
- Fund payment CBMI amounts withheld	\$0.00		
- Fund payment excluding NCMI amounts withheld	\$0.00		
- Fund payment NCMI amounts withheld	\$0.00		
Less other expenses	\$0.00		
Net cash distribution	\$1,209.51		

Contact us



Log in to Vanguard Online
vanguard.com.au



Call us on 1300 655 101
Monday to Friday, 8:00am to 6:00pm (AET)

23900 - Dividends Received

2022 Financial Year

Preparer Desiree Yutuc

Reviewer Steven Lee

Status Completed

Account Code	Description	CY Balance	LY Balance	Change
MPL.AX	Medibank Private Limited	(\$457.73)	(\$426.04)	7.44%
NAB.AX	National Australia Bank Limited	(\$1,791.97)	(\$846.60)	111.67%
NABHA.AX2	National Australia Bank Limited - Hybrid 3-Bbsw+1.25% Perp Sub Exch Non-Cum Stap		(\$560.06)	100%
ORI.AX	Orica Limited	(\$126.97)	(\$174.58)	(27.27)%
OZL.AX	Oz Minerals Limited	(\$521.56)	(\$383.50)	36%
QBE.AXW	QBE Insurance Group Limited	(\$223.50)	(\$29.80)	650%
RIO.AX	RIO Tinto Limited	(\$4,396.76)	(\$2,266.76)	93.97%
SHL.AX	Sonic Healthcare Limited	(\$855.00)	(\$783.00)	9.2%
TLS 2.AX	Telstra Corporation Limited.	(\$960.00)	(\$960.00)	0%
VUK.AX	Virgin Money Uk Plc	(\$22.26)		100%
WBC.AX	Westpac Banking Corporation	(\$2,162.27)	(\$1,590.43)	35.96%
TOTAL		CY Balance	LY Balance	
		(\$11,518.02)	(\$8,020.77)	

Supporting Documents

- Investment Income Comparison Report [Report](#)
- Dividend Reconciliation Report [Report](#)
- 2022_CommSec_Income Summary.pdf
- 2022_MPL_Dividends.pdf [MPL.AX](#)

Standard Checklist

- Attach copies of all dividend statements

- Attach copy of Dividend Reconciliation Report
- Attach copy of Investment Income Comparison Report

Guzzo Super Fund**Dividend Reconciliation Report**

For The Period 01 July 2021 - 30 June 2022

Date	Net Payment Received	Australian Income			Foreign Income			Withheld		
		Unfranked	Franked	Franking Credits	Foreign Income	Foreign Credits	NZ Credits	TFN Withheld	Non-Resident	LIC Deduction
Shares in Listed Companies (Australian)										
MPL.AX Medibank Private Limited										
30/09/2021	242.95	0.00	242.95	104.12						
24/03/2022	214.78	0.00	214.78	92.05						
	457.73	0.00	457.73	196.17						
NAB.AX National Australia Bank Limited										
02/07/2021	846.60	0.00	846.60	362.83						
15/12/2021	945.37	0.00	945.37	405.16						
	1,791.97	0.00	1,791.97	767.99						
ORI.AX Orica Limited										
09/07/2021	39.68	39.68	0.00	0.00						
22/12/2021	87.29	87.29	0.00	0.00						
	126.97	126.97	0.00	0.00						
OZL.AX Oz Minerals Limited										
07/09/2021	245.44	0.00	245.44	105.19						
11/03/2022	276.12	0.00	276.12	118.34						
	521.56	0.00	521.56	223.53						

Guzzo Super Fund**Dividend Reconciliation Report**

For The Period 01 July 2021 - 30 June 2022

Date	Net Payment Received	Australian Income			Foreign Income			Withheld		
		Unfranked	Franked	Franking Credits	Foreign Income	Foreign Credits	NZ Credits	TFN Withheld	Non-Resident	LIC Deduction
QBE.AX QBE Insurance Group Limited										
24/09/2021	81.95	73.76	8.19	3.51						
12/04/2022	141.55	127.40	14.15	6.06						
	223.50	201.16	22.34	9.57						
RIO.AX RIO Tinto Limited										
23/09/2021	2,348.59	0.00	2,348.59	1,006.54						
21/04/2022	2,048.17	0.00	2,048.17	877.79						
	4,396.76	0.00	4,396.76	1,884.33						
SHL.AX Sonic Healthcare Limited										
22/09/2021	495.00	173.25	321.75	137.89						
23/03/2022	360.00	0.00	360.00	154.29						
	855.00	173.25	681.75	292.18						
TLS.AX Telstra Corporation Limited.										
23/09/2021	480.00	0.00	480.00	205.71						
01/04/2022	480.00	0.00	480.00	205.71						
	960.00	0.00	960.00	411.42						
VUK.AX Virgin Money Uk Plc										

Guzzo Super Fund

Dividend Reconciliation Report

For The Period 01 July 2021 - 30 June 2022

Date	Net Payment Received	Australian Income			Foreign Income			Withheld		
		Unfranked	Franked	Franking Credits	Foreign Income	Foreign Credits	NZ Credits	TFN Withheld	Non-Resident	LIC Deduction
11/03/2022	6.70	6.70	0.00	0.00						
21/06/2022	15.56	15.56	0.00	0.00						
	22.26	22.26	0.00	0.00						
WBC.AX Westpac Banking Corporation										
21/12/2021	1,072.20	0.00	1,072.20	459.51						
24/06/2022	1,090.07	0.00	1,090.07	467.17						
	2,162.27	0.00	2,162.27	926.68						
	11,518.02	523.64	10,994.38	4,711.87						
TOTAL	11,518.02	523.64	10,994.38	4,711.87						

Tax Return Reconciliation

	Totals	Tax Return Label
Unfranked	523.64	J
Franked Dividends	10,994.38	K
Franking Credits	4,711.87	L

Guzzo Super Fund

Investment Income Comparison Report

As at 30 June 2022

Investment	Ledger Data				ASX & UUT Data						
	Transaction Date	Income Amount	Franking Credit	Date Payable	Ex Div/Dist Date	Units On Hand	45 Day Qualified	Amount per share/unit	Estimated Income	Estimated Franking*	
Reconciled											
Shares in Listed Companies (Australian)											
MPL.AX	Medibank Private Limited	30/09/2021	242.95	104.12	30/09/2021	08/09/2021	3,521.00	3,521.00	0.0690	242.95	104.12
MPL.AX	Medibank Private Limited	24/03/2022	214.78	92.05	24/03/2022	04/03/2022	3,521.00	3,521.00	0.0610	214.78	92.05
NAB.AX	National Australia Bank Limited	02/07/2021	846.60	362.83	02/07/2021	13/05/2021	1,411.00	1,411.00	0.6000	846.60	362.83
NAB.AX	National Australia Bank Limited	15/12/2021	945.37	405.16	15/12/2021	15/11/2021	1,411.00	1,411.00	0.6700	945.37	405.16
ORI.AX	Orica Limited	09/07/2021	39.68	0.00	09/07/2021	31/05/2021	529.00	529.00	0.0750	39.68	0.00
ORI.AX	Orica Limited	22/12/2021	87.29	0.00	22/12/2021	19/11/2021	529.00	529.00	0.1650	87.28	0.00
OZL.AX	Oz Minerals Limited	07/09/2021	245.44	105.19	07/09/2021	23/08/2021	1,534.00	1,534.00	0.1600	245.44	105.19
OZL.AX	Oz Minerals Limited	11/03/2022	276.12	118.34	11/03/2022	24/02/2022	1,534.00	1,534.00	0.1800	276.12	118.34
QBE.AX	QBE Insurance Group Limited	24/09/2021	81.95	3.51	24/09/2021	19/08/2021	745.00	745.00	0.1100	81.95	3.51
QBE.AX	QBE Insurance Group Limited	12/04/2022	141.55	6.06	12/04/2022	07/03/2022	745.00	745.00	0.1900	141.55	6.07
RIO.AX	RIO Tinto Limited	23/09/2021	2,348.59	1,006.54	23/09/2021	12/08/2021	309.00	309.00	7.6006	2,348.59	1,006.54
RIO.AX	RIO Tinto Limited	21/04/2022	2,048.17	877.79	21/04/2022	10/03/2022	309.00	309.00	6.6284	2,048.18	877.79
SHL.AX	Sonic Healthcare Limited	22/09/2021	495.00	137.89	22/09/2021	07/09/2021	900.00	900.00	0.5500	495.00	137.89
SHL.AX	Sonic Healthcare Limited	23/03/2022	360.00	154.29	23/03/2022	08/03/2022	900.00	900.00	0.4000	360.00	154.29
TLS.AX	Telstra Corporation Limited.	23/09/2021	480.00	205.71	23/09/2021	25/08/2021	6,000.00	6,000.00	0.0800	480.00	205.71
TLS.AX	Telstra Corporation Limited.	01/04/2022	480.00	205.71	01/04/2022	02/03/2022	6,000.00	6,000.00	0.0800	480.00	205.71
VUK.AX	Virgin Money Uk Plc	11/03/2022	6.70	0.00	11/03/2022	10/02/2022	352.00	352.00	0.0190	6.70	0.00
VUK.AX	Virgin Money Uk Plc	21/06/2022	15.56	0.00	21/06/2022	19/05/2022	352.00	352.00	0.0442	15.56	0.00
WBC.AX	Westpac Banking Corporation	21/12/2021	1,072.20	459.51	21/12/2021	05/11/2021	1,787.00	1,787.00	0.6000	1,072.20	459.51
WBC.AX	Westpac Banking Corporation	24/06/2022	1,090.07	467.17	24/06/2022	19/05/2022	1,787.00	1,787.00	0.6100	1,090.07	467.17

Guzzo Super Fund

Investment Income Comparison Report

As at 30 June 2022

Investment	Ledger Data			ASX & UUT Data						
	Transaction Date	Income Amount	Franking Credit	Date Payable	Ex Div/Dist Date	Units On Hand	45 Day Qualified	Amount per share/unit	Estimated Income	Estimated Franking*
		11,518.02	4,711.87					18.8923	11,518.02	4,711.88
Units in Unlisted Unit Trusts (Australian)										
VAN0002AU	Vanguard Australian Shares Index Fund	0.03								
VAN0002AU	Vanguard Australian Shares Index Fund			30/09/2021	30/09/2021	54,690.04	54,690.04	0.0391	2,138.53	
VAN0002AU	Vanguard Australian Shares Index Fund	2,138.53								
VAN0002AU	Vanguard Australian Shares Index Fund	1,051.69		12/01/2022	31/12/2021	54,690.04	54,690.04	0.0192	1,051.69	
VAN0002AU	Vanguard Australian Shares Index Fund			31/03/2022	31/03/2022	54,690.04	54,690.04	0.0571	3,122.47	
VAN0002AU	Vanguard Australian Shares Index Fund	3,122.47								
VAN0002AU	Vanguard Australian Shares Index Fund	4,068.37	2,662.95							
VAN0002AU	Vanguard Australian Shares Index Fund			07/07/2022	30/06/2022	54,690.04	54,690.04	0.0744	4,068.37	
VAN0005AU	Vanguard Emrg Mkts Sh Index Fd	0.02								
VAN0005AU	Vanguard Emrg Mkts Sh Index Fd			30/09/2021	30/09/2021	27,379.20	27,379.20	0.0192	524.48	
VAN0005AU	Vanguard Emrg Mkts Sh Index Fd	524.48								
VAN0005AU	Vanguard Emrg Mkts Sh Index Fd	283.99		12/01/2022	31/12/2021	27,379.20	27,379.20	0.0104	283.99	
VAN0005AU	Vanguard Emrg Mkts Sh Index Fd			31/03/2022	31/03/2022	27,379.20	27,379.20	0.0034	91.90	
VAN0005AU	Vanguard Emrg Mkts Sh Index Fd	91.90								
VAN0005AU	Vanguard Emrg Mkts Sh Index Fd	309.16	0.00							
VAN0005AU	Vanguard Emrg Mkts Sh Index Fd			07/07/2022	30/06/2022	27,379.20	27,379.20	0.0113	309.16	
		11,590.64	2,662.95					0.2340	11,590.58	

Unreconciled

Units in Listed Unit Trusts (Australian)

Guzzo Super Fund

Investment Income Comparison Report

As at 30 June 2022

Investment	Ledger Data			ASX & UUT Data							
	Transaction Date	Income Amount	Franking Credit	Date Payable	Ex Div/Dist Date	Units On Hand	45 Day Qualified	Amount per share/unit	Estimated Income	Estimated Franking*	
INA.AX**	Ingenia Communities Group			23/09/2021	23/08/2021	14,000.00	14,000.00	0.0550	770.00	0.00	
INA.AX**	Ingenia Communities Group	24/03/2022	728.00		24/03/2022	25/02/2022	14,000.00	14,000.00	0.0520	728.00	0.00
INA.AX**	Ingenia Communities Group	30/06/2022	812.00								
			1,540.00						0.1070	1,498.00	0.00
			24,648.66						19.2333	24,606.60	4,711.88

*Franking credit is estimated using 45 day qualified units. The estimation might not be accurate for preference shares and hedging arrangements.

**For stapled securities, income may be unreconciled due to ASX data including dividend and distribution components that are recognised in different financial years.

Interest & Estimated Dividend Summary



1 JULY 2021 - 30 JUNE 2022

SHARES - 2751373 - HIN 73052912

GUZZO SUPER FUND PTY LTD <GUZZO SUPER FUND A/C>

ESTIMATED DIVIDEND SUMMARY

INA - INGENIA GROUP STAPLED (FULLY PAID ORDINARY/UNITS STAPLED SECURITIES)

Ex-div date	Payment Date	Type	Dividend per share	Units	Est. Unfranked Amount	Est. Franked Amount	Est. Total Dividend	Est. Franking Credit
25-Feb-2022	24-Mar-2022	Interim	\$0.0520	14,000	\$728.00	\$0.00	\$728.00	\$0.00
23-Aug-2021	23-Sep-2021	Final	\$0.0550	14,000	\$770.00	\$0.00	\$770.00	\$0.00
Sub Total					\$1,498.00	\$0.00	\$1,498.00	\$0.00

NAB - NATIONAL AUST. BANK FPO (ORDINARY FULLY PAID)

Ex-div date	Payment Date	Type	Dividend per share	Units	Est. Unfranked Amount	Est. Franked Amount	Est. Total Dividend	Est. Franking Credit
15-Nov-2021	15-Dec-2021	Final	\$0.6700	1,411	\$0.00	\$945.37	\$945.37	\$405.16
13-May-2021	02-Jul-2021	Interim	\$0.6000	1,411	\$0.00	\$846.60	\$846.60	\$362.83
Sub Total					\$0.00	\$1,791.97	\$1,791.97	\$767.99

ORI - ORICA LIMITED FPO (ORDINARY FULLY PAID)

Ex-div date	Payment Date	Type	Dividend per share	Units	Est. Unfranked Amount	Est. Franked Amount	Est. Total Dividend	Est. Franking Credit
19-Nov-2021	22-Dec-2021	Final	\$0.1650	529	\$87.29	\$0.00	\$87.29	\$0.00
31-May-2021	09-Jul-2021	Interim	\$0.0750	529	\$39.68	\$0.00	\$39.68	\$0.00
Sub Total					\$126.97	\$0.00	\$126.97	\$0.00

OZL - OZ MINERALS FPO (ORDINARY FULLY PAID)

Ex-div date	Payment Date	Type	Dividend per share	Units	Est. Unfranked Amount	Est. Franked Amount	Est. Total Dividend	Est. Franking Credit
24-Feb-2022	11-Mar-2022	Final	\$0.1800	1,534	\$0.00	\$276.12	\$276.12	\$118.34
23-Aug-2021	07-Sep-2021	Interim	\$0.1600	1,534	\$0.00	\$245.44	\$245.44	\$105.19
Sub Total					\$0.00	\$521.56	\$521.56	\$223.53

QBE - QBE INSURANCE GROUP FPO (ORDINARY FULLY PAID)

Ex-div date	Payment Date	Type	Dividend per share	Units	Est. Unfranked Amount	Est. Franked Amount	Est. Total Dividend	Est. Franking Credit
07-Mar-2022	12-Apr-2022	Final	\$0.1900	745	\$127.40	\$14.16	\$141.55	\$6.07
19-Aug-2021	24-Sep-2021	Interim	\$0.1100	745	\$73.76	\$8.20	\$81.95	\$3.51
Sub Total					\$201.16	\$22.36	\$223.50	\$9.58

RIO - RIO TINTO LIMITED FPO (ORDINARY FULLY PAID)

Ex-div date	Payment Date	Type	Dividend per share	Units	Est. Unfranked Amount	Est. Franked Amount	Est. Total Dividend	Est. Franking Credit
10-Mar-2022	21-Apr-2022	Final	\$6.6284	309	\$0.00	\$2,048.18	\$2,048.18	\$877.79
12-Aug-2021	23-Sep-2021	Interim	\$7.6006	309	\$0.00	\$2,348.59	\$2,348.59	\$1,006.54
Sub Total					\$0.00	\$4,396.77	\$4,396.77	\$1,884.33

Interest & Estimated Dividend Summary



1 JULY 2021 - 30 JUNE 2022

SHL - SONIC HEALTHCARE FPO (ORDINARY FULLY PAID)

Ex-div date	Payment Date	Type	Dividend per share	Units	Est. Unfranked Amount	Est. Franked Amount	Est. Total Dividend	Est. Franking Credit
08-Mar-2022	23-Mar-2022	Interim	\$0.4000	900	\$0.00	\$360.00	\$360.00	\$154.29
07-Sep-2021	22-Sep-2021	Final	\$0.5500	900	\$173.25	\$321.75	\$495.00	\$137.89
Sub Total					\$173.25	\$681.75	\$855.00	\$292.18

TLS - TELSTRA CORPORATION. FPO (ORDINARY FULLY PAID)

Ex-div date	Payment Date	Type	Dividend per share	Units	Est. Unfranked Amount	Est. Franked Amount	Est. Total Dividend	Est. Franking Credit
02-Mar-2022	01-Apr-2022	Interim	\$0.0800	6,000	\$0.00	\$480.00	\$480.00	\$205.71
25-Aug-2021	23-Sep-2021	Final	\$0.0800	6,000	\$0.00	\$480.00	\$480.00	\$205.71
Sub Total					\$0.00	\$960.00	\$960.00	\$411.42

VUK - VIRGIN MONEY UK PLC CDI 1:1 (CDI 1:1 FOREIGN EXEMPT LSE)

Ex-div date	Payment Date	Type	Dividend per share	Units	Est. Unfranked Amount	Est. Franked Amount	Est. Total Dividend	Est. Franking Credit
19-May-2022	21-Jun-2022	Interim	\$0.0442	352	\$15.56	\$0.00	\$15.56	\$0.00
10-Feb-2022	11-Mar-2022	Final	\$0.0190	352	\$6.70	\$0.00	\$6.70	\$0.00
Sub Total					\$22.26	\$0.00	\$22.26	\$0.00

WBC - WESTPAC BANKING CORP FPO (ORDINARY FULLY PAID)

Ex-div date	Payment Date	Type	Dividend per share	Units	Est. Unfranked Amount	Est. Franked Amount	Est. Total Dividend	Est. Franking Credit
19-May-2022	24-Jun-2022	Interim	\$0.6100	1,787	\$0.00	\$1,090.07	\$1,090.07	\$467.17
05-Nov-2021	21-Dec-2021	Final	\$0.6000	1,787	\$0.00	\$1,072.20	\$1,072.20	\$459.51
Sub Total					\$0.00	\$2,162.27	\$2,162.27	\$926.68
TOTAL					\$2,021.64	\$10,536.68	\$12,558.30	\$4,515.71

ESTIMATED INTEREST RECEIVED

There are no transactions on this account.

TOTAL

\$0.00

Interest & Estimated Dividend Summary



1 JULY 2021 - 30 JUNE 2022

(1) This is an estimate prepared by Commonwealth Securities Limited based upon units that you hold in accordance with our records and may not distinguish between cash dividends or dividends reinvested through any particular company's dividend reinvestment plan. Your actual entitlement will be determined by information recorded in the company's share registry at the relevant record dates. Amounts that may have been withheld for failing to provide your tax file number to your share registries are not disclosed on this report.

Dividends are estimated by CommSec based on the total registered Units held on the Record Date of the dividend. The following fields are estimated in accordance with the calculations outlined below:

- (a) Units = Total registered units of security held on the Record Date of the dividend
- (b) Est. Unfranked Amount = Units X Dividend per security X Unfranked %
- (c) Est. Franked Amount = Units X Dividend per security X Franked %
- (d) Est. Franking Credit = (Est. Franked Amount X company tax rate)/(100 - company tax rate)
- (e) Est. Total Dividend = Units x Dividend per security

(2) In order to be eligible to claim the benefit of a franking credit, you must be a 'qualified person'. You will be a qualified person if you satisfy:

One of the specific concessions in the legislation (for example, you are an individual whose total franking credit entitlement for the income year does not exceed \$5,000); and/or

The 45-day rule

The 45-day rule requires that if you are an Australian tax resident shareholder, you must have held the security 'at risk' for at least 45 consecutive days, not including date of purchase and date of sale. Where the 45 day holding requirement has not been satisfied, the 45-day rule may apply to deny the franking credits attached to the dividend received in respect of the particular security. The 45-day rule is complex. You should obtain your own taxation advice to understand how these provisions apply to you.

Please refer to the statements provided by the Share Registry for tax return purposes. These may include details of any foreign tax credits you may be entitled to and breakdown of any trust distribution you may have received.

For details of the components of your ASX listed trust distributions you will need to refer to the Annual Tax Statement issued by the trust manager.

The total brokerage outlined does not include any rebates you may have received over the financial year. Refer to your transaction statement records for this information.

This report only includes an estimate of dividends paid for holdings held with Commonwealth Securities Limited as at the ex-dividend date. For instance, any dividends paid prior to holdings being transferred to Commonwealth Securities Limited are not included.

This statement is an estimated summary document only and it is not intended to replace any document which contains information that may be required for taxation purposes. You should therefore refer to your CHESS statements, dividend statements, confirmation contract notes and other investment or bank account statements for your records in this regard. This statement may not include information on accounts which have been closed, switched product type, transferred Holder Identification Number (HIN), or switched Participant Identification Number (PID) during the financial year.

This statement is issued by Commonwealth Securities Limited ABN 60 067 254 399 AFSL 238814, a market participant of ASX and Cboe Australia Pty Ltd (formerly Chi-X Australia Pty Limited), a clearing participant of ASX Clear Pty Limited and a settlement participant of ASX Settlement Pty Limited. Commonwealth Securities Limited is a wholly owned but non-guaranteed subsidiary of the Commonwealth Bank of Australia ABN 48 123 123 124 AFSL 234945 ("CBA"). Information contained in this statement is believed to be accurate at the time the statement is generated. CBA and its subsidiaries do not accept any liability for any errors or omissions contained in this statement, or any responsibility for any action taken in reliance on this statement. This document contains general information only and does not take into account your individual objectives, financial and taxation situations or needs. Before acting on the information, consider the appropriateness of your own objectives, needs, financial and taxation situation and, if necessary, seek appropriate independent financial and taxation advice. CBA is not a registered tax (financial) adviser under the Tax Agent Services Act 2009. If there are any errors in this statement, please contact us.

Address: Commonwealth Securities Limited, Locked Bag 22, Australia Square NSW 1215 | Phone: 13 15 19 | Website: www.commsec.com.au

If you are not satisfied with the service or advice you receive from us, you are entitled to complain. We have established procedures to ensure that all enquiries and complaints are properly dealt with. Please refer to our Financial Services Guide for more information. If an issue has not been resolved to your satisfaction, you can lodge a complaint with the Australian Financial Complaints Authority. AFCA provides fair and independent financial services complaint resolution that is free to consumers. Website: www.afca.org.au, Telephone: 1800 931 678 (free call), Email: info@afca.org.au, In writing to: Australian Financial Complaints Authority, GPO Box 3, Melbourne VIC 3001.

Interest & Estimated Dividend Summary



1 JULY 2021 - 30 JUNE 2022

GLOSSARY

Units	The number of registered securities that you own.
Unit Price	The Portfolio Valuation 'Unit Price' is calculated using a 'Reference' Price provided by the ASX which takes into account an adjustment to determine value at Close of Market if the Security does not trade in the Closing Single Price Auction on the Valuation Date.
Brokerage	The fee or charge that is paid by you when transacting a buy or sell.
Holder Identification Number (HIN)	When you are CHESS sponsored with a Broker you will be issued a unique number, called a HIN. Multiple holdings can be registered under the single HIN. A HIN starts with the letter X and usually followed by 10 numbers, e.g. X0001234567.
Dividend	A dividend is a payment made to shareholders from the company. This payment is a portion of the company's profits. ASX listed companies typically pay dividends twice a year, usually as an 'interim' dividend and a 'final dividend'. From time to time, a company may also pay a 'special' dividend.
Ex-dividend date	The ex-dividend date occurs two business days before the company's Record Date. To be entitled to a dividend a shareholder must have purchased the shares before the ex-dividend date. If you purchase shares on or after that date, the previous owner of the shares (and not you) is entitled to the dividend.
Interim dividend	A dividend paid during the year, usually accompanying a company's interim financial statements.
Final dividend	A dividend paid at the end of a company's financial year, representing a return based on the previous twelve months' financial performance and the future outlook.
Special dividend	A dividend paid by the company outside typical recurring (interim and final) dividend cycle.
Record date	The record date is the date the share registries use in determining who is entitled to a dividend or entitlement associated with a security. Those who held the security in the company and were on the register on the record date are eligible for the entitlement.
Payment date	The date on which a declared dividend is scheduled to be paid.
Unfranked dividend	Dividends which do not carry a franking credit.
Franked dividend	Franked dividends are paid to security holders out of profits on which the company has already paid tax.
Franking /Imputation Credit	A franking credit is your share of tax paid by a company on the profits from which your dividend is paid. They are also known as Imputation Credits.
Total subscription	Total subscription can include, but is not limited to market data and research subscription fees and share trade alerts.
Other fees	Other fees can include, but are not limited to: Off market transfer fees, conditional trading fees, rejection fees, early and late settlement fees, fail fees, SRN query, rebooking fees, cheque payment fee or cheque dishonour fees and the printing and posting of contract notes.
Corporate action (CA)	Any action initiated by the company or corporation, for the purpose of giving an entitlement to shareholders.

Dividends & Payments

MEDIBANK PRIVATE LIMITED

Antonio Guzzo + Pamela Guzzo I*****6864

Payment Date	Net	Type	Method	Status
29/09/2022	\$257.03	Dividend	Direct Credit	Failed
24/03/2022	\$214.78	Dividend	Direct Credit	Paid
30/09/2021	\$242.95	Dividend	Direct Credit	Paid
25/03/2021	\$204.22	Dividend	Direct Credit	Paid
24/09/2020	\$221.82	Dividend	Direct Credit	Paid
26/03/2020	\$200.70	Dividend	Direct Credit	Paid
26/09/2019	\$348.58	Consolidation	Direct Credit	Paid
28/03/2019	\$200.70	Dividend	Direct Credit	Paid
27/09/2018	\$253.51	Dividend	Direct Credit	Paid
28/03/2018	\$193.66	Dividend	Direct Credit	Paid
28/09/2017	\$237.67	Dividend	Direct Credit	Paid
29/03/2017	\$184.85	Dividend	Direct Credit	Paid
28/09/2016	\$211.26	Dividend	Direct Credit	Paid
29/03/2016	\$176.05	Dividend	Direct Credit	Paid
28/09/2015	\$186.61	Dividend	Direct Credit	Paid
4/12/2014	\$2,958.00	Capital Payment	Direct Credit	Pending Confirmation

24700 - Changes in Market Values of Investments

2022 Financial Year

Preparer Desiree Yutuc

Reviewer Steven Lee

Status Completed

Account Code	Description	CY Balance	LY Balance	Change
24700	Changes in Market Values of Investments	\$87,334.18	(\$134,400.97)	(164.98)%
TOTAL		CY Balance	LY Balance	
		\$87,334.18	(\$134,400.97)	

Supporting Documents

- Market Movement [Report](#)
- Net Capital Gains Reconciliation [Report](#)
- Realised Capital Gain Report [Report](#)

Standard Checklist

- Attach copies of Source Documentation (Contract Notes, Broker Statements, Chess Statements, Contracts of Sale, Managed Fund Statements etc)
- Attach copy of Market Movement report
- Attach copy of Net Capital Gains Reconciliation
- Attach copy of Realised Capital Gain Report
- Ensure all Asset Disposals have been entered
- Ensure all Market Values have been entered for June 30
- Ensure all Tax Deferred Distributions have been entered

Guzzo Super Fund

Market Movement Report

As at 30 June 2022

Investment	Date	Description	Unrealised				Realised			Total
			Units	Accounting Cost Movement	Market Movement	Depreciation	Balance	Consideration	Accounting Cost Base	
INA.AX - Ingenia Communities Group										
	01/07/2021	Opening Balance	14,000.00	0.00	0.00	0.00	85,960.00	0.00	0.00	0.00
	31/12/2021	Revaluation	0.00	0.00	2,660.00	0.00	88,620.00	0.00	0.00	0.00
	31/01/2022	Revaluation	0.00	0.00	(13,440.00)	0.00	75,180.00	0.00	0.00	0.00
	28/02/2022	Revaluation	0.00	0.00	(4,200.00)	0.00	70,980.00	0.00	0.00	0.00
	31/03/2022	Revaluation	0.00	0.00	1,820.00	0.00	72,800.00	0.00	0.00	0.00
	30/04/2022	Revaluation	0.00	0.00	(7,140.00)	0.00	65,660.00	0.00	0.00	0.00
	31/05/2022	Revaluation	0.00	0.00	(8,820.00)	0.00	56,840.00	0.00	0.00	0.00
	30/06/2022	Revaluation	0.00	0.00	(1,120.00)	0.00	55,720.00	0.00	0.00	0.00
	30/06/2022		14,000.00	0.00	(30,240.00)	0.00	55,720.00	0.00	0.00	0.00
MPL.AX - Medibank Private Limited										
	01/07/2021	Opening Balance	3,521.00	0.00	0.00	0.00	11,126.36	0.00	0.00	0.00
	31/12/2021	Revaluation	0.00	0.00	915.46	0.00	12,041.82	0.00	0.00	0.00
	31/01/2022	Revaluation	0.00	0.00	(915.46)	0.00	11,126.36	0.00	0.00	0.00
	28/02/2022	Revaluation	0.00	0.00	(387.31)	0.00	10,739.05	0.00	0.00	0.00
	31/03/2022	Revaluation	0.00	0.00	211.26	0.00	10,950.31	0.00	0.00	0.00
	30/04/2022	Revaluation	0.00	0.00	316.89	0.00	11,267.20	0.00	0.00	0.00
	31/05/2022	Revaluation	0.00	0.00	35.21	0.00	11,302.41	0.00	0.00	0.00
	30/06/2022	Revaluation	0.00	0.00	316.89	0.00	11,619.30	0.00	0.00	0.00
	30/06/2022	Revaluation	0.00	0.00	(176.05)	0.00	11,443.25	0.00	0.00	0.00
	30/06/2022		3,521.00	0.00	316.89	0.00	11,443.25	0.00	0.00	0.00
NAB.AX - National Australia Bank Limited										
	01/07/2021	Opening Balance	1,411.00	0.00	0.00	0.00	36,996.42	0.00	0.00	0.00
	31/12/2021	Revaluation	0.00	0.00	4,374.10	0.00	41,370.52	0.00	0.00	0.00
	31/01/2022	Revaluation	0.00	0.00	(2,356.37)	0.00	39,014.15	0.00	0.00	0.00
	28/02/2022	Revaluation	0.00	0.00	1,777.86	0.00	40,792.01	0.00	0.00	0.00
	31/03/2022	Revaluation	0.00	0.00	4,882.06	0.00	45,674.07	0.00	0.00	0.00
	30/04/2022	Revaluation	0.00	0.00	366.86	0.00	46,040.93	0.00	0.00	0.00
	31/05/2022	Revaluation	0.00	0.00	(1,100.58)	0.00	44,940.35	0.00	0.00	0.00
	30/06/2022	Revaluation	0.00	0.00	(5,333.58)	0.00	39,606.77	0.00	0.00	0.00
	30/06/2022	Revaluation	0.00	0.00	(959.48)	0.00	38,647.29	0.00	0.00	0.00
	30/06/2022		1,411.00	0.00	1,650.87	0.00	38,647.29	0.00	0.00	0.00

Guzzo Super Fund

Market Movement Report

As at 30 June 2022

Investment	Date	Description	Unrealised				Realised			Total
			Units	Accounting Cost Movement	Market Movement	Depreciation	Balance	Consideration	Accounting Cost Base	
ORI.AX - Orica Limited										
	01/07/2021	Opening Balance	529.00	0.00	0.00	0.00	7,025.12	0.00	0.00	0.00
	31/12/2021	Revaluation	0.00	0.00	238.05	0.00	7,263.17	0.00	0.00	0.00
	31/01/2022	Revaluation	0.00	0.00	(21.16)	0.00	7,242.01	0.00	0.00	0.00
	28/02/2022	Revaluation	0.00	0.00	391.46	0.00	7,633.47	0.00	0.00	0.00
	31/03/2022	Revaluation	0.00	0.00	883.43	0.00	8,516.90	0.00	0.00	0.00
	30/04/2022	Revaluation	0.00	0.00	195.73	0.00	8,712.63	0.00	0.00	0.00
	31/05/2022	Revaluation	0.00	0.00	(31.74)	0.00	8,680.89	0.00	0.00	0.00
	30/06/2022	Revaluation	0.00	0.00	(243.34)	0.00	8,437.55	0.00	0.00	0.00
	30/06/2022	Revaluation	0.00	0.00	(95.22)	0.00	8,342.33	0.00	0.00	0.00
	30/06/2022		529.00	0.00	1,317.21	0.00	8,342.33	0.00	0.00	0.00
OZL.AX - Oz Minerals Limited										
	01/07/2021	Opening Balance	1,534.00	0.00	0.00	0.00	34,484.32	0.00	0.00	0.00
	31/12/2021	Revaluation	0.00	0.00	9,434.10	0.00	43,918.42	0.00	0.00	0.00
	31/01/2022	Revaluation	0.00	0.00	(5,292.30)	0.00	38,626.12	0.00	0.00	0.00
	28/02/2022	Revaluation	0.00	0.00	(414.18)	0.00	38,211.94	0.00	0.00	0.00
	31/03/2022	Revaluation	0.00	0.00	2,822.56	0.00	41,034.50	0.00	0.00	0.00
	30/04/2022	Revaluation	0.00	0.00	(2,684.50)	0.00	38,350.00	0.00	0.00	0.00
	31/05/2022	Revaluation	0.00	0.00	(1,610.70)	0.00	36,739.30	0.00	0.00	0.00
	30/06/2022	Revaluation	0.00	0.00	(9,510.80)	0.00	27,228.50	0.00	0.00	0.00
	30/06/2022	Revaluation	0.00	0.00	15.34	0.00	27,243.84	0.00	0.00	0.00
	30/06/2022		1,534.00	0.00	(7,240.48)	0.00	27,243.84	0.00	0.00	0.00
QBE.AXW - QBE Insurance Group Limited										
	01/07/2021	Opening Balance	745.00	0.00	0.00	0.00	8,038.55	0.00	0.00	0.00
	31/12/2021	Revaluation	0.00	0.00	521.50	0.00	8,560.05	0.00	0.00	0.00
	31/01/2022	Revaluation	0.00	0.00	(283.10)	0.00	8,276.95	0.00	0.00	0.00
	28/02/2022	Revaluation	0.00	0.00	499.15	0.00	8,776.10	0.00	0.00	0.00
	31/03/2022	Revaluation	0.00	0.00	(89.40)	0.00	8,686.70	0.00	0.00	0.00
	30/04/2022	Revaluation	0.00	0.00	491.70	0.00	9,178.40	0.00	0.00	0.00
	31/05/2022	Revaluation	0.00	0.00	(7.45)	0.00	9,170.95	0.00	0.00	0.00
	30/06/2022	Revaluation	0.00	0.00	(44.70)	0.00	9,126.25	0.00	0.00	0.00
	30/06/2022	Revaluation	0.00	0.00	(74.50)	0.00	9,051.75	0.00	0.00	0.00
	30/06/2022		745.00	0.00	1,013.20	0.00	9,051.75	0.00	0.00	0.00

Guzzo Super Fund

Market Movement Report

As at 30 June 2022

Investment	Date	Description	Unrealised				Realised			Total
			Units	Accounting Cost Movement	Market Movement	Depreciation	Balance	Consideration	Accounting Cost Base	
RIO.AX - RIO Tinto Limited										
	01/07/2021	Opening Balance	309.00	0.00	0.00	0.00	39,131.76	0.00	0.00	0.00
	31/12/2021	Revaluation	0.00	0.00	(8,373.90)	0.00	30,757.86	0.00	0.00	0.00
	31/01/2022	Revaluation	0.00	0.00	4,393.98	0.00	35,151.84	0.00	0.00	0.00
	28/02/2022	Revaluation	0.00	0.00	241.02	0.00	35,392.86	0.00	0.00	0.00
	31/03/2022	Revaluation	0.00	0.00	732.33	0.00	36,125.19	0.00	0.00	0.00
	30/04/2022	Revaluation	0.00	0.00	(1,260.72)	0.00	34,864.47	0.00	0.00	0.00
	31/05/2022	Revaluation	0.00	0.00	299.73	0.00	35,164.20	0.00	0.00	0.00
	30/06/2022	Revaluation	0.00	0.00	(2,339.13)	0.00	32,825.07	0.00	0.00	0.00
	30/06/2022	Revaluation	0.00	0.00	(1,090.77)	0.00	31,734.30	0.00	0.00	0.00
	30/06/2022		309.00	0.00	(7,397.46)	0.00	31,734.30	0.00	0.00	0.00
SHL.AX - Sonic Healthcare Limited										
	01/07/2021	Opening Balance	900.00	0.00	0.00	0.00	34,560.00	0.00	0.00	0.00
	31/12/2021	Revaluation	0.00	0.00	7,479.00	0.00	42,039.00	0.00	0.00	0.00
	31/01/2022	Revaluation	0.00	0.00	(8,019.00)	0.00	34,020.00	0.00	0.00	0.00
	28/02/2022	Revaluation	0.00	0.00	(2,538.00)	0.00	31,482.00	0.00	0.00	0.00
	31/03/2022	Revaluation	0.00	0.00	729.00	0.00	32,211.00	0.00	0.00	0.00
	30/04/2022	Revaluation	0.00	0.00	846.00	0.00	33,057.00	0.00	0.00	0.00
	31/05/2022	Revaluation	0.00	0.00	351.00	0.00	33,408.00	0.00	0.00	0.00
	30/06/2022	Revaluation	0.00	0.00	(3,861.00)	0.00	29,547.00	0.00	0.00	0.00
	30/06/2022	Revaluation	0.00	0.00	162.00	0.00	29,709.00	0.00	0.00	0.00
	30/06/2022		900.00	0.00	(4,851.00)	0.00	29,709.00	0.00	0.00	0.00
TLS 2.AX - Telstra Corporation Limited.										
	01/07/2021	Opening Balance	6,000.00	0.00	0.00	0.00	22,560.00	0.00	0.00	0.00
	31/12/2021	Revaluation	0.00	0.00	2,640.00	0.00	25,200.00	0.00	0.00	0.00
	31/01/2022	Revaluation	0.00	0.00	(1,440.00)	0.00	23,760.00	0.00	0.00	0.00
	28/02/2022	Revaluation	0.00	0.00	(120.00)	0.00	23,640.00	0.00	0.00	0.00
	31/03/2022	Revaluation	0.00	0.00	(240.00)	0.00	23,400.00	0.00	0.00	0.00
	30/04/2022	Revaluation	0.00	0.00	840.00	0.00	24,240.00	0.00	0.00	0.00
	31/05/2022	Revaluation	0.00	0.00	(660.00)	0.00	23,580.00	0.00	0.00	0.00
	30/06/2022	Revaluation	0.00	0.00	(240.00)	0.00	23,340.00	0.00	0.00	0.00
	30/06/2022	Revaluation	0.00	0.00	(240.00)	0.00	23,100.00	0.00	0.00	0.00
	30/06/2022		6,000.00	0.00	540.00	0.00	23,100.00	0.00	0.00	0.00

Guzzo Super Fund

Market Movement Report

As at 30 June 2022

Investment	Date	Description	Unrealised				Realised			Total
			Units	Accounting Cost Movement	Market Movement	Depreciation	Balance	Consideration	Accounting Cost Base	
VAN0002AU - Vanguard Australian Shares Index Fund										
	01/07/2021	Opening Balance	54,690.04	0.00	0.00	0.00	143,894.96	0.00	0.00	0.00
	31/12/2021	Revaluation	0.00	0.00	3,981.44	0.00	147,876.40	0.00	0.00	0.00
	31/01/2022	Revaluation	0.00	0.00	(11,271.62)	0.00	136,604.78	0.00	0.00	0.00
	28/02/2022	Revaluation	0.00	0.00	1,454.76	0.00	138,059.54	0.00	0.00	0.00
	31/03/2022	Revaluation	0.00	0.00	9,937.18	0.00	147,996.72	0.00	0.00	0.00
	30/04/2022	Revaluation	0.00	0.00	(5,173.68)	0.00	142,823.04	0.00	0.00	0.00
	31/05/2022	Revaluation	0.00	0.00	(3,057.17)	0.00	139,765.87	0.00	0.00	0.00
	30/06/2022	Revaluation	0.00	0.00	(8,280.08)	0.00	131,485.79	0.00	0.00	0.00
	30/06/2022	Revaluation	0.00	0.00	(3,735.33)	0.00	127,750.46	0.00	0.00	0.00
	30/06/2022		54,690.04	0.00	(16,144.50)	0.00	127,750.46	0.00	0.00	0.00
VAN0005AU1 - Vanguard Emrg Mkts Sh Index Fd										
	01/07/2021	Opening Balance	27,379.20	0.00	0.00	0.00	69,258.42	0.00	0.00	0.00
	31/12/2021	Revaluation	0.00	0.00	(6,625.76)	0.00	62,632.66	0.00	0.00	0.00
	31/01/2022	Revaluation	0.00	0.00	361.40	0.00	62,994.06	0.00	0.00	0.00
	28/02/2022	Revaluation	0.00	0.00	(2,486.03)	0.00	60,508.03	0.00	0.00	0.00
	31/03/2022	Revaluation	0.00	0.00	(3,961.77)	0.00	56,546.26	0.00	0.00	0.00
	30/04/2022	Revaluation	0.00	0.00	(906.25)	0.00	55,640.01	0.00	0.00	0.00
	31/05/2022	Revaluation	0.00	0.00	(1,073.26)	0.00	54,566.75	0.00	0.00	0.00
	30/06/2022	Revaluation	0.00	0.00	1,316.94	0.00	55,883.69	0.00	0.00	0.00
	30/06/2022	Revaluation	0.00	0.00	(1,130.77)	0.00	54,752.92	0.00	0.00	0.00
	30/06/2022		27,379.20	0.00	(14,505.50)	0.00	54,752.92	0.00	0.00	0.00
VUK.AX - Virgin Money UK Plc										
	01/07/2021	Opening Balance	352.00	0.00	0.00	0.00	1,295.36	0.00	0.00	0.00
	31/12/2021	Revaluation	0.00	0.00	(95.04)	0.00	1,200.32	0.00	0.00	0.00
	31/01/2022	Revaluation	0.00	0.00	66.88	0.00	1,267.20	0.00	0.00	0.00
	28/02/2022	Revaluation	0.00	0.00	(42.24)	0.00	1,224.96	0.00	0.00	0.00
	31/03/2022	Revaluation	0.00	0.00	(119.68)	0.00	1,105.28	0.00	0.00	0.00
	30/04/2022	Revaluation	0.00	0.00	(21.12)	0.00	1,084.16	0.00	0.00	0.00
	31/05/2022	Revaluation	0.00	0.00	(140.80)	0.00	943.36	0.00	0.00	0.00
	30/06/2022	Revaluation	0.00	0.00	(144.32)	0.00	799.04	0.00	0.00	0.00
	30/06/2022	Revaluation	0.00	0.00	(21.12)	0.00	777.92	0.00	0.00	0.00
	30/06/2022		352.00	0.00	(517.44)	0.00	777.92	0.00	0.00	0.00

Guzzo Super Fund

Market Movement Report

As at 30 June 2022

Investment	Date	Description	Unrealised				Realised			Total
			Units	Accounting Cost Movement	Market Movement	Depreciation	Balance	Consideration	Accounting Cost Base	
WBC.AX - Westpac Banking Corporation										
	01/07/2021	Opening Balance	1,787.00	0.00	0.00	0.00	46,122.47	0.00	0.00	0.00
	31/12/2021	Revaluation	0.00	0.00	(7,701.97)	0.00	38,420.50	0.00	0.00	0.00
	31/01/2022	Revaluation	0.00	0.00	(1,554.69)	0.00	36,865.81	0.00	0.00	0.00
	28/02/2022	Revaluation	0.00	0.00	3,931.40	0.00	40,797.21	0.00	0.00	0.00
	31/03/2022	Revaluation	0.00	0.00	3,002.16	0.00	43,799.37	0.00	0.00	0.00
	30/04/2022	Revaluation	0.00	0.00	(1,143.68)	0.00	42,655.69	0.00	0.00	0.00
	31/05/2022	Revaluation	0.00	0.00	625.45	0.00	43,281.14	0.00	0.00	0.00
	30/06/2022	Revaluation	0.00	0.00	(7,648.36)	0.00	35,632.78	0.00	0.00	0.00
	30/06/2022	Revaluation	0.00	0.00	(786.28)	0.00	34,846.50	0.00	0.00	0.00
	30/06/2022		1,787.00	0.00	(11,275.97)	0.00	34,846.50	0.00	0.00	0.00
Total Market Movement					(87,334.18)					(87,334.18)

Guzzo Super Fund

Capital Gains Reconciliation Report

For The Period 01 July 2021 - 30 June 2022

	Total	Discounted	Indexed	Other	Notional
Losses available to offset					
Carried forward from prior losses	9,753.00				
Carried forward from prior losses - Collectables	0.00				
Current year capital losses	0.00				
Current year capital losses - Collectables	0.00				
Total Losses Available	9,753.00				
Total Losses Available - Collectables	0.00				
Capital Gains					
Capital gains from disposal of assets	0.00	0.00	0.00	0.00	0.00
Capital gains from disposal of assets - Collectables	0.00	0.00	0.00	0.00	0.00
Capital gains from trust distributions	0.00	0.00	0.00	0.00	0.00
Capital Gains Before Losses applied	0.00	0.00	0.00	0.00	0.00
Losses and discount applied					
Losses applied	0.00	0.00	0.00	0.00	0.00
Losses applied - Collectables	0.00	0.00	0.00	0.00	0.00
Capital gains after losses applied	0.00	0.00	0.00	0.00	0.00
Capital gains after losses applied - Collectables	0.00	0.00	0.00	0.00	0.00
CGT Discount applied	0.00				
CGT Discount applied - Collectables	0.00				

Guzzo Super Fund

Capital Gains Reconciliation Report

For The Period 01 July 2021 - 30 June 2022

	Total	Discounted	Indexed	Other	Notional
Net Capital Gain					
Net capital gain	0.00				
Net capital gain - Collectables	0.00				
Total Net Capital Gain (11A)	0.00				
Net Capital Losses Carried Forward to later income					
Net Capital Losses Carried Forward to later income years	9,753.00				
Net Capital Losses Carried Forward to later income years - Collectables	0.00				
Total Net Capital Losses Carried Forward to later income years (14V)	9,753.00				

Note

Refer to Realised Gains Report for details of Disposals at a Security level

Refer to Distribution Reconciliation Report for Trust Distribution details at a Security level

Guzzo Super Fund

Realised Capital Gains Report

For The Period 01 July 2021 - 30 June 2022

Investment		Accounting Treatment				Tax Treatment						
Purchase Contract Date	Disposal Contract Date	Units	Cost	Proceeds	Accounting Profit/(Loss)	Adjusted Cost Base	Reduced Cost Base	Indexed Cost Base	Indexed Gains	Discounted Gains (Gross)	Other Gains	Capital Loss
Units in Unlisted Unit Trusts (Australian)												
VAN0002AU - Vanguard Australian Shares Index Fund												
		0.00	0.00	0.00	0.00	0.00	0.00	0.00	0.00	3,839.24	0.00	0.00
		0.00	0.00	0.00	0.00	0.00	0.00	0.00	0.00	3,839.24	0.00	0.00
VAN0005AU1 - Vanguard Emrg Mkts Sh Index Fd												
		0.00	0.00	0.00	0.00	0.00	0.00	0.00	0.00	1.06	0.00	0.00
		0.00	0.00	0.00	0.00	0.00	0.00	0.00	0.00	1.06	0.00	0.00
		0.00	0.00	0.00	0.00	0.00	0.00	0.00	0.00	3,840.30	0.00	0.00
		0.00	0.00	0.00	0.00	0.00	0.00	0.00	0.00	3,840.30	0.00	0.00

25000 - Interest Received

2022 Financial Year

Preparer Desiree Yutuc

Reviewer Steven Lee

Status Completed

Account Code	Description	CY Balance	LY Balance	Change
UBANK213094426	UBank USaver SMSF 21-309-4426	(\$1,681.88)	(\$2,410.40)	(30.22)%
UBANK374587918	UBank USaver SMSF 37-458-7918	(\$10.61)	(\$94.56)	(88.78)%
TOTAL		CY Balance	LY Balance	
		(\$1,692.49)	(\$2,504.96)	

Supporting Documents

- Interest Reconciliation Report [Report](#)

Standard Checklist

- Attach Interest Reconciliation Report
- Ensure all interest has been recorded from Bank Statements
- Review Statements to ensure all TFN withheld has been input

Guzzo Super Fund
Interest Reconciliation Report

For The Period 01 July 2021 - 30 June 2022

Date	Payment Amount	Gross Interest	TFN Withheld	Foreign Income	Foreign Credits
Bank Accounts					
UBANK213094426 UBank USaver SMSF 21-309-4426					
31/07/2021	155.63	155.63			
31/08/2021	155.84	155.84			
30/09/2021	151.24	151.24			
31/10/2021	142.55	142.55			
30/11/2021	131.19	131.19			
31/12/2021	135.83	135.83			
31/01/2022	136.40	136.40			
28/02/2022	123.33	123.33			
31/03/2022	136.71	136.71			
30/04/2022	133.51	133.51			
31/05/2022	45.82	45.82			
30/06/2022	233.83	233.83			
	1,681.88	1,681.88			
UBANK374587918 UBank USaver SMSF 37-458-7918					
31/07/2021	0.76	0.76			
31/08/2021	0.32	0.32			
30/09/2021	0.58	0.58			
31/10/2021	0.54	0.54			
30/11/2021	0.49	0.49			

Guzzo Super Fund

Interest Reconciliation Report

For The Period 01 July 2021 - 30 June 2022

Date	Payment Amount	Gross Interest	TFN Withheld	Foreign Income	Foreign Credits
31/12/2021	0.51	0.51			
31/01/2022	0.23	0.23			
28/02/2022	1.15	1.15			
31/03/2022	1.27	1.27			
30/04/2022	1.23	1.23			
31/05/2022	1.27	1.27			
30/06/2022	2.26	2.26			
	10.61	10.61			
	1,692.49	1,692.49			

TOTAL	1,692.49	1,692.49			
--------------	-----------------	-----------------	--	--	--

Tax Return Reconciliation

	Totals	Tax Return Label
Gross Interest	1,692.49	11C

30100 - Accountancy Fees

2022 Financial Year

Preparer Desiree Yutuc

Reviewer Steven Lee

Status Completed

Account Code	Description	CY Balance	LY Balance	Change
30100	Accountancy Fees	\$825.00	\$895.00	(7.82)%
TOTAL		CY Balance	LY Balance	
		\$825.00	\$895.00	

Supporting Documents

- General Ledger [Report](#)
- INV-0305.pdf

Standard Checklist

- Attach all source documentation
- Ensure all Transactions have been entered

Guzzo Super Fund
General Ledger

As at 30 June 2022

Transaction Date	Description	Units	Debit	Credit	Balance \$
Accountancy Fees (30100)					
<u>Accountancy Fees (30100)</u>					
05/01/2022	Funds Transfer to Glenn Guzzo GSF-INV-0305		825.00		825.00 DR
			825.00		825.00 DR

Total Debits: 825.00

Total Credits: 0.00



TAX INVOICE

GUZZO Super Fund

Invoice Date
14 Dec 2021

Invoice Number
INV-0305

ABN
60 061 126 663

SuperHelp Australia
PTY LTD
PO Box 1906
MACQUARIE
CENTRE NSW 2113
AUSTRALIA

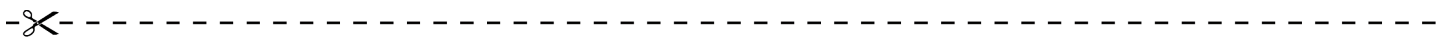
Item	Description	Quantity	Unit Price	GST	Amount AUD
EOY	SMSF Annual Administration	1.00	1,100.00	10%	1,100.00
ADD INV	Additional Investments	5.00	25.00	10%	125.00
PENSIO NADMIN	Pension Administration	1.00	150.00	10%	150.00
DEPO	Deposit	1.00	(550.00)	10%	(550.00)
INCLUDES GST 10%					75.00
TOTAL AUD					825.00
Less Amount Paid					825.00
AMOUNT DUE AUD					0.00

Due Date: 28 Dec 2021

Please pay the balance of our fees by direct credit into our bank account.

OUR BANK DETAILS (Use your name or your SMSF name as the reference):

Account Name: Superhelp Australia Pty Ltd
Bank: Commonwealth Bank
BSB: 06 2099
Account Number: 1041 7929



PAYMENT ADVICE

To: SuperHelp Australia PTY LTD
PO Box 1906
MACQUARIE CENTRE NSW 2113
AUSTRALIA

Customer GUZZO Super Fund
Invoice Number INV-0305

Amount Due **0.00**
Due Date 28 Dec 2021

Amount Enclosed

Enter the amount you are paying above

30400 - ATO Supervisory Levy

2022 Financial Year

Preparer Desiree Yutuc

Reviewer Steven Lee

Status Completed

Account Code	Description	CY Balance	LY Balance	Change
30400	ATO Supervisory Levy	\$259.00	\$259.00	0%
TOTAL		CY Balance	LY Balance	
		\$259.00	\$259.00	

Supporting Documents

- General Ledger [Report](#)

Standard Checklist

- Attach all source documentation
- Ensure all Transactions have been entered

Guzzo Super Fund
General Ledger

As at 30 June 2022

Transaction Date	Description	Units	Debit	Credit	Balance \$
ATO Supervisory Levy (30400)					
<u>ATO Supervisory Levy (30400)</u>					
21/01/2022	Inward Credit Value Date 20/01/2022. Direct Entry ATO AT0004000015716167 0012721		259.00		259.00 DR
			259.00		259.00 DR

Total Debits: 259.00

Total Credits: 0.00

30700 - Auditor's Remuneration

2022 Financial Year

Preparer Desiree Yutuc

Reviewer Steven Lee

Status Completed

Account Code	Description	CY Balance	LY Balance	Change
30700	Auditor's Remuneration	\$550.00	\$450.00	22.22%
TOTAL		CY Balance	LY Balance	
		\$550.00	\$450.00	

Supporting Documents

- General Ledger [Report](#)
- YML Invoice INV-12771.pdf [30700](#)

Standard Checklist

- Attach all source documentation
- Ensure all Transactions have been entered

Guzzo Super Fund
General Ledger

As at 30 June 2022

Transaction Date	Description	Units	Debit	Credit	Balance \$
Auditor's Remuneration (30700)					
Auditor's Remuneration (30700)					
30/08/2021	Regular Transfer to 460443945 SuperHelpTaxPrep		550.00		550.00 DR
			550.00		550.00 DR

Total Debits: 550.00

Total Credits: 0.00



TAX INVOICE

Guzzo Super Fund

Invoice Date
15 Dec 2021

Invoice Number
INV-12771

ABN
81 523 295 035

YML Super Solutions
PO Box 800
BONDI JUNCTION
NSW 1355
Ph (02) 8383 4440
www.ymlgroup.com.au

Description	GST	Amount AUD
Professional charges for Audit Service for the Financial Year ended 30 June 2021.	10%	500.00
	Subtotal	500.00
	TOTAL GST 10%	50.00
	TOTAL AUD	550.00

Due Date: 22 Dec 2021

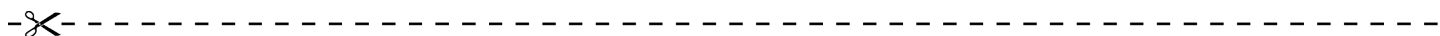
ACCTPRO Financial Services P/L trading as YML Super Solutions

Account Name: ACCTPRO Financial Services P/L

BSB: 082-140

Account Number: 772982366

Please include the Invoice Number as the Reference



PAYMENT ADVICE

To: YML Super Solutions
PO Box 800
BONDI JUNCTION
NSW 1355
Ph (02) 8383 4440
www.ymlgroup.com.au

Customer Guzzo Super Fund
Invoice Number INV-12771

Amount Due 550.00
Due Date 22 Dec 2021

Amount Enclosed

Enter the amount you are paying above

30800 - ASIC Fees

2022 Financial Year

Preparer Desiree Yutuc

Reviewer Steven Lee

Status Completed

Account Code	Description	CY Balance	LY Balance	Change
30800	ASIC Fees		\$109.00	100%
TOTAL		CY Balance	LY Balance	
			\$109.00	

Supporting Documents

- General Ledger [Report](#)

Standard Checklist

- Attach all source documentation
- Ensure all Transactions have been entered

Guzzo Super Fund
General Ledger

As at 30 June 2022

Transaction Date	Description	Units	Debit	Credit	Balance \$
					0.00 DR

Total Debits: 0.00

Total Credits: 0.00

41600 - Pensions Paid

2022 Financial Year

Preparer Desiree Yutuc

Reviewer Steven Lee

Status Completed

Account Code	Description	CY Balance	LY Balance	Change
GUZPAM00001P	(Pensions Paid) Guzzo, Pamela May - Pension (Pension)	\$13,390.00	\$11,740.00	14.05%
GUZPAM00002P	(Pensions Paid) Guzzo, Pamela May - Pension (Reversionary Pension)	\$13,390.00	\$11,740.00	14.05%
TOTAL		CY Balance	LY Balance	
		\$26,780.00	\$23,480.00	

Supporting Documents

- Pension Summary Report [Report](#)
- Pension_Calc.pdf

Standard Checklist

- Attach copy of Pension Summary Report
- Ensure Member(s) have been advised of pension for coming year
- Ensure Minimum Pension has been paid for each account

Guzzo Super Fund

Pension Summary

As at 30 June 2022

Member Name : Guzzo, Pamela

Member Age : 71* (Date of Birth : Provided)

Member Code	Pension Type	Pension Start Date	Tax Free	Min / PF	Minimum	Maximum	Gross Pension Payments	PAYG	Net Pension Payment	Amount to reach Minimum
GUZPAM 00001P	Account Based Pension	28/03/2008	99.98%	2.50%	\$13,390.00*	N/A	\$13,390.00	\$0.00	\$13,390.00	\$0.00

*COVID-19 50% reduction has been applied to the minimum pension amount.

GUZPAM 00002P	Account Based Pension	22/07/2015	100.00 %	2.50%	\$13,390.00*	N/A	\$13,390.00	\$0.00	\$13,390.00	\$0.00
---------------	-----------------------	------------	----------	-------	--------------	-----	-------------	--------	-------------	--------

*COVID-19 50% reduction has been applied to the minimum pension amount.

					\$26,780.00	\$0.00	\$26,780.00	\$0.00	\$26,780.00	\$0.00
--	--	--	--	--	--------------------	---------------	--------------------	---------------	--------------------	---------------

Total :

					\$26,780.00	\$0.00	\$26,780.00	\$0.00	\$26,780.00	\$0.00
--	--	--	--	--	--------------------	---------------	--------------------	---------------	--------------------	---------------

*Age as at 01/07/2021 or pension start date for new pensions.



SuperHelp Australia Pty Ltd

ABN 60 061 126 663

P O Box 454

Burwood, NSW 1805

Phone: 1 300 736 453

Fax: (02) 8456 5904

Website: www.superhelp.com.au

Date: 17 November
2022

Dear Sir/Madam,

**Re: Pension Requirements for Pension Member(s) for
Guzzo Super Fund**

Please find attached your pension requirement(s) for the 2022-2023 financial year.

Please ensure that the pension for the 2022-2023 income year fits within these Minimum and Maximum levels. Please note that any pensions that would have been commenced during the 2022-2023 income year are not included in the calculations.

Sincerely Yours,

Superhelp Australia Pty Ltd

Guzzo Super Fund
Yearly Projected Pension Calculation Report

As at 01 July 2022

Member Name	Member Code	Pension Type	Pension Start/ Conversion Date	Age (as at 01/07/2022)	Opening Balance	Minimum Amount *	Maximum Amount	Tax Free %	Min Tax Free Payments	Min Taxable Payments
Guzzo, Pamela	GUZPAM00001P	Account Based Pension	28/03/2008	72	494,448.21	12,360.00	N/A	99.98	12,357.53	2.47
Guzzo, Pamela	GUZPAM00002P	Account Based Pension	22/07/2015	72	494,576.23	12,360.00	N/A	100.00	12,360.00	0.00
					989,024.44	24,720.00			24,717.53	2.47
					989,024.44	24,720.00			24,717.53	2.47

* COVID-19 50% reduction has been applied to the minimum pension amount

48500 - Income Tax Expense

2022 Financial Year

Preparer Desiree Yutuc

Reviewer Steven Lee

Status Completed

Account Code	Description	CY Balance	LY Balance	Change
48500	Income Tax Expense	(\$7,374.82)	(\$4,064.74)	81.43%
TOTAL		CY Balance	LY Balance	
		(\$7,374.82)	(\$4,064.74)	

Supporting Documents

No supporting documents

49000 - Profit/Loss Allocation Account

2022 Financial Year

Preparer Desiree Yutuc

Reviewer Steven Lee

Status Completed

Account Code	Description	CY Balance	LY Balance	Change
49000	Profit/Loss Allocation Account	(\$82,032.21)	\$131,633.11	(162.32)%
TOTAL		CY Balance	LY Balance	
		(\$82,032.21)	\$131,633.11	

Supporting Documents

No supporting documents

50000 - Members

2022 Financial Year

Preparer Desiree Yutuc

Reviewer Steven Lee

Status Completed

Account Code	Description	Opening Balance	Contribution Income	Earnings	Member Payments	Tax & Fees	Closing Balance	Change
GUZPAM00001P	Guzzo, Pamela May - Pension (Pension)	(\$535,458.79)		\$27,620.58	\$13,390.00		(\$494,448.21)	(7.66)%
GUZPAM00002P	Guzzo, Pamela May - Pension (Reversionary Pension)	(\$535,597.86)		\$27,631.63	\$13,390.00		(\$494,576.23)	(7.66)%
TOTAL		Opening Balance	Contribution Income	Earnings	Member Payments	Tax & Fees	Closing Balance	
		(\$1,071,056.65)		\$55,252.21	\$26,780.00		(\$989,024.44)	

Supporting Documents

- Members Summary [Report](#)
- Members Statements [Report](#)

Standard Checklist

- Attach copies of Members Statements

Guzzo Super Fund

Members Statement

Pamela May Guzzo
 5 Milford Place
 Bundoora, Victoria, 3083, Australia

Your Details

Date of Birth :	Provided	Nominated Beneficiaries:	N/A
Age:	72	Nomination Type:	N/A
Tax File Number:	Provided	Vested Benefits:	494,448.21
Date Joined Fund:	01/02/2008	Total Death Benefit:	494,448.21
Service Period Start Date:	01/02/2008	Current Salary:	0.00
Date Left Fund:		Previous Salary:	0.00
Member Code:	GUZPAM00001P	Disability Benefit:	0.00
Account Start Date:	28/03/2008		
Account Phase:	Retirement Phase		
Account Description:	Pension		

Your Balance

Total Benefits	494,448.21
<u>Preservation Components</u>	
Preserved	
Unrestricted Non Preserved	494,448.21
Restricted Non Preserved	
<u>Tax Components</u>	
Tax Free (99.98%)	494,364.39
Taxable	83.82

Your Detailed Account Summary

	This Year	Last Year
Opening balance at 01/07/2021	535,458.79	469,657.75
<u>Increases to Member account during the period</u>		
Employer Contributions		
Personal Contributions (Concessional)		
Personal Contributions (Non Concessional)		
Government Co-Contributions		
Other Contributions		
Proceeds of Insurance Policies		
Transfers In		
Net Earnings	(27,620.58)	77,541.04
Internal Transfer In		
<u>Decreases to Member account during the period</u>		
Pensions Paid	13,390.00	11,740.00
Contributions Tax		
Income Tax		
No TFN Excess Contributions Tax		
Excess Contributions Tax		
Refund Excess Contributions		
Division 293 Tax		
Insurance Policy Premiums Paid		
Management Fees		
Member Expenses		
Benefits Paid/Transfers Out		
Superannuation Surcharge Tax		
Internal Transfer Out		
Closing balance at 30/06/2022	494,448.21	535,458.79

Guzzo Super Fund
Members Statement

Trustee's Disclaimer

This statement has been prepared by the Trustee for the member whose name appears at the top of this statement. Every effort has been made by the Trustee to ensure the accuracy and completeness of this Statement. The Trustee does not accept any liability for any error, omission or misprint. All amounts shown in relation to benefits do not take into account any amounts which may be withheld to satisfy the requirements imposed by the Income Tax Assessment Act 1936.

Signed by all the trustees of the fund

Pamela May Guzzo
Director

Glenn Anthony Guzzo
Director

Guzzo Super Fund

Members Statement

Pamela May Guzzo
 5 Milford Place
 Bundoora, Victoria, 3083, Australia

Your Details

Date of Birth :	Provided	Nominated Beneficiaries:	N/A
Age:	72	Nomination Type:	N/A
Tax File Number:	Provided	Vested Benefits:	494,576.23
Date Joined Fund:	01/02/2008	Total Death Benefit:	494,576.23
Service Period Start Date:	01/02/2008	Current Salary:	0.00
Date Left Fund:		Previous Salary:	0.00
Member Code:	GUZPAM00002P	Disability Benefit:	0.00
Account Start Date:	22/07/2015		
Account Phase:	Retirement Phase		
Account Description:	Reversionary Pension		

Your Balance

Total Benefits	494,576.23
<u>Preservation Components</u>	
Preserved	
Unrestricted Non Preserved	494,576.23
Restricted Non Preserved	
<u>Tax Components</u>	
Tax Free (100.00%)	494,508.23
Taxable	68.00

Your Detailed Account Summary

	This Year	Last Year
Opening balance at 01/07/2021	535,597.86	469,765.79
<u>Increases to Member account during the period</u>		
Employer Contributions		
Personal Contributions (Concessional)		
Personal Contributions (Non Concessional)		
Government Co-Contributions		
Other Contributions		
Proceeds of Insurance Policies		
Transfers In		
Net Earnings	(27,631.63)	77,572.07
Internal Transfer In		
<u>Decreases to Member account during the period</u>		
Pensions Paid	13,390.00	11,740.00
Contributions Tax		
Income Tax		
No TFN Excess Contributions Tax		
Excess Contributions Tax		
Refund Excess Contributions		
Division 293 Tax		
Insurance Policy Premiums Paid		
Management Fees		
Member Expenses		
Benefits Paid/Transfers Out		
Superannuation Surcharge Tax		
Internal Transfer Out		
Closing balance at 30/06/2022	494,576.23	535,597.86

Guzzo Super Fund
Members Statement

Trustee's Disclaimer

This statement has been prepared by the Trustee for the member whose name appears at the top of this statement. Every effort has been made by the Trustee to ensure the accuracy and completeness of this Statement. The Trustee does not accept any liability for any error, omission or misprint. All amounts shown in relation to benefits do not take into account any amounts which may be withheld to satisfy the requirements imposed by the Income Tax Assessment Act 1936.

Signed by all the trustees of the fund

Pamela May Guzzo
Director

Glenn Anthony Guzzo
Director

Guzzo Super Fund

Members Statement

Pamela May Guzzo
 5 Milford Place
 Bundoora, Victoria, 3083, Australia

Your Details

Date of Birth :	Provided	Nominated Beneficiaries:	N/A
Age:	72	Nomination Type:	N/A
Tax File Number:	Provided	Vested Benefits:	
Date Joined Fund:	01/02/2008		
Service Period Start Date:			
Date Left Fund:			
Member Code:	GUZPAM00003A		
Account Start Date:	01/02/2008		
Account Phase:	Accumulation Phase		
Account Description:	Accumulation		

Your Balance

Total Benefits

Preservation Components

Preserved
 Unrestricted Non Preserved
 Restricted Non Preserved

Tax Components

Tax Free
 Taxable

Your Detailed Account Summary

	This Year	Last Year
Opening balance at 01/07/2021		
<u>Increases to Member account during the period</u>		
Employer Contributions		
Personal Contributions (Concessional)		
Personal Contributions (Non Concessional)		
Government Co-Contributions		
Other Contributions		
Proceeds of Insurance Policies		
Transfers In		
Net Earnings		
Internal Transfer In		
<u>Decreases to Member account during the period</u>		
Pensions Paid		
Contributions Tax		
Income Tax		
No TFN Excess Contributions Tax		
Excess Contributions Tax		
Refund Excess Contributions		
Division 293 Tax		
Insurance Policy Premiums Paid		
Management Fees		
Member Expenses		
Benefits Paid/Transfers Out		
Superannuation Surcharge Tax		
Internal Transfer Out		
Closing balance at 30/06/2022	0.00	0.00

Guzzo Super Fund
Members Statement

Trustee's Disclaimer

This statement has been prepared by the Trustee for the member whose name appears at the top of this statement. Every effort has been made by the Trustee to ensure the accuracy and completeness of this Statement. The Trustee does not accept any liability for any error, omission or misprint. All amounts shown in relation to benefits do not take into account any amounts which may be withheld to satisfy the requirements imposed by the Income Tax Assessment Act 1936.

Signed by all the trustees of the fund

Pamela May Guzzo
Director

Glenn Anthony Guzzo
Director

Guzzo Super Fund
Members Summary

As at 30 June 2022

Opening Balances	Increases				Decreases					Closing Balance	
	Contributions	Transfers In	Net Earnings	Insurance Proceeds	Pensions Paid	Contributions Tax	Taxes Paid	Benefits Paid/Transfers Out	Insurance Premiums		Member Expenses
Pamela May Guzzo (Age: 72)											
GUZPAM00001P - Pension - Tax Free: 99.98%											
535,458.79			(27,620.58)		13,390.00						494,448.21
GUZPAM00002P - Reversionary Pension - Tax Free: 100.00%											
535,597.86			(27,631.63)		13,390.00						494,576.23
GUZPAM00003A - Accumulation											
1,071,056.65			(55,252.21)		26,780.00						989,024.44
1,071,056.65			(55,252.21)		26,780.00						989,024.44

60400 - Bank Accounts

2022 Financial Year

Preparer Desiree Yutuc

Reviewer Steven Lee

Status Completed

Account Code	Description	CY Balance	LY Balance	Change
UBANK213094426	UBank USaver SMSF 21-309-4426	\$518,349.85	\$521,529.98	(0.61)%
UBANK374587918	UBank USaver SMSF 37-458-7918	\$4,990.68	\$2,549.33	95.76%
TOTAL		CY Balance	LY Balance	
		\$523,340.53	\$524,079.31	

Supporting Documents

- Bank Statement Report [Report](#)
- 2022_Ubank 213094426.pdf [UBANK213094426](#)
- 2022_Ubank 374587918.pdf [UBANK374587918](#)

Standard Checklist

- Attach Copies of Bank Statements
- Attach copy of Bank Statement Report
- Ensure all Balances match Statement Balances at June 30
- Ensure all Transactions have been entered

Guzzo Super Fund Bank Statement Report

For The Period 01 July 2021 to 30 June 2022

Chart Code: 60400 / UBANK213094426

Account Name: UBank USaver SMSF 21-309-4426

BSB and Account Number: 082991 213094426

Opening Balance	-	Total Debits	+	Total Credits	=	Closing Balance	Data Feed Used
\$ 521,529.98		\$ 26,780.00		\$ 23,599.87		\$ 518,349.85	

Date	Description	Debit \$	Credit \$	Ledger Balance \$	Statement Balance \$	Variance \$
01/07/2021	Opening Balance			521,529.98		
02/07/2021	Inward Credit Direct Entry Dividend NAB INTERIM DIV DV221/01141223 0531543		846.60	522,376.58		
09/07/2021	Inward Credit Direct Entry Dividend ORICA DIV 001261168096 0279053		39.68	522,416.26		
09/07/2021	Inward Credit Direct Entry Vanguard258677 370990 0530960		843.00	523,259.26		
12/07/2021	Inward Credit Direct Entry Vanguard258677 372576 0530960		845.91	524,105.17		
31/07/2021	Interest for 01/07/2021 - 31/07/2021		155.63	524,260.80		
31/08/2021	Interest for 01/08/2021 - 31/08/2021		155.84	524,416.64		
07/09/2021	Inward Credit Direct Entry Dividend OZL DIV 001263843164 0407555		245.44	524,662.08		
22/09/2021	Inward Credit Direct Entry Dividend SONIC HEALTHCARE FIN21/00851188 0140504		495.00	525,157.08		
23/09/2021	Inward Credit Direct Entry Dividend TLS FNL DIV 001264778751 0088147		480.00	525,637.08		
23/09/2021	Inward Credit Direct Entry Dividend INA DST 001263861571 0441780		770.00	526,407.08		
23/09/2021	Inward Credit Direct Entry Dividend RIO TINTO LTD INT21/00178376 0458106		2,348.59	528,755.67		
24/09/2021	Inward Credit Direct Entry Dividend QBE DIVIDEND FPA21/00851823 0458106		81.95	528,837.62		
30/09/2021	Inward Credit Direct Entry Dividend MEDIBANK DIV SEP21/00821350 0458106		242.95	529,080.57		
30/09/2021	Interest for 01/09/2021 - 30/09/2021		151.24	529,231.81		
11/10/2021	Inward Credit Direct Entry Vanguard258677 554418 0530960		524.48	529,756.29		
11/10/2021	Inward Credit Direct Entry Vanguard258677 557333 0530960		2,138.53	531,894.82		

Guzzo Super Fund**Bank Statement Report**

For The Period 01 July 2021 to 30 June 2022

Date	Description	Debit \$	Credit \$	Ledger Balance \$	Statement Balance \$	Variance \$
31/10/2021	Interest for 01/10/2021 - 31/10/2021		142.55	532,037.37		
30/11/2021	Interest for 01/11/2021 - 30/11/2021		131.19	532,168.56		
15/12/2021	Inward Credit Direct Entry Dividend NAB FINAL DIV DV222/00626782 0531543		945.37	533,113.93		
21/12/2021	Inward Credit Direct Entry Dividend WBC DIVIDEND 001269175650 0250556		1,072.20	534,186.13		
22/12/2021	Inward Credit Direct Entry Dividend ORICA DIV 001269975924 0279053		87.29	534,273.42		
31/12/2021	Interest for 01/12/2021 - 31/12/2021		135.83	534,409.25		
11/01/2022	Inward Credit Direct Entry Vanguard258677 735496 0530960		283.99	534,693.24		
11/01/2022	Inward Credit Direct Entry Vanguard258677 731970 0530960		1,051.69	535,744.93		
31/01/2022	Interest for 01/01/2022 - 31/01/2022		136.40	535,881.33		
28/02/2022	Interest for 01/02/2022 - 28/02/2022		123.33	536,004.66		
11/03/2022	Inward Credit Direct Entry Dividend VUK DIVIDEND MAR22/00909601 0458106		6.70	536,011.36		
11/03/2022	Inward Credit Direct Entry Dividend OZL DIV 001272766659 0407555		276.12	536,287.48		
23/03/2022	Inward Credit Direct Entry Dividend SONIC HEALTHCARE INT22/00851470 0140504		360.00	536,647.48		
24/03/2022	Inward Credit Direct Entry Dividend INA DST 001272884243 0441780		728.00	537,375.48		
24/03/2022	Inward Credit Direct Entry Dividend MEDIBANK DIV MAR22/00821159 0458106		214.78	537,590.26		
31/03/2022	Interest for 01/03/2022 - 31/03/2022		136.71	537,726.97		
01/04/2022	Inward Credit Direct Entry Dividend TLS ITM DIV 001274650924 0088147		480.00	538,206.97		
08/04/2022	Inward Credit Direct Entry Vanguard258677 917003 0530960		91.90	538,298.87		
08/04/2022	Inward Credit Direct Entry Vanguard258677 916134 0530960		3,122.47	541,421.34		
12/04/2022	Inward Credit Direct Entry Dividend QBE DIVIDEND 21FPA/00849188 0458106		141.55	541,562.89		
21/04/2022	Inward Credit Direct Entry Dividend RIO TINTO LTD FIN21/00179461 0458106		2,048.17	543,611.06		

Guzzo Super Fund
Bank Statement Report

For The Period 01 July 2021 to 30 June 2022

Date	Description	Debit \$	Credit \$	Ledger Balance \$	Statement Balance \$	Variance \$
30/04/2022	Interest for 01/04/2022 - 30/04/2022		133.51	543,744.57		
26/05/2022	Funds Transfer to Wpac Mum Pension 1of2	20,000.00		523,744.57		
30/05/2022	Regular Transfer to 546765 Pension2of2	6,780.00		516,964.57		
31/05/2022	Interest for 01/05/2022 - 31/05/2022		45.82	517,010.39		
21/06/2022	Inward Credit Direct Entry Dividend VUK DIVIDEND JUN22/00906649 0458106		15.56	517,025.95		
24/06/2022	Inward Credit Direct Entry Dividend WBC DIVIDEND 001277828153 0250556		1,090.07	518,116.02		
30/06/2022	Interest for 01/06/2022 - 30/06/2022		233.83	518,349.85		
30/06/2022	CLOSING BALANCE			518,349.85		
		<u>26,780.00</u>	<u>23,599.87</u>			

Guzzo Super Fund Bank Statement Report

For The Period 01 July 2021 to 30 June 2022

Chart Code: 60400 / UBANK374587918

Account Name: UBank USaver SMSF 37-458-7918

BSB and Account Number: 082991 374587918

Opening Balance	-	Total Debits	+	Total Credits	=	Closing Balance	Data Feed Used
\$ 2,549.33		\$ 1,375.00		\$ 3,816.35		\$ 4,990.68	

Date	Description	Debit \$	Credit \$	Ledger Balance \$	Statement Balance \$	Variance \$
01/07/2021	Opening Balance			2,549.33		
31/07/2021	Interest for 01/07/2021 - 31/07/2021		0.76	2,550.09		
30/08/2021	Regular Transfer to 460443945 SuperHelpTaxPrep	550.00		2,000.09		
31/08/2021	Interest for 01/08/2021 - 31/08/2021		0.32	2,000.41		
30/09/2021	Interest for 01/09/2021 - 30/09/2021		0.58	2,000.99		
31/10/2021	Interest for 01/10/2021 - 31/10/2021		0.54	2,001.53		
30/11/2021	Interest for 01/11/2021 - 30/11/2021		0.49	2,002.02		
31/12/2021	Interest for 01/12/2021 - 31/12/2021		0.51	2,002.53		
05/01/2022	Funds Transfer to Glenn Guzzo GSF-INV-0305	825.00		1,177.53		
21/01/2022	Inward Credit Value Date 20/01/2022. Direct Entry ATO AT0004000015716167 0012721		3,805.74	4,983.27		
31/01/2022	Interest for 01/01/2022 - 31/01/2022		0.23	4,983.50		
28/02/2022	Interest for 01/02/2022 - 28/02/2022		1.15	4,984.65		
31/03/2022	Interest for 01/03/2022 - 31/03/2022		1.27	4,985.92		
30/04/2022	Interest for 01/04/2022 - 30/04/2022		1.23	4,987.15		
31/05/2022	Interest for 01/05/2022 - 31/05/2022		1.27	4,988.42		
30/06/2022	Interest for 01/06/2022 - 30/06/2022		2.26	4,990.68		
30/06/2022	CLOSING BALANCE			4,990.68		

Guzzo Super Fund

Bank Statement Report

For The Period 01 July 2021 to 30 June 2022

Date	Description	Debit \$	Credit \$	Ledger Balance \$	Statement Balance \$	Variance \$
		<u>1,375.00</u>	<u>3,816.35</u>			



U BANK

PO Box 1466
North Sydney, NSW 2059

ubank.com.au
13 30 80



0001073772
Guzzo Super Fund
5 MILFORD PL
BUNDOORA VIC 3083

Here's how your USaver SMSF is working for you.

Your account	Statement period	Your account activity summary	
Guzzo Super Fund	Starts 01 July 2021	Opening balance	\$521,529.98 Cr
BSB number 082-991	Ends 31 December 2021	Total credits	\$12,879.27
Account number 21-309-4426		Total debits	\$0.00
		Closing Balance	\$534,409.25Cr
		Interest Credited TFY*	\$872.28
		Withholding tax TFY	\$0.00

Account activity

Date	Account activity details	Money out (Dr)	Money in (Cr)	Balance
01/07/2021	PLEASE NOTE INTEREST RATE EFFECTIVE FROM 01-Jul-2021 IS : 0.15 % P.A			\$521,529.98 Cr
02/07/2021	Inward Credit Direct Entry Dividend NAB INTERIM DIV DV221/01141223 0531543		\$846.60	\$522,376.58 Cr
09/07/2021	Inward Credit Direct Entry Dividend ORICA DIV 001261168096 0279053		\$39.68	\$522,416.26 Cr
09/07/2021	Inward Credit Direct Entry Vanguard258677 370990 0530960		\$843.00	\$523,259.26 Cr
12/07/2021	Inward Credit Direct Entry Vanguard258677 372576 0530960		\$845.91	\$524,105.17 Cr
31/07/2021	PLEASE NOTE INTEREST RATE MARGIN EFFECTIVE FROM 01-Jul-2021 TO 31-Jul-2021 IS : 0.2 %			\$524,105.17 Cr
31/07/2021	Interest for 01/07/2021 - 31/07/2021		\$155.63	\$524,260.80 Cr
01/08/2021	PLEASE NOTE INTEREST RATE EFFECTIVE FROM 01-Aug-2021 IS : 0.15 % P.A			\$524,260.80 Cr
31/08/2021	PLEASE NOTE INTEREST RATE MARGIN EFFECTIVE FROM 01-Aug-2021 TO 31-Aug-2021 IS : 0.2 %			\$524,260.80 Cr

Are your contact details up to date?

It's important to let us know if any of your contact details have changed, like your postal address. Check or make changes to your info in the UBank app or via Internet Banking at ubank.com.au

Don't want to receive paper statements? Change your settings so that you only receive your statements online. Simply login at ubank.com.au and go to 'Account Statements', select 'Statement Settings' and update to 'Online Only'.

Please check your statement carefully. If there are any errors or omissions please contact us immediately on 13 30 80. Please note we may adjust debits and credits to accurately reflect your account bonus. UBank is a division of National Australia Bank Limited ABN 12 004 044 937 AFSL 230686 which is the issuer of the products and services. *Interest credited does not include any withholding tax amount applicable to you.



001U7103 / E-73772 / S-87044 /

Account activity

Date	Account activity details	Money out (Dr)	Money in (Cr)	Balance
31/08/2021	Interest for 01/08/2021 - 31/08/2021		\$155.84	\$524,416.64 Cr
01/09/2021	PLEASE NOTE INTEREST RATE EFFECTIVE FROM 01-Sep-2021 IS : 0.15 % P.A			\$524,416.64 Cr
07/09/2021	Inward Credit Direct Entry Dividend OZL DIV 001263843164 0407555		\$245.44	\$524,662.08 Cr
22/09/2021	Inward Credit Direct Entry Dividend SONIC HEALTHCARE FIN21/00851188 0140504		\$495.00	\$525,157.08 Cr
23/09/2021	Inward Credit Direct Entry Dividend TLS FNL DIV 001264778751 0088147		\$480.00	\$525,637.08 Cr
23/09/2021	Inward Credit Direct Entry Dividend INA DST 001263861571 0441780		\$770.00	\$526,407.08 Cr
23/09/2021	Inward Credit Direct Entry Dividend RIO TINTO LTD INT21/00178376 0458106		\$2,348.59	\$528,755.67 Cr
24/09/2021	Inward Credit Direct Entry Dividend QBE DIVIDEND FPA21/00851823 0458106		\$81.95	\$528,837.62 Cr
30/09/2021	PLEASE NOTE INTEREST RATE MARGIN EFFECTIVE FROM 01-Sep-2021 TO 30-Sep-2021 IS : 0.2 %			\$528,837.62 Cr
30/09/2021	Inward Credit Direct Entry Dividend MEDIBANK DIV SEP21/00821350 0458106		\$242.95	\$529,080.57 Cr
30/09/2021	Interest for 01/09/2021 - 30/09/2021		\$151.24	\$529,231.81 Cr
01/10/2021	PLEASE NOTE INTEREST RATE EFFECTIVE FROM 01-Oct-2021 IS : 0.15 % P.A			\$529,231.81 Cr
11/10/2021	Inward Credit Direct Entry Vanguard258677 554418 0530960		\$524.48	\$529,756.29 Cr
11/10/2021	Inward Credit Direct Entry Vanguard258677 557333 0530960		\$2,138.53	\$531,894.82 Cr
11/10/2021	PLEASE NOTE INTEREST RATE EFFECTIVE FROM 11-Oct-2021 IS : 0.1 % P.A			\$531,894.82 Cr
31/10/2021	PLEASE NOTE INTEREST RATE MARGIN EFFECTIVE FROM 01-Oct-2021 TO 31-Oct-2021 IS : 0.2 %			\$531,894.82 Cr
31/10/2021	Interest for 01/10/2021 - 31/10/2021		\$142.55	\$532,037.37 Cr
01/11/2021	PLEASE NOTE INTEREST RATE EFFECTIVE FROM 01-Nov-2021 IS : 0.1 % P.A			\$532,037.37 Cr
30/11/2021	PLEASE NOTE INTEREST RATE MARGIN EFFECTIVE FROM 01-Nov-2021 TO 30-Nov-2021 IS : 0.2 %			\$532,037.37 Cr
30/11/2021	Interest for 01/11/2021 - 30/11/2021		\$131.19	\$532,168.56 Cr
01/12/2021	PLEASE NOTE INTEREST RATE EFFECTIVE FROM 01-Dec-2021 IS : 0.1 % P.A			\$532,168.56 Cr
15/12/2021	Inward Credit Direct Entry Dividend NAB FINAL DIV DV222/00626782 0531543		\$945.37	\$533,113.93 Cr
21/12/2021	Inward Credit Direct Entry Dividend WBC DIVIDEND 001269175650 0250556		\$1,072.20	\$534,186.13 Cr
22/12/2021	Inward Credit Direct Entry Dividend ORICA DIV 001269975924 0279053		\$87.29	\$534,273.42 Cr
31/12/2021	PLEASE NOTE INTEREST RATE MARGIN EFFECTIVE FROM 01-Dec-2021 TO 31-Dec-2021 IS : 0.2 %			\$534,273.42 Cr
31/12/2021	Interest for 01/12/2021 - 31/12/2021		\$135.83	\$534,409.25 Cr
Totals		\$0.00	\$12,879.27	\$534,409.25 Cr

001U7103 / E-73772 / S-87044 /



U BANK

PO Box 1466
North Sydney, NSW 2059

ubank.com.au
13 30 80



0001063062
Guzzo Super Fund
5 MILFORD PL
BUNDOORA VIC 3083

Here's how your USaver SMSF is working for you.

Your account	Statement period	Your account activity summary	
Guzzo Super Fund	Starts 01 January 2022	Opening balance	\$534,409.25 Cr
BSB number 082-991	Ends 30 June 2022	Total credits	\$10,720.60
Account number 21-309-4426		Total debits	\$26,780.00
		Closing Balance	\$518,349.85Cr
		Interest Credited TFY*	\$1,681.88
		Withholding tax TFY	\$0.00

Account activity

Date	Account activity details	Money out (Dr)	Money in (Cr)	Balance
01/01/2022	PLEASE NOTE INTEREST RATE EFFECTIVE FROM 01-Jan-2022 IS : 0.1 % P.A			\$534,409.25 Cr
11/01/2022	Inward Credit Direct Entry Vanguard258677 735496 0530960		\$283.99	\$534,693.24 Cr
11/01/2022	Inward Credit Direct Entry Vanguard258677 731970 0530960		\$1,051.69	\$535,744.93 Cr
31/01/2022	PLEASE NOTE INTEREST RATE MARGIN EFFECTIVE FROM 01-Jan-2022 TO 31-Jan-2022 IS : 0.2 %			\$535,744.93 Cr
31/01/2022	Interest for 01/01/2022 - 31/01/2022		\$136.40	\$535,881.33 Cr
01/02/2022	PLEASE NOTE INTEREST RATE EFFECTIVE FROM 01-Feb-2022 IS : 0.1 % P.A			\$535,881.33 Cr
28/02/2022	PLEASE NOTE INTEREST RATE MARGIN EFFECTIVE FROM 01-Feb-2022 TO 28-Feb-2022 IS : 0.2 %			\$535,881.33 Cr
28/02/2022	Interest for 01/02/2022 - 28/02/2022		\$123.33	\$536,004.66 Cr
01/03/2022	PLEASE NOTE INTEREST RATE EFFECTIVE FROM 01-Mar-2022 IS : 0.1 % P.A			\$536,004.66 Cr

Are your contact details up to date?

It's important to let us know if any of your contact details have changed, like your postal address. Check or make changes to your info in the UBank app or via Internet Banking at ubank.com.au

Don't want to receive paper statements? Change your settings so that you only receive your statements online. Simply login at ubank.com.au and go to 'Account Statements', select 'Statement Settings' and update to 'Online Only'.

Please check your statement carefully. If there are any errors or omissions please contact us immediately on 13 30 80. Please note we may adjust debits and credits to accurately reflect your account bonus. UBank is a division of National Australia Bank Limited ABN 12 004 044 937 AFSL 230686 which is the issuer of the products and services. *Interest credited does not include any withholding tax amount applicable to you.



182U7103 / E-63062 / S-74546 /

Account activity

Date	Account activity details	Money out (Dr)	Money in (Cr)	Balance
11/03/2022	Inward Credit Direct Entry Dividend VUK DIVIDEND MAR22/00909601 0458106		\$6.70	\$536,011.36 Cr
11/03/2022	Inward Credit Direct Entry Dividend OZL DIV 001272766659 0407555		\$276.12	\$536,287.48 Cr
23/03/2022	Inward Credit Direct Entry Dividend SONIC HEALTHCARE INT22/00851470 0140504		\$360.00	\$536,647.48 Cr
24/03/2022	Inward Credit Direct Entry Dividend INA DST 001272884243 0441780		\$728.00	\$537,375.48 Cr
24/03/2022	Inward Credit Direct Entry Dividend MEDIBANK DIV MAR22/00821159 0458106		\$214.78	\$537,590.26 Cr
31/03/2022	PLEASE NOTE INTEREST RATE MARGIN EFFECTIVE FROM 01-Mar-2022 TO 31-Mar-2022 IS : 0.2 %			\$537,590.26 Cr
31/03/2022	Interest for 01/03/2022 - 31/03/2022		\$136.71	\$537,726.97 Cr
01/04/2022	Inward Credit Direct Entry Dividend TLS ITM DIV 001274650924 0088147		\$480.00	\$538,206.97 Cr
01/04/2022	PLEASE NOTE INTEREST RATE EFFECTIVE FROM 01-Apr-2022 IS : 0.1 % P.A			\$538,206.97 Cr
08/04/2022	Inward Credit Direct Entry Vanguard258677 917003 0530960		\$91.90	\$538,298.87 Cr
08/04/2022	Inward Credit Direct Entry Vanguard258677 916134 0530960		\$3,122.47	\$541,421.34 Cr
12/04/2022	Inward Credit Direct Entry Dividend QBE DIVIDEND 21FPA/00849188 0458106		\$141.55	\$541,562.89 Cr
21/04/2022	Inward Credit Direct Entry Dividend RIO TINTO LTD FIN21/00179461 0458106		\$2,048.17	\$543,611.06 Cr
30/04/2022	PLEASE NOTE INTEREST RATE MARGIN EFFECTIVE FROM 01-Apr-2022 TO 30-Apr-2022 IS : 0.2 %			\$543,611.06 Cr
30/04/2022	Interest for 01/04/2022 - 30/04/2022		\$133.51	\$543,744.57 Cr
01/05/2022	PLEASE NOTE INTEREST RATE EFFECTIVE FROM 01-May-2022 IS : 0.1 % P.A			\$543,744.57 Cr
26/05/2022	Funds Transfer to Wpac Mum Pension1of2	\$20,000.00		\$523,744.57 Cr
30/05/2022	Regular Transfer to 546765 Pension2of2	\$6,780.00		\$516,964.57 Cr
31/05/2022	Interest for 01/05/2022 - 31/05/2022		\$45.82	\$517,010.39 Cr
21/06/2022	Inward Credit Direct Entry Dividend VUK DIVIDEND JUN22/00906649 0458106		\$15.56	\$517,025.95 Cr
24/06/2022	Inward Credit Direct Entry Dividend WBC DIVIDEND 001277828153 0250556		\$1,090.07	\$518,116.02 Cr
30/06/2022	PLEASE NOTE INTEREST RATE MARGIN EFFECTIVE FROM 01-Jun-2022 TO 30-Jun-2022 IS : 0.45 %			\$518,116.02 Cr
30/06/2022	Interest for 01/06/2022 - 30/06/2022		\$233.83	\$518,349.85 Cr
Totals		\$26,780.00	\$10,720.60	\$518,349.85 Cr

182U7103 / E-63062 / S-74546 /



U BANK

PO Box 1466
North Sydney, NSW 2059

ubank.com.au
13 30 80



0001073773

Guzzo Super Fund
5 MILFORD PL
BUNDOORA VIC 3083

Here's how your USaver SMSF is working for you.

Your account	Statement period	Your account activity summary	
Guzzo Super Fund	Starts 01 July 2021	Opening balance	\$2,549.33 Cr
BSB number 082-991	Ends 31 December 2021	Total credits	\$3.20
Account number 37-458-7918		Total debits	\$550.00
		Closing Balance	\$2,002.53Cr
		Interest Credited TFY*	\$3.20
		Withholding tax TFY	\$0.00

Account activity

Date	Account activity details	Money out (Dr)	Money in (Cr)	Balance
31/07/2021	PLEASE NOTE INTEREST RATE MARGIN EFFECTIVE FROM 01-Jul-2021 TO 31-Jul-2021 IS : 0.2 %			\$2,549.33 Cr
31/07/2021	Interest for 01/07/2021 - 31/07/2021		\$0.76	\$2,550.09 Cr
01/08/2021	PLEASE NOTE INTEREST RATE EFFECTIVE FROM 01-Aug-2021 IS : 0.15 % P.A			\$2,550.09 Cr
30/08/2021	Regular Transfer to 460443945 SuperHelpTaxPrep	\$550.00		\$2,000.09 Cr
31/08/2021	Interest for 01/08/2021 - 31/08/2021		\$0.32	\$2,000.41 Cr
30/09/2021	PLEASE NOTE INTEREST RATE MARGIN EFFECTIVE FROM 01-Sep-2021 TO 30-Sep-2021 IS : 0.2 %			\$2,000.41 Cr
30/09/2021	Interest for 01/09/2021 - 30/09/2021		\$0.58	\$2,000.99 Cr
01/10/2021	PLEASE NOTE INTEREST RATE EFFECTIVE FROM 01-Oct-2021 IS : 0.15 % P.A			\$2,000.99 Cr
11/10/2021	PLEASE NOTE INTEREST RATE EFFECTIVE FROM 11-Oct-2021 IS : 0.1 % P.A			\$2,000.99 Cr

Are your contact details up to date?

It's important to let us know if any of your contact details have changed, like your postal address.

Check or make changes to your info in the UBank app or via Internet Banking at ubank.com.au

Don't want to receive paper statements? Change your settings so that you only receive your statements online. Simply login at ubank.com.au and go to 'Account Statements', select 'Statement Settings' and update to 'Online Only'.

Please check your statement carefully. If there are any errors or omissions please contact us immediately on 13 30 80. Please note we may adjust debits and credits to accurately reflect your account bonus. UBank is a division of National Australia Bank Limited ABN 12 004 044 937 AFSL 230686 which is the issuer of the products and services. *Interest credited does not include any withholding tax amount applicable to you.



001U7103 / E-73773 / S-87045 /

Account activity

Date	Account activity details	Money out (Dr)	Money in (Cr)	Balance
31/10/2021	PLEASE NOTE INTEREST RATE MARGIN EFFECTIVE FROM 01-Oct-2021 TO 31-Oct-2021 IS : 0.2 %			\$2,000.99 Cr
31/10/2021	Interest for 01/10/2021 - 31/10/2021		\$0.54	\$2,001.53 Cr
01/11/2021	PLEASE NOTE INTEREST RATE EFFECTIVE FROM 01-Nov-2021 IS : 0.1 % P.A			\$2,001.53 Cr
30/11/2021	PLEASE NOTE INTEREST RATE MARGIN EFFECTIVE FROM 01-Nov-2021 TO 30-Nov-2021 IS : 0.2 %			\$2,001.53 Cr
30/11/2021	Interest for 01/11/2021 - 30/11/2021		\$0.49	\$2,002.02 Cr
01/12/2021	PLEASE NOTE INTEREST RATE EFFECTIVE FROM 01-Dec-2021 IS : 0.1 % P.A			\$2,002.02 Cr
31/12/2021	PLEASE NOTE INTEREST RATE MARGIN EFFECTIVE FROM 01-Dec-2021 TO 31-Dec-2021 IS : 0.2 %			\$2,002.02 Cr
31/12/2021	Interest for 01/12/2021 - 31/12/2021		\$0.51	\$2,002.53 Cr
Totals		\$550.00	\$3.20	\$2,002.53 Cr

001U7103 / E-73773 / S-87045 /



U BANK

PO Box 1466
North Sydney, NSW 2059

ubank.com.au
13 30 80



0001063063

Guzzo Super Fund
5 MILFORD PL
BUNDOORA VIC 3083

Here's how your USaver SMSF is working for you.

Your account	Statement period	Your account activity summary	
Guzzo Super Fund	Starts 01 January 2022	Opening balance	\$2,002.53 Cr
BSB number 082-991	Ends 30 June 2022	Total credits	\$3,813.15
Account number 37-458-7918		Total debits	\$825.00
		Closing Balance	\$4,990.68Cr
		Interest Credited TFY*	\$10.61
		Withholding tax TFY	\$0.00

Account activity

Date	Account activity details	Money out (Dr)	Money in (Cr)	Balance
01/01/2022	PLEASE NOTE INTEREST RATE EFFECTIVE FROM 01-Jan-2022 IS : 0.1 % P.A			\$2,002.53 Cr
05/01/2022	Funds Transfer to Glenn Guzzo GSF-INV-0305	\$825.00		\$1,177.53 Cr
21/01/2022	Inward Credit Value Date 20/01/2022. Direct Entry ATO ATO004000015716167 0012721		\$3,805.74	\$4,983.27 Cr
31/01/2022	Interest for 01/01/2022 - 31/01/2022		\$0.23	\$4,983.50 Cr
28/02/2022	PLEASE NOTE INTEREST RATE MARGIN EFFECTIVE FROM 01-Feb-2022 TO 28-Feb-2022 IS : 0.2 %			\$4,983.50 Cr
28/02/2022	Interest for 01/02/2022 - 28/02/2022		\$1.15	\$4,984.65 Cr
01/03/2022	PLEASE NOTE INTEREST RATE EFFECTIVE FROM 01-Mar-2022 IS : 0.1 % P.A			\$4,984.65 Cr
31/03/2022	PLEASE NOTE INTEREST RATE MARGIN EFFECTIVE FROM 01-Mar-2022 TO 31-Mar-2022 IS : 0.2 %			\$4,984.65 Cr
31/03/2022	Interest for 01/03/2022 - 31/03/2022		\$1.27	\$4,985.92 Cr


Are your contact details up to date?

It's important to let us know if any of your contact details have changed, like your postal address.

Check or make changes to your info in the UBank app or via Internet Banking at ubank.com.au

Don't want to receive paper statements? Change your settings so that you only receive your statements online. Simply login at ubank.com.au and go to 'Account Statements', select 'Statement Settings' and update to 'Online Only'.

Please check your statement carefully. If there are any errors or omissions please contact us immediately on 13 30 80. Please note we may adjust debits and credits to accurately reflect your account bonus. UBank is a division of National Australia Bank Limited ABN 12 004 044 937 AFSL 230686 which is the issuer of the products and services. *Interest credited does not include any withholding tax amount applicable to you.



182U7103 / E-63063 / S-74547 /

Account activity

Date	Account activity details	Money out (Dr)	Money in (Cr)	Balance
01/04/2022	PLEASE NOTE INTEREST RATE EFFECTIVE FROM 01-Apr-2022 IS : 0.1 % P,A			\$4,985.92 Cr
30/04/2022	PLEASE NOTE INTEREST RATE MARGIN EFFECTIVE FROM 01-Apr-2022 TO 30-Apr-2022 IS : 0.2 %			\$4,985.92 Cr
30/04/2022	Interest for 01/04/2022 - 30/04/2022		\$1.23	\$4,987.15 Cr
01/05/2022	PLEASE NOTE INTEREST RATE EFFECTIVE FROM 01-May-2022 IS : 0.1 % P,A			\$4,987.15 Cr
31/05/2022	PLEASE NOTE INTEREST RATE MARGIN EFFECTIVE FROM 01-May-2022 TO 31-May-2022 IS : 0.2 %			\$4,987.15 Cr
31/05/2022	Interest for 01/05/2022 - 31/05/2022		\$1.27	\$4,988.42 Cr
01/06/2022	PLEASE NOTE INTEREST RATE EFFECTIVE FROM 01-Jun-2022 IS : 0.1 % P,A			\$4,988.42 Cr
30/06/2022	PLEASE NOTE INTEREST RATE MARGIN EFFECTIVE FROM 01-Jun-2022 TO 30-Jun-2022 IS : 0.45 %			\$4,988.42 Cr
30/06/2022	Interest for 01/06/2022 - 30/06/2022		\$2.26	\$4,990.68 Cr
Totals		\$825.00	\$3,813.15	\$4,990.68Cr

182U7103 / E-63063 / S-74547 /

61800 - Distributions Receivable

2022 Financial Year

Preparer Desiree Yutuc

Reviewer Steven Lee

Status Completed

Account Code	Description	CY Balance	LY Balance	Change
INA.AX	Ingenia Communities Group	\$812.00	\$770.00	5.45%
VAN0002AU	Vanguard Australian Shares Index Fund	\$4,068.37	\$842.97	382.62%
VAN0005AU1	Vanguard Emrg Mkts Sh Index Fd	\$309.16	\$845.89	(63.45)%
TOTAL		CY Balance	LY Balance	
		\$5,189.53	\$2,458.86	

Supporting Documents

- General Ledger [Report](#)
- 2022_Vanguard_June2022 statement.pdf
- INA_Distribution_Advice_2022_09_21.pdf [INA.AX](#)

Standard Checklist

- Review aging of amounts receivable and comment on any delay in payment

Guzzo Super Fund General Ledger

As at 30 June 2022

Transaction Date	Description	Units	Debit	Credit	Balance \$
Distributions Receivable (61800)					
<u>Ingenia Communities Group (INA.AX)</u>					
01/07/2021	Opening Balance				770.00 DR
23/09/2021	Inward Credit Direct Entry Dividend INA DST 001263861571 0441780 [System Matched Income Data]			770.00	0.00 DR
30/06/2022	INA.AX Year End Accrual		812.00		812.00 DR
			812.00	770.00	812.00 DR
<u>Vanguard Australian Shares Index Fund (VAN0002AU)</u>					
01/07/2021	Opening Balance				842.97 DR
09/07/2021	Inward Credit Direct Entry Vanguard258677 370990 0530960			842.97	0.00 DR
30/06/2022	VAN0002AU Year End Accrual		4,068.37		4,068.37 DR
			4,068.37	842.97	4,068.37 DR
<u>Vanguard Emrg Mkts Sh Index Fd (VAN0005AU1)</u>					
01/07/2021	Opening Balance				845.89 DR
12/07/2021	Inward Credit Direct Entry Vanguard258677 372576 0530960			845.89	0.00 DR
30/06/2022	VAN0005AU1 Year End Accrual		309.16		309.16 DR
			309.16	845.89	309.16 DR

Total Debits: 5,189.53

Total Credits: 2,458.86



S1-004-2410

GUZZO SUPER FUND PTY LTD ATF GUZZO SUPER FUND
 4 EASTCOTE ROAD
 NORTH EPPING NSW 2121

Vanguard Distribution Statement

Period ending 30 June 2022

Investor name: GUZZO SUPER FUND PTY LTD ATF GUZZO SUPER FUND
 Account number: 258677
 Tax file number status: Supplied

Distribution summary

Investment product	Distribution method	Net distribution amount
Vanguard Emerging Markets Shares Index Fund	Direct Credit	\$309.16
Vanguard Australian Shares Index Fund	Direct Credit	\$4,068.37
Total		\$4,377.53

Contact us



Log in to Vanguard Online
vanguard.com.au



Call us on 1300 655 101
 Monday to Friday, 8:00am to 6:00pm (AET)



Account number: 258677

Distribution details

Investment product	Dollars per unit	Units held	Tax deducted*	Net distribution amount	Reinvestment unit price	Units reinvested	New unit balance
Vanguard Emerging Markets Shares Index Fund	0.0113	27,379.20	0.0000	\$309.16	\$0.0000	0.00	27,379.20
Vanguard Australian Shares Index Fund	0.0744	54,690.04	0.0000	\$4,068.37	\$0.0000	0.00	54,690.04
Total				\$4,377.53			

Information about your Distribution

Tax

* Vanguard is obliged to deduct withholding tax from non-residents at the rate applicable to their country of residence and from residents who have not provided a Tax File Number (TFN) or Exemption.

A tax statement, providing you with details of your income for tax purposes, will be issued following the end of financial year.

Distribution method

The distribution for the Vanguard Investor Index Funds has been paid in accordance with your instructions:

- Direct Credit - Payments have been credited to your nominated financial institution account.



Vanguard®

Account number: 258677

Vanguard has a dispute resolution process for resolving complaints. If you have a complaint, please contact us on 1300 655 101, or send us a secure message via Vanguard Online. We will respond as soon as possible (and always within 30 days for standard complaints). Complex complaints may have a different maximum timeframe for responding. We will notify you if a different maximum timeframe will apply to your complaint.

If an issue has not been resolved to your satisfaction, you can lodge a complaint with the Australian Financial Complaints Authority.

Website: www.afca.org.au
Email: info@afca.org.au
Telephone: 1800 931 678 (free call)
In writing to: Australian Financial Complaints Authority, GPO Box 3, Melbourne VIC 3001.

Vanguard Investments Australia Ltd (ABN 72 072 881 086 / AFS Licence 227263).



INGENIA COMMUNITIES GROUP
INGENIA COMMUNITIES HOLDINGS LIMITED (ACN 154 444 925)
INGENIA COMMUNITIES MANAGEMENT TRUST (ARSN 122 928 410)
INGENIA COMMUNITIES FUND (ARSN 107 459 576)
RESPONSIBLE ENTITY:
INGENIA COMMUNITIES RE LIMITED (ACN 154 464 990)

All registry communications to:
Link Market Services Limited
Locked Bag A14
Sydney South NSW 1235 Australia
Telephone: +61 1300 554 474
ASX Code: INA
Email: registrars@linkmarketservices.com.au
Website: www.linkmarketservices.com.au



004 000110
GUZZO SUPER FUND PTY LTD
<GUZZO SUPER FUND A/C>
4 EASTCOTE RD
NORTH EPPING NSW 2121

Key Details

Payment date: 21 September 2022
Record date: 30 August 2022
SRN/HIN: X*****2912
TFN/ABN RECEIVED AND RECORDED

Distribution statement for the period ended 30 June 2022

The final details of the distribution components (including any non-assessable amounts) are advised in the Attribution Managed Investment Trust Member Annual (AMMA) Statement for the year ended 30 June 2022.

Class description	Rate per security	Participating securities	Gross amount	Withholding tax	Net amount
Stapled Securities	A\$0.058	14,000	\$812.00	\$0.00	\$812.00
				Total net amount:	\$812.00

PAYMENT INSTRUCTIONS

NATIONAL AUSTRALIA BANK

BSB: 082-991

ACC: *****4426 ACCOUNT NAME: <GUZZO SUPER FUND A/C>

PAYMENT REFERENCE NUMBER: 001282490831

The payment has been made to the above account. If this account is not valid please turn over for instructions to update your details. Once your details have been updated, payment will be made within four weeks.



Everyone benefits from electronic securityholder communications. As an investor you will benefit from secure, convenient and prompt delivery of information by electing to receive your communications electronically which helps reduce the impact on the environment and costs associated with printing and sending materials by mail. Please see instructions on back page to change your communication election to receive all future communications electronically.

Retain this statement to assist in preparing your tax return.

Update your details online



What you need to do:

We need the following details to administer your security holding. To update your information in a fast, secure and environmentally friendly way visit www.linkmarketservices.com.au

1	Bank account details Payments will only be paid directly into your nominated bank account (if valid). Select Payments & Tax , click on Payment Instructions . If you wish to receive your payments in a foreign currency, simply select Foreign Currency Payment under the Payment Instructions menu subject to certain terms and conditions. You may wish to participate in the Reinvestment Plan (DRP), simply select Reinvestment Plans under the Payments & Tax menu (if DRP is applicable).
2	Email address Communication by email means you can be promptly notified of key company announcements, when payments are made and statements are available, and when voting can be accessed online for securityholder meetings. Select Communications , click on Preferences and select All communications electronically .
3	TFN, TFN exemption or ABN To update your Tax File Number (TFN), TFN exemption code or Australian Business Number (ABN) select Payments & Tax , click on Tax Details .

How to update your information:

1. Login to Link's Investor Centre at www.linkmarketservices.com.au and click on 'Investor Login' or scan the QR Code (above).
2. Enter your email address and password in **Portfolio Login**.
3. If you do not have a **Portfolio*** login, please set up a portfolio by selecting **Register Now** and follow the prompts.

Authentication may be required depending on the value of your portfolio. If you are unable to update your address or bank account details online; you must complete the relevant forms (available on Link's website) and return the completed forms to Link.

How to register for a Portfolio:

1. Enter the Issuer's name/ASX Code.
2. You will need your HIN/SRN. This important information is on your holding statement. You should always ensure to keep this information in a safe place.
3. Enter your postcode or, if your registered address is overseas, click on the Outside Australia link and select your country of residence from the drop-down list.

* Setting up a Portfolio login allows you to easily manage your holdings across issuers who use Link as their registrar.

You can also manage your Link Portfolio on the go. Simply download the **Link Investor Centre** mobile app from Apple Store or Google Play.

77600 - Shares in Listed Companies (Australian)

2022 Financial Year

Preparer Desiree Yutuc

Reviewer Steven Lee

Status Completed

Account Code	Description	CY Units	CY Balance	LY Units	LY Balance	Change
MPL.AX	Medibank Private Limited	3521.000000	\$11,443.25	3521.000000	\$11,126.36	2.85%
NAB.AX	National Australia Bank Limited	1411.000000	\$38,647.29	1411.000000	\$36,996.42	4.46%
ORI.AX	Orica Limited	529.000000	\$8,342.33	529.000000	\$7,025.12	18.75%
OZL.AX	Oz Minerals Limited	1534.000000	\$27,243.84	1534.000000	\$34,484.32	(21)%
QBE.AXW	QBE Insurance Group Limited	745.000000	\$9,051.75	745.000000	\$8,038.55	12.6%
RIO.AX	RIO Tinto Limited	309.000000	\$31,734.30	309.000000	\$39,131.76	(18.9)%
SHL.AX	Sonic Healthcare Limited	900.000000	\$29,709.00	900.000000	\$34,560.00	(14.04)%
TLS 2.AX	Telstra Corporation Limited.	6000.000000	\$23,100.00	6000.000000	\$22,560.00	2.39%
VUK.AX	Virgin Money Uk Plc	352.000000	\$777.92	352.000000	\$1,295.36	(39.95)%
WBC.AX	Westpac Banking Corporation	1787.000000	\$34,846.50	1787.000000	\$46,122.47	(24.45)%
TOTAL		CY Units	CY Balance	LY Units	LY Balance	
		17088.000000	\$214,896.18	17088.000000	\$241,340.36	

Supporting Documents

- Investment Movement Report [Report](#)
- Balance Review Report [Report](#)
- 2022_CommSec_Portfolio Valuation.pdf
- 2022_MPL_transactions.pdf [MPL.AX](#)

Standard Checklist

- Attach Balance Review Report
- Attach copies of HIN/SRN or Chess Statements, Broker Statements, Contract Notes Corporate Action documentation and any other relevant Source Documentation
- Attach Investment Movement Report
- Ensure all Investments are valued correctly at June 30
- Ensure the investment is in accordance with the Fund's investment strategy

Guzzo Super Fund

Balance Review Report

As at 30 June 2022

Investment Code	Investment Name	Holding Reference	Third Party Data			BGL Ledger	Variance
			Data Feed Provider	Balance Date	Balance Amount	Balance	
60400	Bank Accounts						
UBANK213094426	UBank USaver SMSF 21-309-4426					518,349.85	
UBANK374587918	UBank USaver SMSF 37-458-7918					4,990.68	
77600	Shares in Listed Companies (Australian)						
MPL.AX	Medibank Private Limited				Setup	3,521.0000	3,521.0000
NAB.AX	National Australia Bank Limited				Setup	1,411.0000	1,411.0000
ORI.AX	Orica Limited				Setup	529.0000	529.0000
OZL.AX	Oz Minerals Limited				Setup	1,534.0000	1,534.0000
QBE.AX	QBE Insurance Group Limited				Setup	745.0000	745.0000
RIO.AX	RIO Tinto Limited				Setup	309.0000	309.0000
SHL.AX	Sonic Healthcare Limited				Setup	900.0000	900.0000
TLS.AX	Telstra Corporation Limited.				Setup	6,000.0000	6,000.0000
VUK.AX	Virgin Money Uk Plc				Setup	352.0000	352.0000
WBC.AX	Westpac Banking Corporation				Setup	1,787.0000	1,787.0000
78200	Units in Listed Unit Trusts (Australian)						
INA.AX	Ingenia Communities Group				Setup	14,000.0000	14,000.0000
78400	Units in Unlisted Unit Trusts (Australian)						
VAN0002AU	Vanguard Australian Shares Index Fund					54,690.0400	
VAN0005AU	Vanguard Emrg Mkts Sh Index Fd					27,379.2000	

Guzzo Super Fund

Investment Movement Report

As at 30 June 2022

Investment	Opening Balance		Additions		Disposals			Closing Balance		
	Units	Cost	Units	Cost	Units	Cost	Accounting Profit/(Loss)	Units	Cost	Market Value
Bank Accounts										
UBank USaver SMSF 21-309-4426		521,529.98		23,599.87		(26,780.00)			518,349.85	518,349.85
UBank USaver SMSF 37-458-7918		2,549.33		3,816.35		(1,375.00)			4,990.68	4,990.68
		524,079.31		27,416.22		(28,155.00)			523,340.53	523,340.53
Shares in Listed Companies (Australian)										
MPL.AX - Medibank Private Limited	3,521.00	7,042.00						3,521.00	7,042.00	11,443.25
NAB.AX - National Australia Bank Limited	1,411.00	28,894.54						1,411.00	28,894.54	38,647.29
ORI.AX - Orica Limited	529.00	9,689.98						529.00	9,689.98	8,342.33
OZL.AX - Oz Minerals Limited	1,534.00	36,865.48						1,534.00	36,865.48	27,243.84
QBE.AXW - QBE Insurance Group Limited	745.00	11,846.54						745.00	11,846.54	9,051.75
RIO.AX - RIO Tinto Limited	309.00	16,572.07						309.00	16,572.07	31,734.30
SHL.AX - Sonic Healthcare Limited	900.00	9,856.95						900.00	9,856.95	29,709.00
TLS 2.AX - Telstra Corporation Limited.	6,000.00	18,869.95						6,000.00	18,869.95	23,100.00
VUK.AX - Virgin Money Uk Plc										

Guzzo Super Fund

Investment Movement Report

As at 30 June 2022

Investment	Opening Balance		Additions		Disposals			Closing Balance		
	Units	Cost	Units	Cost	Units	Cost	Accounting Profit/(Loss)	Units	Cost	Market Value
	352.00	1,411.51						352.00	1,411.51	777.92
WBC.AX - Westpac Banking Corporation	1,787.00	37,809.85						1,787.00	37,809.85	34,846.50
		178,858.87							178,858.87	214,896.18
Units in Listed Unit Trusts (Australian)										
INA.AX - Ingenia Communities Group	14,000.00	22,187.74						14,000.00	22,187.74	55,720.00
		22,187.74							22,187.74	55,720.00
Units in Unlisted Unit Trusts (Australian)										
VAN0002AU - Vanguard Australian Shares Index Fund	54,690.04	109,900.51						54,690.04	109,900.51	127,750.46
VAN0005AU1 - Vanguard Emrg Mkts Sh Index Fd	27,379.20	52,376.14						27,379.20	52,376.14	54,752.92
		162,276.65							162,276.65	182,503.38
	887,402.57			27,416.22		(28,155.00)		886,663.79		976,460.09

Financial Year Summary

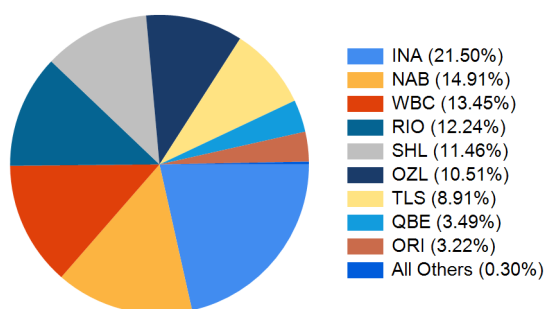
1 JULY 2021 - 30 JUNE 2022



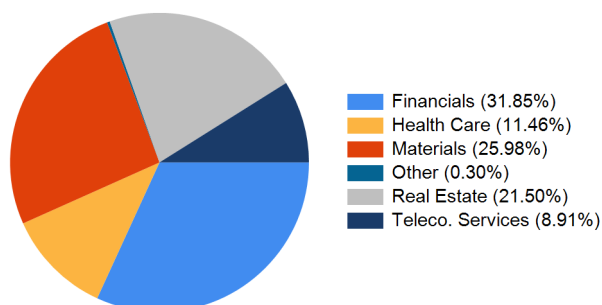
Portfolio Valuation	Account Number	Account Name	Value as at 30 June 2022
Shares	2751373	GUZZO SUPER FUND PTY LTD <GUZZO SUPER FUND A/C>	\$259,172.93
TOTAL PORTFOLIO VALUE			\$259,172.93

Allocation as at 30 June 2022

Shares in your portfolio



Sectors in your portfolio



Estimated Interest & Dividends 2021-2022 Financial Year

Est. Franked Dividends	\$10,536.68
Est. Unfranked Dividends	\$2,021.64
Est. Franking Credits	\$4,515.71
Est. Interest Received from Interest Rate Securities	\$0.00
TOTAL INCOME	\$12,558.32

Fees & Charges 2021-2022 Financial Year

Total Brokerage (inc. GST)	\$0.00
Total Subscriptions (inc. GST)	\$0.00
Other Fees (inc. GST)	\$0.00
TOTAL FEES & CHARGES	\$0.00

Financial Year Summary

1 JULY 2021 - 30 JUNE 2022



This statement only provides information for CDIA accounts that have been designated as the settlement account for your Commonwealth Securities Limited Share Trading account as at 30 June. Please refer to NetBank for interest income from all other CBA accounts.

The interest shown is net of any non-resident or TFN withholding tax (if applicable). Please refer to Netbank for bank fees paid on your designated CDIA settlement account in the financial year.

The total brokerage outlined does not include any rebates you may have received over the financial year. Refer to your transaction statement records for this information.

This report only includes an estimate of dividends paid for holdings held with Commonwealth Securities Limited as at the ex-dividend date. For instance, any dividends paid prior to holdings being transferred to Commonwealth Securities Limited are not included.

This statement is an estimated summary document only and it is not intended to replace any document which contains information that may be required for taxation purposes. You should therefore refer to your CHESSE statements, dividend statements, confirmation contract notes and other investment or bank account statements for your records in this regard. This statement may not include information on accounts which have been closed, switched product type, transferred Holder Identification Number (HIN), or switched Participant Identification Number (PID) during the financial year.

This statement is issued by Commonwealth Securities Limited ABN 60 067 254 399 AFSL 238814, a market participant of ASX and Cboe Australia Pty Ltd (formerly Chi-X Australia Pty Limited), a clearing participant of ASX Clear Pty Limited and a settlement participant of ASX Settlement Pty Limited. Commonwealth Securities Limited is a wholly owned but non-guaranteed subsidiary of the Commonwealth Bank of Australia ABN 48 123 123 124 AFSL 234945 ("CBA"). Information contained in this statement is believed to be accurate at the time the statement is generated. CBA and its subsidiaries do not accept any liability for any errors or omissions contained in this statement, or any responsibility for any action taken in reliance on this statement. This document contains general information only and does not take into account your individual objectives, financial and taxation situations or needs. Before acting on the information, consider the appropriateness of your own objectives, needs, financial and taxation situation and, if necessary, seek appropriate independent financial and taxation advice. CBA is not a registered tax (financial) adviser under the Tax Agent Services Act 2009. If there are any errors in this statement, please contact us.

Address: Commonwealth Securities Limited, Locked Bag 22, Australia Square NSW 1215 | Phone: 13 15 19 | Website: www.commsec.com.au

If you are not satisfied with the service or advice you receive from us, you are entitled to complain. We have established procedures to ensure that all enquiries and complaints are properly dealt with. Please refer to our Financial Services Guide for more information. If an issue has not been resolved to your satisfaction, you can lodge a complaint with the Australian Financial Complaints Authority. AFCA provides fair and independent financial services complaint resolution that is free to consumers. Website: www.afca.org.au, Telephone: 1800 931 678 (free call), Email: info@afca.org.au, In writing to: Australian Financial Complaints Authority, GPO Box 3, Melbourne VIC 3001.

Portfolio Valuation

30 JUNE 2022



SHARES - 2751373 - HIN 73052912

GUZZO SUPER FUND PTY LTD <GUZZO SUPER FUND A/C>

Portfolio	Units	Unit Price	Portfolio Value	% of Portfolio
INA - INGENIA GROUP STAPLED (FULLY PAID ORDINARY/UNITS STAPLED SECURITIES)	14,000	\$3.9800	\$55,720.00	21.50%
NAB - NATIONAL AUST. BANK FPO (ORDINARY FULLY PAID)	1,411	\$27.3900	\$38,647.29	14.91%
ORI - ORICA LIMITED FPO (ORDINARY FULLY PAID)	529	\$15.7700	\$8,342.33	3.22%
OZL - OZ MINERALS FPO (ORDINARY FULLY PAID)	1,534	\$17.7600	\$27,243.84	10.51%
QBE - QBE INSURANCE GROUP FPO (ORDINARY FULLY PAID)	745	\$12.1500	\$9,051.75	3.49%
RIO - RIO TINTO LIMITED FPO (ORDINARY FULLY PAID)	309	\$102.7000	\$31,734.30	12.24%
SHL - SONIC HEALTHCARE FPO (ORDINARY FULLY PAID)	900	\$33.0100	\$29,709.00	11.46%
TLS - TELSTRA CORPORATION. FPO (ORDINARY FULLY PAID)	6,000	\$3.8500	\$23,100.00	8.91%
VUK - VIRGIN MONEY UK PLC CDI 1:1 (CDI 1:1 FOREIGN EXEMPT LSE)	352	\$2.2100	\$777.92	0.30%
WBC - WESTPAC BANKING CORP FPO (ORDINARY FULLY PAID)	1,787	\$19.5000	\$34,846.50	13.45%
		Sub Total	\$259,172.93	100.00%

The total brokerage outlined does not include any rebates you may have received over the financial year. Refer to your transaction statement records for this information.

This report only includes an estimate of dividends paid for holdings held with Commonwealth Securities Limited as at the ex-dividend date. For instance, any dividends paid prior to holdings being transferred to Commonwealth Securities Limited are not included.

This statement is an estimated summary document only and it is not intended to replace any document which contains information that may be required for taxation purposes. You should therefore refer to your CHESS statements, dividend statements, confirmation contract notes and other investment or bank account statements for your records in this regard. This statement may not include information on accounts which have been closed, switched product type, transferred Holder Identification Number (HIN), or switched Participant Identification Number (PID) during the financial year.

This statement is issued by Commonwealth Securities Limited ABN 60 067 254 399 AFSL 238814, a market participant of ASX and Cboe Australia Pty Ltd (formerly Chi-X Australia Pty Limited), a clearing participant of ASX Clear Pty Limited and a settlement participant of ASX Settlement Pty Limited. Commonwealth Securities Limited is a wholly owned but non-guaranteed subsidiary of the Commonwealth Bank of Australia ABN 48 123 123 124 AFSL 234945 ("CBA"). Information contained in this statement is believed to be accurate at the time the statement is generated. CBA and its subsidiaries do not accept any liability for any errors or omissions contained in this statement, or any responsibility for any action taken in reliance on this statement. This document contains general information only and does not take into account your individual objectives, financial and taxation situations or needs. Before acting on the information, consider the appropriateness of your own objectives, needs, financial and taxation situation and, if necessary, seek appropriate independent financial and taxation advice. CBA is not a registered tax (financial) adviser under the Tax Agent Services Act 2009. If there are any errors in this statement, please contact us.

Address: Commonwealth Securities Limited, Locked Bag 22, Australia Square NSW 1215 | Phone: 13 15 19 | Website: www.commsec.com.au

If you are not satisfied with the service or advice you receive from us, you are entitled to complain. We have established procedures to ensure that all enquiries and complaints are properly dealt with. Please refer to our Financial Services Guide for more information. If an issue has not been resolved to your satisfaction, you can lodge a complaint with the Australian Financial Complaints Authority. AFCA provides fair and independent financial services complaint resolution that is free to consumers. Website: www.afca.org.au, Telephone: 1800 931 678 (free call), Email: info@afca.org.au, In writing to: Australian Financial Complaints Authority, GPO Box 3, Melbourne VIC 3001.

Transaction Summary

1 JULY 2021 - 30 JUNE 2022



GUZZO SUPER FUND PTY LTD <GUZZO SUPER FUND A/C>

SHARES - 2751373 - HIN 73052912

Total Buys and Sells	2021 - 2022 Financial Year
Total Buys (inc. Brokerage + GST)	\$0.00
Total Sells (inc. Brokerage + GST)	\$0.00

There are no transactions on this account.

Transaction Summary

1 JULY 2021 - 30 JUNE 2022



The transaction summary is only able to display information available to Commonwealth Securities Limited. Certain transactions may not be displayed, including but not limited to transactions made off market such as Initial Public Offerings (IPOs) and Delivery vs Payment Settlements (DvP). Transactions regarding corporate actions or stock transfers are not included and can be found on your statements as issued by the company or the share registry. Transactions for Issuer Sponsored holdings placed outside of this account are not included in this summary. Links to some of the key share registries can be found below:

Computershare (<http://www.computershare.com/au/Pages/default.aspx>)
Link Market Services (<https://investorcentre.linkmarketservices.com.au/Login.aspx/Login>)
Boardroom Limited (<https://boardroomlimited.com.au>)
Security Transfer Registrars (<https://www.securitytransfer.com.au>)
Advanced Share Registry Services (<http://www.advancedshare.com.au/Home.aspx>)

The total brokerage outlined does not include any rebates you may have received over the financial year. Refer to your transaction statement records for this information.

This report only includes an estimate of dividends paid for holdings held with Commonwealth Securities Limited as at the ex-dividend date. For instance, any dividends paid prior to holdings being transferred to Commonwealth Securities Limited are not included.

This statement is an estimated summary document only and it is not intended to replace any document which contains information that may be required for taxation purposes. You should therefore refer to your CHESS statements, dividend statements, confirmation contract notes and other investment or bank account statements for your records in this regard. This statement may not include information on accounts which have been closed, switched product type, transferred Holder Identification Number (HIN), or switched Participant Identification Number (PID) during the financial year.

This statement is issued by Commonwealth Securities Limited ABN 60 067 254 399 AFSL 238814, a market participant of ASX and Cboe Australia Pty Ltd (formerly Chi-X Australia Pty Limited), a clearing participant of ASX Clear Pty Limited and a settlement participant of ASX Settlement Pty Limited. Commonwealth Securities Limited is a wholly owned but non-guaranteed subsidiary of the Commonwealth Bank of Australia ABN 48 123 123 124 AFSL 234945 ("CBA"). Information contained in this statement is believed to be accurate at the time the statement is generated. CBA and its subsidiaries do not accept any liability for any errors or omissions contained in this statement, or any responsibility for any action taken in reliance on this statement. This document contains general information only and does not take into account your individual objectives, financial and taxation situations or needs. Before acting on the information, consider the appropriateness of your own objectives, needs, financial and taxation situation and, if necessary, seek appropriate independent financial and taxation advice. CBA is not a registered tax (financial) adviser under the Tax Agent Services Act 2009. If there are any errors in this statement, please contact us.

Address: Commonwealth Securities Limited, Locked Bag 22, Australia Square NSW 1215 | Phone: 13 15 19 | Website: www.commsec.com.au

If you are not satisfied with the service or advice you receive from us, you are entitled to complain. We have established procedures to ensure that all enquiries and complaints are properly dealt with. Please refer to our Financial Services Guide for more information. If an issue has not been resolved to your satisfaction, you can lodge a complaint with the Australian Financial Complaints Authority. AFCA provides fair and independent financial services complaint resolution that is free to consumers. Website: www.afca.org.au, Telephone: 1800 931 678 (free call), Email: info@afca.org.au, In writing to: Australian Financial Complaints Authority, GPO Box 3, Melbourne VIC 3001.

Transactions

MEDIBANK PRIVATE LIMITED

Recent Transactions

Antonio Guzzo + Pamela Guzzo I***6864**

ORDINARY FULLY PAID SHARES

Date	Transaction	Movement	Running balance
1/12/2014	RETAIL OFFER ALLOTMENT	+3521	3521

78200 - Units in Listed Unit Trusts (Australian)

2022 Financial Year

Preparer Desiree Yutuc

Reviewer Steven Lee

Status Completed

Account Code	Description	CY Units	CY Balance	LY Units	LY Balance	Change
INA.AX	Ingenia Communities Group	14000.000000	\$55,720.00	14000.000000	\$85,960.00	(35.18)%
TOTAL		CY Units	CY Balance	LY Units	LY Balance	
		14000.000000	\$55,720.00	14000.000000	\$85,960.00	

Supporting Documents

- Investment Movement Report [Report](#)

Standard Checklist

- Attach copies of Statements and Source Documentation
- Attach Investment Movement Report
- Ensure all Investments are valued correctly at June 30
- Ensure the investment is in accordance with the Fund's investment strategy
- Ensure the investment is in accordance with the SIS Act

Guzzo Super Fund

Investment Movement Report

As at 30 June 2022

Investment	Opening Balance		Additions		Disposals			Closing Balance		
	Units	Cost	Units	Cost	Units	Cost	Accounting Profit/(Loss)	Units	Cost	Market Value
Bank Accounts										
UBank USaver SMSF 21-309-4426		521,529.98		23,599.87		(26,780.00)			518,349.85	518,349.85
UBank USaver SMSF 37-458-7918		2,549.33		3,816.35		(1,375.00)			4,990.68	4,990.68
		524,079.31		27,416.22		(28,155.00)			523,340.53	523,340.53
Shares in Listed Companies (Australian)										
MPL.AX - Medibank Private Limited	3,521.00	7,042.00						3,521.00	7,042.00	11,443.25
NAB.AX - National Australia Bank Limited	1,411.00	28,894.54						1,411.00	28,894.54	38,647.29
ORI.AX - Orica Limited	529.00	9,689.98						529.00	9,689.98	8,342.33
OZL.AX - Oz Minerals Limited	1,534.00	36,865.48						1,534.00	36,865.48	27,243.84
QBE.AXW - QBE Insurance Group Limited	745.00	11,846.54						745.00	11,846.54	9,051.75
RIO.AX - RIO Tinto Limited	309.00	16,572.07						309.00	16,572.07	31,734.30
SHL.AX - Sonic Healthcare Limited	900.00	9,856.95						900.00	9,856.95	29,709.00
TLS 2.AX - Telstra Corporation Limited.	6,000.00	18,869.95						6,000.00	18,869.95	23,100.00
VUK.AX - Virgin Money Uk Plc										

Guzzo Super Fund

Investment Movement Report

As at 30 June 2022

Investment	Opening Balance		Additions		Disposals			Closing Balance		
	Units	Cost	Units	Cost	Units	Cost	Accounting Profit/(Loss)	Units	Cost	Market Value
	352.00	1,411.51						352.00	1,411.51	777.92
WBC.AX - Westpac Banking Corporation	1,787.00	37,809.85						1,787.00	37,809.85	34,846.50
		178,858.87							178,858.87	214,896.18
Units in Listed Unit Trusts (Australian)										
INA.AX - Ingenia Communities Group	14,000.00	22,187.74						14,000.00	22,187.74	55,720.00
		22,187.74							22,187.74	55,720.00
Units in Unlisted Unit Trusts (Australian)										
VAN0002AU - Vanguard Australian Shares Index Fund	54,690.04	109,900.51						54,690.04	109,900.51	127,750.46
VAN0005AU1 - Vanguard Emrg Mkts Sh Index Fd	27,379.20	52,376.14						27,379.20	52,376.14	54,752.92
		162,276.65							162,276.65	182,503.38
	887,402.57			27,416.22		(28,155.00)		886,663.79		976,460.09

78400 - Units in Unlisted Unit Trusts (Australian)

2022 Financial Year

Preparer Desiree Yutuc

Reviewer Steven Lee

Status Completed

Account Code	Description	CY Units	CY Balance	LY Units	LY Balance	Change
VAN0002AU	Vanguard Australian Shares Index Fund	54690.040000	\$127,750.46	54690.040000	\$143,894.96	(11.22)%
VAN0005AU1	Vanguard Emrg Mkts Sh Index Fd	27379.200000	\$54,752.92	27379.200000	\$69,258.42	(20.94)%
TOTAL		CY Units	CY Balance	LY Units	LY Balance	
		82069.240000	\$182,503.38	82069.240000	\$213,153.38	

Supporting Documents

- Investment Movement Report [Report](#)
- 2022_Vanguard_Portfolio Valuation.pdf

Standard Checklist

- Attach copies of Statements and Source Documentation
- Attach Investment Movement Report
- Ensure all Investments are valued correctly at June 30
- Ensure the investment is in accordance with the Fund's investment strategy
- Ensure the investment is in accordance with the SIS Act

Guzzo Super Fund

Investment Movement Report

As at 30 June 2022

Investment	Opening Balance		Additions		Disposals			Closing Balance		
	Units	Cost	Units	Cost	Units	Cost	Accounting Profit/(Loss)	Units	Cost	Market Value
Bank Accounts										
UBank USaver SMSF 21-309-4426		521,529.98		23,599.87		(26,780.00)			518,349.85	518,349.85
UBank USaver SMSF 37-458-7918		2,549.33		3,816.35		(1,375.00)			4,990.68	4,990.68
		524,079.31		27,416.22		(28,155.00)			523,340.53	523,340.53
Shares in Listed Companies (Australian)										
MPL.AX - Medibank Private Limited	3,521.00	7,042.00						3,521.00	7,042.00	11,443.25
NAB.AX - National Australia Bank Limited	1,411.00	28,894.54						1,411.00	28,894.54	38,647.29
ORI.AX - Orica Limited	529.00	9,689.98						529.00	9,689.98	8,342.33
OZL.AX - Oz Minerals Limited	1,534.00	36,865.48						1,534.00	36,865.48	27,243.84
QBE.AXW - QBE Insurance Group Limited	745.00	11,846.54						745.00	11,846.54	9,051.75
RIO.AX - RIO Tinto Limited	309.00	16,572.07						309.00	16,572.07	31,734.30
SHL.AX - Sonic Healthcare Limited	900.00	9,856.95						900.00	9,856.95	29,709.00
TLS 2.AX - Telstra Corporation Limited.	6,000.00	18,869.95						6,000.00	18,869.95	23,100.00
VUK.AX - Virgin Money Uk Plc										

Guzzo Super Fund

Investment Movement Report

As at 30 June 2022

Investment	Opening Balance		Additions		Disposals			Closing Balance		
	Units	Cost	Units	Cost	Units	Cost	Accounting Profit/(Loss)	Units	Cost	Market Value
	352.00	1,411.51						352.00	1,411.51	777.92
WBC.AX - Westpac Banking Corporation	1,787.00	37,809.85						1,787.00	37,809.85	34,846.50
		178,858.87							178,858.87	214,896.18
Units in Listed Unit Trusts (Australian)										
INA.AX - Ingenia Communities Group	14,000.00	22,187.74						14,000.00	22,187.74	55,720.00
		22,187.74							22,187.74	55,720.00
Units in Unlisted Unit Trusts (Australian)										
VAN0002AU - Vanguard Australian Shares Index Fund	54,690.04	109,900.51						54,690.04	109,900.51	127,750.46
VAN0005AU1 - Vanguard Emrg Mkts Sh Index Fd	27,379.20	52,376.14						27,379.20	52,376.14	54,752.92
		162,276.65							162,276.65	182,503.38
	887,402.57			27,416.22		(28,155.00)		886,663.79		976,460.09



S1-004-161

GUZZO SUPER FUND PTY LTD ATF GUZZO SUPER FUND
 4 EASTCOTE ROAD
 NORTH EPPING NSW 2121

Vanguard Monthly Transaction Statement

1 June 2022 to 30 June 2022

Investor name: GUZZO SUPER FUND PTY LTD ATF GUZZO SUPER FUND
 Account number: 258677
 Tax file number status: Supplied

Your investment at a glance

Opening investment valuation as at 01-Jun-2022	Units	Sell price	Value
Vanguard Australian Shares Index Fund	54,690.04	\$2.5667	\$140,372.93
Vanguard Emerging Markets Shares Index Fund	27,379.20	\$2.0526	\$56,198.55
Total opening investment valuation			\$196,571.47
Closing investment valuation as at 30-Jun-2022	Units	Sell price	Value
Vanguard Australian Shares Index Fund	54,690.04	\$2.3359	\$127,750.46
Vanguard Emerging Markets Shares Index Fund	27,379.20	\$1.9998	\$54,752.92
Total closing investment valuation			\$182,503.39

Note:

- Prices listed for managed funds are the "sell" price as at the price date, which is the price that would have been received on sale of the units. This is normally less than the "buy price", as a result of buy/sell spreads charged by managed funds to cover transaction costs.



85000 - Income Tax Payable/Refundable

2022 Financial Year

Preparer Desiree Yutuc

Reviewer Steven Lee

Status Completed

Account Code	Description	CY Balance	LY Balance	Change
85000	Income Tax Payable/Refundable	\$7,374.82	\$4,064.74	81.43%
TOTAL		CY Balance	LY Balance	
		\$7,374.82	\$4,064.74	

Supporting Documents

- Exempt Pension Reconciliation [Report](#)
- Tax Reconciliation Report [Report](#)
- Non Deductible Expense Reconciliation [Report](#)
- Statement of Taxable Income [Report](#)
- ATO Income Tax.pdf

Standard Checklist

- Attach Actuarial Certificate (if applicable)
- Attach any other Tax reconciliations
- Attach copy of Exempt Pension Reconciliation (if applicable)
- Attach copy of Non Deductible Expense Reconciliation (if applicable)
- Attach copy of Statement of Taxable Income
- Attach copy of Tax Reconciliation Report
- Confirm Transactions in ATO Portal

Guzzo Super Fund

Exempt Current Pension Income Reconciliation

For The Period 01 July 2021 - 30 June 2022

	Date	Account Code	Account Description	Taxable Amount	Actuary/Pool %	Exempt Amount
Segment - 01 July 2021 to 30 June 2022						
<u>Label C</u>						
	31/07/2021	25000/UBANK213094426	UBank USaver SMSF 21-309-4426	155.63		
	31/07/2021	25000/UBANK374587918	UBank USaver SMSF 37-458-7918	0.76		
	31/08/2021	25000/UBANK374587918	UBank USaver SMSF 37-458-7918	0.32		
	31/08/2021	25000/UBANK213094426	UBank USaver SMSF 21-309-4426	155.84		
	30/09/2021	25000/UBANK374587918	UBank USaver SMSF 37-458-7918	0.58		
	30/09/2021	25000/UBANK213094426	UBank USaver SMSF 21-309-4426	151.24		
	31/10/2021	25000/UBANK213094426	UBank USaver SMSF 21-309-4426	142.55		
	31/10/2021	25000/UBANK374587918	UBank USaver SMSF 37-458-7918	0.54		
	30/11/2021	25000/UBANK374587918	UBank USaver SMSF 37-458-7918	0.49		
	30/11/2021	25000/UBANK213094426	UBank USaver SMSF 21-309-4426	131.19		
	31/12/2021	25000/UBANK213094426	UBank USaver SMSF 21-309-4426	135.83		
	31/12/2021	25000/UBANK374587918	UBank USaver SMSF 37-458-7918	0.51		
	31/01/2022	25000/UBANK374587918	UBank USaver SMSF 37-458-7918	0.23		
	31/01/2022	25000/UBANK213094426	UBank USaver SMSF 21-309-4426	136.40		
	28/02/2022	25000/UBANK213094426	UBank USaver SMSF 21-309-4426	123.33		
	28/02/2022	25000/UBANK374587918	UBank USaver SMSF 37-458-7918	1.15		
	31/03/2022	25000/UBANK213094426	UBank USaver SMSF 21-309-4426	136.71		
	31/03/2022	25000/UBANK374587918	UBank USaver SMSF 37-458-7918	1.27		
	30/04/2022	25000/UBANK374587918	UBank USaver SMSF 37-458-7918	1.23		
	30/04/2022	25000/UBANK213094426	UBank USaver SMSF 21-309-4426	133.51		
	31/05/2022	25000/UBANK374587918	UBank USaver SMSF 37-458-7918	1.27		

Guzzo Super Fund**Exempt Current Pension Income Reconciliation**

For The Period 01 July 2021 - 30 June 2022

	Date	Account Code	Account Description	Taxable Amount	Actuary/Pool %	Exempt Amount
Label C						
	31/05/2022	25000/UBANK213094426	UBank USaver SMSF 21-309-4426	45.82		
	30/06/2022	25000/UBANK374587918	UBank USaver SMSF 37-458-7918	2.26		
	30/06/2022	25000/UBANK213094426	UBank USaver SMSF 21-309-4426	233.83		
			Total	1,692.49	100.000 %	1,692.49
Label D1						
	30/06/2022	23800/VAN0005AU1	Vanguard Emrg Mkts Sh Index Fd	1,187.74		
	30/06/2022	23800/VAN0002AU	Vanguard Australian Shares Index Fund	128.21		
			Total	1,315.95	100.000 %	1,315.95
Label J						
	09/07/2021	23900/ORI.AX	Orica Limited	39.68		
	22/09/2021	23900/SHL.AX	Sonic Healthcare Limited	173.25		
	24/09/2021	23900/QBE.AXW	QBE Insurance Group Limited	73.76		
	22/12/2021	23900/ORI.AX	Orica Limited	87.29		
	11/03/2022	23900/VUK.AX	Virgin Money Uk Plc	6.70		
	12/04/2022	23900/QBE.AXW	QBE Insurance Group Limited	127.40		
	21/06/2022	23900/VUK.AX	Virgin Money Uk Plc	15.56		
			Total	523.64	100.000 %	523.64
Label K						
	02/07/2021	23900/NAB.AX	National Australia Bank Limited	846.60		
	07/09/2021	23900/OZL.AX	Oz Minerals Limited	245.44		
	22/09/2021	23900/SHL.AX	Sonic Healthcare Limited	321.75		
	23/09/2021	23900/TLS 2.AX	Telstra Corporation Limited.	480.00		

Guzzo Super Fund**Exempt Current Pension Income Reconciliation**

For The Period 01 July 2021 - 30 June 2022

	Date	Account Code	Account Description	Taxable Amount	Actuary/Pool %	Exempt Amount
Label K						
	23/09/2021	23900/RIO.AX	RIO Tinto Limited	2,348.59		
	24/09/2021	23900/QBE.AXW	QBE Insurance Group Limited	8.19		
	30/09/2021	23900/MPL.AX	Medibank Private Limited	242.95		
	15/12/2021	23900/NAB.AX	National Australia Bank Limited	945.37		
	21/12/2021	23900/WBC.AX	Westpac Banking Corporation	1,072.20		
	11/03/2022	23900/OZL.AX	Oz Minerals Limited	276.12		
	23/03/2022	23900/SHL.AX	Sonic Healthcare Limited	360.00		
	24/03/2022	23900/MPL.AX	Medibank Private Limited	214.78		
	01/04/2022	23900/TLS 2.AX	Telstra Corporation Limited.	480.00		
	12/04/2022	23900/QBE.AXW	QBE Insurance Group Limited	14.15		
	21/04/2022	23900/RIO.AX	RIO Tinto Limited	2,048.17		
	24/06/2022	23900/WBC.AX	Westpac Banking Corporation	1,090.07		
			Total	10,994.38	100.000 %	10,994.38
Label L						
	02/07/2021	23900/NAB.AX	National Australia Bank Limited	362.83		
	07/09/2021	23900/OZL.AX	Oz Minerals Limited	105.19		
	22/09/2021	23900/SHL.AX	Sonic Healthcare Limited	137.89		
	23/09/2021	23900/TLS 2.AX	Telstra Corporation Limited.	205.71		
	23/09/2021	23900/RIO.AX	RIO Tinto Limited	1,006.54		
	24/09/2021	23900/QBE.AXW	QBE Insurance Group Limited	3.51		
	30/09/2021	23900/MPL.AX	Medibank Private Limited	104.12		
	15/12/2021	23900/NAB.AX	National Australia Bank Limited	405.16		

Guzzo Super Fund

Exempt Current Pension Income Reconciliation

For The Period 01 July 2021 - 30 June 2022

	Date	Account Code	Account Description	Taxable Amount	Actuary/Pool %	Exempt Amount
Label L						
	21/12/2021	23900/WBC.AX	Westpac Banking Corporation	459.51		
	11/03/2022	23900/OZL.AX	Oz Minerals Limited	118.34		
	23/03/2022	23900/SHL.AX	Sonic Healthcare Limited	154.29		
	24/03/2022	23900/MPL.AX	Medibank Private Limited	92.05		
	01/04/2022	23900/TLS 2.AX	Telstra Corporation Limited.	205.71		
	12/04/2022	23900/QBE.AXW	QBE Insurance Group Limited	6.06		
	21/04/2022	23900/RIO.AX	RIO Tinto Limited	877.79		
	24/06/2022	23900/WBC.AX	Westpac Banking Corporation	467.17		
			Total	4,711.87	100.000 %	4,711.87
Label M						
	30/06/2022	23800/VAN0005AU1	Vanguard Emrg Mkts Sh Index Fd	21.84		
	30/06/2022	23800/INA.AX	Ingenia Communities Group	982.88		
	30/06/2022	23800/VAN0002AU	Vanguard Australian Shares Index Fund	9,430.11		
			Total	10,434.83	100.000 %	10,434.83
					Total Segment ECPI *	29,673.16
					SMSF Annual Return Rounding	4.16
					Total ECPI	29,669.00

* Total Segment ECPI does not include ECPI amounts from Label A. The total ECPI from Label A is shown separately at the start of the report.

Guzzo Super Fund**Pension Non Deductible Expense Report**

For The Period 01 July 2021 - 30 June 2022

	Date	Account Code	Account Description	Amount	Expense %	Deductible	Non Deductible
Segment - 01 July 2021 to 30 June 2022							
Label H							
Deemed Segregated							
	30/08/2021	30700	Auditor's Remuneration	550.00			
			Total	550.00	100.000 %	0.00	550.00
Label J							
Deemed Segregated							
	05/01/2022	30100	Accountancy Fees	825.00			
			Total	825.00	100.000 %	0.00	825.00
Deemed Segregated							
	21/01/2022	30400	ATO Supervisory Levy	259.00			
			Total	259.00	0.000 %	0.00	259.00
					Label Total	0.00	1,084.00
					Total Segment Expenses	0.00	1,634.00
					Total Expenses *	0.00	1,634.00

* General expense percentage - 100.000 %

* Investment expense percentage - 100.000 %

Guzzo Super Fund

Statement of Taxable Income

For the year ended 30 June 2022

	2022
	\$
Benefits accrued as a result of operations	(89,407.03)
Less	
Exempt current pension income	29,669.00
Accounting Trust Distributions	13,130.64
	<u>42,799.64</u>
Add	
Decrease in MV of investments	87,334.18
SMSF non deductible expenses	1,634.00
Pension Payments	26,780.00
Franking Credits	7,374.82
Foreign Credits	173.18
Taxable Trust Distributions	7,771.88
Distributed Foreign income	1,142.77
	<u>132,210.83</u>
SMSF Annual Return Rounding	(4.16)
Taxable Income or Loss	<u>0.00</u>
Income Tax on Taxable Income or Loss	0.00
Less	
Franking Credits	7,374.82
	<u>(7,374.82)</u>
CURRENT TAX OR REFUND	<u>(7,374.82)</u>
Supervisory Levy	259.00
AMOUNT DUE OR REFUNDABLE	<u>(7,115.82)</u>

Guzzo Super Fund

Tax Reconciliation Report

For the year ended 30 June 2022

Tax Return Label	Date	Account Code	Account Name	Amount \$
H2 - Expenses - SMSF auditor fee non deductible				
	30/08/2021	30700	Auditor's Remuneration	550.00
Sub-Total				550.00
Ignore Cents				0.00
Total				550.00
J2 - Expenses - Management and administration expenses non deductible				
	21/01/2022	30400	ATO Supervisory Levy	259.00
	05/01/2022	30100	Accountancy Fees	825.00
Sub-Total				1,084.00
Ignore Cents				0.00
Total				1,084.00
Y - TOTAL NON DEDUCTIBLE EXPENSES				
				1,634.00
Sub-Total				1,634.00
Ignore Cents				0.00
Total				1,634.00
Z - TOTAL SMSF EXPENSES				
				1,634.00
Sub-Total				1,634.00
Ignore Cents				0.00
Total				1,634.00
C1 - Foreign income tax offset				
	30/06/2022	23800/VAN0002AU	Vanguard Australian Shares Index Fund	8.01
	30/06/2022	23800/VAN0005AU1	Vanguard Emrg Mkts Sh Index Fd Adjustment	165.17 (173.18)
Sub-Total				0.00
Ignore Cents				0.00
Total				0.00
E1 - Complying fund's franking credits tax offset				
	02/07/2021	23900/NAB.AX	National Australia Bank Limited	362.83
	07/09/2021	23900/OZL.AX	Oz Minerals Limited	105.19
	22/09/2021	23900/SHL.AX	Sonic Healthcare Limited	137.89
	23/09/2021	23900/TLS 2.AX	Telstra Corporation Limited.	205.71
	23/09/2021	23900/RIO.AX	RIO Tinto Limited	1,006.54
	24/09/2021	23900/QBE.AXW	QBE Insurance Group Limited	3.51
	30/09/2021	23900/MPL.AX	Medibank Private Limited	104.12
	15/12/2021	23900/NAB.AX	National Australia Bank Limited	405.16
	21/12/2021	23900/WBC.AX	Westpac Banking Corporation	459.51
	11/03/2022	23900/OZL.AX	Oz Minerals Limited	118.34
	23/03/2022	23900/SHL.AX	Sonic Healthcare Limited	154.29
	24/03/2022	23900/MPL.AX	Medibank Private Limited	92.05

Guzzo Super Fund

Tax Reconciliation Report

For the year ended 30 June 2022

Tax Return Label	Date	Account Code	Account Name	Amount \$
E1 - Complying fund's franking credits tax offset				
	01/04/2022	23900/TLS 2.AX	Telstra Corporation Limited.	205.71
	12/04/2022	23900/QBE.AXW	QBE Insurance Group Limited	6.06
	21/04/2022	23900/RIO.AX	RIO Tinto Limited	877.79
	24/06/2022	23900/WBC.AX	Westpac Banking Corporation	467.17
	30/06/2022	23800/VAN0002AU	Vanguard Australian Shares Index Fund	2,662.95
Sub-Total				7,374.82
Ignore Cents				0.00
Total				7,374.82
E - Refundable tax offsets				
				7,374.82
Sub-Total				7,374.82
Ignore Cents				0.00
Total				7,374.82
I - Remainder of refundable tax offsets				
				7,374.82
Sub-Total				7,374.82
Ignore Cents				0.00
Total				7,374.82
L - Supervisory levy				
				259.00
Sub-Total				259.00
Ignore Cents				0.00
Total				259.00
S - AMOUNT DUE OR REFUNDABLE				
				(7,115.82)
Sub-Total				(7,115.82)
Ignore Cents				0.00
Total				(7,115.82)



Income tax 551

Date generated	26/10/2022
Overdue	\$0.00
Not yet due	\$0.00
Balance	\$0.00

Transactions

4 results found - from **26 October 2020** to **26 October 2022** sorted by **processed date** ordered **newest to oldest**

Processed date	Effective date	Description	Debit (DR)	Credit (CR)	Balance
18 Jan 2022	21 Jan 2022	EFT refund for Income Tax for the period from 01 Jul 20 to 30 Jun 21	\$3,805.74		\$0.00
18 Jan 2022	18 Jan 2022	Tax return Self Man Superfund - Income Tax for the period from 01 Jul 20 to 30 Jun 21		\$3,805.74	\$3,805.74 CR
16 Dec 2020	21 Dec 2020	EFT refund for Income Tax for the period from 01 Jul 19 to 30 Jun 20	\$4,713.40		\$0.00
16 Dec 2020	16 Dec 2020	Tax return Self Man Superfund - Income Tax for the period from 01 Jul 19 to 30 Jun 20		\$4,713.40	\$4,713.40 CR

A - Financial Statements

2022 Financial Year

Preparer Desiree Yutuc

Reviewer Steven Lee

Status Completed

Supporting Documents

No supporting documents

Standard Checklist

- Attach copy of Financial Statements
- Attach copy of SMSF Annual Return

B - Permanent Documents

2022 Financial Year

Preparer Desiree Yutuc

Reviewer Steven Lee

Status Completed

Supporting Documents

- Fund Summary Report Report
- ABN Lookup.pdf
- Super Fund Lookup.pdf
- ASICCompanyStatement.pdf

Standard Checklist

- Attach latest copy of ASIC annual company statement (if corporate trustee)
- Ensure latest copies of ATO Trustee Declarations and ATO confirmation that the fund is a regulated fund is attached
- Ensure latest copies of trustee consents, member consents and registers are attached
- Ensure latest copy of trust deed (including amendments) are attached
- Use [Australian Business Register](#) to ensure details are correct
- Use [Super Fund Lookup](#) to check the eligibility to receive rollovers and contributions

Guzzo Super Fund Fund Summary Report

As at 30 June 2022

Fund Details

Date Formed: 01/02/2008
Tax File Number: Provided
ABN: 52943350370

Period: 01/07/2021 - 30/06/2022
Fund Type: SMSF
GST Registered: No

Postal Address:

4 Eastcote Road
North Epping, New South Wales 2121

Physical Address:

4 Eastcote Road
North Epping, New South Wales 2121

Members

Number of Members: 1

Name	Age	Member Accounts	Pension Accounts	Tax File Number	Beneficiary Details
Guzzo, Pamela	72	3	2	Provided	Not Provided

Fund Relationships

Relationship Type	Contact
Accountant	Superhelp Australia Pty Limited
Auditor	YML Chartered Accountants
Fund Contact	Guzzo, Glenn
Tax Agent	Superhelp Australia Pty Ltd
Trustee	Guzzo Super Fund Pty Ltd Guzzo, Pamela Guzzo, Glenn



Current details for ABN 52 943 350 370

ABN details

Entity name:	GUZZO SUPER FUND
ABN status:	Active from 01 Feb 2008
Entity type:	Superannuation Fund
Goods & Services Tax (GST):	Not currently registered for GST
Main business location:	VIC 3083

Super Fund Lookup

[Use Super Fund Lookup](#) to check the eligibility of **GUZZO SUPER FUND** to receive rollovers and contributions

Deductible gift recipient status

Not entitled to receive tax deductible gifts

Disclaimer

The Registrar makes every reasonable effort to maintain current and accurate information on this site. The Commissioner of Taxation advises that if you use ABN Lookup for information about another entity for taxation purposes and that information turns out to be incorrect, in certain circumstances you will be protected from liability. For more information see [disclaimer](#)



Company: GUZZO SUPER FUND PTY LTD ACN 606 657 701

Company details

Date company registered 25-06-2015
 Company next review date 25-06-2023
 Company type Australian Proprietary Company
 Company status Registered
 Home unit company No
 Superannuation trustee company Yes
 Non profit company No

Registered office

4 EASTCOTE ROAD , NORTH EPPING NSW 2121

Principal place of business

4 EASTCOTE ROAD , NORTH EPPING NSW 2121

Officeholders

GUZZO, GLENN ANTHONY
 Born 30-09-1974 at MELBOURNE VIC
 4 EASTCOTE ROAD , NORTH EPPING NSW 2121

Office(s) held: Director, appointed 25-06-2015
 Secretary, appointed 25-06-2015

GUZZO, PAMELA MAY
 Born 04-08-1949 at MELBOURNE VIC
 5 MILFORD PLACE , BUNDOORA VIC 3083

Office(s) held: Director, appointed 25-06-2015

Company share structure

Share class	Share description	Number issued	Total amount paid	Total amount unpaid
ORD	ORDINARY SHARES	3	3.00	0.00

Members

Member	Address	Share class	Total number held	Fully paid	Beneficially held
GUZZO , GLENN ANTHONY	4 EASTCOTE ROAD , NORTH EPPING NSW 2121	ORD	1	Yes	Yes

Member	Address	Share class	Total number held	Fully paid	Beneficially held
GUZZO , PAMELA MAY	UNIT 35 , 208 MCDONALDS ROAD , EPPING VIC 3076	ORD	2	Yes	Yes

Document history

These are the documents most recently received by ASIC from this organisation.

Received	Number	Form	Description	Status
09-07-2021	7EBJ33761	484	CHANGE TO COMPANY DETAILS	Processed and imaged
26-06-2019	7EAM67848	484	CHANGE TO COMPANY DETAILS	Processed and imaged
17-03-2016	7E7797954	484	CHANGE TO COMPANY DETAILS	Processed and imaged



GUZZO SUPER FUND

ABN details

ABN:	52 943 350 370 View record on ABN Lookup
ABN Status:	Active from 01 Feb 2008
Fund type:	ATO Regulated Self-Managed Superannuation Fund
Contact details:	4 EASTCOTE RD NORTH EPPING NSW 2121 AUSTRALIA
Status:	Complying

Previous name(s)

Previous fund name	From	To
The trustee for Guzzo Super Fund	01 Feb 2008	12 Sep 2008

What does 'Complying' mean?

A 'Complying' SMSF:

- is a regulated fund
- is a resident of Australia, and
- has been issued with a [Notice of compliance](#)

APRA Funds

See the [guidance](#) issued by APRA for further assistance in managing transfers and rollovers to SMSFs. Use the [ATO Business Portal](#) to verify a person is a member of the SMSF before completing a transfer or rollover.

Superannuation guarantee payments

Contributions made to complying funds can qualify as Superannuation Guarantee (SG) payments. This record extract can be used to confirm this fund has been issued with a Notice of Compliance and is currently entitled to receive employer SG payments.

Tax rates

Complying funds that meet [Superannuation Industry \(Supervision\) Act 1993](#) (SISA) standards qualify for [concessional tax rates](#).

Also refer to [frequently asked questions](#)

Disclaimer

This extract is based on information supplied by superannuation entities to the Commissioner of Taxation.

Important Neither the Australian Government nor the ATO endorse or guarantee the performance of super funds.

C - Other Documents

2022 Financial Year

Preparer Desiree Yutuc

Reviewer Steven Lee

Status Completed

Supporting Documents

- 2022_Investment Strategy.pdf

Standard Checklist

- Attach copy of any SOAs issued during the Financial Year
- Attach copy of Investment Strategy
- Attach signed Engagement Letter
- Attach signed Trustee Representation Letter
- Attach Trustee Minutes prepared during the year

Overview

The aim of this strategy is to provide the Members with an income on retirement.

Investment Objectives

The Trustee(s) will at all times ensure the funds assets are invested in accordance with the trust deed and comply with the applicable legislative requirements.

The Trustee(s) will act prudently to maximise the rate of return, subject to acceptable risk parameters whilst maintaining an appropriate and diversified portfolio across a broad range of assets whilst assessing the risks where it is determined the fund's portfolio lacks diversification and / or has elected to implement a sector bias.

Having considered the risk profile of the fund and the member's needs and circumstances, the trustee has adopted the following objectives for the investment of assets of the fund:

- to achieve an investment return (based on market values and net of tax and charges) that exceeds the CPI by at least 3% per annum when measured over a rolling 5 year period.
- to have a probability of zero or negative returns in any 12 Month period of less than one in five years; and
- have sufficient liquidity to meet liabilities as and when they fall due.
- to consider the need to hold a policy of insurance for one or more members of the fund.

Investment Strategy

The fund will invest in a portfolio of assets according to market conditions and within the ranges specified below:

Asset Allocation

The targeted asset allocation will be in the following ranges:

Asset Class	Target Range	Benchmark
Australian Shares	0 - 27 %	27 %
International Shares	0 - 0 %	0 %
Cash	0 - 54 %	54 %
Australian Fixed Interest	0 - 0 %	0 %
International Fixed Interest	0 - 0 %	0 %
Mortgages	0 - 0 %	0 %
Direct Property	0 - 0 %	0 %
Listed Property	0 - 0 %	0 %
Other	0 - 19 %	19 %

Quality companies and trusts as supported by research and fundamental analysis will be selected. Direct investments in property, artwork and lease equipment may form part of the strategy provided there is sufficient basis for the decision.

Insurance

The Trustees have considered and consulted Professional Advice where necessary to ensure that all fund members have the correct type and level of insurance. Insurance may be held within or outside the SMSF.

Review and Monitoring

The trustees will monitor and review the fund's investment activities on a regular basis and to communicate with the members should they feel that any change in strategy is necessary in order to achieve the fund's objective.

Date: 2/11/2022

.....
Pamela Guzzo
.....
P. Guzzo

.....
Glenn Guzzo
.....
Glenn Guzzo

D - Pension Documentation

2022 Financial Year

Preparer Desiree Yutuc

Reviewer Steven Lee

Status Completed

Supporting Documents

- Transfer Balance Account Summary Report
- Pension Summary Report Report

Standard Checklist

- Attach Actuarial Certificate
- Attach documentation supporting any pensions commenced during the financial year
- Attach documentation supporting any pensions commuted during the financial year
- Ensure correct Transfer Balance Account Reports have been lodged with the ATO

Guzzo Super Fund

Pension Summary

As at 30 June 2022

Member Name : Guzzo, Pamela

Member Age : 71* (Date of Birth : Provided)

Member Code	Pension Type	Pension Start Date	Tax Free	Min / PF	Minimum	Maximum	Gross Pension Payments	PAYG	Net Pension Payment	Amount to reach Minimum
GUZPAM 00001P	Account Based Pension	28/03/2008	99.98%	2.50%	\$13,390.00*	N/A	\$13,390.00	\$0.00	\$13,390.00	\$0.00

*COVID-19 50% reduction has been applied to the minimum pension amount.

GUZPAM 00002P	Account Based Pension	22/07/2015	100.00 %	2.50%	\$13,390.00*	N/A	\$13,390.00	\$0.00	\$13,390.00	\$0.00
---------------	-----------------------	------------	----------	-------	--------------	-----	-------------	--------	-------------	--------

*COVID-19 50% reduction has been applied to the minimum pension amount.

					\$26,780.00	\$0.00	\$26,780.00	\$0.00	\$26,780.00	\$0.00
--	--	--	--	--	--------------------	---------------	--------------------	---------------	--------------------	---------------

Total :

					\$26,780.00	\$0.00	\$26,780.00	\$0.00	\$26,780.00	\$0.00
--	--	--	--	--	--------------------	---------------	--------------------	---------------	--------------------	---------------

*Age as at 01/07/2021 or pension start date for new pensions.

Guzzo Super Fund

Transfer Balance Account Summary

For The Period 01 July 2021 - 30 June 2022

Member	Pension Type	Date	Lodgment Date	Transaction Type	Event Type	Debit	Credit	Balance	Cap Limit	Remaining Cap
Pamela Guzzo	Below Cap									
		01/07/2021		Cap Indexation (41.00%) - Highest TBA (945856.17/ 1600000.00)	N/A				1,641,000.00	695,143.83
		01/07/2021		Opening Balance				945,856.17	1,641,000.00	695,143.83

E - Estate Planning

2022 Financial Year

Preparer Desiree Yutuc

Reviewer Steven Lee

Status Completed

Supporting Documents

No supporting documents

Standard Checklist

- Attach Death Benefit Nominations (if applicable)
- Attach Life Insurance Policies (if applicable)
- Attach Reversionary Pension documentation (if applicable)
- Attach SMSF Will (if applicable)
- Review current Estate planning to ensure it matches wishes of members