

**PATAK Provident Fund**

**Trial Balance**

As at 30 June 2022

Last Year	Code	Account Name	Units	Debits	Credits
				\$	\$
	<b>23800</b>	<b>Distributions Received</b>			
(184.96)	23800/CORE.AX	Global Core Infrastructure - ETF Units			
(878.56)	23800/ESTX.AX	Euro Stoxx 50 - ETF Units			1,532.41
(205.40)	23800/GDC.AX	Global Data Centre Group			
(621.00)	23800/IAA.AX	Ishares Asia 50 - ETF Units			705.55
(3,728.50)	23800/ISO.AX	Ishares S&p/Asx - ETF Units			466.35
(1,059.29)	23800/NDQ.AX	Betashares Nasdaq 100 Etf			1,466.04
(1,421.40)	23800/TCL.AX	Transurban			1,907.46
(2,694.63)	23800/VAS.AX	Vanguard ETF Units			7,242.00
(3,428.39)	23800/VHY.AX	Vanguard Australian Shares High Yield ETF			6,595.34
(3,482.84)	23800/ZYAU.AX	S&p/Asx 300 High Yield Plus - ETF Units			4,015.09
(1,373.37)	23800/ZYUS.AX	S&p 500 High Yield Low Volatility - ETF Units			1,505.00
	<b>23900</b>	<b>Dividends Received</b>			
(2,828.23)	23900/BHP.AX	BHP			13,916.21
(1,847.60)	23900/CBA.AX	Commonwealth Bank			2,793.75
(1,922.09)	23900/COL.AX	Coles			1,937.97
(546.82)	23900/CSL.AX	CSL			644.20
(1,566.57)	23900/MFG.AX	Magellan			3,607.68
(1,219.05)	23900/MQG.AX	Macquarie			2,349.09
(641.40)	23900/NAB.AX	National Bank			2,715.26
(972.25)	23900/OZL.AX	Oz Minerals			1,322.26
(3,741.26)	23900/RIO.AX	Rio Tinto			7,256.78
(122.26)	23900/RMD.AX	Resmed Inc			368.83
(1,401.84)	23900/VEU.AX	Vanguard Etf - CDI			2,106.56
(1,798.69)	23900/WBC.AX	Westpac Bank			2,805.31
(2,327.76)	23900/WES.AX	Wesfarmers			2,162.40
(859.75)	23900/WPL.AX	Woodside			3,925.42
	<b>24200</b>	<b>Contributions</b>			
(23,943.29)	24200/DWYPAU00001 A	(Contributions) Dwyer, Paul Anthony - Accumulation			26,059.55

**PATAK Provident Fund**

**Trial Balance**

As at 30 June 2022

Last Year	Code	Account Name	Units	Debits	Credits
				\$	\$
(284,839.16)	24700	Changes in Market Values of Investments		187,685.75	
	<b>25000</b>	<b>Interest Received</b>			
(35.76)	25000/Cash at Bank7	Cash at Bank			35.39
	<b>26500</b>	<b>Other Investment Income</b>			
(54.17)	26500/PATAKSF_SUN DRY	Sundry			
	<b>28500</b>	<b>Transfers In</b>			
(19,171.52)	28500/DWYAMA00001 A	(Transfers In) Dwyer, Amanda Jane - Accumulation			28,152.03
3,080.00	30100	Accountancy Fees		4,455.00	
259.00	30400	ATO Supervisory Levy		259.00	
572.00	30700	Auditor's Remuneration		418.00	
	<b>37500</b>	<b>Investment Expenses</b>			
7,189.92	37500/PATAKSF_SUN DRY	Sundry		7,482.80	
(3,247.00)	48500	Income Tax Expense			9,509.98
361,063.89	49000	Profit/Loss Allocation Account			63,196.64
	<b>50010</b>	<b>Opening Balance</b>			
(626,700.92)	50010/DWYAMA00001 A	(Opening Balance) Dwyer, Amanda Jane - Accumulation			811,787.40
(594,739.27)	50010/DWYPAU00001 A	(Opening Balance) Dwyer, Paul Anthony - Accumulation			770,716.68
	<b>52420</b>	<b>Contributions</b>			
(23,943.29)	52420/DWYPAU00001 A	(Contributions) Dwyer, Paul Anthony - Accumulation			26,059.55
	<b>52850</b>	<b>Transfers In</b>			
(19,171.52)	52850/DWYAMA00001 A	(Transfers In) Dwyer, Amanda Jane - Accumulation			28,152.03
	<b>53100</b>	<b>Share of Profit/(Loss)</b>			
(168,821.75)	53100/DWYAMA00001 A	(Share of Profit/(Loss)) Dwyer, Amanda Jane - Accumulation		52,076.15	
(158,352.18)	53100/DWYPAU00001 A	(Share of Profit/(Loss)) Dwyer, Paul Anthony - Accumulation		49,239.32	
	<b>53330</b>	<b>Income Tax</b>			
2,906.79	53330/DWYAMA00001 A	(Income Tax) Dwyer, Amanda Jane - Accumulation		6,262.49	
2,726.53	53330/DWYPAU00001 A	(Income Tax) Dwyer, Paul Anthony - Accumulation		5,921.35	
	<b>53800</b>	<b>Contributions Tax</b>			

PATAK Provident Fund

**Trial Balance**

As at 30 June 2022

Last Year	Code	Account Name	Units	Debits	Credits
				\$	\$
3,591.53	53800/DWYPAU00001 A	(Contributions Tax) Dwyer, Paul Anthony - Accumulation		3,908.91	
	<b>60400</b>	<b>Bank Accounts</b>			
45,328.34	60400/Cash at Bank7	Cash at Bank		52,900.92	
	<b>61800</b>	<b>Distributions Receivable</b>			
521.75	61800/ESTX.AX	Euro Stoxx 50 - ETF Units		1,301.70	
205.40	61800/GDC.AX	Global Data Centre Group			0.00
269.05	61800/IAA.AX	Ishares Asia 50 - ETF Units		321.13	
3,285.39	61800/ISO.AX	Ishares S&p/Asx - ETF Units			0.00
1,035.98	61800/NDQ.AX	Betashares Nasdaq 100 Etf		1,466.04	
565.80	61800/TCL.AX	Transurban		1,360.56	
643.79	61800/VAS.AX	Vanguard ETF Units		2,498.58	
522.41	61800/VHY.AX	Vanguard Australian Shares High Yield ETF		1,985.03	
596.17	61800/ZYAU.AX	S&p/Asx 300 High Yield Plus - ETF Units		1,017.27	
171.78	61800/ZYUS.AX	S&p 500 High Yield Low Volatility - ETF Units		281.28	
	<b>77600</b>	<b>Shares in Listed Companies</b>			
66,492.33	77600/BHP.AX	BHP	1,369.0000	56,471.25	
74,403.15	77600/CBA.AX	Commonwealth Bank	745.0000	67,333.10	
54,294.93	77600/COL.AX	Coles	3,177.0000	56,582.37	
55,326.86	77600/CSL.AX	CSL	236.0000	63,498.16	
48,527.86	77600/MFG.AX	Magellan	0.0000		0.00
60,538.41	77600/MQG.AX	Macquarie	387.0000	63,665.37	
56,058.36	77600/NAB.AX	National Bank	2,138.0000	58,559.82	
87,424.72	77600/OZL.AX	Oz Minerals	3,889.0000	69,068.64	
64,586.40	77600/RIO.AX	Rio Tinto	689.0000	70,760.30	
60,180.12	77600/RMD.AX	Resmed Inc	2,544.0000	78,075.36	
85,722.69	77600/VEU.AX	Vanguard Etf - CDI	772.0000	55,915.96	
52,162.01	77600/WBC.AX	Westpac Bank	2,611.0000	50,914.50	
	77600/WDS.AX	Woodside Energy	2,344.0000	74,632.96	
75,175.20	77600/WES.AX	Wesfarmers	1,687.0000	70,702.17	

**PATAK Provident Fund**

**Trial Balance**

As at 30 June 2022

Last Year	Code	Account Name	Units	Debits \$	Credits \$
46,574.37	77600/WPL.AX	Woodside	0.0000		0.00
	<b>78000</b>	<b>Stapled Securities</b>			
30,297.09	78000/GDC.AX	Global Data Centre Group	25,944.0000	33,467.76	
	<b>78200</b>	<b>Units in Listed Unit Trusts</b>			
45,828.75	78200/ESTX.AX	Euro Stoxx 50 - ETF Units	605.0000	36,814.25	
45,277.11	78200/GOLD.AX	Metal Securities - ETF Physical Gold	2,070.0000	50,715.00	
54,924.80	78200/IAA.AX	Ishares Asia 50 - ETF Units	448.0000	40,803.84	
55,234.72	78200/ISO.AX	Ishares S&p/Asx - ETF Units	0.0000		0.00
28,321.02	78200/NDQ.AX	Betashares Nasdaq 100 Etf	1,742.0000	46,528.82	
49,264.26	78200/TCL.AX	Transurban	5,669.0000	81,520.22	
108,804.28	78200/VAS.AX	Vanguard ETF Units	1,157.0000	96,898.75	
106,791.36	78200/VHY.AX	Vanguard Australian Shares High Yield ETF	1,592.0000	99,818.40	
86,788.26	78200/ZYAU.AX	S&p/Asx 300 High Yield Plus - ETF Units	8,559.0000	72,409.14	
46,911.60	78200/ZYUS.AX	S&p 500 High Yield Low Volatility - ETF Units	3,768.0000	51,508.56	
3,435.44	85000	Income Tax Payable/Refundable		9,510.23	
(19,987.88)	88000	Sundry Creditors			0.00
				<b>1,837,016.21</b>	<b>1,837,016.21</b>

**Current Year Profit/(Loss): (72,706.62)**

# PATAK Provident Fund

## General Ledger

As at 30 June 2022

Transaction Date	Description	Units	Debit	Credit	Balance \$
<b>Distributions Received (23800)</b>					
<u>Euro Stoxx 50 - ETF Units (ESTX.AX)</u>					
18/01/2022	ESTX PAYMENT JAN22/00800745 DVND 56			230.71	230.71 CR
30/06/2022	dist rcvbl			1,301.70	1,532.41 CR
30/06/2022	ESTX.AX - Euro Stoxx 50 - ETF Units - Custom Tax Data - 30/06/2022				1,532.41 CR
			<b>0.00</b>	<b>1,532.41</b>	<b>1,532.41 CR</b>
<u>Ishares Asia 50 - ETF Units (IAA.AX)</u>					
05/01/2022	IAA PAYMENT JAN22/00808983 DVND 56 [System Matched Income Data]			384.42	384.42 CR
30/06/2022	dist rcvbl			321.13	705.55 CR
30/06/2022	IAA.AX - Ishares Asia 50 - ETF Units - Generate Tax Data - 30/06/2022				705.55 CR
			<b>0.00</b>	<b>705.55</b>	<b>705.55 CR</b>
<u>Ishares S&amp;p/Asx - ETF Units (ISO.AX)</u>					
18/01/2022	ISO PAYMENT JAN22/00801354 DVND 56 [System Matched Income Data]			466.35	466.35 CR
30/06/2022	ISO.AX - Ishares S&p/Asx - ETF Units - Generate Tax Data - 30/06/2022				466.35 CR
			<b>0.00</b>	<b>466.35</b>	<b>466.35 CR</b>
<u>Betashares Nasdaq 100 Etf (NDQ.AX)</u>					
30/06/2022	dist rcvbl			1,466.04	1,466.04 CR
30/06/2022	NDQ.AX - Betashares Nasdaq 100 Etf - Generate Tax Data - 30/06/2022				1,466.04 CR
30/06/2022	NDQ.AX - Betashares Nasdaq 100 Etf - Generate Tax Data - 30/06/2022				1,466.04 CR
			<b>0.00</b>	<b>1,466.04</b>	<b>1,466.04 CR</b>
<u>Transurban (TCL.AX)</u>					
23/08/2021	TCL DIV/DIST AUF21/00891576 DVND 56 [Amount Receivable ref 188573056]			27.60	27.60 CR
22/02/2022	TCL DISTRIBUTION AUI22/00888168 DVND 56			519.30	546.90 CR
30/06/2022	dist rcvbl			1,360.56	1,907.46 CR
30/06/2022	TCL.AX - Transurban - Generate Tax Data - 30/06/2022				1,907.46 CR
			<b>0.00</b>	<b>1,907.46</b>	<b>1,907.46 CR</b>
<u>Vanguard ETF Units (VAS.AX)</u>					
18/10/2021	VAS PAYMENT OCT21/00851213 DVND 56 [System Matched Income Data]			1,628.29	1,628.29 CR
19/01/2022	VAS PAYMENT JAN22/00851315 DVND 56			805.90	2,434.19 CR
20/04/2022	VAS PAYMENT APR22/00851501 DVND 56 [System Matched Income Data]			2,309.23	4,743.42 CR
30/06/2022	dist rcvbl			2,498.58	7,242.00 CR
30/06/2022	VAS.AX - Vanguard ETF Units - Generate Tax Data - 30/06/2022				7,242.00 CR
			<b>0.00</b>	<b>7,242.00</b>	<b>7,242.00 CR</b>
<u>Vanguard Australian Shares High Yield ETF (VHY.AX)</u>					
18/10/2021	VHY PAYMENT OCT21/00817778 DVND 56 [System Matched Income Data]			2,524.47	2,524.47 CR
19/01/2022	VHY PAYMENT JAN22/00818000 DVND 56			767.44	3,291.91 CR
20/04/2022	VHY PAYMENT APR22/00818004 DVND 56 [System Matched Income Data]			1,318.40	4,610.31 CR
30/06/2022	dist rcvbl			1,985.03	6,595.34 CR
30/06/2022	VHY.AX - Vanguard Australian Shares High Yield ETF - Generate Tax Data -				6,595.34 CR

**PATAK Provident Fund**  
**General Ledger**

As at 30 June 2022

Transaction Date	Description	Units	Debit	Credit	Balance \$
	30/06/2022		<b>0.00</b>	<b>6,595.34</b>	<b>6,595.34 CR</b>
<u>S&amp;p/Asx 300 High Yield Plus - ETF Units (ZYAU.AX)</u>					
18/10/2021	ZYAU PAYMENT OCT21/00801631 DVND 56 [System Matched Income Data]			1,549.97	1,549.97 CR
18/01/2022	ZYAU PAYMENT JAN22/00801588 DVND 56 [System Matched Income Data]			304.96	1,854.93 CR
19/04/2022	ZYAU PAYMENT APR22/00801503 DVND 56 [System Matched Income Data]			1,142.89	2,997.82 CR
30/06/2022	dist rcvbl			1,017.27	4,015.09 CR
30/06/2022	ZYAU.AX - S&p/Asx 300 High Yield Plus - ETF Units - Custom Tax Data - 30/06/2022				4,015.09 CR
			<b>0.00</b>	<b>4,015.09</b>	<b>4,015.09 CR</b>
<u>S&amp;p 500 High Yield Low Volatility - ETF Units (ZYUS.AX)</u>					
18/10/2021	ZYUS PAYMENT OCT21/00801407 DVND 56 [System Matched Income Data]			388.61	388.61 CR
18/01/2022	ZYUS PAYMENT JAN22/00801330 DVND 56 [System Matched Income Data]			415.98	804.59 CR
19/04/2022	ZYUS PAYMENT APR22/00801265 DVND 56 [System Matched Income Data]			419.13	1,223.72 CR
30/06/2022	dist rcvbl			281.28	1,505.00 CR
30/06/2022	ZYUS.AX - S&p 500 High Yield Low Volatility - ETF Units - Custom Tax Data - 30/06/2022				1,505.00 CR
			<b>0.00</b>	<b>1,505.00</b>	<b>1,505.00 CR</b>

**Total Debits: 0.00**

**Total Credits: 25,435.24**



**PATAK Provident Fund**  
**Distribution Reconciliation Report**

For The Period 01 July 2021 - 30 June 2022

Date	Non Primary Production Income (A) * 1				Distributed Capital Gains (B) * 2				Foreign Income * 3				Non-Assessable				
	Payment Received	Franked	Unfranked	Interest/Other	Franking Credits	Discounted (After Discount)	Rate * 5	Concession	CGT	Indexed	Other	Foreign Income	Foreign Credits	Tax Exempt	Tax Free	Tax Deferred / AMIT * 6	Taxable Income
30/06/2022	1,466.04					S										0.00	
30/06/2022	0.00					S										0.00	
30/06/2022	0.00	0.00	0.00	0.04	0.00	1,893.25	S	1,419.93	0.00	0.00	0.00	54.59	0.00	0.00	(1,939.35)	2,040.05	
	1,466.04	0.00	0.00	0.04	0.00	1,893.25		1,419.93	0.00	0.00	0.00	54.59	0.00	0.00	(1,939.35)	2,040.05	
Net Cash Distribution: 1,466.04																	
TCLAX Transurban																	
23/08/2021	27.60					S										0.00	
22/02/2022	519.30					S										0.00	
30/06/2022	1,360.56					S										0.00	
30/06/2022	0.00	44.27	0.00	879.09	15.96	0.00	I	0.00	0.00	0.00	0.00	0.00	0.00	0.00	984.10	939.32	
	1,907.46	44.27	0.00	879.09	15.96	0.00		0.00	0.00	0.00	0.00	0.00	0.00	0.00	984.10	939.32	
Net Cash Distribution: 1,907.46																	
VAS.AX Vanguard ETF Units																	
18/10/2021	1,628.29					S										0.00	
19/01/2022	805.90					S										0.00	
20/04/2022	2,309.23					S										0.00	
30/06/2022	2,498.58					S										0.00	
30/06/2022	0.00	4,550.87	359.13	209.28	2,013.60	1,533.50	S	1,150.13	0.00	0.00	91.23	6.09	0.00	0.00	(652.14)	8,763.70	
	7,242.00	4,550.87	359.13	209.28	2,013.60	1,533.50		1,150.13	0.00	0.00	91.23	6.09	0.00	0.00	(652.14)	8,763.70	





**PATAK Provident Fund**  
**Distribution Reconciliation Report**

For The Period 01 July 2021 - 30 June 2022

Date	Non Primary Production Income (A) * <sub>1</sub>				Distributed Capital Gains (B) * <sub>2</sub>				Foreign Income * <sub>3</sub>				Non-Assessable			
	Payment Received	Franked	Unfranked	Interest/ Other	Franking Credits	Discounted (After Discount)	Rate * <sub>5</sub>	CGT Concession	Indexed	Other	Foreign Income	Foreign Credits	Tax Exempt	Tax Free	Tax Deferred / AMIT * <sub>6</sub>	Taxable Income
18/01/2022	415.98					S								0.00		
19/04/2022	419.13					S								0.00		
30/06/2022	281.28					S								0.00		
30/06/2022	0.00			2.83		I				1,555.10	289.48			(52.93)		1,847.41
	1,505.00			2.83						1,555.10	289.48			(52.93)		1,847.41
Net Cash Distribution: 1,505.00																
	25,435.24	13,940.34	769.43	2,193.41	6,348.35	3,908.56	2,586.02	0.00	0.00	3,378.70	674.92	0.00	0.00	(1,341.22)		31,213.71

# PATAK Provident Fund Distribution Reconciliation Report

For The Period 01 July 2021 - 30 June 2022

Date	Payment Received		Interest/Other		Franking Credits		Discounted (After Discount)		Rate		CGT Concession		Indexed		Other		Foreign Income		Foreign Credits		Tax Exempt		Tax Free		Tax Deferred / AMIT		Taxable Income	
	Received	Unfranked	Franked	Unfranked	Franked	Unfranked	Unfranked	Franked	Unfranked	Franked	Unfranked	Unfranked	Franked	Unfranked	Franked	Unfranked	Franked	Unfranked	Franked	Unfranked	Franked	Unfranked	Franked	Unfranked	Franked	Unfranked	Franked	Unfranked
TOTAL	25,435.24	13,940.34	769.43	2,193.41	6,348.35	3,908.56	2,586.02	0.00	0.00	0.00	0.00	3,378.70	674.92	0.00	0.00	0.00	0.00	(1,341.22)	0.00	0.00	0.00	0.00	0.00	0.00	0.00	0.00	0.00	31,213.71

## Total Distributed Gains

Discount Rate	Discounted	Gross
Superfund 1/3	3,908.56	5,862.84
Individual 50%(I)	0.00	0.00
<b>Total</b>	<b>3,908.56</b>	<b>5,862.84</b>

## \* 1 Summary of Non Primary Production Income (A)

Tax Label	Franked	Unfranked	Interest/Other	Less Other Deduction	Income Before Credits	Franking Credits	Total Including Credits
11M Gross trust distributions	13,940.34	769.43	2,193.41	0.00	16,903.18	6,348.35	23,251.53

\* 2 Forms part of the Net Capital Gains calculation for Tax Label 11A.

\* 3 Forms part of the Foreign Credits calculation for Tax Label 11D, D1, 13C1.

\* 4 Taxable Income is designed to match Tax Statement provided by Fund Manager.

Taxable Income in the SMSF Annual Return will be different due to application of Capital Losses in Net Capital Gain calculation and application of different discount method.

\* 5 This is the discount rate selected for the transaction. "S" being Super Funds at 1/3 and "I" being Individual at 50%.

\* 6 AMIT cost base net increase is reflected as negative amount i.e. negative tax deferred and AMIT cost base net decrease is reflected as positive amount i.e. positive tax deferred.

\* 7 Sum of Income Before Credits reconciles with Taxable Trust Distributions in Statement of Taxable Income.

\* Variance between Payment Received and Net Cash Distribution.

ETFS EURO STOXX 50® ETF  
ACN 150 433 828

MR PAUL ANTHONY DWYER &  
MRS AMANDA JANE DWYER  
<PATAK PROVIDENT FUND A/C>

Attribution Managed Investment Trust Member  
For Year Ended 30 June 2022

HIN WITHHELD

The following tax return items are valid for Australian resident individual unitholders only.

Part A – Summary of 2022 Tax Return (Supplementary Section) Items

Item	Tax Return Label	Tax Attribution Amount
Share of net income from trusts, less net capital gains, foreign income and franked distributions	13U	\$0.00
Franked distributions from trusts	13C	\$0.00
Share of franking credits from franked dividends	13Q	\$0.00
Share of credit for TFN amounts withheld	13R	\$0.00
Share of credit for foreign resident withholding amounts	13A	\$0.00
Net capital gain	18A	\$345.40 460.53
Total current year capital gains	18H	\$690.80
Assessable foreign source income	20E	\$1,034.30 ✓
Other net foreign source income	20M	\$1,034.30
Foreign income tax offset	20O	\$192.69 ✓

Part B – Components of Distribution

Item	Cash Distribution	Tax Paid/Offsets	Tax Attribution
<b>Australian income</b>			
Unfranked distributions			\$0.00
Unfranked CFI distributions			\$0.00
Interest (subject to non resident WHT)			\$0.00
Interest (not subject to non resident WHT)			\$0.00
Other income – clean building MIT			\$0.00
Other income – excluded from NCMI			\$0.00
Other income – NCMI			\$0.00
Other income			\$0.00
<b>Non primary production income</b>			<b>\$0.00</b>
<b>Franked distributions</b>		<b>\$0.00</b>	<b>\$0.00</b>
<b>Capital gains</b>			
Discounted capital gains TAP			\$0.00
Discounted capital gains NTAP		\$0.00	\$345.40
Capital gains – other method TAP			\$0.00
Capital gains – other method NTAP			\$0.00
<b>Net capital gain</b>			<b>\$345.40</b>
AMIT CGT gross up amount		\$0.00	\$345.40
<b>Total current year capital gains</b>		<b>\$0.00</b>	<b>\$690.80</b>
<b>Foreign income</b>			
<b>Assessable foreign source income</b>		<b>\$192.69</b>	<b>\$1,034.30</b>
<b>Other non-assessable amounts</b>			
Non-assessable non-exempt amount			\$0.00
<b>Gross amount</b>	<b>\$1,532.41</b>		<b>\$1,725.10</b>
AMIT cost base net amount – excess (reduce cost base)			\$0.00
AMIT cost base net amount – shortfall (increase cost base)			\$0.00
Less TFN amounts withheld	\$0.00		
Less non-resident withholding tax			
- Interest / dividend amounts withheld	\$0.00		
- Fund payment amounts withheld	\$0.00		
<b>Net cash distribution</b>	<b>\$1,532.41</b>		


**GLOBAL DATA  
CENTRE GROUP**

Global Data Centre Group (ASX: GDC) comprising  
Global Data Centre Investment Fund (ARSN 635 566 531) and  
Global Data Centre Operations Fund (ARSN 638 320 420)

**BoardRoom**

Smart Business Solutions

Boardroom Pty Limited

ABN 14 003 209 836

GPO Box 3993

Sydney NSW 2001

Tel: 1300 082 130 (within Australia)

Tel: +61 2 8016 2884 (outside Australia)

Fax: +61 2 9279 0664

www.360capital.com.au

360capital@boardroomlimited.com.au

MR PAUL ANTHONY DWYER &  
MRS AMANDA JANE DWYER  
<PATAK PROVIDENT FUND A/C>  
15 RIVERBANK ROAD  
BAIRNSDALE VIC 3875

**Statement Date:** 14 September 2022

**Statement Period:** 1 July 2021 to 30 June 2022

**Reference Number:** S00115228684

## Attribution Managed Investment Trust Member Annual Statement (AMMA)

### Australian Resident Individuals – Use this statement to complete your 2022 Tax Return

This Statement includes all distributions paid by the entities in Global Data Centre Group during the period 1 July 2021 to 30 June 2022.

	Global Data Centre Investment Fund	Global Data Centre Operations Fund	TOTAL	Tax Return Label
<b>Summary of 2022 Tax Return (Supplementary Section) items</b>				
Non-primary production income	0.00	0.00	0.00	13U
Credit for TFN amounts withheld	0.00	0.00	0.00	13R
Credit for non – resident withholding amounts withheld	0.00	0.00	0.00	13A
Total current year capital gains	0.00	0.00	0.00	18H
Net capital gain	0.00	0.00	0.00	18A

### Australian Resident Individuals – Summary of Gross Distributions

	Global Data Centre Investment Fund	Global Data Centre Operations Fund
September 2021 Quarterly Distribution	0.00	0.00
December 2021 Quarterly Distribution	0.00	0.00
March 2022 Quarterly Distribution	0.00	0.00
June 2022 Quarterly Distribution	0.00	0.00
<b>TOTAL</b>	<b>0.00</b>	<b>0.00</b>

*Use this AMMA Statement to complete your 2022 Tax Return*

DO NOT use this in conjunction with your Distribution Statements sent at the time of your payments.  
This Tax Statement supersedes and replaces your Distribution Statements.

**Note:** This Statement contains essential information to assist you in preparing your income tax return. Please retain this Statement in a safe place. If you are in any doubt as to your tax position (including the impact of tax-deferred capital amounts) you should seek professional advice.

**Please see reverse for detailed components of the distributions**

## Components of the distributions

Global Data Centre Investment Fund	Cash distribution	Tax paid/offsets	Attribution Amount
<b>Australian income</b>			
Interest	0.00		0.00
Other income	0.00		0.00
<b>Non-primary production income</b>	<b>0.00</b>		<b>0.00</b>
<b>Capital gains (NTAP)</b>			
Discounted capital gain	0.00	0.00	0.00
Capital gain other	0.00	0.00	0.00
<b>Net capital gain</b>	<b>0.00</b>	<b>0.00</b>	<b>0.00</b>
AMIT CGT gross amount			0.00
Other capital gains distribution	0.00		
<b>Total current year capital gains</b>	<b>0.00</b>		<b>0.00</b>
<b>Other non-assessable amounts</b>			
Net exempted amounts	0.00		
Non-assessable non-exempt amounts	0.00		
Other non- attributable amounts	0.00		
<b>Gross cash distribution</b>	<b>0.00</b>		
less TFN amounts withheld	0.00		
less Non-resident withholding tax	0.00		
<b>Net cash distribution</b>	<b>0.00</b>		
<b>Attribution Managed Investment Trust (AMIT)</b>			
AMIT cost base net amount - excess	0.00		
AMIT cost base net amount – shortfall	0.00		

Global Data Centre Operations Fund	Cash distribution	Tax paid/offsets	Attribution Amount
<b>Australian income</b>			
Interest	0.00		0.00
Other income	0.00		0.00
<b>Non-primary production income</b>	<b>0.00</b>		<b>0.00</b>
<b>Capital gains (NTAP)</b>			
Discounted capital gain	0.00	0.00	0.00
Capital gain other	0.00	0.00	0.00
<b>Net capital gain</b>	<b>0.00</b>	<b>0.00</b>	<b>0.00</b>
AMIT CGT gross amount			0.00
Other capital gains distribution	0.00		
<b>Total current year capital gains</b>	<b>0.00</b>		<b>0.00</b>
<b>Other non-assessable amounts</b>			
Net exempted amounts	0.00		
Non-assessable non-exempt amounts	0.00		
Other non- attributable amounts	0.00		
<b>Gross cash distribution</b>	<b>0.00</b>		
less TFN amounts withheld	0.00		
less Non-resident withholding tax	0.00		
<b>Net cash distribution</b>	<b>0.00</b>		
<b>Attribution Managed Investment Trust (AMIT)</b>			
AMIT cost base net amount - excess	0.00		
AMIT cost base net amount – shortfall	0.00		

23800  
1AA


# iShares


by BlackRock

## iShares Asia 50 ETF

ARSN 625 112 950  
BlackRock Investment Management (Australia) Limited  
ABN 13 006 165 975 AFSL 230523

### Update your information:

 [www.investorcentre.com/au/contact](http://www.investorcentre.com/au/contact)

 Computershare Investor Services Pty Limited  
GPO Box 2975 Melbourne  
Victoria 3001 Australia

Enquiries: (within Australia) 1-300-ishare (474 273)  
(international) +61 3 9415 4695

005320 000 IAA



MR PAUL ANTHONY DWYER &  
MRS AMANDA JANE DWYER  
<PATAK PROVIDENT FUND A/C>  
15 RIVERBANK ROAD  
BAIRNSDALE VIC 3875

TFN/ABN Status: Quoted

Holder Identification Number (HIN)

HIN WITHHELD

### ATTRIBUTION MANAGED INVESTMENT TRUST MEMBER ANNUAL TAX STATEMENT FOR YEAR ENDED 30 JUNE 2022

The following tax return items are valid for Australian resident individual unitholders only.

#### PART A – SUMMARY OF 2022 TAX RETURN (SUPPLEMENTARY SECTION) ITEMS

Item	Tax Return Label	Tax Attribution Amount
Share of non-primary production income	13U	\$0.55 ✓
Franked distributions from trusts	13C	\$0.00
Share of franking credits from franked dividends	13Q	\$0.00
Share of credit for TFN amounts withheld	13R	\$0.00
Share of credit for foreign resident withholding amounts	13A	\$0.00
Net capital gain	18A	\$15.96 21-28 ✓
Total current year capital gains	18H	\$31.92
Assessable foreign source income	20E	\$791.64 ✓
Other net foreign source income	20M	\$791.64 ✓
Foreign income tax offset	20O	\$118.56 ✓

#### PART B – COMPONENTS OF DISTRIBUTION

Item	Cash Distribution	Tax Paid/Offsets	Tax Attribution
<b>Australian income</b>			
Unfranked distributions			\$0.00
Unfranked CFI distributions			\$0.00
Interest (subject to non resident WHT)			\$0.00
Interest (not subject to non resident WHT)			\$0.00
Other income - clean building MIT income			\$0.00
Other income - excluded from NCMi			\$0.00
Other income - NCMI			\$0.00
Other income			\$0.55
<b>Non primary production income</b>			<b>\$0.55</b>
<b>Franked distributions</b>		<b>\$0.00</b>	<b>\$0.00</b>
<b>Capital gains</b>			
Discounted capital gains TAP - clean building MIT income			\$0.00
Discounted capital gains TAP - excluded from NCMi			\$0.00
Discounted capital gains TAP - NCMI			\$0.00
Discounted capital gains TAP			\$0.00
Discounted capital gains NTAP			\$15.96
Capital gains – other method TAP - clean building MIT income			\$0.00
Capital gains – other method TAP - excluded from NCMi			\$0.00
Capital gains – other method TAP - NCMI			\$0.00
Capital gains – other method TAP			\$0.00
Capital gains – other method NTAP			\$0.00
<b>Net capital gain</b>			<b>\$15.96</b>
AMIT CGT gross up amount			\$15.96
Other capital gains distribution			
<b>Total current year capital gains</b>			<b>\$31.92</b>
Return of capital			
<b>Foreign income</b>			
Assessable foreign source income		<b>\$118.56</b>	<b>\$791.64</b>
<b>Other non-assessable amounts</b>			
Non-assessable non-exempt amount			\$0.00
Net exempt income			
Other non-attributable amounts			
<b>Gross amount</b>	<b>\$705.55</b>		<b>\$824.11</b>
AMIT cost base net amount - excess (reduce cost base)			\$0.00
AMIT cost base net amount - shortfall (increase cost base)			\$0.00
Less TFN amounts withheld	\$0.00		
Less non-resident withholding tax			
- Interest / dividend amounts withheld	\$0.00		
- Fund payment amounts withheld	\$0.00		
<b>Net cash distribution</b>	<b>\$705.55</b>		

To assist you in completing your tax return, you may refer to the iShares tax booklet available here:

<https://www.blackrock.com/au/individual/literature/tax-information/australian-tax-booklet-for-australian-domiciled-ishares-etfs-en-au.pdf>

PLEASE RETAIN THIS STATEMENT FOR INCOME TAX PURPOSES

288103\_01\_V1 288103\_Emmil/005320/005320/1

**iShares**

by BlackRock

**iShares S&P/ASX Small Ordinaries ETF**ARSN 146 080 739  
BlackRock Investment Management (Australia) Limited  
ABN 13 006 165 975 AFSL 230523**Update your information:** [www.investorcentre.com/au/contact](http://www.investorcentre.com/au/contact) Computershare Investor Services Pty Limited

GPO Box 2975 Melbourne

Victoria 3001 Australia

Enquiries: (within Australia) 1-300-ishare (474 273)

(international) +61 3 9415 4695

1 156420 000 ISO

MR PAUL ANTHONY DWYER &  
MRS AMANDA JANE DWYER  
<PATAK PROVIDENT FUND A/C>  
15 RIVERBANK ROAD  
BAIRNSDALE VIC 3875

TFN/ABN Status: Quoted

**Holder Identification Number (HIN)****HIN WITHHELD****ATTRIBUTION MANAGED INVESTMENT TRUST MEMBER ANNUAL TAX STATEMENT FOR YEAR ENDED 30 JUNE 2022**

The following tax return items are valid for Australian resident individual unitholders only.

**PART A – SUMMARY OF 2022 TAX RETURN (SUPPLEMENTARY SECTION) ITEMS**

Item	Tax Return Label	Tax Attribution Amount
Share of non-primary production income	13U	\$109.40 ✓
Franked distributions from trusts	13C	\$422.17 ✓
Share of franking credits from franked dividends	13Q	\$154.89 ✓
Share of credit for TFN amounts withheld	13R	\$0.00
Share of credit for foreign resident withholding amounts	13A	\$0.00
Net capital gain	18A	\$0.00
Total current year capital gains	18H	\$0.00
Assessable foreign source income	20E	\$34.89 ✓
Other net foreign source income	20M	\$34.89 ✓
Foreign income tax offset	20O	\$6.63 ✓

**PART B – COMPONENTS OF DISTRIBUTION**

Item	Cash Distribution	Tax Paid/Offsets	Tax Attribution
<b>Australian income</b>			
Unfranked distributions			\$20.93
Unfranked CFI distributions			\$42.64
Interest (subject to non resident WHT)			\$2.74
Interest (not subject to non resident WHT)			\$0.00
Other income - clean building MIT income			\$0.00
Other income - excluded from NCM1			\$2.55
Other income - NCM1			\$1.05
Other income			\$39.49
<b>Non primary production income</b>			<b>\$109.40</b>
<b>Franked distributions</b>		<b>\$154.89</b>	<b>\$422.17</b>
<b>Capital gains</b>			
Discounted capital gains TAP - clean building MIT income			\$0.00
Discounted capital gains TAP - excluded from NCM1			\$0.00
Discounted capital gains TAP - NCM1			\$0.00
Discounted capital gains TAP			\$0.00
Discounted capital gains NTAP			\$0.00
Capital gains – other method TAP - clean building MIT income			\$0.00
Capital gains – other method TAP - excluded from NCM1			\$0.00
Capital gains – other method TAP - NCM1			\$0.00
Capital gains – other method TAP			\$0.00
Capital gains – other method NTAP			\$0.00
<b>Net capital gain</b>			<b>\$0.00</b>
AMIT CGT gross up amount			\$0.00
Other capital gains distribution			\$0.00
<b>Total current year capital gains</b>			<b>\$0.00</b>
Return of capital			
<b>Foreign income</b>			
Assessable foreign source income		\$6.63	\$34.89
<b>Other non-assessable amounts</b>			
Non-assessable non-exempt amount			\$0.00
Net exempt income			
Other non-attributable amounts			
<b>Gross amount</b>	<b>\$466.35</b>		<b>\$566.46</b>
AMIT cost base net amount - excess (reduce cost base)			\$61.41
AMIT cost base net amount - shortfall (increase cost base)			\$0.00
Less TFN amounts withheld	\$0.00		
Less non-resident withholding tax			
- Interest / dividend amounts withheld	\$0.00		
- Fund payment amounts withheld	\$0.00		
<b>Net cash distribution</b>	<b>\$466.35</b>		

To assist you in completing your tax return, you may refer to the iShares tax booklet available here:

<https://www.blackrock.com/au/individual/literature/tax-information/australian-tax-booklet-for-australian-domiciled-ishesares-etfs-en-au.pdf>**PLEASE RETAIN THIS STATEMENT FOR INCOME TAX PURPOSES**



**BetaShares**

## Exchange Traded Funds

Responsible Entity: BetaShares Capital Ltd  
ABN 78 139 566 868 | AFSL 341181  
ARSN 169 907 564All Registry communications to:  
C/- Link Market Services Limited  
Locked Bag A14, Sydney South, NSW, 1235  
Telephone: +61 1300 420 094  
ASX Code: NDQ  
Email: [betashares@linkmarketservices.com.au](mailto:betashares@linkmarketservices.com.au)  
Website: [www.linkmarketservices.com.au](http://www.linkmarketservices.com.au)

034 360787

MR PAUL ANTHONY DWYER &  
MRS AMANDA JANE DWYER  
<PATAK PROVIDENT FUND A/C>  
15 RIVERBANK ROAD  
BAIRNSDALE VIC 3875Date: 31 July 2022  
Reference No.: X\*\*\*\*\*3545**BETASHARES NASDAQ 100 ETF**  
**Attribution Managed Investment Trust Member Annual Statement**  
**for the year ended 30 June 2022****Part A: Summary of 2022 tax return (supplementary section) items for a resident individual**

Tax return (supplementary section)	Amount	Tax return label
Share of net income from trusts, less net capital gains, foreign income and franked distributions	\$0.04	13U
Franked distribution from trusts	\$0.00	13C
Share of franking credits from franked dividends	\$0.00	13Q
Share of credit for tax file number amounts withheld from interest, dividends and unit trust	\$0.00	13R
Share of credit for foreign resident withholding amounts (excluding capital gains)	\$0.00	13A
Net capital gain	\$1,419.93 18 93	18A
Total current year capital gains	\$2,839.86	18H
CFC Income	\$0.00	19K
Assessable foreign source income	\$146.77	20E
Other net foreign source income	\$146.77 ✓	20M
Australian franking credits from a New Zealand franking company	\$0.00	20F
Foreign income tax offset *	\$54.59 ✓	20O

\*To work out your foreign income tax offset (FITO) entitlement, see the '20 Foreign source income and foreign assets or property' section of the instructions for the 2022 Tax Return for Individuals (Supplementary Section) or the Guide to foreign tax offset rules 2022.

Capital gains tax information - Additional information for item 18	Amount	
Capital gains - Discounted method	\$2,839.86	(grossed up amount)
Capital gains - Other method	\$0.00	
Total current year capital gains	\$2,839.86	

## Part B: Components of attribution

Tax paid or franking  
credit gross up

Attributable amount

	Tax paid or franking credit gross up	Attributable amount
<b>Australian Income</b>		
Interest (subject to non - resident withholding tax)		\$0.00
Interest (not subject to non - resident withholding tax)		\$0.00
Dividends - unfranked amount declared to be CFI		\$0.00
Dividends - unfranked amount not declared to be CFI		\$0.00
Other assessable Australian income (Other)		\$0.04
Other assessable Australian income (NCMI)		\$0.00
Other assessable Australian income (Excluded from NCMI)		\$0.00
Other assessable Australian income (CBMI)		\$0.00
<b>Non-primary production income</b>		<b>\$0.04</b>
<b>Dividends - Franked amount (Franked distributions)</b>	<b>\$0.00</b>	<b>\$0.00</b>
<b>Capital Gains</b>		
Capital gains - Discounted method TAP (Other)		\$0.00
Capital gains - Discounted method TAP (NCMI)		\$0.00
Capital gains - Discounted method TAP (Excluded from NCMI)		\$0.00
Capital gains - Discounted method TAP (CBMI)		\$0.00
Capital gains - Discounted method NTAP		\$1,419.93
Taxable foreign capital gains - Discounted method	\$0.00	\$0.00
Capital gains - Other method TAP (Other)		\$0.00
Capital gains - Other method TAP (NCMI)		\$0.00
Capital gains - Other method TAP (Excluded from NCMI)		\$0.00
Capital gains - Other method TAP (CBMI)		\$0.00
Capital gains - Other method NTAP		\$0.00
Taxable foreign capital gains - Other method	\$0.00	\$0.00
<b>Net capital gains</b>	<b>\$0.00</b>	<b>\$1,419.93</b>
AMIT CGT gross up amount		\$1,419.93
Other capital gains distribution		
<b>Total current year capital gains</b>	<b>\$0.00</b>	<b>\$2,839.86</b>
<b>Foreign Income</b>		
Other net foreign source income	\$54.59	\$146.77
<b>Assessable foreign source income</b>	<b>\$54.59</b>	<b>\$146.77</b>
Australian franking credit from a New Zealand franking company	\$0.00	\$0.00
CFC income		\$0.00
<b>Total foreign income</b>	<b>\$54.59</b>	<b>\$146.77</b>
<b>Non-assessable amounts</b>		
Net exempt income		\$0.00
Non-assessable non-exempt amount		\$0.00
Other non-attributable amounts		\$0.00
<b>Total Non-assessable amounts</b>		<b>\$0.00</b>
<b>Cash distribution</b>		
<b>Gross cash distribution</b>		<b>\$1,466.04</b>
Less: TFN amounts withheld		\$0.00
Less: Non-resident tax withheld on interest and dividends		\$0.00
Less: Non-resident tax withheld on fund payments		\$0.00
<b>Net cash distribution</b>		<b>\$1,466.04</b>
<b>Tax offsets</b>		
Franking credit tax offset from Australian resident companies		\$0.00
Foreign income tax offset - Other net foreign source income		\$54.59
Foreign income tax offset - Taxable foreign capital gains - Discounted method		\$0.00
Foreign income tax offset - Taxable foreign capital gains - Other method		\$0.00
Australian franking credit from a New Zealand franking company		\$0.00
<b>Total tax offsets</b>		<b>\$54.59</b>
<b>Attributed Managed Investment Trust (AMIT) cost base</b>		
AMIT cost base net amount - excess (decrease cost base)		\$0.00
AMIT cost base net amount - shortfall (increase cost base)		\$1,466.04

## Tax Guide

The Annual Tax Guide contains general information about how to use this statement when you prepare your 2022 Tax Return.

To view the 2022 Tax Guide, please visit: <http://www.betashares.com.au/TaxGuide>

This statement contains important information. Please retain it for taxation purposes as a charge may be levied for replacement. To view or change your Unitholder details, please visit our investor website at [www.linkmarketservices.com.au](http://www.linkmarketservices.com.au)

Stay informed with the latest investment news, economic insights, and portfolio construction information. Subscribe to BetaShares' weekly newsletter [www.betashares.com.au/subscribe](http://www.betashares.com.au/subscribe)

028978 034 TCL  
 MR PAUL ANTHONY DWYER &  
 MRS AMANDA JANE DWYER  
 <PATAK PROVIDENT FUND A/C>  
 15 RIVERBANK ROAD  
 BAIRNSDALE VIC 3875

Holder Identification  
 Number (HIN) X 0085173545

## Annual Tax Statement

### TRIPLE STAPLED SECURITIES - DISTRIBUTIONS

Australian resident individual investors should use the below Tax Statement to assist in completing their 2022 Income Tax Return. This Annual Tax Statement should be read in conjunction with the Transurban Tax Statement Guide, available on the Transurban website at [www.transurban.com/investor-centre/distributions-and-tax/tax-guides](http://www.transurban.com/investor-centre/distributions-and-tax/tax-guides). If an investor has a tax year ending on a date other than 30 June, they should seek advice from their tax adviser.

Transurban Holding Trust ("THT") is an Attribution Managed Investment Trust ("AMIT") for the year ended 30 June 2022. It is required to provide you with an AMIT Member Annual ("AMMA") Statement. This Annual Tax Statement is also your AMMA Statement in respect of your security holding in THT during the year ended 30 June 2022. This AMMA Statement also provides a reasonable estimate of the AMIT cost base net amount for the year ended 30 June 2022.

This Annual Tax Statement and accompanying notes are not intended to be tax advice and investors should consult a professional tax adviser if necessary for completion of income tax returns.

### PART A: SUMMARY OF 2022 INCOME TAX RETURN FOR INDIVIDUAL (INCLUDING SUPPLEMENTARY SECTIONS)

Item	Australian Resident Individual Tax Return Label	Total
Dividends - Franked	11T	\$27.60
Franking credit	11U	\$11.83
Share of non-primary production income	13U	\$881.98
Franked distributions from trusts	13C	\$13.78
Share of franking credits from franked dividends	13Q	\$4.13
Share of credit for TFN amounts withheld	13R	\$0.00
Share of credit for foreign resident withholding amounts	13A	\$0.00
Net capital gain	18A	\$0.00
Total current year capital gains	18H	\$0.00

### PART B: COMPONENTS

Dividend - Transurban Holdings Limited <sup>1</sup>	30 June 2021 (paid August 2021)	31 December 2021 (paid February 2022)	Total
Dividends - Franked	\$27.60	\$0.00	\$27.60
Franking Credit / Tax Offset	\$11.83	\$0.00	\$11.83
Distribution - Transurban Holding Trust <sup>2</sup>	31 December 2021 (paid February 2022)	30 June 2022 (paid August 2022)	Total
Assessable Australian Income (Attribution Amounts)			
Interest Income	\$186.48	\$188.81	\$375.29
Rent and Other Income <sup>3</sup>	\$67.56	\$332.16	\$399.72
Non-Concessional MIT Income (NCMI)	\$106.97	\$0.00	\$106.97
Capital Gain - Discount	\$0.00	\$0.00	\$0.00
Capital Gain - Other	\$0.00	\$0.00	\$0.00
Franked Distribution	\$0.00	\$9.65	\$9.65
Franking Credit / Tax Offset	\$0.00	\$4.13	\$4.13
Other - Transurban Holding Trust <sup>4</sup>	31 December 2021 (paid February 2022)	30 June 2022 (paid August 2022)	Total
Non-Assessable Amount	\$158.29	\$829.94	\$988.23
TFN / ABN Withholding	\$0.00	\$0.00	\$0.00
AMIT Withholding	\$0.00	\$0.00	\$0.00
Non-Resident Withholding	\$0.00	\$0.00	\$0.00

**Net Cash Distribution For The Year - Transurban Holding Trust<sup>4</sup>**

Gross Distribution (paid February 2022)	\$519.30
Tax withheld	\$0.00
Gross Distribution (paid August 2022)	\$1,360.56
Tax withheld	\$0.00
<b>Net cash distributions applicable to the year ended 30 June 2022</b>	<b>\$1,879.86</b>

**PART C: AMIT COST BASE ADJUSTMENTS - Transurban Holding Trust<sup>4</sup>**

AMIT cost base net increase amount	\$0.00
AMIT cost base net decrease amount	\$988.23

Gross Dist + 27.60  
1907.46

**Notes:**

1. This dividend represents the payment from Transurban Holdings Limited ABN 86 098 143 429.
2. This distribution represents the payment from Transurban Holding Trust ABN 30 169 362 255.
3. Rent and Other Income includes amounts that are 'Excluded from NCMI'. 'Excluded from NCMI' refers to amounts that would have been NCMI but are not NCMI due to the application of any of the following provisions:
  - Subsection 12-437(5) in Schedule 1 to the *Taxation Administration Act 1953* ("TAA 1953") – approved economic infrastructure facility exception;
  - Section 12-440 in Schedule 1 to the TAA 1953 – MIT cross staple arrangement income transitional provisions.
4. These disclosures relate to the distribution from Transurban Holding Trust ABN 30 169 362 255.

23800  
VAS



ABN 72 072 881 086. AFS License 227263.

Vanguard® Australian Shares Index ETF

**Contact Us:**

**Online:**  
www-au.computershare.com/Investor/Contact

**By Mail:**  
Computershare Investor Services Pty Limited  
GPO Box 2975 Melbourne  
Victoria 3001 Australia

**Enquiries:**

(within Australia) 1300 757 905  
(international) +61 3 9415 4813

**Holder Identification Number (HIN)**

**HIN WITHHELD**

098837 000 VAS



MR PAUL ANTHONY DWYER &  
MRS AMANDA JANE DWYER  
<PATAK PROVIDENT FUND AVC>  
15 RIVERBANK ROAD  
BAIRNSDALE VIC 3875

**ATTRIBUTION MANAGED INVESTMENT TRUST MEMBER ANNUAL TAX STATEMENT FOR YEAR ENDED 30 JUNE 2022**

The following tax return items are valid for Australian resident individual unitholders only.

<b>PART A – SUMMARY OF 2022 TAX RETURN (SUPPLEMENTARY SECTION) ITEMS</b>			
Item	Tax Return Label		Amount
Share of net income from trusts, less net capital gains, foreign income and franked distributions	13U	✓ 712.85	\$568.37
Franked distributions from trusts	13C		\$6,564.48
Share of franking credits from franked dividends	13Q		\$2,013.60 ✓
Share of credit for TFN amounts withheld	13R		\$0.00
Share of credit for foreign resident withholding amounts	13A		\$0.00
Net capital gain	18A		\$1,150.13 1533
Total current year capital gains	18H		\$2,300.26
Assessable foreign source income	20E		\$97.70
Other net foreign source income	20M		\$97.70 ✓
Foreign income tax offset	20O		\$6.09 ✓
<b>PART B – COMPONENTS OF ATTRIBUTION</b>			
Item	Cash Distribution	Tax Paid/Offsets	Attribution
<b>Australian Income</b>			
Unfranked distributions	\$138.92		\$110.70
Unfranked CFI distributions	\$246.49		\$248.40
Interest - subject to non resident WHT	\$47.19		\$61.66
Interest - not subject to non resident WHT	\$0.00		\$0.00
Other income - clean building MIT income	\$0.01		\$0.01
Other income - excluded from NCM	\$1.99		\$2.09
Other income - NCM	\$2.33		\$3.31
Other income	\$178.20		\$142.20
<b>Non primary production income</b>	<b>\$615.13</b>		<b>\$568.37</b>
<b>Franked distributions</b>	<b>\$4,541.24</b>	<b>\$2,013.60</b>	<b>\$6,564.48</b>
<b>Capital Gains</b>			
Discounted capital gains TAP - clean building MIT income	\$0.00		\$0.00
Discounted capital gains TAP - excluded from NCM	\$0.00		\$0.00
Discounted capital gains TAP - NCM	\$0.00		\$0.00
Discounted capital gains TAP	\$0.00		\$0.00
Discounted capital gains NTAP	\$997.20		\$1,150.13
Capital gains - other method TAP - clean building MIT income	\$0.00		\$0.00
Capital gains - other method TAP - excluded from NCM	\$0.00		\$0.00
Capital gains - other method TAP - NCM	\$0.00		\$0.00
Capital gains - other method TAP	\$0.00		\$0.00
Capital gains - other method NTAP	\$0.00		\$0.00
<b>Net capital gain</b>	<b>\$997.20</b>		<b>\$1,150.13</b>
AMIT CGT gross up amount			\$1,150.13
Other capital gains distribution	\$997.20		
<b>Total current year capital gains</b>	<b>\$1,994.40</b>		<b>\$2,300.26</b>
<b>Foreign Income</b>			
<b>Assessable foreign source income</b>	<b>\$91.23</b>	<b>\$6.09 ✓</b>	<b>\$97.70 ✓</b>
<b>Other Non-assessable Amounts</b>			
Non-assessable non-exempt amount	\$0.00		\$0.00
Net exempt income	\$0.00		\$0.00
Other non-attributable amounts	\$0.00		\$0.00
<b>Gross Amount</b>	<b>\$7,242.00</b>		<b>\$9,530.81</b>
AMIT cost base net amount - excess (reduce cost base)			\$0.00
AMIT cost base net amount - shortfall (increase cost base)			✓ \$269.12
Less TFN amounts withheld	\$0.00		
Less non-resident withholding tax	\$0.00		
- Interest / dividend amounts withheld	\$0.00		
- Fund payment amounts withheld	\$0.00		
<b>Net Cash Distribution</b>	<b>\$7,242.00</b>		

PLEASE RETAIN THIS STATEMENT FOR INCOME TAX PURPOSES

197COST\_EMA\_19/098837/296509

288105\_01\_V1

23800  
VHT



ABN 72 072 881 086. AFS License 227263.

Vanguard® Australian Shares High Yield ETF

331799 000 VHY



MR PAUL ANTHONY DWYER &  
MRS AMANDA JANE DWYER  
<PATAK PROVIDENT FUND A/C>  
15 RIVERBANK ROAD  
BAIRNSDALE VIC 3875

**Contact Us:**

**Online:**  
www-au.computershare.com/Investor/Contact

**By Mail:**  
Computershare Investor Services Pty Limited  
GPO Box 2975 Melbourne  
Victoria 3001 Australia

**Enquiries:**

(within Australia) 1300 757 905  
(international) +61 3 9415 4813

**Holder Identification Number (HIN)**

HIN WITHHELD

**ATTRIBUTION MANAGED INVESTMENT TRUST MEMBER ANNUAL TAX STATEMENT FOR YEAR ENDED 30 JUNE 2022**

The following tax return items are valid for Australian resident individual unitholders only.

PART A – SUMMARY OF 2022 TAX RETURN (SUPPLEMENTARY SECTION) ITEMS			
Item	Tax Return Label		Amount
Share of net income from trusts, less net capital gains, foreign income and franked distributions	13U	9,239.95	\$429.07
Franked distributions from trusts	13C		\$8,810.88
Share of franking credits from franked dividends	13Q		\$2,719.53 ✓
Share of credit for TFN amounts withheld	13R		\$0.00
Share of credit for foreign resident withholding amounts	13A		\$0.00
Net capital gain	18A		\$0.00
Total current year capital gains	18H		\$0.00
Assessable foreign source income	20E		\$42.21
Other net foreign source income	20M		\$42.21 ✓
Foreign income tax offset	20O		\$0.02 ✓

PART B – COMPONENTS OF ATTRIBUTION			
Item	Cash Distribution	Tax Paid/Offsets	Attribution
<b>Australian Income</b>			
Unfranked distributions	\$159.91		\$122.70
Unfranked CFI distributions	\$223.49		\$224.04
Interest - subject to non resident WHT	\$21.07		\$53.41
Interest - not subject to non resident WHT	\$0.00		\$0.00
Other income - clean building MIT income	\$0.00		\$0.00
Other income - excluded from NCM1	\$0.00		\$0.00
Other income - NCM1	\$0.79		\$2.88
Other income	\$66.56		\$26.04
<b>Non primary production income</b>	<b>\$471.82</b>		<b>\$429.07</b>
<b>Franked distributions</b>	<b>\$6,081.46</b>	<b>\$2,719.53</b>	<b>\$8,810.88</b>
<b>Capital Gains</b>			
Discounted capital gains TAP - clean building MIT income	\$0.00		\$0.00
Discounted capital gains TAP - excluded from NCM1	\$0.00		\$0.00
Discounted capital gains TAP - NCM1	\$0.00		\$0.00
Discounted capital gains TAP	\$0.00		\$0.00
Discounted capital gains NTAP	\$0.00		\$0.00
Capital gains – other method TAP - clean building MIT income	\$0.00		\$0.00
Capital gains – other method TAP - excluded from NCM1	\$0.00		\$0.00
Capital gains – other method TAP - NCM1	\$0.00		\$0.00
Capital gains – other method TAP	\$0.00		\$0.00
Capital gains – other method NTAP	\$0.00		\$0.00
<b>Net capital gain</b>	<b>\$0.00</b>		<b>\$0.00</b>
AMIT CGT gross up amount			\$0.00
Other capital gains distribution	\$0.00		\$0.00
<b>Total current year capital gains</b>	<b>\$0.00</b>		<b>\$0.00</b>
<b>Foreign Income</b>			
Assessable foreign source income	\$42.06	\$0.02	\$42.21
<b>Other Non-assessable Amounts</b>			
Non-assessable non-exempt amount	\$0.00		\$0.00
Net exempt income	\$0.00		\$0.00
Other non-attributable amounts	\$0.00		\$0.00
<b>Gross Amount</b>	<b>\$6,595.34</b>		<b>\$9,282.16</b>
AMIT cost base net amount - excess (reduce cost base)			\$32.74
AMIT cost base net amount - shortfall (increase cost base)			\$0.00
Less TFN amounts withheld	\$0.00		
Less non-resident withholding tax			
- Interest / dividend amounts withheld	\$0.00		
- Fund payment amounts withheld	\$0.00		
<b>Net Cash Distribution</b>	<b>\$6,595.34</b>		

PLEASE RETAIN THIS STATEMENT FOR INCOME TAX PURPOSES

197COST\_EMA\_19/331799/995395

288105\_01\_VY

23700  
21AJ

**ETF S&P/ASX 300 HIGH YIELD PLUS ETF**  
**ACN 150 433 828**

**MR PAUL ANTHONY DWYER &**  
**MRS AMANDA JANE DWYER**  
**<PATAK PROVIDENT FUND A/C>**

Attribution Managed Investment Trust Member  
For Year Ended 30 June 2022

**HIN WITHHELD**

The following tax return items are valid for Australian resident individual unitholders only.

Part A – Summary of 2022 Tax Return (Supplementary Section) Items

Item	Tax Return Label	Tax Attribution Amount
Share of net income from trusts, less net capital gains, foreign income and franked distributions	13U 5444.37	\$973.46
Franked distributions from trusts	13C	\$4,430.93
Share of franking credits from franked dividends	13Q	\$1,444.37
Share of credit for TFN amounts withheld	13R	\$0.00
Share of credit for foreign resident withholding amounts	13A	\$0.00
Net capital gain	18A	\$0.00
Total current year capital gains	18H	\$0.00
Assessable foreign source income	20E	\$61.93 ✓
Other net foreign source income	20M	\$61.93 ✓
Foreign income tax offset	20O	\$6.86 ✓

Part B – Components of Distribution

Item	Cash Distribution	Tax Paid/Offsets	Tax Attribution
<b>Australian income</b>			
Unfranked distributions			\$546.53
Unfranked CFI distributions			\$130.05
Interest (subject to non resident WHT)			\$34.65
Interest (not subject to non resident WHT)			\$0.00
Other income – clean building MIT			\$0.04
Other income – excluded from NCMI			\$0.39
Other income – NCMI			\$6.36
Other income			\$255.44
<b>Non primary production income</b>			<b>\$973.46</b>
<b>Franked distributions</b>		<b>\$1,444.37</b>	<b>\$4,430.93</b>
<b>Capital gains</b>			
Discounted capital gains TAP			\$0.00
Discounted capital gains NTAP		\$0.00	\$0.00
Capital gains – other method TAP			\$0.00
Capital gains – other method NTAP			\$0.00
<b>Net capital gain</b>			<b>\$0.00</b>
AMIT CGT gross up amount			\$0.00
<b>Total current year capital gains</b>		<b>\$0.00</b>	<b>\$0.00</b>
<b>Foreign income</b>			
Assessable foreign source income		\$6.86	\$61.93
<b>Other non-assessable amounts</b>			
Non-assessable non-exempt amount			\$0.00
<b>Gross amount</b>	<b>\$4,015.09</b>		<b>\$5,466.32</b>
AMIT cost base net amount – excess (reduce cost base)			\$0.00
AMIT cost base net amount – shortfall (increase cost base)			\$0.00
Less TFN amounts withheld	\$0.00		
Less non-resident withholding tax			
- Interest / dividend amounts withheld	\$0.00		
- Fund payment amounts withheld	\$0.00		
<b>Net cash distribution</b>	<b>\$4,015.09</b>		

288101\_Emit1/0421/46/08/2021

23800  
2405

ETFS S&P 500 HIGH YIELD LOW VOLATILITY ETF  
ACN 150 433 828

MR PAUL ANTHONY DWYER &  
MRS AMANDA JANE DWYER  
<PATAK PROVIDENT FUND A/C>

Attribution Managed Investment Trust Member  
For Year Ended 30 June 2022

HIN WITHHELD

The following tax return items are valid for Australian resident individual unitholders only.

Part A – Summary of 2022 Tax Return (Supplementary Section) Items

Item	Tax Return Label	Tax Attribution Amount
Share of net income from trusts, less net capital gains, foreign income and franked distributions	13U	\$2.83 ✓
Franked distributions from trusts	13C	\$0.00
Share of franking credits from franked dividends	13Q	\$0.00
Share of credit for TFN amounts withheld	13R	\$0.00
Share of credit for foreign resident withholding amounts	13A	\$0.00
Net capital gain	18A	\$0.00
Total current year capital gains	18H	\$0.00
Assessable foreign source income	20E	\$1,844.58
Other net foreign source income	20M	\$1,844.58
Foreign income tax offset	20O	\$289.48

Part B – Components of Distribution

Item	Cash Distribution	Tax Paid/Offsets	Tax Attribution
<b>Australian income</b>			
Unfranked distributions			\$0.00
Unfranked CFI distributions			\$0.00
Interest (subject to non resident WHT)			\$0.00
Interest (not subject to non resident WHT)			\$0.00
Other income – clean building MIT			\$0.00
Other income – excluded from NCMI			\$0.00
Other income – NCMI			\$0.00
Other income			\$2.83
<b>Non primary production income</b>			\$2.83
<b>Franked distributions</b>		\$0.00	\$0.00
<b>Capital gains</b>			
Discounted capital gains TAP			\$0.00
Discounted capital gains NTAP		\$0.00	\$0.00
Capital gains – other method TAP			\$0.00
Capital gains – other method NTAP			\$0.00
<b>Net capital gain</b>			\$0.00
AMIT CGT gross up amount		\$0.00	\$0.00
<b>Total current year capital gains</b>		\$0.00	\$0.00
<b>Foreign income</b>			
Assessable foreign source income		\$289.48	\$1,844.58
<b>Other non-assessable amounts</b>			
Non-assessable non-exempt amount			\$0.00
<b>Gross amount</b>	\$1,505.00		\$1,847.41
AMIT cost base net amount – excess (reduce cost base)			\$0.00
AMIT cost base net amount – shortfall (increase cost base)			\$52.93
Less TFN amounts withheld	\$0.00		
Less non-resident withholding tax			
- Interest / dividend amounts withheld	\$0.00		
- Fund payment amounts withheld	\$0.00		
<b>Net cash distribution</b>	\$1,505.00		

288101\_Esmi1/043404/06/08/1



**PATAK Provident Fund**  
**General Ledger**

As at 30 June 2022

Transaction Date	Description	Units	Debit	Credit	Balance \$
<b>Dividends Received (23900)</b>					
<u>BHP (BHP.AX)</u>					
21/09/2021	BHP GROUP DIV AF384/01217419 DVND 56 [System Matched Income Data]			3,717.20	3,717.20 CR
28/03/2022	BHP GROUP DIV AI385/00518608 DVND 56 [System Matched Income Data]			2,848.29	6,565.49 CR
01/06/2022	bhp in specie wds			7,350.72	13,916.21 CR
				<b>13,916.21</b>	<b>13,916.21 CR</b>
<u>Commonwealth Bank (CBA.AX)</u>					
29/09/2021	CBA FNL DIV 001263458610 DVND 56 [System Matched Income Data]			1,490.00	1,490.00 CR
30/03/2022	CBA ITM DIV 001272179678 DVND 56 [System Matched Income Data]			1,303.75	2,793.75 CR
				<b>2,793.75</b>	<b>2,793.75 CR</b>
<u>Coles (COL.AX)</u>					
28/09/2021	COLES GROUP LTD FIN21/01189475 DVND 56 [System Matched Income Data]			889.56	889.56 CR
31/03/2022	COLES GROUP LTD INT22/01177673 DVND 56 [System Matched Income Data]			1,048.41	1,937.97 CR
				<b>1,937.97</b>	<b>1,937.97 CR</b>
<u>CSL (CSL.AX)</u>					
30/09/2021	CSL LTD DIVIDEND AUD21/01084688 DVND 56 [System Matched Income Data]			308.39	308.39 CR
06/04/2022	CSL LTD DIVIDEND 22AUD/00984825 DVND 56			335.81	644.20 CR
				<b>644.20</b>	<b>644.20 CR</b>
<u>Magellan (MFG.AX)</u>					
23/09/2021	MAGELLAN FIN GRP S00115228684 DVND 56			1,028.04	1,028.04 CR
08/03/2022	MAGELLAN FIN GRP S00115228684 DVND 56			2,579.64	3,607.68 CR
				<b>3,607.68</b>	<b>3,607.68 CR</b>
<u>Macquarie (MQG.AX)</u>					
02/07/2021	MQG FNL DIV 001261032970 DVND 56 [System Matched Income Data]			1,296.45	1,296.45 CR
14/12/2021	MQG ITM DIV 001269870745 DVND 56			1,052.64	2,349.09 CR
				<b>2,349.09</b>	<b>2,349.09 CR</b>
<u>National Bank (NAB.AX)</u>					
02/07/2021	NAB INTERIM DIV DV221/01207442 DVND 56			1,282.80	1,282.80 CR
15/12/2021	NAB FINAL DIV DV222/00688286 DVND 56			1,432.46	2,715.26 CR
				<b>2,715.26</b>	<b>2,715.26 CR</b>
<u>Oz Minerals (OZL.AX)</u>					
07/09/2021	OZL DIV 001263849038 DVND 56 [System Matched Income Data]			622.24	622.24 CR
11/03/2022	OZL DIV 001272772736 DVND 56 [System Matched Income Data]			700.02	1,322.26 CR
				<b>1,322.26</b>	<b>1,322.26 CR</b>
<u>Rio Tinto (RIO.AX)</u>					
23/09/2021	RIO TINTO LTD INT21/00196897 DVND 56 [System Matched Income Data]			3,876.30	3,876.30 CR
21/04/2022	RIO TINTO LTD FIN21/00198926 DVND 56 [System Matched Income Data]			3,380.48	7,256.78 CR

**PATAK Provident Fund**  
**General Ledger**

As at 30 June 2022

Transaction Date	Description	Units	Debit	Credit	Balance \$
				<b>7,256.78</b>	<b>7,256.78 CR</b>
<u>Resmed Inc (RMD.AX)</u> <i>foreign income</i>					
23/09/2021	RESMED DIVIDEND SEP21/00847848 DVND 56			91.75	91.75 CR
16/12/2021	RESMED DIVIDEND DEC21/00847708 DVND 56			89.91	181.66 CR
17/03/2022	RESMED DIVIDEND MAR22/00846989 DVND 56			91.52	273.18 CR
16/06/2022	RESMED DIVIDEND JNE22/00847521 DVND 56			95.65	368.83 CR
				<b>368.83</b>	<b>368.83 CR</b>
<u>Vanguard Etf - CDI (VEU.AX)</u> <i>foreign income with tax offsets</i>					
20/07/2021	VEU DIVIDEND VEU46/00823714 DVND 56			583.44	583.44 CR
19/10/2021	VEU DIVIDEND VEU47/00823407 DVND 56			427.92	1,011.36 CR
21/01/2022	VEU DIVIDEND VEU48/00823379 DVND 56 [System Matched Income Data]			1,002.26	2,013.62 CR
21/04/2022	VEU DIVIDEND VEU49/00823148 DVND 56			92.94	2,106.56 CR
				<b>2,106.56</b>	<b>2,106.56 CR</b>
<u>Westpac Bank (WBC.AX)</u>					
21/12/2021	WBC DIVIDEND 001269284882 DVND 56 [System Matched Income Data]			1,212.60	1,212.60 CR
24/06/2022	WBC DIVIDEND 001277944455 DVND 56			1,592.71	2,805.31 CR
				<b>2,805.31</b>	<b>2,805.31 CR</b>
<u>Wesfarmers (WES.AX)</u>					
07/10/2021	WESFARMERS LTD FIN21/01123573 DVND 56 [System Matched Income Data]			1,144.80	1,144.80 CR
30/03/2022	WESFARMERS LTD INT22/01126430 DVND 56 [System Matched Income Data]			1,017.60	2,162.40 CR
				<b>2,162.40</b>	<b>2,162.40 CR</b>
<u>Woodside (WPL.AX)</u>					
24/09/2021	WOODSIDE INT21/00675606 DVND 56			860.48	860.48 CR
23/03/2022	WOODSIDE FIN21/00673540 DVND 56 [System Matched Income Data]			3,064.94	3,925.42 CR
				<b>3,925.42</b>	<b>3,925.42 CR</b>

**Total Debits: 0.00**

**Total Credits: 47,911.72**

**PATAK Provident Fund**  
**Dividend Reconciliation Report**  
 For The Period 01 July 2021 - 30 June 2022

Date	Net Payment Received	Australian Income			Foreign Income			Withheld		
		Unfranked	Franked	Franking Credits	Foreign Income	Foreign Credits	NZ Credits	TFN Withheld	Non-Resident	LIC Deduction
<b>Shares in Listed Companies</b>										
BHP.AX BHP										
21/09/2021	3,717.20	0.00	3,717.20	1,593.09						
28/03/2022	2,848.29	0.00	2,848.29	1,220.70						
01/06/2022	7,350.72	0.00	7,350.72	3,150.31						
	13,916.21	0.00	13,916.21	5,964.10						
<b>CBA.AX Commonwealth Bank</b>										
29/09/2021	1,490.00	0.00	1,490.00	638.57						
30/03/2022	1,303.75	0.00	1,303.75	558.75						
	2,793.75	0.00	2,793.75	1,197.32						
<b>COL.AX Coles</b>										
28/09/2021	889.56	0.00	889.56	381.24						
31/03/2022	1,048.41	0.00	1,048.41	449.32						
	1,937.97	0.00	1,937.97	830.56						
<b>CSL.AX CSL</b>										
30/09/2021	308.39	277.55	30.84	13.22						
06/04/2022	335.81	335.81								

23900

**PATAK Provident Fund**  
**Dividend Reconciliation Report**

For The Period 01 July 2021 - 30 June 2022

Date	Net Payment Received	Australian Income			Foreign Income			Withheld		
		Unfranked	Franked	Franking Credits	Foreign Income	Foreign Credits	NZ Credits	TFN Withheld	Non-Resident	LIC Deduction
	644.20	613.36	30.84	13.22						
MFG.AX Magellan										
23/09/2021	1,028.04	257.01	771.03	330.44						
08/03/2022	2,579.64	644.91	1,934.73	829.17						
	3,607.68	901.92	2,705.76	1,159.61						
MOG.AX Macquarie										
02/07/2021	1,296.45	777.87	518.58	222.25						
14/12/2021	1,052.64	631.58	421.06	180.45						
	2,349.09	1,409.45	939.64	402.70						
NAB.AX National Bank										
02/07/2021	1,282.80	0.00	1,282.80	549.77						
15/12/2021	1,432.46	0.00	1,432.46	613.91						
	2,715.26	0.00	2,715.26	1,163.68						
OZL.AX Oz Minerals										
07/09/2021	622.24	0.00	622.24	266.67						
11/03/2022	700.02	0.00	700.02	300.01						
	1,322.26	0.00	1,322.26	566.68						



**PATAK Provident Fund**

**Dividend Reconciliation Report**

For The Period 01 July 2021 - 30 June 2022

Date	Net Payment Received	Australian Income			Foreign Income			Withheld		
		Unfranked	Franked	Franking Credits	Foreign Income	Foreign Credits	NZ Credits	TFN Withheld	Non-Resident	LJC Deduction
21/12/2021	1,212.60	0.00	1,212.60	519.69						
24/06/2022	1,592.71	0.00	1,592.71	682.59						
	2,805.31	0.00	2,805.31	1,202.28						
WES.AX Wesfarmers										
07/10/2021	1,144.80	0.00	1,144.80	490.63						
30/03/2022	1,017.60	0.00	1,017.60	436.11						
	2,162.40	0.00	2,162.40	926.74						
WPL.AX Woodside										
24/09/2021	860.48	0.00	860.48	368.78						
23/03/2022	3,064.94	0.00	3,064.94	1,313.55						
	3,925.42	0.00	3,925.42	1,682.33						
	<b>47,911.72</b>	<b>2,924.73</b>	<b>42,511.60</b>	<b>18,219.27</b>	<b>2,475.39</b>					<b>371.73</b>

**PATAK Provident Fund**  
**Dividend Reconciliation Report**

For The Period 01 July 2021 - 30 June 2022

Date	Net Payment Received	Australian Income			Foreign Income			Withheld		
		Unfranked	Franked	Franking Credits	Foreign Income	Foreign Credits	NZ Credits	TFN Withheld	Non-Resident	LIC Deduction
<b>TOTAL</b>	47,911.72	2,924.73	42,511.60	18,219.27	2,475.39	371.73				

**Tax Return Reconciliation**

	Totals	Tax Return Label
Unfranked	2,924.73	J
Franked Dividends	42,511.60	K
Franking Credits	18,219.27	L



BHP Group Limited  
ABN 49 004 028 077

129358 000 BHP



MR PAUL ANTHONY DWYER &  
MRS AMANDA JANE DWYER  
<PATAK PROVIDENT FUND A/C>  
15 RIVERBANK ROAD  
BAIRNSDALE VIC 3875

### Update Your Details:



[www.computershare.com.au/investor](http://www.computershare.com.au/investor)



(within Australia) 1300 656 780  
(outside Australia) +61 3 9415 4020



Computershare Investor Services Pty Limited  
GPO Box 2975 Melbourne  
Victoria 3001 Australia

### Your Shareholding

SHARE CLASS	HOLDER NUMBER
Ordinary Shares	HIN WITHHELD
TFN/ABN STATUS	DIRECT CREDIT REF NO
Quoted	1217419
RECORD DATE	PAYMENT DATE
3 September 2021	21 September 2021

You must keep this document for your tax records.

## BHP Group Limited Shares

### 384th Dividend Payment - Dividend Statement & Direct Credit Advice

The statement below represents your final dividend for the year ended 30 June 2021. This dividend is paid at the rate of US\$2.00 (equivalent to A\$2.71527000) per share on your holding of fully paid ordinary shares, registered in your name and entitled to participate as at the record date. This dividend has been franked in Australia at a rate of 100% and the company tax rate used to determine the franking credit is 30%. All amounts are in Australian dollars, except where indicated.

Stefanie Wilkinson  
Group Company Secretary

Amount per Security	Number of Securities	Franked Amount	Unfranked Amount	Gross Payment
A\$2.71527000	1,369	A\$3,717.20	A\$0.00	A\$3,717.20
<b>Net Payment</b>				<b>A\$3,717.20</b>
Australian Franking Credit				A\$1,593.09

### Your Payment Instruction

MACQUARIE BANK LTD  
BSB: 182-512  
Account Number: XXXXXXXX36

**Amount Deposited**

**A\$3,717.20**

If payment cannot be made to the above instruction, you will be issued a cheque in the same currency as the Amount Deposited.





BHP Group Limited  
 ABN 49 004 028 077

135453 000 BHP



MR PAUL ANTHONY DWYER &  
 MRS AMANDA JANE DWYER  
 <PATAK PROVIDENT FUND A/C>  
 15 RIVERBANK ROAD  
 BAIRNSDALE VIC 3875

**Update Your Details:**



[www.computershare.com.au/investor](http://www.computershare.com.au/investor)



(within Australia) 1300 656 780  
 (outside Australia) +61 3 9415 4020



Computershare Investor Services Pty Limited  
 GPO Box 2975 Melbourne  
 Victoria 3001 Australia

**Your Shareholding**

SHARE CLASS	HOLDER NUMBER
Ordinary Shares	X 0085173545
TFN/ABN STATUS	DIRECT CREDIT REF NO
Quoted	518608
RECORD DATE	PAYMENT DATE
25 February 2022	28 March 2022

You must keep this document for your tax records.

**BHP Group Limited Shares**

**FY2022 Interim Dividend Payment - Dividend Statement & Direct Credit Advice**

This statement below represents your interim dividend for the half year ended 31 December 2021. This dividend is paid at the rate of US\$1.50 (equivalent to A\$2.08055925) per share on your holding of fully paid ordinary shares, registered in your name and entitled to participate as at the record date. This dividend has been franked in Australia at a rate of 100% and the company tax rate used to determine the franking credit is 30%. All amounts are in Australian dollars, except where indicated.

Amount per Security	Number of Securities	Franked Amount	Unfranked Amount	Gross Payment
A\$2.08055925	1,369	A\$2,848.29	A\$0.00	A\$2,848.29
<b>Net Payment</b>				<b>A\$2,848.29</b>
Australian Franking Credit				A\$1,220.70


**Your Payment Instruction**

MACQUARIE BANK LTD  
 BSB: 182-512  
 Account Number: 967029836

**Amount Deposited**

**A\$2,848.29** ✓

If payment cannot be made to the above instruction, you will be issued with a cheque in the same currency as the Amount Deposited.



BHP Group Limited  
ABN 49 004 028 077

161235 000 BHP



MR PAUL ANTHONY DWYER &  
MRS AMANDA JANE DWYER  
<PATAK PROVIDENT FUND A/C>  
15 RIVERBANK ROAD  
BAIRNSDALE VIC 3875

## Update Your Details:



[www.computershare.com.au/investor](http://www.computershare.com.au/investor)



(within Australia) 1300 503 833  
(international) +61 3 9415 4188



Computershare Investor Services Pty Limited  
GPO Box 2975 Melbourne  
Victoria 3001 Australia

## Your Shareholding

SHARE CLASS	HOLDER NUMBER
Ordinary Shares	HIN WITHHELD
TFN/ABN STATUS	
Quoted	
RECORD DATE	IN SPECIE DIVIDEND DATE
26 May 2022	1 June 2022

You must keep this document for your tax records.

BHP Group Limited

## In Specie Dividend Statement

On 1 June 2022, BHP Group Limited paid an in specie dividend of Woodside Energy Group Ltd shares (**Woodside shares**). The statement below represents the Woodside shares distributed to you or your entitlement to the Woodside shares (if you were a Selling Shareholder or an Ineligible Overseas Shareholder), based on the fully paid ordinary shares in BHP Group Limited registered in your name as at the Record Date. The value of the in specie dividend was based on the closing price of Woodside shares on 31 May 2022 (**Woodside closing price**). This dividend has been franked in Australia at a rate of 100% and the company tax rate used to determine the franking credit is 30%.

The in specie dividend is not a cash payment.

Woodside closing price	Entitlement to Woodside shares*	Franked Amount	Unfranked Amount	Value of in specie dividend
<b>A\$29.76</b>	<b>247</b>	<b>A\$7,350.72</b>	<b>A\$0.00</b>	<b>A\$7,350.72</b>
		Australian Franking Credit		<b>A\$3,150.31</b>

\*BHP shareholders were entitled to receive one Woodside share for every 5.5340 BHP shares. BHP shareholders were entitled to a whole number of Woodside shares, with any entitlement to a fraction of a Woodside share that would have otherwise arisen being rounded down to the nearest whole number.

### Tax information

A general summary of relevant taxation implications, including the tax outcomes of the in specie dividend for BHP shareholders, is outlined in Appendix 1 of the BHP ASX announcement dated 8 April 2022 which can be located at [bhp.com/petroleum](http://bhp.com/petroleum).

As this summary is general in nature, this information does not take into account the individual circumstances of particular holders and does not constitute tax advice. It is intended as a general guide only and holders should seek independent taxation advice on the tax implications based on their own individual circumstances.

For US tax resident shareholders, the market value of the in specie dividend will need to be converted into US dollars. The exchange rate used by BHP to determine the quantum of the in-specie dividend in US\$ was AUD/USD 0.7187.

For UK tax resident shareholders, the market value of the in specie dividend will need to be converted into British Pounds in accordance with a method prescribed for UK tax purposes.

### Sale Facility

If you are a Selling Shareholder or an Ineligible Overseas Shareholder as at the Record Date, you will receive a separate statement for the sale proceeds payable to you as a result of the sale of the Woodside Shares that you were otherwise entitled to being sold under the Sale Facility.

# Payment Advice



**Commonwealth  
Bank**

ABN 48 123 123 124

**All Registry communications to:**  
Commonwealth Bank of Australia  
Locked Bag A14, Sydney South, NSW, 1235  
Telephone: 1800 022 440  
ASX Code: **CBA**  
Email: [cba@linkmarketservices.com.au](mailto:cba@linkmarketservices.com.au)  
Website: [www.linkmarketservices.com.au](http://www.linkmarketservices.com.au)

**COMMONWEALTH BANK OF AUSTRALIA**  
ABN: 48 123 123 124

**MR PAUL ANTHONY DWYER & MRS AMANDA JANE DWYER**  
<PATAK PROVIDENT FUND A/C>  
15 RIVERBANK ROAD  
BAIRNSDALE VIC  
3875

**DIVIDEND STATEMENT**

Reference No.: X\*\*\*\*\*3545  
Payment Date: 29 September 2021  
Record Date: 18 August 2021

Security Description	Dividend Rate per Share	Participating Shares	Unfranked Amount	Franked Amount	Total Payment	Franking Credit
CBA - ORDINARY SHARES	\$2.00	745	\$0.00	\$1,490.00	\$1,490.00	\$638.57

Less Withholding Tax

\$0.00

**Net Amount**

AUD 1,490.00

Represented By:

Direct Credit amount

AUD 1,490.00 ✓

**BANKING INSTRUCTIONS**

The amount of AUD 1,490.00 was deposited to the bank account detailed below:

MACQUARIE BANK

AJ DWYER & PA DWYER ATF PATAK PROVIDENT FUND  
BSB: 182-512 ACC: \*\*\*\*\*9836

DIRECT CREDIT REFERENCE NO.: 1263458610

**FRANKING INFORMATION**

Franked Rate per Share	\$2.00
Franking Percentage	100%
Company Tax Rate	30%

**New Zealand Imputation Credit in NZD**

\$74.50

Attached to this dividend is a New Zealand Imputation Credit of NZ\$0.10 per share. The only Commonwealth Bank shareholders who may obtain benefits from the New Zealand Imputation Credits are New Zealand resident taxpayers who meet certain other requirements. If you require further information, we recommend you talk to your tax advisor or the New Zealand Inland Revenue Department.

For the avoidance of doubt, the offer of the Dividend Reinvestment Plan (DRP) to the public in New Zealand is made in compliance with Australian law and any code, rules or other requirements relating to the offer of the DRP in Australia.

The total amount together with the franking credit (if any) should be disclosed as assessable income in your Australian tax return.

**Note: You may require this statement for taxation purposes. All investors should seek independent advice relevant to their own particular circumstances.**

Please ensure your details are current by viewing and updating via the online service centre.

# Payment Advice



ABN 48 123 123 124

All Registry communications to:  
Commonwealth Bank of Australia  
Locked Bag A14, Sydney South, NSW, 1235  
Telephone: 1800 022 440  
ASX Code: **CBA**  
Email: [cba@linkmarketservices.com.au](mailto:cba@linkmarketservices.com.au)  
Website: [www.linkmarketservices.com.au](http://www.linkmarketservices.com.au)

## COMMONWEALTH BANK OF AUSTRALIA

ABN: 48 123 123 124

MR PAUL ANTHONY DWYER & MRS AMANDA JANE DWYER  
<PATAK PROVIDENT FUND A/C>  
15 RIVERBANK ROAD  
BAIRNSDALE VIC  
3875

## DIVIDEND STATEMENT

Reference No.: X\*\*\*\*\*3545  
Payment Date: 30 March 2022  
Record Date: 17 February 2022

Security Description	Dividend Rate per Share	Participating Shares	Unfranked Amount	Franked Amount	Total Payment	Franking Credit
CBA - ORDINARY SHARES	\$1.75	745	\$0.00	\$1,303.75	\$1,303.75	\$558.75
				Less Withholding Tax	\$0.00	
				<b>Net Amount</b>	AUD 1,303.75	
				Represented By:		
				Direct Credit amount	AUD 1,303.75	

## BANKING INSTRUCTIONS

The amount of AUD 1,303.75 was deposited to the bank account detailed below:

MACQUARIE BANK

AJ DWYER & PA DWYER ATF PATAK PROVIDENT FUND  
BSB: 182-512 ACC: \*\*\*\*\*9836

DIRECT CREDIT REFERENCE NO.: 1272179678

## FRANKING INFORMATION

Franked Rate per Share \$1.75  
Franking Percentage 100%  
Company Tax Rate 30%

## New Zealand Imputation Credit in NZD

\$74.50

Attached to this dividend is a New Zealand Imputation Credit of NZ\$0.10 per share. The only Commonwealth Bank shareholders who may obtain benefits from the New Zealand Imputation Credits are New Zealand resident taxpayers who meet certain other requirements. If you require further information, we recommend you talk to your tax advisor or the New Zealand Inland Revenue Department.

For the avoidance of doubt, the offer of the Dividend Reinvestment Plan (DRP) to the public in New Zealand is made in compliance with Australian law and any code, rules or other requirements relating to the offer of the DRP in Australia.

The total amount together with the franking credit (if any) should be disclosed as assessable income in your Australian tax return.

**Note: You may require this statement for taxation purposes. All investors should seek independent advice relevant to their own particular circumstances.**

Please ensure your details are current by viewing and updating via the online service centre.



1- 104827 000 COL



MR PAUL ANTHONY DWYER &  
MRS AMANDA JANE DWYER  
<PATAK PROVIDENT FUND A/C>  
15 RIVERBANK ROAD  
BAIRNSDALE VIC 3875

### Update your information:



Online:  
[www.computershare.com.au/easyupdate/COL](http://www.computershare.com.au/easyupdate/COL)



By Mail:  
Computershare Investor Services Pty Limited  
GPO Box 2975 Melbourne  
Victoria 3001 Australia

### Enquiries:



Phone:  
(within Australia) 1300 171 785  
(outside Australia) +61 3 9415 4078

### Holder Identification Number (HIN)

X 0085173545

ASX Code	COL
TFN/ABN Status	Quoted
Record Date	27 August 2021
Payment Date	28 September 2021
Direct Credit Ref. No.	1189475

## Dividend Statement — Final Dividend

The statement below represents your final dividend for the year ended 27 June 2021.

The final dividend of 28 cents per share is payable on ordinary shares registered in your name and entitled to participate as at the Record Date 27 August 2021. For income tax purposes the dividend is fully franked (100 per cent) at the tax rate of 30 per cent.

Class Description	Amount per Security	Number of Securities	Franked Amount	Unfranked Amount	Gross Payment
Ordinary shares	A\$0.28	3,177	A\$889.56	A\$0.00	A\$889.56
<b>Net Payment</b>					<b>A\$889.56</b>
Franking Credit					A\$381.24

### Important Notes

- You should retain this statement to assist you in preparing your tax return.
- Non-resident shareholders - the franked amount is not subject to withholding tax. As there is no unfranked amount, there is no withholding tax on this dividend.

## Your Payment Instruction

MACQUARIE BANK LTD	
BSB	182-512
Account number	967029836
<b>Amount Deposited</b>	<b>A\$889.56</b> ✓



104579 000 COL



MR PAUL ANTHONY DWYER &  
MRS AMANDA JANE DWYER  
<PATAK PROVIDENT FUND A/C>  
15 RIVERBANK ROAD  
BAIRNSDALE VIC 3875

### Update your information:



Online:  
[www.computershare.com.au/easyupdate/COL](http://www.computershare.com.au/easyupdate/COL)



By Mail:  
Computershare Investor Services Pty Limited  
GPO Box 2975 Melbourne  
Victoria 3001 Australia

### Enquiries:



Phone:  
(within Australia) 1300 171 785  
(outside Australia) +61 3 9415 4078

### Holder Identification Number (HIN)

HIN WITHHELD

ASX Code	COL
TFN/ABN Status	Quoted
Record Date	4 March 2022
Payment Date	31 March 2022
Direct Credit Ref. No.	1177673

## Dividend Statement — Interim Dividend

The statement below represents your interim dividend for the half-year ended 2 January 2022.

The interim dividend of 33 cents per share is payable on ordinary shares registered in your name and entitled to participate as at the Record Date 4 March 2022. For income tax purposes the dividend is fully franked (100 per cent) at the tax rate of 30 per cent.

Class Description	Amount per Security	Number of Securities	Franked Amount	Unfranked Amount	Gross Payment
Ordinary shares	A\$0.33	3,177	A\$1,048.41	A\$0.00	A\$1,048.41
<b>Net Payment</b>					<b>A\$1,048.41</b>
Franking Credit					A\$449.32

### Important Notes

- You should retain this statement to assist you in preparing your tax return.
- Non-resident shareholders - the franked amount is not subject to withholding tax. As there is no unfranked amount, there is no withholding tax on this dividend.

## Your Payment Instruction

MACQUARIE BANK LTD	
BSB	182-512
Account number	XXXXXXXX36
<b>Amount Deposited</b>	<b>A\$1,048.41</b> ✓



CSL LIMITED  
 ABN 99 051 588 348

**Update your information:**

**Online:**  
[www.computershare.com.au/easyupdate/CSL](http://www.computershare.com.au/easyupdate/CSL)

**By Mail:**  
 Computershare Investor Services Pty Limited  
 GPO Box 2975 Melbourne  
 Victoria 3001 Australia

**Enquiries:**

(within Australia) 1800 646 882  
 (international) +61 3 9415 4178

**Securityholder Reference Number**

**X 0085173545**

Payment Date 30 September 2021  
 Record Date 3 September 2021  
 TFN/ABN Status Quoted  
 Direct Credit Reference No. 1084688  
 Calculations are in US Dollars  
 This payment is in Australian Dollars

┌ 064757 000 CSL



MR PAUL ANTHONY DWYER &  
 MRS AMANDA JANE DWYER  
 <PATAK PROVIDENT FUND A/C>  
 15 RIVERBANK ROAD  
 BAIRNSDALE VIC 3875

**NOTIFICATION OF THE FINAL DIVIDEND FOR THE YEAR ENDED 30 JUNE 2021**

Dear Shareholder,

We are pleased to provide you with payment of the final dividend of US\$1.18 per share. This dividend is paid on the shares registered in your name and entitled to participate as at the record date.

This dividend is franked at the rate of 10% (US\$0.118) and the company tax rate used to determine the franking credit is 30%. This means the remaining 90% of the dividend is unfranked (US\$1.062). Non-resident withholding tax is not payable on the unfranked component of the dividend as it consists entirely of Conduit Foreign Income.

For Australian resident shareholders, we have indicated whether or not your tax file number or ABN has been received and recorded as at the record date.

This dividend is converted to AU currency at the rate of US\$1.00 =AU\$1.347164

Yours sincerely  
 Fiona Mead  
 Company Secretary

FINAL DIVIDEND	RATE	NO. OF SHARES	UNFRANKED AMOUNT	FRANKED AMOUNT	FRANKING CREDIT
Ordinary Shares	US\$1.18	194	US\$206.03	US\$22.89	US\$9.81



**Important Notes:**

- You should retain this statement to assist you in preparing your tax return.
- The dividend amounts, franking credits and any withholding tax, where applicable, are in US Dollars. For Australian income tax reporting purposes you will need to convert these amounts to Australian Dollars using the conversion rate of US\$1.00 = AU\$1.347164.

<b>NET DIVIDEND PAYMENT</b>	<b>US\$228.92</b>
<b>CONVERTED NET PAYMENT</b>	<b>AU\$308.39</b>

277894\_02\_V6

**BANKING INSTRUCTIONS**

MACQUARIE BANK LTD  
 BSB: 182-512 ACCOUNT NUMBER: 967029836

IF PAYMENT CANNOT BE MADE TO THE ABOVE ACCOUNT, THE DIVIDEND AMOUNT WILL BE WITHHELD PENDING RECEIPT OF YOUR VALID DIRECT CREDIT INSTRUCTIONS.

**Easy Update**

[www.computershare.com.au/easyupdate/CSL](http://www.computershare.com.au/easyupdate/CSL)

- Review & update your securityholding
- Review & update your direct credit instructions
- Supply your Tax File Number

**Your secure access information is:**

**SRN/HIN: X 0085173545**

**PLEASE NOTE:** For security reasons it is important that you keep your SRN/HIN confidential.



CSL LIMITED  
ABN 99 051 588 348

071822 000 CSL



MR PAUL ANTHONY DWYER &  
MRS AMANDA JANE DWYER  
<PATAK PROVIDENT FUND A/C>  
15 RIVERBANK ROAD  
BAIRNSDALE VIC 3875

**Update your information:**

**Online:**  
www.computershare.com.au/easyupdate/CSL

**By Mail:**  
Computershare Investor Services Pty Limited  
GPO Box 2975 Melbourne  
Victoria 3001 Australia

**Enquiries:**

(within Australia) 1800 646 882  
(international) +61 3 9415 4178

**Holder Identification Number (HIN)**

**HIN WITHHELD**

Payment Date 6 April 2022  
Record Date 8 March 2022  
TFN/ABN Status Quoted  
Direct Credit Reference No. 984825

Calculations are in US Dollars  
This payment is in Australian Dollars

**NOTIFICATION OF THE INTERIM DIVIDEND FOR THE HALF YEAR ENDED 31 DECEMBER 2021**

Dear Shareholder,

We are pleased to provide you with payment of the interim dividend of US\$1.04 per share. This dividend is 100% unfranked and paid on the shares registered in your name and entitled to participate as at the record date.

Non-resident withholding tax is not payable on the unfranked component of the dividend as it consists entirely of Conduit Foreign Income.

For Australian resident shareholders, we have indicated whether or not your tax file number or ABN has been received and recorded as at the record date.

This dividend is converted to AU currency at the rate of US\$1.00 = AU\$1.368176.

Yours sincerely  
Fiona Mead  
Company Secretary

INTERIM DIVIDEND	RATE	NO. OF SHARES	UNFRANKED AMOUNT	FRANKED AMOUNT	FRANKING CREDIT
Ordinary Shares	US\$1.04	236	US\$245.44	US\$0.00	US\$0.00



**Important Notes:**

- You should retain this statement to assist you in preparing your tax return.
- The dividend amounts, franking credits and any withholding tax, where applicable, are in US Dollars. For Australian income tax reporting purposes you will need to convert these amounts to Australian Dollars using the conversion rate of US\$1.00 = AU\$1.368176.

<b>NET DIVIDEND PAYMENT</b>	US\$245.44
<b>CONVERTED NET PAYMENT</b>	AU\$335.81 ✓

284286\_02\_V3

**BANKING INSTRUCTIONS**

MACQUARIE BANK LTD  
BSB: 182-512 ACCOUNT NUMBER: XXXXXX36

IF PAYMENT CANNOT BE MADE TO THE ABOVE ACCOUNT, THE DIVIDEND AMOUNT WILL BE WITHHELD PENDING RECEIPT OF YOUR VALID DIRECT CREDIT INSTRUCTIONS.

**Easy Update**

[www.computershare.com.au/easyupdate/CSL](http://www.computershare.com.au/easyupdate/CSL)

- Review & update your securityholding
- Review & update your direct credit instructions
- Supply your Tax File Number

**Your secure access information is:**

SRN/HIN: HIN WITHHELD

**PLEASE NOTE:** For security reasons it is important that you keep your SRN/HIN confidential.





034\_12258\_11481

MR PAUL ANTHONY DWYER &  
MRS AMANDA JANE DWYER  
<PATAK PROVIDENT FUND A/C>  
15 RIVERBANK ROAD  
BAIRNSDALE VIC 3875

**Reference Number:** S00115228684  
**TFN/ABN Status:** Quoted  
**Subregister:** CHES  
**Record Date:** 24/08/2021  
**Payment Date:** 23/09/2021

## Dividend Statement

**Payment Description:** Final Dividend for period ended 30 June 2021

**Security Class:** Fully Paid Ordinary Shares

**ASX Code:** MFG

Number of shares held at Record Date	Dividend Rate per share	Gross Dividend (AUD)	Withholding Tax <sup>1</sup> (AUD)	Net Dividend (AUD)	Franked Amount <sup>2</sup> (AUD)	Unfranked Amount <sup>3</sup> (AUD)	Franking Credit <sup>2</sup> (AUD)
901	114.1 cents	\$1,028.04	Nil	\$1,028.04	\$771.03	\$257.01	\$330.44

A partially franked total dividend of 114.1 cents per share comprising a Final Dividend of 102.6 cents per share and a Performance Fee Dividend of 11.5 cents per share.

- This withholding tax applies to you if the dividend amount is partially or totally unfranked and you are a:
  - resident of Australia and your TFN or ABN has not been recorded by the share registry. TFN withholding tax is deducted from the gross unfranked portion of the dividend at the highest marginal tax rate applying to personal income; or
  - non-resident of Australia. Non-resident withholding tax (30%) is deducted from the gross unfranked portion of the dividend unless you are a resident of a country which has entered into a Double Taxation Agreement with Australia. In that case a lower rate (generally 15%) may apply.
- This dividend is 75% franked and the franking credit has been calculated at the rate of 30%.
- The unfranked portion of this dividend excludes Conduit Foreign Income, therefore non-resident tax is applicable.

To update your TFN, bank account and other details, please log onto [www.investorserve.com.au](http://www.investorserve.com.au), call Boardroom Pty Limited on 1300 005 016 (within Australia), or call +61 2 9290 9600 (outside Australia) or email [magellan@boardroomlimited.com.au](mailto:magellan@boardroomlimited.com.au).

## Direct Credit Instruction

The total net payment has been paid in accordance with your instructions as shown below:

<b>Bank Domicile:</b>	AUS	<b>Receipt Currency:</b>	AUD
<b>Bank Account Type:</b>	Domestic	<b>Amount Deposited:</b>	1,028.04 ✓
<b>Bank Code:</b>	182-512		
<b>Account Number:</b>	*****836		
<b>Account Name:</b>	AMANDA JANE DWYER & PAUL ANTHONY DWYER ATF PATAK PROVIDENT FUND		
<b>Exchange Rate:</b>	N/A		

Please check the above details are correct and the payment has been credited to your account.

Please retain this statement for taxation purposes

All correspondence to:

**BoardRoom**  
Smart Business Solutions

Boardroom Pty Limited  
ABN 14 003 209 836  
GPO Box 3993  
Sydney NSW 2001

Tel: 1300 005 016 (within Australia)  
Tel: +61 2 9290 9600 (outside Australia)  
Fax: +61 2 9279 0664

www.boardroomlimited.com.au  
magellan@boardroomlimited.com.au



034\_13138\_17355

MR PAUL ANTHONY DWYER &  
MRS AMANDA JANE DWYER  
<PATAK PROVIDENT FUND A/C>  
15 RIVERBANK ROAD  
BAIRNSDALE VIC 3875

**Reference Number:** S00115228684  
**TFN/ABN Status:** Quoted  
**Subregister:** CHES  
**Record Date:** 24/02/2022  
**Payment Date:** 08/03/2022

## Dividend Statement

**Payment Description:** Interim Dividend for period ended 31 December 2021

**Security Class:** Fully Paid Ordinary Shares

**ASX Code:** MFG

Number of shares held at Record Date	Dividend Rate per share	Gross Dividend (AUD)	Withholding Tax <sup>1</sup> (AUD)	Net Dividend (AUD)	Franked Amount <sup>2</sup> (AUD)	Unfranked Amount <sup>3</sup> (AUD)	Franking Credit <sup>2</sup> (AUD)
2,343	110.1 cents	\$2,579.64	Nil	\$2,579.64	\$1,934.73	\$644.91	\$829.17

- This withholding tax applies to you if the dividend amount is partially or totally unfranked and you are a:
  - resident of Australia and your TFN or ABN has not been recorded by the share registry. TFN withholding tax is deducted from the gross unfranked portion of the dividend at the highest marginal tax rate applying to personal income; or
  - non-resident of Australia. Non-resident withholding tax (30%) is deducted from the gross unfranked portion of the dividend unless you are a resident of a country which has entered into a Double Taxation Agreement with Australia. In that case a lower rate (generally 15%) may apply.
- This dividend is 75% franked and the franking credit has been calculated at the rate of 30%.
- The unfranked portion of this dividend excludes Conduit Foreign Income, therefore non-resident tax is applicable.

To update your TFN, bank account and other details, please log onto [www.investorserve.com.au](http://www.investorserve.com.au), call Boardroom Pty Limited on 1300 005 016 (within Australia), or call +61 2 9290 9600 (outside Australia) or email [magellan@boardroomlimited.com.au](mailto:magellan@boardroomlimited.com.au).

## Direct Credit Instruction

The total net payment has been paid in accordance with your instructions as shown below:

<b>Bank Domicile:</b>	AUS	<b>Receipt Currency:</b>	AUD
<b>Bank Account Type:</b>	Domestic	<b>Amount Deposited:</b>	2,579.64 ✓
<b>Bank Code:</b>	182-512		
<b>Account Number:</b>	*****836		
<b>Account Name:</b>	AMANDA JANE DWYER & PAUL ANTHONY DWYER ATF PATAK PROVIDENT FUND		
<b>Exchange Rate:</b>	N/A		

Please check the above details are correct and the payment has been credited to your account.

Please retain this statement for taxation purposes

PLEASE SEE OVERLEAF FOR IMPORTANT INFORMATION ON RECEIVING ELECTRONIC CHES STATEMENTS

S00115228684



**Macquarie Group Limited**  
 ABN 94 122 169 279

All Registry communications to:  
 Link Market Services Limited  
 Locked Bag A14  
 Sydney South NSW 1235 Australia  
 Telephone: +61 1300 554 096  
 Email: macquarie@linkmarketservices.com.au  
 Website: www.linkmarketservices.com.au



034 051090

MR PAUL ANTHONY DWYER &  
 MRS AMANDA JANE DWYER  
 <PATAK PROVIDENT FUND A/C>  
 15 RIVERBANK ROAD  
 BAIRNSDALE VIC 3875

**Dividend Statement**

**ASX Code:** MQG  
**Payment date:** 2 July 2021  
**Record date:** 18 May 2021  
**SRN/HIN:** X\*\*\*\*\*3545  
**TFN/ABN Status:** Quoted

Dear Shareholder,

This dividend statement is for your Macquarie Group Limited final ordinary dividend for the year ended 31 March 2021.

This dividend is franked at 40% at the Australian corporate tax rate of 30%. Macquarie Group Limited declares the whole of the unfranked amount to be conduit foreign income.

Description	Dividend Rate per share \$	Shares Held	Unfranked Amount \$	Franked Amount \$	Gross Amount \$	Franking Credits \$
Ordinary Shares	3.35	387	777.87	518.58	1,296.45	222.25

**DIVIDEND REMITTED TO:**

MACQUARIE BANK  
 1 SHELLEY STREET  
 SYDNEY NSW 2000  
 BSB: \*\*\*-512  
 ACC: \*\*\*\*\*9836  
 Account Name: AMANDA JANE DWYER & PAUL ANTHONY DWYER ATF PATAK P  
 Direct Credit Reference No.: 001261032970

**Amount Deposited**  
 \$1,296.45 ✓

**IMPORTANT INFORMATION**

See overleaf for instructions on how to update your details online.

**This statement contains important information to assist you in preparing any tax returns you may be required to lodge. Please retain this statement for taxation purposes as a charge may be levied for replacement.**



Macquarie Group Limited  
ABN 94 122 169 279

MACQUARIE

All Registry communications to:  
Link Market Services Limited  
Locked Bag A14  
Sydney South NSW 1235 Australia  
Telephone: +61 1300 554 096  
Email: macquarie@linkmarketservices.com.au  
Website: www.linkmarketservices.com.au



034 056742

MR PAUL ANTHONY DWYER &  
MRS AMANDA JANE DWYER  
<PATAK PROVIDENT FUND A/C>  
15 RIVERBANK ROAD  
BAIRNSDALE VIC 3875

## Dividend Statement

ASX Code: MQG  
Payment Date: 14 December 2021  
Record Date: 9 November 2021  
SRN/HIN: X\*\*\*\*\*3545  
TFN/ABN Status: Quoted

Dear Shareholder,

This dividend statement is for your Macquarie Group Limited interim ordinary dividend for the six months ended 30 September 2021. This dividend is franked at 40% at the Australian corporate tax rate of 30%. Macquarie Group Limited declares the whole of the unfranked amount to be conduit foreign income.

Description	Dividend Rate per share \$	Shares Held	Unfranked Amount \$	Franked Amount \$	Gross Amount \$	Franking Credits \$
Ordinary Shares	2.72	387	631.58	421.06	1,052.64	180.45

### DIVIDEND REMITTED TO:

MACQUARIE BANK  
1 SHELLEY STREET  
SYDNEY NSW 2000  
BSB: \*\*\*-512  
ACC: \*\*\*\*\*9836

Account Name: AMANDA JANE DWYER & PAUL ANTHONY DWYER ATF PATAK P  
Direct Credit Reference No.: 001269870745

Amount Deposited  
\$1,052.64 ✓

### IMPORTANT INFORMATION

See overleaf for instructions on how to update your details online.

This statement contains important information to assist you in preparing any tax returns you may be required to lodge. Please retain this statement for taxation purposes as a charge may be levied for replacement.



## 2021 Interim Dividend Statement

127002 000 NAB



MR PAUL ANTHONY DWYER &  
MRS AMANDA JANE DWYER  
<PATAK PROVIDENT FUND A/C>  
15 RIVERBANK ROAD  
BAIRNSDALE VIC 3875

### Contact our Share Registry

[www.investorcentre.com/au](http://www.investorcentre.com/au)

(in Australia) 1300 367 647  
(outside Australia) +61 3 9415 4299

### Holder Identification Number (HIN)

HIN WITHHELD

### Summary of key information

Payment Date 2 July 2021  
Record Date 14 May 2021  
TFN/ABN status Quoted  
ASX code NAB  
Direct Credit Reference No. 1207442

## Interim Dividend for the year ending 30 September 2021

The dividend is 100% franked at the relevant Australian Corporate Tax Rate of 30%.

Ordinary Shares	Dividend Rate per Share	Unfranked Amount	Franked Amount	Franking Credit	Dividend Summary
2,138	60 cents	\$0.00	\$1,282.80	\$549.77	2,138 shares x 60 cents = \$1,282.80

### Payment details

The cash dividend amount of \$1,282.80 has been credited to:

MACQUARIE BANK LTD  
BSB: 182-512 ACC: \*\*\*\*\*9836

### Tax information

#### Australian resident shareholders

**Franked Amount:** This should be included in your assessable income.

**Franking Credit:** This may also need to be included in your assessable income.

This amount may be available as a tax offset to reduce your income tax liability.

If you are unsure of the tax treatment of your dividend, please contact your accountant or taxation adviser.

**Dividend Amount** **\$1,282.80** ✓



## 2021 Final Dividend Statement

124377 000 NAB



MR PAUL ANTHONY DWYER &  
MRS AMANDA JANE DWYER  
<PATAK PROVIDENT FUND A/C>  
15 RIVERBANK ROAD  
BAIRNSDALE VIC 3875

### Contact our Share Registry

www.investorcentre.com/au

(in Australia) 1300 367 647  
(outside Australia) +61 3 9415 4299

### Holder Identification Number (HIN)

HIN WITHHELD

### Summary of key information

Payment Date 15 December 2021  
Record Date 16 November 2021  
TFN/ABN status Quoted  
ASX code NAB  
Direct Credit Reference No. 688286

## Final Dividend for the year ended 30 September 2021

The dividend is 100% franked at the relevant Australian Corporate Tax Rate of 30%.

Ordinary Shares	Dividend Rate per Share	Unfranked Amount	Franked Amount	Franking Credit	Dividend Summary
2,138	67 cents	\$0.00	\$1,432.46	\$613.91	2,138 shares x 67 cents = \$1,432.46 ✓

## Payment details

The cash dividend amount of \$1,432.46 has been credited to:

MACQUARIE BANK LTD  
BSB: 182-512 ACC: \*\*\*\*\*9836

## Tax information

### Australian resident shareholders

**Franked Amount:** This should be included in your assessable income.

**Franking Credit:** This may also need to be included in your assessable income. This amount may be available as a tax offset to reduce your income tax liability.

### New Zealand tax resident shareholders

New Zealand tax law requires us to notify shareholders that New Zealand imputation credits have been attached to this dividend at a rate of NZ\$0.01 per share. These credits are only relevant for shareholders required to file a New Zealand income tax return.

The aggregate of the dividend amount together with the attached New Zealand imputation credits is NZ\$1,504.98.

If you are unsure of the tax treatment of your dividend, please contact your accountant or taxation adviser.

**Dividend Amount \$1,432.46 ✓**

# Payment Advice



**All Registry communications to:**  
C/- Link Market Services Limited  
Locked Bag A14, Sydney South, NSW, 1235  
Telephone: 1300 554 474  
ASX Code: **OZL**  
Email: [registrars@linkmarketservices.com.au](mailto:registrars@linkmarketservices.com.au)  
Website: [www.lnkmarketservices.com.au](http://www.lnkmarketservices.com.au)

## OZ MINERALS LIMITED

ABN: 40 005 482 824

MR PAUL ANTHONY DWYER & MRS AMANDA JANE DWYER  
<PATAK PROVIDENT FUND A/C>  
15 RIVERBANK ROAD  
BAIRNSDALE VIC  
3875

## DIVIDEND STATEMENT

Reference No.: X\*\*\*\*\*3545  
Payment Date: 07 September 2021  
Record Date: 24 August 2021

Security Description	Dividend Rate per Share	Participating Shares	Unfranked Amount	Franked Amount	Total Payment	Franking Credit
OZL - FULLY PAID ORDINARY	\$0.16	3,889	\$0.00	\$622.24	\$622.24	\$266.67
			Less Withholding Tax		\$0.00	
			<b>Net Amount</b>		AUD 622.24	
			Represented By:			
			Direct Credit amount		AUD 622.24	

## BANKING INSTRUCTIONS

The amount of AUD 622.24 was deposited to the bank account detailed below:

MACQUARIE BANK

AJ DWYER & PA DWYER ATF PATAK PROVIDENT FUND  
BSB: 182-512 ACC: \*\*\*\*\*9836

DIRECT CREDIT REFERENCE NO.: 1263849038

## FRANKING INFORMATION

Franked Rate per Share	\$0.16
Franking Percentage	100%
Company Tax Rate	30%

The total amount together with the franking credit (if any) should be disclosed as assessable income in your Australian tax return.

**Note: You may require this statement for taxation purposes. All investors should seek independent advice relevant to their own particular circumstances.**

Please ensure your details are current by viewing and updating via the online service centre.





Rio Tinto Limited  
ABN 96 004 458 404

034153 000 RIO



MR PAUL ANTHONY DWYER &  
MRS AMANDA JANE DWYER  
<PATAK PROVIDENT FUND A/C>  
15 RIVERBANK ROAD  
BAIRNSDALE VIC 3875

## Dividend Statement

Holder Identification Number	HIN WITHHELD
Record Date	13 August 2021
Payable Date	23 September 2021
Half Year Ended	30 June 2021
Tax File Number	Quoted

Shareholder helpline number: 1800 813 292  
New Zealand holders: 0800 450 740  
International shareholders: +61 (3) 9415 4030  
[www.investorcentre.com/rio](http://www.investorcentre.com/rio)  
Computershare Investor Services Pty Ltd, GPO Box 2975, Melbourne VIC 3001 Australia

## Dividend advice - Interim and special dividends for the half year ended 30 June 2021

Dear shareholder,

On 28 July 2021 Rio Tinto declared a 2021 interim dividend of 509.42 Australian cents per share (equivalent to 376.00 US cents), and a special dividend of 250.64 Australian cents per share (equivalent to 185.00 US cents). A payment has been made to your nominated bank account in accordance with your details shown below.

These dividends are payable on ordinary shares registered in your name and entitled to participate as at the record date of 13 August 2021. For income tax purposes these dividends are both fully franked (100 per cent) at the tax rate of 30 per cent.

Payment Type	AUD Dividend Rate Per Share	Shareholding	AUD Franked Dividend Payable	AUD Unfranked Dividend Payable	AUD Franking Credits	Gross Payment
Interim	509.42 cents	510	\$2,598.04	\$0.00	\$1,113.45	\$2,598.04
Special	250.64 cents	510	\$1,278.26	\$0.00	\$547.83	\$1,278.26
AUD Tax Withheld						\$0.00
AUD Dividend Amount						\$3,876.30 ✓

Yours sincerely

Tim Paine  
Joint Company Secretary

**BANKING INSTRUCTION**  
MACQUARIE BANK LTD  
BSB: 182-512 ACC: XXXXXX36

Date Payable: 23 September 2021  
Payment Amount: \$3,876.30

Please retain this dividend statement for your records.

Manage your holdings online: Register at [www.investorcentre.com/rio](http://www.investorcentre.com/rio)

Elect direct credit payment and electronic communications at Investor Centre, our free self-service website is available 24/7. Manage your shareholdings online, the easy way!

View any outstanding payments



Change payment options



Switch to ecommunications



View your Shareholding



Change your address



Update your TFN



# RioTinto

Rio Tinto Limited  
ABN 96 004 458 404

037069 000 RIO



MR PAUL ANTHONY DWYER &  
MRS AMANDA JANE DWYER  
<PATAK PROVIDENT FUND A/C>  
15 RIVERBANK ROAD  
BAIRNSDALE VIC 3875

## Dividend Statement

Holder Identification Number	HIN WITHHELD
Record Date	11 March 2022
Payable Date	21 April 2022
Year Ended	31 December 2021
Tax File Number	Quoted

Shareholder helpline number: 1800 813 292  
New Zealand holders: 0800 450 740  
International shareholders: +61 (3) 9415 4030  
www.investorcentre.com/rio  
Computershare Investor Services Pty Ltd, GPO Box 2975, Melbourne VIC 3001 Australia

## Dividend advice - Final and special dividends for the year ended 31 December 2021

Dear shareholder,

On 23 February 2022 Rio Tinto declared a 2021 final dividend of 577.04 Australian cents per share (equivalent to 417.00 US cents), and a special dividend of 85.80 Australian cents per share (equivalent to 62.00 US cents). A payment has been made to your nominated bank account in accordance with your details shown below.

These dividends are payable on ordinary shares registered in your name and entitled to participate as at the record date of 11 March 2022. For income tax purposes these dividends are both fully franked (100 per cent) at the tax rate of 30 per cent.

Payment Type	AUD Dividend Rate Per Share	Shareholding	AUD Franked Dividend Payable	AUD Unfranked Dividend Payable	AUD Franking Credits	Gross Payment
Final	577.04 cents	510	\$2,942.90	\$0.00	\$1,261.24	\$2,942.90
Special	85.80 cents	510	\$437.58	\$0.00	\$187.53	\$437.58
AUD Tax Withheld						\$0.00
AUD Dividend Amount						\$3,380.48

Yours sincerely

Tim Paine  
Joint Company Secretary

**BANKING INSTRUCTION**  
MACQUARIE BANK LTD  
BSB: 182-512 ACC: XXXXXX36

Date Payable: 21 April 2022  
Payment Amount: \$3,380.48

Please retain this dividend statement for your records.

Manage your holdings online: Register at [www.investorcentre.com/rio](http://www.investorcentre.com/rio)

Select direct credit payment and electronic communications at Investor Centre, our free self-service website is available 24/7. Manage your shareholdings online, the easy way!

View any outstanding payments



Change payment options



Switch to ecommunications



View your Shareholding



Change your address



Update your TFN





### Update your information:

 **Online:**  
[www.investorcentre.com/au/contact](http://www.investorcentre.com/au/contact)

 **By Mail:**  
Computershare Investor Services Pty Limited  
GPO Box 2975 Melbourne  
Victoria 3001 Australia

### Enquiries:

(within Australia) 1300 850 505  
(international) +61 3 9415 4000

### Holder Identification Number (HIN)

**X 0085173545**

ASX Code RMD  
Record Date 19 August 2021  
Payment Date 23 September 2021  
Direct Credit Reference No. 847848

013970 034 RMD



MR PAUL ANTHONY DWYER &  
MRS AMANDA JANE DWYER  
<PATAK PROVIDENT FUND A/C>  
15 RIVERBANK ROAD  
BAIRNSDALE VIC 3875

## 2021 September Quarter Dividend

Dear Shareholder,

The payment below represents a quarterly dividend and is paid at a rate of US\$0.042 per fully paid CDI registered in your name as at the record date of 19 August 2021. Holders of CDIs receive an Australian dollar amount equivalent to US\$0.42 per US common stock, based on the USD:AUD exchange rate on the record date (US\$0.7148 = AU\$1.00) and reflecting the 10:1 ratio between CDIs and US common stock.

Class Description	Amount per Security	Number of Securities	Total Payment
CDI	US\$0.042	1,837	US\$77.15
		<b>Non-Resident Withholding Tax</b>	<b>US\$11.57</b>
		<b>Net Payment</b>	<b>US\$65.58</b>
		<b>Converted Net Payment</b>	<b>AU\$91.75</b>

To assist with our commitment to the environment, we encourage you to update your preferences to receive all forms of communication via email.

A reduced withholding tax treaty rate of 15% has been claimed and applied to the dividend payment.

**Note:** You should retain this statement to assist you in preparing your tax return.

## Your Payment Instruction

MACQUARIE BANK LTD  
BSB: 182-512  
Account Number: 967029836

Amount Deposited

**AU\$91.75** ✓



### Update your information:

 **Online:**  
[www.investorcentre.com/au/contact](http://www.investorcentre.com/au/contact)

 **By Mail:**  
Computershare Investor Services Pty Limited  
GPO Box 2975 Melbourne  
Victoria 3001 Australia

### Enquiries:

(within Australia) 1300 850 505  
(international) +61 3 9415 4000

### Holder Identification Number (HIN)

**X 0085173545**

ASX Code	RMD
Record Date	11 November 2021
Payment Date	16 December 2021
Direct Credit Reference No.	847708

014036 034 RMD



MR PAUL ANTHONY DWYER &  
MRS AMANDA JANE DWYER  
<PATAK PROVIDENT FUND A/C>  
15 RIVERBANK ROAD  
BAIRNSDALE VIC 3875

## 2021 December Quarter Dividend

Dear Shareholder,

The payment below represents a quarterly dividend and is paid at a rate of US\$0.042 per fully paid CDI registered in your name as at the record date of 11 November 2021. Holders of CDIs receive an Australian dollar amount equivalent to US\$0.42 per US common stock, based on the USD:AUD exchange rate on the record date (US\$0.7294 = AU\$1.00) and reflecting the 10:1 ratio between CDIs and US common stock.

Class Description	Amount per Security	Number of Securities	Total Payment
CDI	US\$0.042	1,837	US\$77.15
		<b>Non-Resident Withholding Tax</b>	<b>US\$11.57</b>
		<b>Net Payment</b>	<b>US\$65.58</b>
		<b>Converted Net Payment</b>	<b>AU\$89.91</b>

To assist with our commitment to the environment, we encourage you to update your preferences to receive all forms of communication via email.

A reduced withholding tax treaty rate of 15% has been claimed and applied to the dividend payment.

**Note:** You should retain this statement to assist you in preparing your tax return.

## Your Payment Instruction

MACQUARIE BANK LTD  
BSB: 182-512  
Account Number: 967029836

Amount Deposited

**AU\$89.91** ✓



Update your information:

Online: www.investorcentre.com/au/contact

By Mail: Computershare Investor Services Pty Limited
GPO Box 2975 Melbourne
Victoria 3001 Australia

Enquiries:

(within Australia) 1300 850 505
(international) +61 3 9415 4000

Holder Identification Number (HIN)

X 0085173545

ASX Code RMD
Record Date 10 February 2022
Payment Date 17 March 2022
Direct Credit Reference No. 846989

014161 034 RMD



MR PAUL ANTHONY DWYER &
MRS AMANDA JANE DWYER
<PATAK PROVIDENT FUND A/C>
15 RIVERBANK ROAD
BAIRNSDALE VIC 3875

2022 March Quarter Dividend

Dear Shareholder,

The payment below represents a quarterly dividend and is paid at a rate of US\$0.042 per fully paid CDI registered in your name as at the record date of 10 February 2022. Holders of CDIs receive an Australian dollar amount equivalent to US\$0.42 per US common stock, based on the USD:AUD exchange rate on the record date (US\$0.7166 = AU\$1.00) and reflecting the 10:1 ratio between CDIs and US common stock.

Table with 4 columns: Class Description, Amount per Security, Number of Securities, Total Payment. Rows include CDI, Non-Resident Withholding Tax, Net Payment, and Converted Net Payment.

To assist with our commitment to the environment, we encourage you to update your preferences to receive all forms of communication via email.

A reduced withholding tax treaty rate of 15% has been claimed and applied to the dividend payment.

Note: You should retain this statement to assist you in preparing your tax return.

Your Payment Instruction

MACQUARIE BANK LTD
BSB: 182-512
Account Number: 967029836

Amount Deposited

AU\$91.52



**ResMed**  
ResMed Inc.  
ABN 46 064 514 852

014315 034 RMD



MR PAUL ANTHONY DWYER &  
MRS AMANDA JANE DWYER  
<PATAK PROVIDENT FUND A/C>  
15 RIVERBANK ROAD  
BAIRNSDALE VIC 3875

## Update your information:



**Online:**  
[www.investorcentre.com/au/contact](http://www.investorcentre.com/au/contact)



**By Mail:**  
Computershare Investor Services Pty Limited  
GPO Box 2975 Melbourne  
Victoria 3001 Australia

## Enquiries:

(within Australia) 1300 850 505  
(international) +61 3 9415 4000

## Holder Identification Number (HIN)

**X 0085173545**

ASX Code	RMD
Record Date	12 May 2022
Payment Date	16 June 2022
Direct Credit Reference No.	847521

## 2022 June Quarter Dividend

Dear Shareholder,

The payment below represents a quarterly dividend and is paid at a rate of US\$0.042 per fully paid CDI registered in your name as at the record date of 12 May 2022. Holders of CDIs receive an Australian dollar amount equivalent to US\$0.42 per US common stock, based on the USD:AUD exchange rate on the record date (US\$0.6856 = AU\$1.00) and reflecting the 10:1 ratio between CDIs and US common stock.

Class Description	Amount per Security	Number of Securities	Total Payment
CDI	US\$0.042	1,837	US\$77.15
		<b>Non-Resident Withholding Tax</b>	<b>US\$11.57</b>
		<b>Net Payment</b>	<b>US\$65.58</b>
		<b>Converted Net Payment</b>	<b>AU\$95.65</b>

To assist with our commitment to the environment, we encourage you to update your preferences to receive all forms of communication via email by visiting [www.computershare.com.au/easyupdate/RMD](http://www.computershare.com.au/easyupdate/RMD).

A reduced withholding tax treaty rate of 15% has been claimed and applied to the dividend payment.

**Note:** You should retain this statement to assist you in preparing your tax return.

## Your Payment Instruction

MACQUARIE BANK LTD  
BSB: 182-512  
Account Number: 967029836

Amount Deposited

**AU\$95.65**



ABN 72 072 881 086. AFS License 227263.

Vanguard® All-World ex-US Shares Index ETF



All correspondence to:  
Computershare Investor Services Pty Limited  
GPO Box 2975 Melbourne  
Victoria 3001 Australia  
Enquiries (within Australia) 1300 757 905  
(outside Australia) 61 3 9415 4813  
Facsimile 61 2 8235 8209  
www.investorcentre.com/contact  
www.computershare.com

009681 000 VEU



MR PAUL ANTHONY DWYER &  
MRS AMANDA JANE DWYER  
<PATAK PROVIDENT FUND A/C>  
15 RIVERBANK ROAD  
BAIRNSDALE VIC 3875

Holder Identification Number (HIN)

HIN WITHHELD

ASX Code VEU  
TFN/ABN Status Not Required  
Record Date 23 June 2021  
Payment Date 20 July 2021

**Vanguard All-World ex-US Shares Index ETF  
Dividend Payment for the Period Ending 30 June 2021  
Direct Credit Advice**

Class Description	Rate Per Security	Securities Held	Total Dividend (US\$)
ETF	\$0.5075	1,011	\$513.08

Gross Amount (US\$):	\$513.08
Non-resident withholding tax (US\$): 102.95 AUD	\$76.96
NET PAYMENT (US\$):	\$436.12
NET PAYMENT (AUD\$)	\$583.44

Currency Conversion Rate  
1 US\$ = AUD\$1.337793

A withholding tax of 15% has been applied to the dividend payment.

Note: You should retain this statement to assist you in preparing your tax return. Please keep this in a safe place as a charge may be levied for a replacement. If you require your payment to be re-issued, you may be charged an administrative fee which will be deducted from your payment. Fees are applicable to certain types of payments valued at over \$100 AUD.

For additional information regarding the dividend, including estimated tax components and Fund Payment information, please visit the Announcements section of the Vanguard Investments Australia web page [www.vanguard.com.au/etf](http://www.vanguard.com.au/etf)

## Your Payment Instruction

Bank: MACQUARIE BANK LTD  
BSB: 182-512  
ACC: XXXXXXXX36

Amount Deposited

**AUD\$583.44**

If payment cannot be made to the above instruction, a Direct Credit form will be forwarded to your registered address and your dividend entitlement shown above will be held as a non-interest bearing deposit until your new direct credit instructions are received.



ABN 72 072 881 086. AFS License 227263.  
Vanguard® All-World ex-US Shares Index ETF



**All correspondence to:**  
Computershare Investor Services Pty Limited  
GPO Box 2975 Melbourne  
Victoria 3001 Australia  
Enquiries (within Australia) 1300 757 905  
(outside Australia) 61 3 9415 4813  
Facsimile 61 2 8235 8209  
[www.investorcentre.com/contact](http://www.investorcentre.com/contact)  
[www.computershare.com](http://www.computershare.com)

010459 000 VEU



MR PAUL ANTHONY DWYER &  
MRS AMANDA JANE DWYER  
<PATAK PROVIDENT FUND A/C>  
15 RIVERBANK ROAD  
BAIRNSDALE VIC 3875

**Holder Identification Number (HIN)**

**HIN WITHHELD**

ASX Code VEU  
TFN/ABN Status Not Required  
Record Date 22 September 2021  
Payment Date 19 October 2021

**Vanguard All-World ex-US Shares Index ETF  
Dividend Payment for the Period Ending 30 September 2021  
Direct Credit Advice**

Class Description	Rate Per Security	Securities Held	Total Dividend (US\$)
ETF	\$0.3674	1,011	\$371.44

Gross Amount (US\$):		\$371.44
Non-resident withholding tax (US\$):	75.52 AUD	\$55.72
NET PAYMENT (US\$):		\$315.72
NET PAYMENT (AUD\$):		\$427.92

Currency Conversion Rate  
1 US\$ = AUD\$1.355381

A withholding tax of 15% has been applied to the dividend payment.

**Note:** You should retain this statement to assist you in preparing your tax return. Please keep this in a safe place as a charge may be levied for a replacement. If you require a payment to be re-issued, you may be charged an administrative fee which will be deducted from your payment. Fees are applicable to certain types of payments valued at over \$100 AUD.

For additional information regarding the dividend, including estimated tax components and Fund Payment information, please visit the Announcements section of the Vanguard Investments Australia web page [www.vanguard.com.au/etf](http://www.vanguard.com.au/etf)

**Your Payment Instruction**

Bank: MACQUARIE BANK LTD  
BSB: 182-512  
ACC: XXXXXX36

Amount Deposited  
**AUD\$427.92** ✓

If payment cannot be made to the above instruction, a Direct Credit form will be forwarded to your registered address and your dividend entitlement shown above will be held as a non-interest bearing deposit until your new direct credit instructions are received.



23900  
VEU



ABN 72 072 881 086. AFS License 227263.

Vanguard® All-World ex-US Shares Index ETF



All correspondence to:  
Computershare Investor Services Pty Limited  
GPO Box 2975 Melbourne  
Victoria 3001 Australia  
Enquiries (within Australia) 1300 757 905  
(outside Australia) 61 3 9415 4813  
Facsimile 61 2 8235 8209  
www.investorcentre.com/contact  
www.computershare.com

010781 000 VEU



MR PAUL ANTHONY DWYER &  
MRS AMANDA JANE DWYER  
<PATAK PROVIDENT FUND A/C>  
15 RIVERBANK ROAD  
BAIRNSDALE VIC 3875

Holder Identification Number (HIN)

HIN WITHHELD

ASX Code VEU  
TFN/ABN Status Not Required  
Record Date 22 December 2021  
Payment Date 21 January 2022

**Vanguard All-World ex-US Shares Index ETF**  
**Dividend Payment for the Period Ending 31 December 2021**  
**Direct Credit Advice**

Class Description	Rate Per Security	Securities Held	Total Dividend (US\$)
ETF	\$0.8454	1,011	\$854.70

Gross Amount (US\$):		\$854.70
Non-resident withholding tax (US\$):	\$ 176.27	\$128.21
NET PAYMENT (US\$):		\$726.49
NET PAYMENT (AUD\$):		\$1,002.26

Currency Conversion Rate  
1 US\$ = AUD\$1.379596

A withholding tax of 15% has been applied to the dividend payment.

**Note:** You should retain this statement to assist you in preparing your tax return. Please keep this in a safe place as a charge may be levied for a replacement. If you require a payment to be re-issued, you may be charged an administrative fee which will be deducted from your payment. Fees are applicable to certain types of payments valued at over \$100 AUD.

For additional information regarding the dividend, including estimated tax components and Fund Payment information, please visit the Announcements section of the Vanguard Investments Australia web page [www.vanguard.com.au/etf](http://www.vanguard.com.au/etf)

### Your Payment Instruction

Bank: MACQUARIE BANK LTD  
BSB: 182-512  
ACC: XXXXXXXX36

Amount Deposited

**AUD\$1,002.26**

If payment cannot be made to the above instruction, a Direct Credit form will be forwarded to your registered address and your dividend entitlement shown above will be held as a non-interest bearing deposit until your new direct credit instructions are received.

23900  
VEU



ABN 72 072 881 086. AFS License 227263.  
Vanguard® All-World ex-US Shares Index ETF



All correspondence to:  
Computershare Investor Services Pty Limited  
GPO Box 2975 Melbourne  
Victoria 3001 Australia  
Enquiries (within Australia) 1300 757 905  
(outside Australia) 61 3 9415 4813  
Facsimile 61 2 8235 8209  
www.investorcentre.com/contact  
www.computershare.com

011032 000 VEU



MR PAUL ANTHONY DWYER &  
MRS AMANDA JANE DWYER  
<PATAK PROVIDENT FUND A/C>  
15 RIVERBANK ROAD  
BAIRNSDALE VIC 3875

Holder Identification Number (HIN)

HIN WITHHELD

ASX Code VEU  
TFN/ABN Status Not Required  
Record Date 23 March 2022  
Payment Date 21 April 2022

**Vanguard All-World ex-US Shares Index ETF**  
**Dividend Payment for the Period Ending 31 March 2022**  
**Direct Credit Advice**

Class Description	Rate Per Security	Securities Held	Total Dividend (US\$)
ETF	\$0.1060	772	\$81.83

Gross Amount (US\$):		\$81.83
Non-resident withholding tax (US\$):	16.39 AUD	\$12.27
NET PAYMENT (US\$):		\$69.56
NET PAYMENT (AUD\$):		\$92.94

Currency Conversion Rate  
1 US\$ = AUD\$1.336184

A withholding tax of 15% has been applied to the dividend payment.

**Note:** You should retain this statement to assist you in preparing your tax return. Please keep this in a safe place as a charge may be levied for a replacement. If you require a payment to be re-issued, you may be charged an administrative fee which will be deducted from your payment. Fees are applicable to certain types of payments valued at over \$100 AUD.

For additional information regarding the dividend, including estimated tax components and Fund Payment information, please visit the Announcements section of the Vanguard Investments Australia web page [www.vanguard.com.au/etf](http://www.vanguard.com.au/etf)

## Your Payment Instruction

Bank: MACQUARIE BANK LTD  
BSB: 182-512  
ACC: XXXXXXXX36

Amount Deposited

**AUD\$92.94**

If payment cannot be made to the above instruction, a Direct Credit form will be forwarded to your registered address and your dividend entitlement shown above will be held as a non-interest bearing deposit until your new direct credit instructions are received.

All registry communications to:  
Link Market Services Limited  
Locked Bag A6015, Sydney South NSW 1235  
Telephone (free call in Australia): +61 1800 804 255  
ASX Code: WBC  
Email: westpac@linkmarketservices.com.au  
Website: linkmarketservices.com.au



034 / 241857

MR PAUL ANTHONY DWYER &  
MRS AMANDA JANE DWYER  
<PATAK PROVIDENT FUND A/C>  
15 RIVERBANK ROAD  
BAIRNSDALE VIC 3875

#### Key details

**Payment date:** 21 December 2021  
**Record date:** 8 November 2021  
**SRN/HIN:** X\*\*\*\*\*3545  
**TFN/ABN status:** RECEIVED AND RECORDED

### Final dividend statement for the six months ended 30 September 2021

This dividend is 100% franked with Australian franking credits at the company tax rate of 30%.

Description	Participating holding	Dividend rate per share <sup>#</sup>	Unfranked amount	Franked amount	Total amount	Franking credit
Ordinary shares	2,021	60 cents	\$0.00	\$1,212.60	\$1,212.60	\$519.69
<b>Net dividend amount</b>					<b>\$1,212.60</b> ✓	
<b>***New Zealand Imputation Credit (NZIC)</b>						<b>NZD141.47</b>

<sup>#</sup> The final dividend of 60 cents per share takes into consideration the cost of the Bank Levy which was equivalent to 7 cents per share over 2021. All amounts are in Australian dollars unless otherwise stated.

<sup>\*\*\*</sup> Only relevant for New Zealand taxpayers.

#### PAYMENT INSTRUCTIONS

##### MACQUARIE BANK

BSB: 182-512

ACC: \*\*\*\*\*9836

ACCOUNT NAME: AJ DWYER & PA DWYER ATF PATAK PROVIDENT FUND

PAYMENT REFERENCE NUMBER: 1269284882

A payment has been made to the above account. If this account is not valid please turn over for instructions to update your details.

Please keep this statement for your tax records.  
It can also be accessed online in Link's Investor Centre, see over for login instructions.

All registry communications to:  
Link Market Services Limited  
Locked Bag A6015, Sydney South NSW 1235  
Telephone (free call in Australia): +61 1800 804 255  
ASX Code: WBC  
Email: westpac@linkmarketservices.com.au  
Website: linkmarketservices.com.au



034 / 257367  
MR PAUL ANTHONY DWYER &  
MRS AMANDA JANE DWYER  
<PATAK PROVIDENT FUND A/C>  
15 RIVERBANK ROAD  
BAIRNSDALE VIC 3875

Key details

**Payment date:** 24 June 2022  
**Record date:** 20 May 2022  
**SRN/HIN:** X\*\*\*\*\*3545  
**TFN/ABN status:** RECEIVED AND RECORDED

**Interim dividend statement for the six months ended 31 March 2022**

This dividend is 100% franked with Australian franking credits at the company tax rate of 30%.

Description	Participating holding	Dividend rate per share <sup>#</sup>	Unfranked amount	Franked amount	Total amount	Franking credit
Ordinary shares	2,611	61 cents	\$0.00	\$1,592.71	\$1,592.71	\$682.59
<b>Net dividend amount</b>					<b>\$1,592.71</b> ✓	
<b>***New Zealand Imputation Credit (NZIC)</b>						<b>NZD208.88</b>

<sup>#</sup> The interim dividend of 61 cents per share takes into consideration the cost of the Bank Levy which was equivalent to 3 cents per share over 2022. All amounts are in Australian dollars unless otherwise stated.

\*\*\* Only relevant for New Zealand taxpayers.

**PAYMENT INSTRUCTIONS**

**MACQUARIE BANK**

**BSB:** 182-512

**ACC:** \*\*\*\*\*9836

**ACCOUNT NAME:** AJ DWYER & PA DWYER ATF PATAK PROVIDENT FUND

**PAYMENT REFERENCE NUMBER:** 1277944455

A payment has been made to the above account. If this account is not valid please turn over for instructions to update your details.

Please keep this statement for your tax records.  
It can also be accessed online in Link's Investor Centre, see over for login instructions.



All correspondence to:  
Computershare Investor Services Pty Limited  
GPO Box 2975 Melbourne  
Victoria 3001 Australia  
Enquiries (within Australia) 1300 558 062  
(outside Australia) +61 3 9415 4631  
Facsimile +61 3 9473 2500  
www.investorcentre.com/contact  
www.computershare.com

**Private and Confidential**

┌ 080529 000 WES



MR PAUL ANTHONY DWYER &  
MRS AMANDA JANE DWYER  
<PATAK PROVIDENT FUND A/C>  
15 RIVERBANK ROAD  
BAIRNSDALE VIC 3875

**Holder Identification Number (HIN)**

**HIN WITHHELD**

Record Date	2 September 2021
Payment Date	7 October 2021
TFN/ABN Status	Quoted
Direct Credit Ref. No.	1123573
ASX Code	WES

**Final Dividend**

The statement below represents your final dividend for the year ended 30 June 2021. The dividend is fully-franked (100 per cent) for Australian income tax purposes at the corporate tax rate of 30 per cent.

Class Description	Amount per Security	Number of Securities	Franked Amount	Unfranked Amount	Gross Payment	Franking Credit
Ordinary Shares	A\$0.90	1,272	A\$1,144.80	A\$0.00	A\$1,144.80	A\$490.63
		<b>Total</b>	<b>A\$1,144.80</b>	<b>A\$0.00</b>	<b>A\$1,144.80</b>	<b>A\$490.63</b>
			<b>Net Payment</b>		<b>A\$1,144.80</b>	

**New Zealand Imputation Credits in NZ\$**

**NZ\$127.20**

New Zealand tax law requires us to notify shareholders that New Zealand imputation credits have been attached to this dividend at a rate of NZ\$0.10 per share. These credits are only relevant for shareholders required to file a New Zealand income tax return.

**Important Notes**

1. You should retain this statement to assist you in preparing your tax return.
2. Shareholders should obtain their own professional advice on the tax implications of this dividend.

**Non-Resident Shareholders**

The Franked Amount is not subject to withholding tax.

**Your Payment Instruction**

MACQUARIE BANK LTD  
BSB: 182-512 Account number: XXXXXXX36

**Amount Deposited**

**A\$1,144.80** ✓



All correspondence to:  
Computershare Investor Services Pty Limited  
GPO Box 2975 Melbourne  
Victoria 3001 Australia  
Enquiries (within Australia) 1300 558 062  
(outside Australia) +61 3 9415 4631  
Facsimile +61 3 9473 2500  
www.investorcentre.com/contact  
www.computershare.com

Private and Confidential

084187 000 WES



MR PAUL ANTHONY DWYER &  
MRS AMANDA JANE DWYER  
<PATAK PROVIDENT FUND A/C>  
15 RIVERBANK ROAD  
BAIRNSDALE VIC 3875

Holder Identification Number (HIN)  
HIN WITHHELD

Record Date	23 February 2022
Payment Date	30 March 2022
TFN/ABN Status	Quoted
Direct Credit Ref. No.	1126430
ASX Code	WES

### Interim Dividend

The statement below represents your interim dividend for the half-year ended 31 December 2021. The dividend is fully-franked (100 per cent) for Australian income tax purposes at the corporate tax rate of 30 per cent.

Class Description	Amount per Security	Number of Securities	Franked Amount	Unfranked Amount	Gross Payment	Franking Credit
Ordinary Shares	A\$0.80	1,272	A\$1,017.60	A\$0.00	A\$1,017.60	A\$436.11
		Total	A\$1,017.60	A\$0.00	A\$1,017.60	A\$436.11
			<b>Net Payment</b>		<b>A\$1,017.60</b> ✓	

### Important Notes

1. You should retain this statement to assist you in preparing your tax return.
2. Shareholders should obtain their own professional advice on the tax implications of this dividend.

### Non-Resident Shareholders

The Franked Amount is not subject to withholding tax.  
New Zealand imputation credits are not attached to this dividend.

## Your Payment Instruction

MACQUARIE BANK LTD  
BSB: 182-512 Account number: XXXXXXX36

Amount Deposited

**A\$1,017.60** ✓



051515 000 WPL



MR PAUL ANTHONY DWYER & MRS AMANDA JANE DWYER <PATAK PROVIDENT FUND A/C> 15 RIVERBANK ROAD BAIRNSDALE VIC 3875

Update Your Information:

www.investorcentre.com/wpl



Computershare Investor Services Pty Limited GPO Box 2975 Melbourne Victoria 3001 Australia



1300 558 507 (within Australia) +61 3 9415 4632 (outside Australia)



Holder Identification Number (HIN)

HIN WITHHELD

ASX Code WPL TFN/ABN Status Quoted Record Date 31 August 2021 Payment Date 24 September 2021 Direct Credit Reference No. 675606

DIVIDEND STATEMENT

The statement below represents your interim dividend for the half year ended 30 June 2021. This dividend is paid at the rate of 30 US cents (equivalent to 41.034058 Australian cents) per share on your holding of fully paid ordinary shares, registered in your name and eligible as at the record date 31 August 2021.

This dividend is fully franked (100%) at the tax rate of 30%.

Table with 6 columns: Class Description, Amount per Security, Number of Securities, Franked Amount, Unfranked Amount, Total Payment. Includes rows for Ordinary Shares, Net Payment (A\$860.48), and Australian Franking Credit (A\$368.78).

VIEW OR UPDATE YOUR SECURITY HOLDING DETAILS ONLINE

To view your security holding details please visit www.investorcentre.com/wpl. When in Investor Centre, log in using your SRN/HIN and postcode (if within Australia) or country (if outside Australia). For security purposes, if you wish to update your information you will be required to login as an existing user with your User ID and password or register as a new user and create a User ID and password.

Important Notes:

- 1. You should retain this statement to assist you in preparing your tax return. 2. If you require a replacement payment for any of your dividend payments, you may be charged a fee to cover the costs to reissue such payments.

YOUR PAYMENT INSTRUCTION

MACQUARIE BANK LTD BSB: 182-512 Account number: XXXXXXXX36

Amount Deposited A\$860.48

If payment cannot be made to the above account, the dividend amount will be withheld pending receipt of your valid direct credit instructions.



## Update Your Information:

[www.investorcentre.com/wpl](http://www.investorcentre.com/wpl)



Computershare Investor Services Pty Limited  
GPO Box 2975 Melbourne  
Victoria 3001 Australia



1300 558 507 (within Australia)  
+61 3 9415 4632 (outside Australia)



051058 000 WPL



MR PAUL ANTHONY DWYER &  
MRS AMANDA JANE DWYER  
<PATAK PROVIDENT FUND A/C>  
15 RIVERBANK ROAD  
BAIRNSDALE VIC 3875

Holder Identification Number (HIN)

**HIN WITHHELD**

ASX Code	WPL
TFN/ABN Status	Quoted
Record Date	25 February 2022
Payment Date	23 March 2022
Direct Credit Reference No.	673540

## DIVIDEND STATEMENT

statement below represents your final dividend for the full year ended 31 December 2021. This dividend is paid at the rate of US\$1.05 (equivalent to A\$1.46158129) per share on your holding of fully paid ordinary shares, registered in your name and eligible as at the record date 25 February 2022. This dividend is fully franked (100%) at the tax rate of 30%.

Class Description	Amount per Security	Number of Securities	Franked Amount	Unfranked Amount	Total Payment
Ordinary Shares	A\$1.46158129	2,097 ✓	A\$3,064.94	A\$0.00	A\$3,064.94
<b>Net Payment</b>					<b>A\$3,064.94</b> ✓
Australian Franking Credit					A\$1,313.55

### VIEW OR UPDATE YOUR SECURITY HOLDING DETAILS ONLINE

To view your security holding details please visit [www.investorcentre.com/wpl](http://www.investorcentre.com/wpl). When in Investor Centre, log in using your SRN/HIN and postcode (if within Australia) or country (if outside Australia). For security purposes, if you wish to update your information you will be required to login as an existing user with your User ID and password or register as a new user and create a User ID and password.

#### Important Notes:

- You should retain this statement to assist you in preparing your tax return.
- If you require a replacement payment for any of your dividend payments, you may be charged a fee to cover the costs to reissue such payments.

## YOUR PAYMENT INSTRUCTION

MACQUARIE BANK LTD  
BSB: 182-512 Account number: XXXXXXXX36

**Amount Deposited**  
**A\$3,064.94** ✓

If payment cannot be made to the above account, the dividend amount will be withheld pending receipt of your valid direct credit instructions.



**PATAK Provident Fund**  
**General Ledger**

As at 30 June 2022

Transaction Date	Description	Units	Debit	Credit	Balance \$
<b>Contributions (24200)</b>					
<u>(Contributions) Dwyer, Paul Anthony - Accumulation (DWYPAU00001A)</u>					
02/07/2021	ATO ATO009000014703268 50			2,014.23	2,014.23 CR
20/08/2021	SuperChoice P/L PC160821-143534563 50			1,390.76	3,404.99 CR
17/09/2021	SuperChoice P/L PC130921-145385059 50			2,050.76	5,455.75 CR
18/10/2021	SuperChoice P/L PC121021-100702666 50			2,050.76	7,506.51 CR
24/11/2021	SuperChoice P/L PC181121-193754934 50			3,076.14	10,582.65 CR
17/12/2021	SuperChoice P/L PC131221-129167824 50			2,050.76	12,633.41 CR
20/01/2022	SuperChoice P/L PC140122-187066628 50			2,050.76	14,684.17 CR
08/02/2022	SuperChoice P/L PC020222-113170344 50			3,076.14	17,760.31 CR
08/03/2022	SuperChoice P/L PC020322-196229337 50			2,050.76	19,811.07 CR
08/04/2022	SuperChoice P/L PC040422-105743445 50			2,070.00	21,881.07 CR
09/05/2022	SuperChoice P/L PC030522-159011259 50			2,089.24	23,970.31 CR
21/06/2022	SuperChoice P/L PC150622-109074254 50			2,089.24	26,059.55 CR
				<b>26,059.55</b>	<b>26,059.55 CR</b>

**Total Debits: 0.00**

**Total Credits: 26,059.55**

**PATAK Provident Fund**  
**General Ledger**

As at 30 June 2022

Transaction Date	Description	Units	Debit	Credit	Balance \$
<b>Changes in Market Values of Investments (24700)</b>					
<u>Changes in Market Values of Investments (24700)</u>					
20/10/2021	TCL PAYMENT RPA21/00858018 50 (TCLR.AX)			115.50	115.50 CR
10/02/2022	FinClear Service 2459773 13 (GDC.AX)			1,277.51	1,393.01 CR
10/02/2022	Unrealised Gain writeback as at 10/02/2022 (VEU.AX)		2,343.88		950.87 DR
31/05/2022	FinClear Service 2569934 50 (Auto reprocessed due to distribution entered / deleted on 30/06/2022) (WES.AX)		47,574.25		48,525.12 DR
31/05/2022	Unrealised Gain writeback as at 31/05/2022 (ISO.AX)		6,733.62		55,258.74 DR
31/05/2022	Unrealised Gain writeback as at 31/05/2022 (MFG.AX)			6,704.85	48,553.89 DR
30/06/2022	Total Revaluation - 30/06/2022 @ \$19.500000 (System Price) - 2,611.000000 Units on hand (WBC.AX)		14,233.65		62,787.54 DR
30/06/2022	Total Revaluation - 30/06/2022 @ \$1.290000 (System Price) - 25,944.000000 Units on hand (GDC.AX)		11,829.01		74,616.55 DR
30/06/2022	Total Revaluation - 30/06/2022 @ \$0.000000 - 0.000000 Units on hand (WPL.AX)			16,817.18	57,799.37 DR
30/06/2022	Total Revaluation - 30/06/2022 @ \$60.850000 (System Price) - 605.000000 Units on hand (ESTX.AX)		9,014.50		66,813.87 DR
30/06/2022	Total Revaluation - 30/06/2022 @ \$72.430000 (System Price) - 772.000000 Units on hand (VEU.AX)		8,712.98		75,526.85 DR
30/06/2022	Total Revaluation - 30/06/2022 @ \$8.460000 (System Price) - 8,559.000000 Units on hand (ZYAU.AX)		14,379.12		89,905.97 DR
30/06/2022	Total Revaluation - 30/06/2022 @ \$17.810000 (System Price) - 3,177.000000 Units on hand (COL.AX)			2,287.44	87,618.53 DR
30/06/2022	Total Revaluation - 30/06/2022 @ \$90.380000 (System Price) - 745.000000 Units on hand (CBA.AX)		7,070.05		94,688.58 DR
30/06/2022	Total Revaluation - 30/06/2022 @ \$26.710000 (System Price) - 1,742.000000 Units on hand (NDQ.AX)		11,788.13		106,476.71 DR
30/06/2022	Total Revaluation - 30/06/2022 @ \$41.250000 (System Price) - 1,369.000000 Units on hand (BHP.AX)		10,021.08		116,497.79 DR
30/06/2022	Total Revaluation - 30/06/2022 @ \$83.750000 (System Price) - 1,157.000000 Units on hand (VAS.AX)		11,905.53		128,403.32 DR
30/06/2022	Total Revaluation - 30/06/2022 @ \$31.840000 (System Price) - 2,344.000000 Units on hand (WDS.AX)			3,890.69	124,512.63 DR
30/06/2022	Total Revaluation - 30/06/2022 @ \$164.510000 (System Price) - 387.000000 Units on hand (MQG.AX)			3,126.96	121,385.67 DR
30/06/2022	Total Revaluation - 30/06/2022 @ \$30.690000 (System Price) - 2,544.000000 Units on hand (RMD.AX)		2,500.15		123,885.82 DR
30/06/2022	Total Revaluation - 30/06/2022 @ \$269.060000 (System Price) - 236.000000 Units on hand (CSL.AX)		2,644.48		126,530.30 DR
30/06/2022	Total Revaluation - 30/06/2022 @ \$14.380000 (System Price) - 5,669.000000 Units on hand (TCL.AX)			1,286.93	125,243.37 DR
30/06/2022	Total Revaluation - 30/06/2022 @ \$62.700000 (System Price) - 1,592.000000 Units on hand (VHY.AX)		6,972.96		132,216.33 DR
30/06/2022	Total Revaluation - 30/06/2022 @ \$27.390000 (System Price) - 2,138.000000 Units on hand (NAB.AX)			2,501.46	129,714.87 DR

**PATAK Provident Fund**  
**General Ledger**

As at 30 June 2022

Transaction Date	Description	Units	Debit	Credit	Balance \$
30/06/2022	Total Revaluation - 30/06/2022 @ \$24.500000 (System Price) - 2,070.000000 Units on hand (GOLD.AX)			5,437.89	124,276.98 DR
30/06/2022	Total Revaluation - 30/06/2022 @ \$17.760000 (System Price) - 3,889.000000 Units on hand (OZL.AX)		18,356.08		142,633.06 DR
30/06/2022	Total Revaluation - 30/06/2022 @ \$102.700000 (System Price) - 689.000000 Units on hand (RIO.AX)		14,083.35		156,716.41 DR
30/06/2022	Total Revaluation - 30/06/2022 @ \$91.080000 (System Price) - 448.000000 Units on hand (IAA.AX)		14,120.96		170,837.37 DR
30/06/2022	Total Revaluation - 30/06/2022 @ \$41.910000 (System Price) - 1,687.000000 Units on hand (WES.AX)		21,445.34		192,282.71 DR
30/06/2022	Total Revaluation - 30/06/2022 @ \$13.670000 (System Price) - 3,768.000000 Units on hand (ZYUS.AX)			4,596.96	187,685.75 DR
			<b>235,729.12</b>	<b>48,043.37</b>	<b>187,685.75 DR</b>

**Total Debits: 235,729.12**

**Total Credits: 48,043.37**

PATAK Provident Fund

**Realised Capital Gains Report**

For The Period 01 July 2021 - 30 June 2022

Investment	Accounting Treatment				Tax Treatment										
	Purchase Contract Date	Disposal Contract Date	Units	Cost	Proceeds	Accounting Profit/(Loss)	Adjusted Cost Base	Reduced Cost Base	Indexed Cost Base	Indexed Gains	Discounted Gains (Gross)	Other Gains	Capital Loss		
<b>Derivatives (Options, Hybrids, Future Contracts)</b>															
MFGO.AX - Magellan Financial - Options															
✓	07/04/2022	✓	31/05/2022	✓	293.00	0.00	✓	311.25	✓	0.00	0.00	0.00	311.25	0.00	
					293.00	0.00	311.25	0.00	0.00	0.00	0.00	311.25	0.00		
<b>Shares in Listed Companies</b>															
MFG.AX - Magellan															
	10/02/2022		31/05/2022		1,442.00	25,008.86		21,224.22		(3,784.64)		25,008.86	0.00	0.00	(3,784.64)
	29/06/2021		31/05/2022		186.00	9,985.54		2,737.66		(7,247.88)		9,985.54	0.00	0.00	(7,247.88)
	03/07/2019		31/05/2022		372.00	29,527.48		5,475.32		(24,052.16)		29,527.48	0.00	0.00	(24,052.16)
✓	07/06/2019	✓	31/05/2022	✓	343.00	15,719.69		5,048.48		(10,671.21)		15,719.69	0.00	0.00	(10,671.21)
					2,343.00	80,241.57		34,485.68		(45,755.89)		80,241.57	0.00	0.00	(45,755.89)
TCLR.AX - Transurban - rights															
✓	29/06/2021	✓	20/10/2021	✓	78.00	0.00		23.40	✓	23.40		0.00	0.00	0.00	23.40
✓	07/05/2020	✓	20/10/2021	✓	307.00	0.00		92.10	✓	92.10		0.00	0.00	0.00	92.10
					385.00	0.00		115.50		115.50		0.00	0.00	0.00	23.40
VEU.AX - Vanguard Etf - CDI															
✓	05/02/2020	✓	10/02/2022		216.00	17,005.22		18,100.06		1,094.84		17,005.22	0.00	0.00	1,094.84
	29/10/2019		10/02/2022		23.00	1,744.65		1,927.32		182.68		1,744.65	0.00	0.00	182.68
					239.00	18,749.87		20,027.38	✓	1,277.52		18,749.87	0.00	0.00	1,277.52
					2,967.00	98,991.44		54,628.56		(44,362.87)		98,991.44	0.00	0.00	(44,362.87)
<b>Units in Listed Unit Trusts</b>															
					2,967.00	98,991.44		54,628.56		(44,362.87)		98,991.44	0.00	0.00	(44,362.87)
					2,967.00	98,991.44		54,628.56		(44,362.87)		98,991.44	0.00	0.00	(44,362.87)

24700 PART

**PATAK Provident Fund**

**Realised Capital Gains Report**

For The Period 01 July 2021 - 30 June 2022

Investment		Accounting Treatment				Tax Treatment						
Purchase Contract Date	Disposal Contract Date	Units	Cost	Proceeds	Accounting Profit/(Loss)	Adjusted Cost Base	Reduced Cost Base	Indexed Cost Base	Indexed Gains	Discounted Gains (Gross)	Other Gains	Capital Loss
<b>Units in Listed Unit Trusts</b>												
<b>ESTX.AX - Euro Stoxx 50 - ETF Units</b>												
		0.00	0.00	0.00	0.00	0.00	0.00	0.00	0.00	690.80	0.00	0.00
		<b>0.00</b>	<b>0.00</b>	<b>0.00</b>	<b>0.00</b>	<b>0.00</b>	<b>0.00</b>	<b>0.00</b>	<b>0.00</b>	<b>690.80</b>	<b>0.00</b>	<b>0.00</b>
<b>IAA.AX - Ishares Asia 50 - ETF Units</b>												
		0.00	0.00	0.00	0.00	0.00	0.00	0.00	0.00	31.92	0.00	0.00
		<b>0.00</b>	<b>0.00</b>	<b>0.00</b>	<b>0.00</b>	<b>0.00</b>	<b>0.00</b>	<b>0.00</b>	<b>0.00</b>	<b>31.92</b>	<b>0.00</b>	<b>0.00</b>
<b>ISO.AX - Ishares S&amp;p/Asx - ETF Units</b>												
26/07/2019	31/05/2022	9,458.00	48,501.10	46,371.49	(2,129.61)	48,144.06	48,144.06	0.00	0.00	0.00	0.00	(1,772.57)
		<b>9,458.00</b>	<b>48,501.10</b>	<b>46,371.49</b>	<b>(2,129.61)</b>	<b>48,144.06</b>	<b>48,144.06</b>	<b>0.00</b>	<b>0.00</b>	<b>0.00</b>	<b>0.00</b>	<b>(1,772.57)</b>
<b>NDQ.AX - Betashares Nasdaq 100 Etf</b>												
		0.00	0.00	0.00	0.00	0.00	0.00	0.00	0.00	2,839.87	0.00	0.00
		<b>0.00</b>	<b>0.00</b>	<b>0.00</b>	<b>0.00</b>	<b>0.00</b>	<b>0.00</b>	<b>0.00</b>	<b>0.00</b>	<b>2,839.87</b>	<b>0.00</b>	<b>0.00</b>
<b>VAS.AX - Vanguard ETF Units</b>												
		0.00	0.00	0.00	0.00	0.00	0.00	0.00	0.00	2,300.25	0.00	0.00
		<b>0.00</b>	<b>0.00</b>	<b>0.00</b>	<b>0.00</b>	<b>0.00</b>	<b>0.00</b>	<b>0.00</b>	<b>0.00</b>	<b>2,300.25</b>	<b>0.00</b>	<b>0.00</b>
		<b>9,458.00</b>	<b>48,501.10</b>	<b>46,371.49</b>	<b>(2,129.61)</b>	<b>48,144.06</b>	<b>48,144.06</b>	<b>0.00</b>	<b>0.00</b>	<b>5,862.84</b>	<b>0.00</b>	<b>(1,772.57)</b>
		<b>12,718.00</b>	<b>147,492.54</b>	<b>101,311.30</b>	<b>(46,181.23)</b>	<b>147,135.50</b>	<b>147,135.50</b>	<b>0.00</b>	<b>0.00</b>	<b>7,232.46</b>	<b>334.65</b>	<b>(47,528.46)</b>

*Tax statements*

*Tax statements*

*Tax statements*

*Tax statements*

Amanda Dwyer  
 15 Riverbank Road  
 EAST BAIRNSDALE VIC 3875



## Financial Year's Interest Report

Interest details shown are for selected accounts as at 5 July 2022, 14:47 PM

Accounts	1 July 2022 - to date		1 July 2021 - 30 June 2022	
	Interest charged	Interest earned	Interest charged	Interest earned
<b>CASH MANAGEMENT ACCOUNT</b>	0.00	0.00	0.00	35.39
AMANDA JANE DWYER & PAUL ANTHONY DWYER ATF PATAK PROVIDENT FUND 1825 12   000967029936				
<b>Total</b>	<b>0.00</b>	<b>0.00</b>	<b>0.00</b>	<b>35.39</b>

### Notes

1. Closed accounts are not included in this Report.
2. Account balances may not include pending transactions and pre-authorisations awaiting final approval by the merchant and may also exclude cheque payments awaiting clearance.
3. This document does not satisfy the substantiation requirements for tax purposes. Account holders must ensure that they make their own assessment of the deductibility of expenses and must retain the appropriate documentation in accordance with the tax law.
4. Please refer to the most recent June statement for details of last Financial Year income.

# Rollover Benefits Statement

## Section A : Receiving fund

1 Australian business number (ABN)

2 Fund name

3 Postal address

Suburb/town/locality  State/Territory  Postcode

Country if other than Australia

4 (a) Unique superannuation identifier (USI)

(b) Member client identifier

## Section B : Member's details

5 Tax file number (TFN)

6 Full name

Title  Family name

First given name  Other given names

7 Residential address

Suburb/town/locality  State/Territory  Postcode

Country if other than Australia

8 Date of birth

9 Sex (M/F)

10 Daytime phone number

11 Email address

## Section C : Rollover transaction details

12 Service period start date

13 Tax Components

Tax-free component	<input type="text" value="\$ 3,784.67"/>
KiwiSaver tax free	<input type="text" value="\$ 0.00"/>
Taxable component:	
Element taxed in the fund	<input type="text" value="\$ 24,367.36"/>
Element untaxed in the fund	<input type="text" value="\$ 0.00"/>

Tax components TOTAL

14 Preservation amounts

Preserved amount	<input type="text" value="\$ 28,152.03"/>
KiwiSaver preserved amount	<input type="text" value="\$ 0.00"/>
Restricted non-preserved amount	<input type="text" value="\$ 0.00"/>
Unrestricted non-preserved amount	<input type="text" value="\$ 0.00"/>

Preservation amounts TOTAL  ✓

**Section D : Non-complying funds**

15 Contributions made to a non-complying fund on or after 10 May 2006

\$ 0.00

**Section E : Transferring fund**

16 Fund ABN 53-226-460-365

17 Fund name Aware Super

18 Contact name Service Centre

19 Daytime phone number 1300 650 873

20 Email Address enquiries@aware.com.au

**Section F : Declaration**

*I declare that the information contained in the statement is true and correct.*

Name Pamela Panagenas

Authorised representative signature

*Pamela Panagenas*

Date

20 December 2021



**PATAK Provident Fund  
General Ledger**

As at 30 June 2022

Transaction Date	Description	Units	Debit	Credit	Balance \$
<b>Accountancy Fees (30100)</b>					
<u>Accountancy Fees (30100)</u>					
17/12/2021	TRANSACT FUNDS TFR TO EAGER AND PARTNERS TD		4,455.00		4,455.00 DR
			<b>4,455.00</b>		<b>4,455.00 DR</b>
<b>ATO Supervisory Levy (30400)</b>					
<u>ATO Supervisory Levy (30400)</u>					
22/12/2021	ATO ATO004000015675372 50		259.00		259.00 DR
			<b>259.00</b>		<b>259.00 DR</b>
<b>Auditor's Remuneration (30700)</b>					
<u>Auditor's Remuneration (30700)</u>					
17/12/2021	TRANSACT FUNDS TFR TO EAGER AND PARTNERS TD		418.00		418.00 DR
			<b>418.00</b>		<b>418.00 DR</b>
<b>Investment Expenses (37500)</b>					
<u>Sundry (PATAKSF_SUNDRY)</u>					
15/07/2021	RI ADVICE RI FEES Jul-21 13		599.16		599.16 DR
16/08/2021	RI ADVICE RI FEES Aug-21 13		599.16		1,198.32 DR
15/09/2021	RI ADVICE RI FEES Sep-21 13		599.16		1,797.48 DR
15/10/2021	RI ADVICE RI FEES Oct-21 13		599.16		2,396.64 DR
15/11/2021	RI ADVICE RI FEES Nov-21 13		599.16		2,995.80 DR
15/12/2021	RI ADVICE RI FEES Dec-21 13		641.00		3,636.80 DR
17/01/2022	RI ADVICE RI FEES Jan-22 13		641.00		4,277.80 DR
15/02/2022	RI ADVICE RI FEES Feb-22 13		641.00		4,918.80 DR
15/03/2022	RI ADVICE RI FEES Mar-22 13		641.00		5,559.80 DR
19/04/2022	RI ADVICE RI FEES Apr-22 13		641.00		6,200.80 DR
16/05/2022	RI ADVICE RI FEES May-22 13		641.00		6,841.80 DR
15/06/2022	RI ADVICE RI FEES Jun-22 13		641.00		7,482.80 DR
			<b>7,482.80</b>		<b>7,482.80 DR</b>

**Total Debits: 12,614.80**

**Total Credits: 0.00**

# TAX INVOICE

DATE: 15 December 2021  
 INVOICE NO: 33802  
 CLIENT CODE: PATAKSF

PA & AJ Dwyer  
 15 Riverbank Road  
 BAIRNSDALE VIC 3875

## PATAK PROVIDENT FUND

Preparation of the Financial Statements of the Superannuation Fund for the year ended 30 June 2021.

Preparation and lodgement of 2021 Superannuation Fund Income Tax Return, including foreign income schedules, trust distribution schedules and capital gains tax schedules.

Note - included accounting for rollovers ex MLC and First State Super, accounting for numerous buys/sells, review of ATO portal re late tax payments and provision of information to financial planner as requested.

Organising audit of the Fund including provision of all information to the Auditor and liaising with him as required.

Accounting software charges to date and processing transactions for the year ended 30 June 2021.

Correspondence and tax advice on superannuation matters as required (ie ESA).

Dealing with all Australian Taxation Office correspondence on your behalf.	4,050.00
--	----------

Net Amount \$	4,050.00
GST \$	405.00
<b>TOTAL AMOUNT DUE</b>	<b>\$4,455.00</b>

Please note our terms are strictly 14 days from the date of invoice.
--

# TAX INVOICE

DATE: 09 December 2021  
 INVOICE NO: 33771  
 CLIENT CODE: PATAKSF

PA & AJ Dwyer  
 15 Riverbank Road  
 BAIRNSDALE VIC 3875

---

## PATAK PROVIDENT FUND

Audit of the Superannuation Fund for the year ended 30 June 2021 by the funds independent auditor Mr AW Boys.

Audit of the accounting records of the Fund for the year ended and subsequent transactions and events as appropriate.

Review of the Fund's financial statements including operating statement, statement of financial position, notes to financial statements and member statements.

Review of the Fund's Trust Deed and compliance with the requirements of the S.I.S. Legislation.

Review of the Minutes of the Fund.

Preparation of your Independent Audit report and management letter advising any issues arising from the audit.

380.00

Net Amount \$	380.00
GST \$	38.00
<b>TOTAL AMOUNT DUE</b>	<b>\$ 418.00</b>

**Please note our terms are strictly 14 days from the date of invoice.**

# Frontier

Financial Group

PATAK Provident Fund  
15 Riverbank Road  
BAIRNSDALE VIC 3875

**Frontier Financial Group**  
164 Macleod Street  
Bairnsdale VIC 3875

P 03 5152 1133  
E Janeen@frontierfg.com.au

Your Adviser	Janeen Sharp
Issue Date	01 July 2022
Due Date	01 July 2022
Invoice No	044414980000039

## Tax Invoice

Service Provided	Amount Due
Ongoing Service	\$6,802.55
Subtotal:	\$6,802.55
GST:	\$680.25
<b>Total:</b>	<b>\$7,482.80</b>
Payment Received	\$7,482.80
<b>Total Due:</b>	<b>\$0.00</b>

Description of Service
<b>PAID IN FULL</b>
On going financial planning advice and services provided in relation to administering an income producing investment portfolio.
<b>No payment required</b>

Payment Terms: 0 days from issue date

Detach and return with payment

### How to Pay

Note: RI Advice Group Pty Ltd will not accept cash payments



**Billers Code: 107318**  
**Ref: 044414980000039**

**Telephone & Internet Banking – BPAY®**  
Contact your bank or financial institution to make this payment from your cheque, savings, debit, credit card or transaction account. More info: [www.bpay.com.au](http://www.bpay.com.au)



Pay your account by credit card online

<http://riadvice.com.au/payment/>



Post this payment slip with your cheque payable to **RI Advice Group Pty Ltd** to:

RI Advice Group Pty Ltd  
GPO Box 529  
Hobart TAS 7001

<4441498><158776><7,482.80>

**PATAK Provident Fund**  
**Members Summary**  
 As at 30 June 2022

Opening Balances	Increases				Decreases				Closing Balance		
	Contributions	Transfers In	Net Earnings	Insurance Proceeds	Pensions Paid	Contributions Tax	Taxes Paid	Benefits Paid/ Transfers Out		Insurance Premiums	Member Expenses
<b>Paul Anthony Dwyer (Age: 60)</b>											
DWYPAU00001A - Accumulation			(49,240)			3,909	5,921				737,707
<b>770,717</b>	<b>26,060</b>		<b>(49,240)</b>			<b>3,909</b>	<b>5,921</b>				<b>737,707</b>
<b>Amanda Jane Dwyer (Age: 53)</b>											
DWYAMA00001A - Accumulation		28,152	(52,076)				6,262				781,601
<b>811,787</b>		<b>28,152</b>	<b>(52,076)</b>				<b>6,262</b>				<b>781,601</b>
<b>1,582,504</b>	<b>26,060</b>	<b>28,152</b>	<b>(101,316)</b>			<b>3,909</b>	<b>12,183</b>				<b>1,519,308</b>

50010 →



# Macquarie Cash Management Account

MACQUARIE BANK LIMITED  
ABN 46 008 583 542 AFSL 237502

enquiries 1800 806 310  
transact@macquarie.com  
www.macquarie.com.au

GPO Box 2520  
Sydney, NSW 2001



MR P A DWYER &  
MRS A J DWYER  
15 RIVERBANK ROAD  
BAIRNSDALE VIC 3875

1 Shelley Street  
Sydney, NSW 2000

account balance **\$37,173.57**  
as at 31 Jul 21

account name AMANDA JANE DWYER &  
PAUL ANTHONY DWYER ATF  
PATAK PROVIDENT FUND  
account no. 967029836

transaction	description	debits	credits	balance
30.06.21	OPENING BALANCE			45,328.34
01.07.21	Direct debit PERSHING SECURIT 2207986	19,987.88 ✓		25,340.46
02.07.21	Deposit MQG FNL DIV 001261032970		1,296.45 ✓	26,636.91
02.07.21	Deposit NAB INTERIM DIV DV221/01207442		1,282.80 ✓	27,919.71
02.07.21	Deposit ATO ATO009000014703268 <i>Paul</i>		2,014.23 ✓	29,933.94
13.07.21	Deposit IAA PAYMENT JUL21/00809485		269.05 ✓	30,202.99
13.07.21	Deposit ISO PAYMENT JUL21/00801354		3,285.39 ✓	33,488.38
15.07.21	Deposit ZYUS PAYMENT JUL21/00801515		171.78 ✓	33,660.16
15.07.21	Deposit ESTX PAYMENT JUL21/00800677		521.75 ✓	34,181.91
15.07.21	Deposit ZYAU PAYMENT JUL21/00801730		596.17 ✓	34,778.08
15.07.21	Direct debit RI ADVICE RI FEES Jul-21	599.16		34,178.92

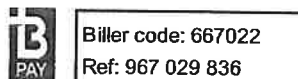
### how to make a transaction

online  
Log in to [www.macquarie.com.au/personal](http://www.macquarie.com.au/personal)

by phone  
Call 133 275 to make a phone transaction

transfers from another bank account  
Transfer funds from another bank to this account:  
BSB 182 512  
ACCOUNT NO. 967029836

deposits using BPay  
From another bank



continued on next



## Macquarie Cash Management Account

enquiries 1800 806 310

account name AMANDA JANE DWYER &  
PAUL ANTHONY DWYER ATF  
PATAK PROVIDENT FUND  
account no. 967029836

	transaction	description	debits	credits	balance
16.07.21	Deposit	NDQ DST JUNE 001262262980		1,035.98 ✓	35,214.90
16.07.21	Deposit	VHY PAYMENT JUL21/00817574		522.61 ✓	35,737.51
16.07.21	Deposit	VAS PAYMENT JUL21/00849965		643.79 ✓	36,381.30
20.07.21	Deposit	VEU DIVIDEND VEU46/00823714		583.44 ✓	36,964.74
28.07.21	Deposit	360 CAPITAL DIGI S00115228684 ✓		205.40 ✓	37,170.14
30.07.21	Interest	MACQUARIE CMA INTEREST PAID*		3.43	37,173.57
		CLOSING BALANCE AS AT 31 JUL 21	20,587.04	12,432.27	37,173.57

\* Interest rate for the period 1 July to 31 July: 0.12% pa (31 days)

continued on next



# Macquarie Cash Management Account

MACQUARIE BANK LIMITED  
ABN 46 008 583 542 AFSL 237502

enquiries 1800 806 310  
transact@macquarie.com  
www.macquarie.com.au

GPO Box 2520  
Sydney, NSW 2001



MR P A DWYER &  
MRS A J DWYER  
15 RIVERBANK ROAD  
BAIRNSDALE VIC 3875

1 Shelley Street  
Sydney, NSW 2000

account balance **\$38,562.40**  
as at 31 Aug 21

account name AMANDA JANE DWYER &  
PAUL ANTHONY DWYER ATF  
PATAK PROVIDENT FUND  
account no. 967029836

transaction	description	debits	credits	balance
31.07.21	OPENING BALANCE			37,173.57
16.08.21	Direct debit RI ADVICER I FEES Aug-21	599.16		36,574.41
20.08.21	Deposit SuperChoice P/L PC:160821-143534563		1,390.76 ✓	37,965.17
23.08.21	Deposit TCL DIV/DIST AUF21/00891576		593.40 ✓	38,558.57
31.08.21	Interest MACQUARIE CMA INTEREST PAID*		3.83	38,562.40
	CLOSING BALANCE AS AT 31 AUG 21	599.16	1,987.99	38,562.40

\* Interest rate for the period 1 August to 31 August: 0.12% pa (31 days)

NO ROLLOVER FROM  
AMANDA'S AWARE SUPER  
bec. needed an ESA no. for  
PATAK SMSF.  
Application submitted in November 21.  
for rollover

\* As exceeded personal  
contributions in June 21.

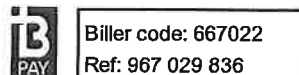
## how to make a transaction

online  
Log in to [www.macquarie.com.au/personal](http://www.macquarie.com.au/personal)

by phone  
Call 133 275 to make a phone transaction

transfers from another bank account  
Transfer funds from another bank to this account:  
BSB 182 512  
ACCOUNT NO. 967029836

deposits using BPay  
From another bank



continued on next





# Macquarie Cash Management Account

MACQUARIE BANK LIMITED  
ABN 46 008 583 542 AFSL 237502

enquiries 1800 806 310  
transact@macquarie.com  
www.macquarie.com.au

GPO Box 2520  
Sydney, NSW 2001



MR P A DWYER &  
MRS A J DWYER  
15 RIVERBANK ROAD  
BAIRNSDALE VIC 3875

1 Shelley Street  
Sydney, NSW 2000

account balance **\$32,886.89**  
as at 30 Sep 21

account name AMANDA JANE DWYER &  
PAUL ANTHONY DWYER ATF  
PATAK PROVIDENT FUND  
account no. 967029836

transaction	description	debits	credits	balance
31.08.21	OPENING BALANCE			38,562.40
07.09.21	Deposit OZL DIV 001263849038		622.24 ✓	39,184.64
15.09.21	Direct debit RI ADVICE RI FEES Sep-21	599.16		38,585.48
17.09.21	Deposit SuperChoice P/L PC130921-145385059 <i>PAUL</i>		2,050.76 ✓	40,636.24
21.09.21	Deposit BHP GROUP DIV AF384/01217419		3,717.20 ✓	44,353.44
21.09.21	Direct debit FinClear Service 2307097	20,014.65		24,338.79
23.09.21	Deposit RESMED DIVIDEND SEP21/00847848		91.75 ✓	24,430.54
23.09.21	Deposit RIO TINTO LTD INT21/00196897		3,876.30 ✓	28,306.84
23.09.21	Deposit MAGELLAN FIN GRP S00115228684		1,028.04 ✓	29,334.88
24.09.21	Deposit WOODSIDE INT21/00675606		860.48 ✓	30,195.36
28.09.21	Deposit COLES GROUP LTD FIN21/01189475		889.56 ✓	31,084.92

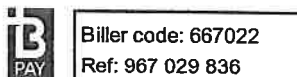
## how to make a transaction

online  
Log in to [www.macquarie.com.au/personal](http://www.macquarie.com.au/personal)

by phone  
Call 133 275 to make a phone transaction

transfers from another bank account  
Transfer funds from another bank to this account:  
BSB 182 512  
ACCOUNT NO. 967029836

deposits using BPay  
From another bank



continued on next



## Macquarie Cash Management Account

enquiries 1800 806 310

account name AMANDA JANE DWYER &  
PAUL ANTHONY DWYER ATF  
PATAK PROVIDENT FUND  
account no. 967029836

transaction	description	debits	credits	balance
29.09.21	Deposit		1,490.00 ✓	32,574.92
30.09.21	Interest		3.58	32,578.50
30.09.21	Deposit		308.39 ✓	32,886.89
	CLOSING BALANCE AS AT 30 SEP 21	20,613.81	14,938.30	32,886.89

\* Interest rate for the period 1 September to 30 September: 0.12% pa (30 days)

continued on next



MACQUARIE

## Macquarie Cash Management Account

MACQUARIE BANK LIMITED  
ABN 46 008 583 542 AFSL 237502

enquiries 1800 806 310  
transact@macquarie.com  
www.macquarie.com.au

GPO Box 2520  
Sydney, NSW 2001



034 84038

MR P A DWYER &  
MRS A J DWYER  
15 RIVERBANK ROAD  
BAIRNSDALE VIC 3875

1 Shelley Street  
Sydney, NSW 2000

account balance **\$42,121.88**  
as at 31 Oct 21

account name AMANDA JANE DWYER &  
PAUL ANTHONY DWYER ATF  
PATAK PROVIDENT FUND  
account no. 967029836

transaction	description	debits	credits	balance
30.09.21	OPENING BALANCE			32,886.89
07.10.21	Deposit WESFARMERS LTD FIN21/01123573		1,144.80 ✓	34,031.69
15.10.21	Direct debit RI ADVICE RI FEES Oct-21	599.16		33,432.53
18.10.21	Deposit VAS PAYMENT OCT21/00851213		1,628.29 ✓	35,060.82
18.10.21	Deposit VHY PAYMENT OCT21/00817778		2,524.47 ✓	37,585.29
18.10.21	Deposit ZYUS PAYMENT OCT21/00801407		388.61 ✓	37,973.90
18.10.21	Deposit ZYAU PAYMENT OCT21/00801631		1,549.97 ✓	39,523.87
18.10.21	Deposit SuperChoice P/L PC121021-100702666		2,050.76	41,574.63
19.10.21	Deposit VEU DIVIDEND VEU47/00823407		427.92 ✓	42,002.55
20.10.21	Deposit TCL PAYMENT RPA21/00858018		115.50 ✓	42,118.05
29.10.21	Interest MACQUARIE CMA INTEREST PAID*		3.83	42,121.88

### how to make a transaction

online  
Log in to [www.macquarie.com.au/personal](http://www.macquarie.com.au/personal)

by phone  
Call 133 275 to make a phone transaction

transfers from another bank account  
Transfer funds from another bank to this account:  
BSB 182 512  
ACCOUNT NO. 967029836

deposits using BPay  
From another bank



Billers code: 667022  
Ref: 967 029 836

continued on next



## Macquarie Cash Management Account

MACQUARIE BANK LIMITED  
ABN 46 008 583 542 AFSL 237502

enquiries 1800 806 310  
transact@macquarie.com  
www.macquarie.com.au

GPO Box 2520  
Sydney, NSW 2001



MR P A DWYER &  
MRS A J DWYER  
15 RIVERBANK ROAD  
BAIRNSDALE VIC 3875

1 Shelley Street  
Sydney, NSW 2000

account balance **\$34,620.48**  
as at 30 Nov 21

account name AMANDA JANE DWYER &  
PAUL ANTHONY DWYER ATF  
PATAK PROVIDENT FUND  
account no. 967029836

transaction	description	debits	credits	balance
31.10.21	OPENING BALANCE			42,121.88
15.11.21	Direct debit RI ADVICE RI FEES Nov-21	599.16		41,522.72
24.11.21	Deposit SuperChoice P/L PC181121-193754934		3,076.14	44,598.86
30.11.21	Interest MACQUARIE CMA INTEREST PAID*		2.90	44,601.76
30.11.21	Direct debit FinClear Service 2396089	9,981.28 ✓		34,620.48
	CLOSING BALANCE AS AT 30 NOV 21	10,580.44	3,079.04	34,620.48

\* Interest rate for the period 1 November to 14 November: 0.12% pa (14 days); 15 November to 30 November: 0.05% pa (16 days)

### how to make a transaction

online  
Log in to [www.macquarie.com.au/personal](http://www.macquarie.com.au/personal)

by phone  
Call 133 275 to make a phone transaction

transfers from another bank account  
Transfer funds from another bank to this account:  
BSB 182 512  
ACCOUNT NO. 967029836

deposits using BPay  
From another bank



Billers code: 667022  
Ref: 967 029 836

continued on next



# Macquarie Cash Management Account

MACQUARIE BANK LIMITED  
ABN 46 008 583 542 AFSL 237502

enquiries 1800 806 310  
transact@macquarie.com  
www.macquarie.com.au

GPO Box 2520  
Sydney, NSW 2001



MR P A DWYER &  
MRS A J DWYER  
15 RIVERBANK ROAD  
BAIRNSDALE VIC 3875

1 Shelley Street  
Sydney, NSW 2000

account balance **\$68,818.92**  
as at 31 Dec 21

account name AMANDA JANE DWYER &  
PAUL ANTHONY DWYER ATF  
PATAK PROVIDENT FUND  
account no. 967029836

transaction	description	debits	credits	balance
30.11.21	OPENING BALANCE			34,620.48
02.12.21	Deposit WESFARMERS LTD RCA21/01246138		2,544.00 ✓	37,164.48
14.12.21	Deposit MQG ITM DIV 001269870745		1,052.64 ✓	38,217.12
15.12.21	Deposit NAB FINAL DIV DV222/00688286		1,432.46 ✓	39,649.58
15.12.21	Direct debit RI ADVICE RI FEES Dec-21	641.00		39,008.58
16.12.21	Deposit RESMED DIVIDEND DEC21/00847708		89.91 ✓	39,098.49
17.12.21	Deposit SuperChoice P/L PC131221-129167824		2,050.76	41,149.25
17.12.21	Funds transfer TRANSACT FUNDS TFR TO EAGER AND PARTNERS	4,455.00 ✓		36,694.25
17.12.21	Funds transfer TRANSACT FUNDS TFR TO EAGER AND PARTNERS	418.00 ✓		36,276.25
20.12.21	Deposit AWARE SSCT089009218674		28,152.03 ✓	64,428.28
21.12.21	Deposit WBC DIVIDEND 001269284882		1,212.60 ✓	65,640.88


## how to make a transaction

online  
Log in to [www.macquarie.com.au/personal](http://www.macquarie.com.au/personal)

by phone  
Call 133 275 to make a phone transaction

transfers from another bank account  
Transfer funds from another bank to this account:  
BSB 182 512  
ACCOUNT NO. 967029836

deposits using BPay  
From another bank



continued on next



## Macquarie Cash Management Account

enquiries 1800 806 310

account name AMANDA JANE DWYER &  
PAUL ANTHONY DWYER ATF  
PATAK PROVIDENT FUND  
account no. 967029836

transaction	description	debits	credits	balance
22.12.21	Deposit ATO ATO004000015675372 <b>REFUND</b>		3,175.99 ✓	68,816.87
31.12.21	Interest MACQUARIE CMA INTEREST PAID*		2.05	68,818.92
	CLOSING BALANCE AS AT 31 DEC 21	5,514.00	39,712.44	68,818.92

\* Interest rate for the period 1 December to 31 December: 0.05% pa (31 days)

continued on next



# Macquarie Cash Management Account

MACQUARIE BANK LIMITED  
ABN 46 008 583 542 AFSL 237502

enquiries 1800 806 310  
transact@macquarie.com  
www.macquarie.com.au

GPO Box 2520  
Sydney, NSW 2001



MR P A DWYER &  
MRS A J DWYER  
15 RIVERBANK ROAD  
BAIRNSDALE VIC 3875

1 Shelley Street  
Sydney, NSW 2000

account balance **\$74,609.68**  
as at 31 Jan 22

account name AMANDA JANE DWYER &  
PAUL ANTHONY DWYER ATF  
PATAK PROVIDENT FUND  
account no. 967029836

transaction	description	debits	credits	balance
31.12.21	OPENING BALANCE			68,818.92
05.01.22	Deposit IAA PAYMENT JAN22/00808983		384.42 ✓	69,203.34
17.01.22	Direct debit RI ADVICE RI FEES Jan-22	641.00		68,562.34
18.01.22	Deposit ISO PAYMENT JAN22/00801354		466.35 ✓	69,028.69
18.01.22	Deposit ESTX PAYMENT JAN22/00800745		230.71 ✓	69,259.40
18.01.22	Deposit ZYAU PAYMENT JAN22/00801588		304.96 ✓	69,564.36
18.01.22	Deposit ZYUS PAYMENT JAN22/00801330		415.98 ✓	69,980.34
19.01.22	Deposit VHY PAYMENT JAN22/00818000		767.44 ✓	70,747.78
19.01.22	Deposit VAS PAYMENT JAN22/00851315		805.90 ✓	71,553.68
20.01.22	Deposit SuperChoice P/L PC140122-187066628		2,050.76	73,604.44
21.01.22	Deposit VEJ DIVIDEND VEJ48/00823379		1,002.26 ✓	74,606.70

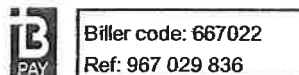
## how to make a transaction

online  
Log in to [www.macquarie.com.au/personal](http://www.macquarie.com.au/personal)

by phone  
Call 133 275 to make a phone transaction

transfers from another bank account  
Transfer funds from another bank to this account:  
BSB 182 512  
ACCOUNT NO. 967029836

deposits using BPay  
From another bank



continued on next



## Macquarie Cash Management Account

enquiries 1800 806 310

account name AMANDA JANE DWYER &  
PAUL ANTHONY DWYER ATF  
PATAK PROVIDENT FUND  
account no. 967029836

	transaction	description	debits	credits	balance
31.01.22	Interest	MACQUARIE CMA INTEREST PAID*		2.98	74,609.68
		CLOSING BALANCE AS AT 31 JAN 22	641.00	6,431.76	74,609.68

\* Interest rate for the period 1 January to 31 January: 0.05% pa (31 days)

continued on next





# Macquarie Cash Management Account

MACQUARIE BANK LIMITED  
ABN 46 008 583 542 AFSL 237502

enquiries 1800 806 310  
transact@macquarie.com  
www.macquarie.com.au

GPO Box 2520  
Sydney, NSW 2001



MR P A DWYER &  
MRS A J DWYER  
15 RIVERBANK ROAD  
BAIRNSDALE VIC 3875

1 Shelley Street  
Sydney, NSW 2000

account balance **\$23,794.04**  
as at 28 Feb 22

account name AMANDA JANE DWYER &  
PAUL ANTHONY DWYER ATF  
PATAK PROVIDENT FUND  
account no. 967029836

transaction	description	debits	credits	balance
31.01.22	OPENING BALANCE			74,609.68
08.02.22	Deposit SuperChoice P/L PC020222-113170344		3,076.14 ✓	77,685.82
10.02.22	Direct debit FinClear Service 2459773	53,771.61 ✓		23,914.21
15.02.22	Direct debit RI ADVICE RI FEES Feb-22	641.00		23,273.21
22.02.22	Deposit TCL DISTRIBUTION AUI22/00888168		519.30 ✓	23,792.51
28.02.22	Interest MACQUARIE CMA INTEREST PAID*		1.53	23,794.04
	CLOSING BALANCE AS AT 28 FEB 22	54,412.61	3,596.97	23,794.04

\* Interest rate for the period 1 February to 28 February: 0.05% pa (28 days)

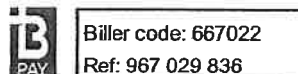
## how to make a transaction

online  
Log in to [www.macquarie.com.au/personal](http://www.macquarie.com.au/personal)

by phone  
Call 133 275 to make a phone transaction

transfers from another bank account  
Transfer funds from another bank to this account:  
BSB 182 512  
ACCOUNT NO. 967029836

deposits using BPay  
From another bank



continued on next



# Macquarie Cash Management Account

MACQUARIE BANK LIMITED  
ABN 46 008 583 542 AFSL 237502

enquiries 1800 806 310  
transact@macquarie.com  
www.macquarie.com.au

GPO Box 2520  
Sydney, NSW 2001



MR P A DWYER &  
MRS A J DWYER  
15 RIVERBANK ROAD  
BAIRNSDALE VIC 3875

1 Shelley Street  
Sydney, NSW 2000

account balance **\$37,859.18**  
as at 31 Mar 22

account name AMANDA JANE DWYER &  
PAUL ANTHONY DWYER ATF  
PATAK PROVIDENT FUND  
account no. 967029836

transaction	description	debits	credits	balance
28.02.22	OPENING BALANCE			23,794.04
08.03.22	Deposit		MAGELLAN FIN GRP S00115228684 2,579.64 ✓	26,373.68
08.03.22	Deposit		SuperChoice P/L PC020322-196229337 2,050.76 ✓	28,424.44
11.03.22	Deposit		OZL DIV 001272772736 700.02 ✓	29,124.46
15.03.22	Direct debit	RI ADVICE RI FEES Mar-22 641.00		28,483.46
17.03.22	Deposit		RESMED DIVIDEND MAR22/00846989 91.52 ✓	28,574.98
23.03.22	Deposit		WOODSIDE FIN21/00673540 3,064.94 ✓	31,639.92
28.03.22	Deposit		BHP GROUP DIV AI385/00518608 2,848.29 ✓	34,488.21
30.03.22	Deposit		CBA ITM DIV 001272179678 1,303.75 ✓	35,791.96
30.03.22	Deposit		WESFARMERS LTD INT22/01126430 1,017.60 ✓	36,809.56
31.03.22	Interest		MACQUARIE CMA INTEREST PAID* 1.21	36,810.77

P.T.O

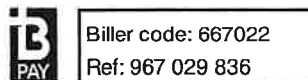
## how to make a transaction

online  
Log in to [www.macquarie.com.au/personal](http://www.macquarie.com.au/personal)

by phone  
Call 133 275 to make a phone transaction

transfers from another bank account  
Transfer funds from another bank to this account:  
BSB 182 512  
ACCOUNT NO. 967029836

deposits using BPay  
From another bank



continued on next



## Macquarie Cash Management Account

enquiries 1800 806 310

account name AMANDA JANE DWYER &  
PAUL ANTHONY DWYER ATF  
PATAK PROVIDENT FUND  
account no. 967029836

	transaction	description	debits	credits	balance
31.03.22	Deposit	COLES GROUP LTD INT22/01177673		1,048.41 ✓	37,859.18
		CLOSING BALANCE AS AT 31 MAR 22	641.00	14,706.14	37,859.18

\* Interest rate for the period 1 March to 31 March: 0.05% pa (31 days)

continued on next



# Macquarie Cash Management Account

MACQUARIE BANK LIMITED  
ABN 46 008 583 542 AFSL 237502

enquiries 1800 806 310  
transact@macquarie.com  
www.macquarie.com.au

GPO Box 2520  
Sydney, NSW 2001



MR P A DWYER &  
MRS A J DWYER  
15 RIVERBANK ROAD  
BAIRNSDALE VIC 3875

1 Shelley Street  
Sydney, NSW 2000

account balance **\$48,288.82**  
as at 29 Apr 22

account name AMANDA JANE DWYER &  
PAUL ANTHONY DWYER ATF  
PATAK PROVIDENT FUND  
account no. 967029836

transaction	description	debits	credits	balance
31.03.22	OPENING BALANCE			37,859.18
06.04.22	Deposit CSL LTD DIVIDEND 22AUD/00984825		335.81 ✓	38,194.99
08.04.22	Deposit SuperChoice P/L PC040422-105743445		2,070.00 ✓	40,264.99
19.04.22	Deposit ZYUS PAYMENT APR22/00801265		419.13 ✓	40,684.12
19.04.22	Deposit ZYAU PAYMENT APR22/00801503		1,142.89 ✓	41,827.01
19.04.22	Direct debit RI ADVICE RI FEES Apr-22	641.00		41,186.01
20.04.22	Deposit VHY PAYMENT APR22/00818004		1,318.40 ✓	42,504.41
20.04.22	Deposit VAS PAYMENT APR22/00851501		2,309.23 ✓	44,813.64
21.04.22	Deposit VEJ DIVIDEND VEJ49/00823148		92.94 ✓	44,906.58
21.04.22	Deposit RIO TINTO LTD FIN21/00198926		3,380.48 ✓	48,287.06
29.04.22	Interest MACQUARIE CMA INTEREST PAID*		1.76	48,288.82

## how to make a transaction

online  
Log in to [www.macquarie.com.au/personal](http://www.macquarie.com.au/personal)

by phone  
Call 133 275 to make a phone transaction

transfers from another bank account  
Transfer funds from another bank to this account:  
BSB 182 512  
ACCOUNT NO. 967029836

deposits using BPay  
From another bank



Bill code: 667022  
Ref: 967 029 836

continued on next



# Macquarie Cash Management Account

MACQUARIE BANK LIMITED  
ABN 46 008 583 542 AFSL 237502

enquiries 1800 806 310  
transact@macquarie.com  
www.macquarie.com.au

GPO Box 2520  
Sydney, NSW 2001



MR P A DWYER &  
MRS A J DWYER  
15 RIVERBANK ROAD  
BAIRNSDALE VIC 3875

1 Shelley Street  
Sydney, NSW 2000

account balance **\$49,758.27**  
as at 31 May 22

account name AMANDA JANE DWYER &  
PAUL ANTHONY DWYER ATF  
PATAK PROVIDENT FUND  
account no. 967029836

transaction	description	debits	credits	balance
29.04.22	OPENING BALANCE			48,288.82
09.05.22	Deposit SuperChoice P/L PC030522-159011259		2,089.24	50,378.06
16.05.22	Direct debit RI ADVICE RI FEES May-22	641.00		49,737.06
31.05.22	Interest MACQUARIE CMA INTEREST PAID*		2.24	49,739.30
31.05.22	Deposit FinClear Service 2569934		18.97	49,758.27
	CLOSING BALANCE AS AT 31 MAY 22	641.00	2,110.45	49,758.27

\* Interest rate for the period 30 April to 31 May: 0.05% pa (32 days)

## how to make a transaction

online  
Log in to [www.macquarie.com.au/personal](http://www.macquarie.com.au/personal)

by phone  
Call 133 275 to make a phone transaction

transfers from another bank account  
Transfer funds from another bank to this account:  
BSB 182 512  
ACCOUNT NO. 967029836

deposits using BPay  
From another bank



Billers code: 667022  
Ref: 967 029 836

continued on next



# Macquarie Cash Management Account

MACQUARIE BANK LIMITED  
ABN 46 008 583 542 AFSL 237502

enquiries 1800 806 310  
transact@macquarie.com  
www.macquarie.com.au

GPO Box 2520  
Sydney, NSW 2001



MR P A DWYER &  
MRS A J DWYER  
15 RIVERBANK ROAD  
BAIRNSDALE VIC 3875

1 Shelley Street  
Sydney, NSW 2000

account balance **\$52,900.92**  
as at 30 Jun 22

account name AMANDA JANE DWYER &  
PAUL ANTHONY DWYER ATF  
PATAK PROVIDENT FUND  
account no. 967029836

transaction	description	debits	credits	balance
31.05.22	OPENING BALANCE			49,758.27
15.06.22	Direct debit RI ADVICE RI FEES Jun-22	641.00		49,117.27
16.06.22	Deposit RESMED DIVIDEND JNE22/00847521		95.65 ✓	49,212.92
21.06.22	Deposit SuperChoice P/L PC150622-109074254		2,089.24	51,302.16
24.06.22	Deposit WBC DIVIDEND 001277944455		1,592.71 ✓	52,894.87
30.06.22	Interest MACQUARIE CMA INTEREST PAID*		6.05	52,900.92
	CLOSING BALANCE AS AT 30 JUN 22	641.00	3,783.65	52,900.92

\* Interest rate for the period 1 June to 16 June: 0.05% pa (16 days); 17 June to 30 June: balances \$0.00 to \$4,999.99 earned 0.25% balances \$5,000.00 and above earned 0.25% pa (14 days)

## how to make a transaction

online  
Log in to [www.macquarie.com.au/personal](http://www.macquarie.com.au/personal)

by phone  
Call 133 275 to make a phone transaction

transfers from another bank account  
Transfer funds from another bank to this account:  
BSB 182 512  
ACCOUNT NO. 967029836

deposits using BPay  
From another bank



Bill code: 667022  
Ref: 967 029 836

continued on next



ETFs EURO STOXX 50® ETF  
ACN 150 433 828

019382 000 ESTX



MR PAUL ANTHONY DWYER &  
MRS AMANDA JANE DWYER  
<PATAK PROVIDENT FUND A/C>  
15 RIVERBANK ROAD  
BAIRNSDALE VIC 3875

6 1200  
ESTX

**Manage your holding**

[www.investorcentre.com/au](http://www.investorcentre.com/au)

**Need assistance?**

Online

[www.investorcentre.com/au/contact](http://www.investorcentre.com/au/contact)

Phone

1300 382 656 (within Australia)

+61 3 9415 4339 (outside Australia)

Holder Identification Number (HIN)

**HIN WITHHELD**

Exchange Code: ESTX

TFN/ABN Status: Quoted

Record Date: 1 July 2022

Payment Date: 15 July 2022

ETFs EURO STOXX 50® ETF

Distribution Payment

Class Description	Amount per Unit (\$)	Total Units Held	Total Gross Amount (\$)
ETF	2.15157270	605	1,301.70
		Australian Withholding Tax:	0.00
		<b>Net Payment:</b>	<b>1,301.70</b>

Your Payment Instruction

MACQUARIE BANK LTD

BSB: 182-512


ACCOUNT NUMBER: XXXXXXXX36

Amount Deposited

**\$1,301.70**


If payment cannot be made to the above account, the distribution amount will be withheld pending receipt of your valid direct credit instructions. Register your instructions at [www.computershare.com.au/easyupdate/estx](http://www.computershare.com.au/easyupdate/estx) or call Computershare on 1300 382 656.

**Note:** A charge may be levied for a replacement statement. You should refer to the relevant ETF Securities Product Disclosure Statement (Taxation Considerations) available at [www.etfsecurities.com.au](http://www.etfsecurities.com.au).



10 TECH TITANS  
ETF

SCAN NOW TO LEARN MORE  
ABOUT OUR FANG+ETF



— 049333 000 IAA



MR PAUL ANTHONY DWYER &  
MRS AMANDA JANE DWYER  
<PATAK PROVIDENT FUND A/C>  
15 RIVERBANK ROAD  
BAIRNSDALE VIC 3875

## Manage your holdings



[www.investorcentre.com/au](http://www.investorcentre.com/au)



Computershare Investor Services Pty Limited  
GPO Box 2975 Melbourne  
Victoria 3001 Australia

## Enquiries:



(within Australia) 1300 474 273  
(outside Australia) +61 3 9415 4695

Holder Identification Number (HIN)

**HIN WITHHELD**

Record Date:

**4 July 2022**

Payment Date:

**13 July 2022**

## iShares Distribution Distribution Payment

ASX	Fund Name	Cash per Security (\$)	Units	Gross Cash Amount (\$)	Tax Withheld Amount (\$)	Net Cash Amount (\$)
IAA	iShares Asia 50 ETF	0.71681036	448	321.13	0.00	321.13
			<b>Total</b>	<b>321.13</b>	<b>0.00</b>	<b>321.13</b>

### Your Payment Instruction:

MACQUARIE BANK LTD

BSB: 182-512

ACC: XXXXXX36

**Amount Deposited:**

**AUD\$321.13**

If payment cannot be made to the above account, the distribution amount will be held as a non-interest bearing deposit pending receipt of your valid direct credit instructions. Register your instructions at [www.investorcentre.com/au](http://www.investorcentre.com/au) or call Computershare on 1300 474 273.

**Note 1:** You should refer to the iShares tax booklet for Australian domiciled iShares ETFs at [www.blackrock.com/au](http://www.blackrock.com/au) for more tax related information. Please retain this statement in a safe place as a charge may be levied for a replacement.

**Note 2:** If you require a payment to be re-issued, you may be charged an administrative fee which will be deducted from your payment. Fees are applicable to certain types of payments valued at over \$100 AU.

## IT'S TIME TO THINK SUSTAINABLY.

Expect more from iShares ESG ETFs. Turn over to learn more.





61800  
NDQ



# BetaShares

## Exchange Traded Funds

Responsible Entity: BetaShares Capital Ltd  
ABN 78 139 566 868 | AFSL 341181  
ARSN 169 907 564

All Registry communications to:  
C/- Link Market Services Limited  
Locked Bag A14, Sydney South, NSW, 1235  
Telephone: +61 1300 420 094  
ASX Code: NDQ  
Email: [betashares@linkmarketservices.com.au](mailto:betashares@linkmarketservices.com.au)  
Website: [www.linkmarketservices.com.au](http://www.linkmarketservices.com.au)



034 398416

MR PAUL ANTHONY DWYER &  
MRS AMANDA JANE DWYER  
<PATAK PROVIDENT FUND A/C>  
15 RIVERBANK ROAD  
BAIRNSDALE VIC 3875

### Distribution Advice

**Payment date:** 18 July 2022  
**Record date:** 4 July 2022  
**Reference no.:** X\*\*\*\*\*3545  
TFN/ABN RECEIVED AND RECORDED

Dear Unitholder,

#### BETASHARES NASDAQ 100 ETF

Distribution statement for the period ended 30 June 2022

A distribution payment has been made in respect of your units as at the record date. The final details of the distribution components (including any non-assessable amounts) is advised in the Attribution Managed Investment Trust Member Annual (AMMA) Statement for the year ended 30 June 2022.

Visit our investor website at [www.linkmarketservices.com.au](http://www.linkmarketservices.com.au) where you can view and change your details, including electing to receive distribution notifications by email going forward.

Class Description	Rate per Unit	Participating Units	Gross Amount
Ordinary Units	84.15832 cents	1,742	\$1,466.04
		<b>Net Amount:</b>	<b>\$1,466.04</b> ✓

#### PAYMENT REMITTED TO:

MACQUARIE BANK  
1 SHELLEY STREET  
SYDNEY NSW 2000  
Account Name: AJ DWYER & PA DWYER ATF <PATAK PROVIDENT FUND>  
BSB: 182-512 ACC: \*\*\*\*\*9836  
Direct Credit Reference No.: 001279661587

This statement contains important information; Please retain this statement for taxation purposes as a charge may be levied for replacement.

Transurban Holdings Limited ABN 86 098 143 429  
 Transurban Infrastructure Management Limited ABN 27 098 147 678  
 AS responsible entity of Transurban Holding Trust ARSN 098 807 419  
 Transurban International Limited ABN 90 121 746 825

028978 034 TCL



MR PAUL ANTHONY DWYER &  
 MRS AMANDA JANE DWYER  
 <PATAK PROVIDENT FUND A/C>  
 15 RIVERBANK ROAD  
 BAIRNSDALE VIC 3875

## Update Your Information

[www.computershare.com.au/easyupdate/tcl](http://www.computershare.com.au/easyupdate/tcl)

**Computershare Investor Services Pty Limited**  
 GPO Box 2975 Melbourne  
 Victoria 3001 Australia

(within Australia) 1300 360 146  
 (international) +61 3 9415 4315

Holder Identification Number (HIN)	X 0085173545
ASX Code	TCL
TFN/ABN Status	Quoted
Record Date	30 June 2022
Payment Date	23 August 2022
Direct Credit Reference No.	886091

## Distribution on Stapled Securities

Set out below are the details of your August 2022 distribution totalling 26 cents per security (less withholding tax where applicable).

Transurban Holdings Limited Dividend <sup>1</sup>	Triple Stapled Securities
Dividend per Security (cents)	2.00
Number of Securities	5,669
Dividend - Franked	\$113.38
Dividend - Unfranked	\$0.00
<b>Net Dividend</b>	<b>\$113.38</b>
Franking Credit	\$48.59

Transurban Holding Trust Distribution <sup>2</sup>	Triple Stapled Securities
Distribution per Security (cents)	24.00
Number of Securities	5,669
Non-Assessable Component	\$829.94
Interest Income	\$188.81
Rent and Other Income <sup>3</sup>	\$332.16
Non-Concessional MIT Income (NCMI)	\$0.00
Capital Gain - Discount	\$0.00
Capital Gain - Other	\$0.00
Franked Distribution	\$9.65
<b>Gross Distribution</b>	<b>\$1,360.56</b>
Australian Tax Withheld	\$0.00
<b>Net Distribution</b>	<b>\$1,360.56</b>
Franking Credit	\$4.13

Total	
Number of Securities at Record Date	5,669
Total Dividend and Distribution per Security (cents)	26.00
Total Gross Dividend and Distribution	\$1,473.94
Total Australian Tax Withheld	\$0.00
Non-Assessable Component	\$829.94
Total Net Dividend and Distribution	\$1,473.94
Total Franking Credits	\$52.72

### Payment Instructions

Bank Name	MACQUARIE BANK LTD
BSB	182-512
Account Number	967029836
Amount Deposited	A\$1,473.94 ✓

**Important information is contained on the back of this page**



## Update your details online - it's fast and secure.

To update your banking instructions, Distribution Reinvestment Plan election, Tax File Number or electronic communications, simply visit [www.computershare.com.au/easyupdate/tcl](http://www.computershare.com.au/easyupdate/tcl).

If you do not have access to the internet, please call 1300 360 146 to speak with a Customer Service Representative.



ABN 72 072 881 086. AFS License 227263.

Vanguard® Australian Shares Index ETF



All correspondence to:  
Computershare Investor Services Pty Limited  
GPO Box 2975 Melbourne  
Victoria 3001 Australia  
Enquiries (within Australia) 1300 757 905  
(outside Australia) 61 3 9415 4813  
Facsimile 61 2 8235 8209  
www.investorcentre.com/au/contact  
www.computershare.com

080786 000 VAS



MR PAUL ANTHONY DWYER &  
MRS AMANDA JANE DWYER  
<PATAK PROVIDENT FUND A/C>  
15 RIVERBANK ROAD  
BAIRNSDALE VIC 3875

Holder Identification Number (HIN)

HIN WITHHELD

ASX Code VAS  
TFN/ABN Status Quoted  
Record Date 4 July 2022  
Payment Date 18 July 2022

**Vanguard Australian Shares Index ETF  
Distribution Payment for the Period Ending 30 June 2022  
Direct Credit Advice**

Class Description	Rate Per Security	Securities Held	Gross Amount
ETF	\$2.15953183	1,157	\$2,498.58

Withholding tax: \$0.00

**NET PAYMENT: \$2,498.58**

**Note:** You should retain this statement to assist you in preparing your tax return. Please keep this in a safe place as a charge may be levied for a replacement. If you require a payment to be re-issued, you may be charged an administrative fee which will be deducted from your payment. Fees are applicable to certain types of payments valued at over \$100 AUD.

For additional information regarding the distribution, including estimated tax components and Fund Payment information, please visit the Announcements section of the Vanguard Investments Australia web page [www.vanguard.com.au/etf](http://www.vanguard.com.au/etf)

### Your Payment Instruction

Bank: MACQUARIE BANK LTD  
BSB: 182-512  
ACC: XXXXXXXX36

Amount Deposited

**\$2,498.58** ✓

If payment cannot be made to the above instruction, a direct credit form will be forwarded to your registered address and your distribution entitlement shown above will be held as a non-interest bearing deposit until your new direct credit instructions are received.



ABN 72 072 881 086. AFS License 227263.

Vanguard® Australian Shares High Yield ETF



All correspondence to:  
Computershare Investor Services Pty Limited  
GPO Box 2975 Melbourne  
Victoria 3001 Australia  
Enquiries (within Australia) 1300 757 905  
(outside Australia) 61 3 9415 4813  
Facsimile 61 2 8235 8209  
www.investorcentre.com/au/contact  
www.computershare.com

1 102483 000 VHY



MR PAUL ANTHONY DWYER &  
MRS AMANDA JANE DWYER  
<PATAK PROVIDENT FUND A/C>  
15 RIVERBANK ROAD  
BAIRNSDALE VIC 3875

Holder Identification Number (HIN)

HIN WITHHELD

ASX Code VHY  
TFN/ABN Status Quoted  
Record Date 4 July 2022  
Payment Date 18 July 2022

**Vanguard Australian Shares High Yield ETF  
Distribution Payment for the Period Ending 30 June 2022  
Direct Credit Advice**

Class Description	Rate Per Security	Securities Held	Gross Amount
ETF	\$1.24687911	1,592	\$1,985.03

Withholding tax: \$0.00

**NET PAYMENT: \$1,985.03**

**Note:** You should retain this statement to assist you in preparing your tax return. Please keep this in a safe place as a charge may be levied for a replacement. If you require a payment to be re-issued, you may be charged an administrative fee which will be deducted from your payment. Fees are applicable to certain types of payments valued at over \$100 AUD.

For additional information regarding the distribution, including estimated tax components and Fund Payment information, please visit the Announcements section of the Vanguard Investments Australia web page [www.vanguard.com.au/etf](http://www.vanguard.com.au/etf)

### Your Payment Instruction

Bank: MACQUARIE BANK LTD  
BSB: 182-512  
ACC: XXXXXXXX36

Amount Deposited

**\$1,985.03** ✓

If payment cannot be made to the above instruction, a direct credit form will be forwarded to your registered address and your distribution entitlement shown above will be held as a non-interest bearing deposit until your new direct credit instructions are received.



ETF S&P/ASX 300 HIGH YIELD PLUS ETF  
ACN 150 433 828

004560 000 ZYAU



MR PAUL ANTHONY DWYER &  
MRS AMANDA JANE DWYER  
<PATAK PROVIDENT FUND A/C>  
15 RIVERBANK ROAD  
BAIRNSDALE VIC 3875

Manage your holding

www.investorcentre.com/au

Need assistance?

Online

www.investorcentre.com/au/contact

Phone

1300 382 656 (within Australia)  
+61 3 9415 4339 (outside Australia)

Holder Identification Number (HIN)

HIN WITHHELD

Exchange Code: ZYAU

TFN/ABN Status: Quoted

Record Date: 1 July 2022

Payment Date: 15 July 2022

ETF S&P/ASX 300 High Yield Plus ETF  
Distribution Payment

Class Description	Amount per Unit (\$)	Total Units Held	Total Gross Amount (\$)
ETF	0.11885400	8,559	1,017.27
		Australian Withholding Tax:	0.00
		<b>Net Payment:</b>	<b>1,017.27</b>

Your Payment Instruction

MACQUARIE BANK LTD

BSB: 182-512

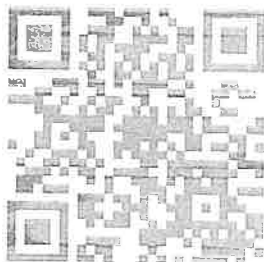
ACCOUNT NUMBER: XXXXXXXX36

Amount Deposited

\$1,017.27 ✓

If payment cannot be made to the above account, the distribution amount will be withheld pending receipt of your valid direct credit instructions. Register your instructions at [www.computershare.com.au/easyupdate/zyau](http://www.computershare.com.au/easyupdate/zyau) or call Computershare on 1300 382 656.

**Note:** A charge may be levied for a replacement statement. You should refer to the relevant ETF Securities Product Disclosure Statement (Taxation Considerations) available at [www.etfsecurities.com.au](http://www.etfsecurities.com.au).



10 TECH TITANS  
1 ETF

SCAN NOW TO LEARN MORE  
ABOUT OUR FANG+ETF





ETF Securities

ETFS S&P 500 HIGH YIELD LOW VOLATILITY ETF

ACN 150 433 828

F 018779 000 ZYUS



MR PAUL ANTHONY DWYER &  
MRS AMANDA JANE DWYER  
<PATAK PROVIDENT FUND A/C>  
15 RIVERBANK ROAD  
BAIRNSDALE VIC 3875

Manage your holding

[www.investorcentre.com/au](http://www.investorcentre.com/au)

Need assistance?

Online

[www.investorcentre.com/au/contact](http://www.investorcentre.com/au/contact)

Phone

1300 382 656 (within Australia)

+61 3 9415 4339 (outside Australia)

Holder Identification Number (HIN)

HIN WITHHELD

Exchange Code: ZYUS

TFN/ABN Status: Quoted

Record Date: 1 July 2022

Payment Date: 15 July 2022

## ETFS S&P 500 High Yield Low Volatility ETF Distribution Payment

Class Description	Amount per Unit (\$)	Total Units Held	Total Gross Amount (\$)
ETF	0.07464944	3,768	281.28
		Australian Withholding Tax:	0.00
		<b>Net Payment:</b>	<b>281.28</b>

### Your Payment Instruction

MACQUARIE BANK LTD

BSB: 182-512

ACCOUNT NUMBER: XXXXXXXX36

**Amount Deposited**

**\$281.28** ✓

If payment cannot be made to the above account, the distribution amount will be withheld pending receipt of your valid direct credit instructions. Register your instructions at [www.computershare.com.au/easyupdate/zyus](http://www.computershare.com.au/easyupdate/zyus) or call Computershare on 1300 382 656.

**Note:** A charge may be levied for a replacement statement. You should refer to the relevant ETF Securities Product Disclosure Statement (Taxation Considerations) available at [www.etfsecurities.com.au](http://www.etfsecurities.com.au).



# 10 TECH TITANS ETF

**SCAN NOW TO LEARN MORE  
ABOUT OUR FANG+ETF**



Equity Holdings - 30/06/2022 5:00:00 PM

Security Code	Total Holdings	Chess Registered	Chess Available	Purchase Price (\$)	Book Value (\$)	Market Price (\$)	Market Value (\$)	Portfolio (%)	Profit/Loss (\$)	Income (\$)	Yield (%)
BHP BHP GROUP LIMITED	1,369	1,369	1,369	21.920	30,009	41.250	56,471	3.90	26,462	6,029	10.68
CBA COMMONWEALTH BANK OF AUSTRALIA	745	745	745	0.000	0	90.380	67,333	4.65	67,333	2,868	4.26
COL COLES GROUP LIMITED	3,177	3,177	3,177	12.588	39,993	17.810	56,582	3.91	16,589	1,938	3.43
CSL CSL LIMITED	236	236	236	45.830	10,816	269.060	63,498	4.39	52,682	751	1.18
ESTX GLOBAL X EURO STOXX 50 ETF	605	605	605	66.162	40,028	60.850	36,814	2.54	(3,214)	1,532	4.16
GDC GLOBAL DATA CENTRE GROUP	25,944	25,944	25,944	1.684	43,682	1.290	33,468	2.31	(10,214)	0	0.00
GOLD GLOBAL X METAL SECURITIES AUSTRALIA LIMITED	2,070	2,070	2,070	19.325	40,002	24.500	50,715	3.51	10,713	0	0.00
IAA ISHARES ASIA 50 ETF	448	448	448	89.178	39,952	91.080	40,804	2.82	852	706	1.73
MQG MACQUARIE GROUP LIMITED	387	387	387	64.534	24,975	164.510	63,665	4.40	38,691	2,516	3.95
NAB NATIONAL AUSTRALIA BANK LIMITED	2,138	2,138	2,138	17.060	36,474	27.390	58,560	4.05	22,085	2,993	5.11
NDQ BETASHARES NASDAQ 100 ETF	1,742	1,742	1,742	31.372	54,650	26.710	46,529	3.22	(8,122)	1,466	3.15
OZL OZ MINERALS LIMITED	3,889	3,889	3,889	10.280	39,979	17.760	69,069	4.77	29,090	1,011	1.46
RIO RIO TINTO LIMITED	689	689	689	58.451	40,273	102.700	70,760	4.89	30,488	7,211	10.19
RMD RESMED INC	2,544	2,544	2,544	27.580	70,164	30.690	78,075	5.40	7,912	447	0.57
TCL TRANSURBAN GROUP	5,669	5,669	5,669	13.782	78,131	14.380	81,520	5.64	3,389	2,324	2.85
VAS VANGUARD AUSTRALIAN SHARES INDEX ETF	1,157	1,157	1,157	86.423	99,991	83.750	96,899	6.70	(3,092)	7,292	7.53
VEU VANGUARD ALL-WORLD EX-US SHARES INDEX ET	772	772	772	74.983	57,887	72.430	55,916	3.87	(1,971)	1,690	3.02
VHY VANGUARD AUSTRALIAN SHARES HIGH YIELD ETI	1,592	1,592	1,592	62.814	99,999	62.700	99,818	6.90	(181)	6,112	6.12
WBC WESTPAC BANKING CORPORATION	2,611	2,611	2,611	13.207	34,483	19.500	50,915	3.52	16,431	3,159	6.21

177600  
180000  
182000  
HOLDINGS

Equity Holdings - 30/06/2022 5:00:00 PM

Security Code	Total Holdings	Chess Registered	Chess Available	Purchase Price (\$)	Book Value (\$)	Market Price (\$)	Market Value (\$)	Portfolio (%)	Profit/Loss (\$)	Income (\$)	Yield (%)
WDS WOODSIDE ENERGY GROUP LTD	2,344	2,344	2,344	20.074	47,053	31.840	74,633	5.16	27,580	7,175	9.61
WES WESFARMERS LIMITED	1,687	1,687	1,687	32.312	54,510	41.910	70,702	4.89	16,192	3,037	4.29
ZYAU GLOBAL X S&P/ASX 300 HIGH YIELD PLUS ETF	8,559	8,559	8,559	11.684	100,003	8.460	72,409	5.01	(27,593)	3,717	5.13
ZYUS GLOBAL X S&P 500 HIGH YIELD LOW VOLATILITY E	3,768	3,768	3,768	13.269	49,996	13.670	51,509	3.56	1,512	1,627	3.16
<b>TOTAL</b>					<b>\$1,133,049</b>		<b>\$1,446,665</b>		<b>\$313,615</b>	<b>\$65,601</b>	

Please note: Income and yield are based on the dividend payments made in the last twelve months, excluding special payments and franking credits.

78000

CIDC # 215944 \$ 33,468

78200

ESTX # 605 36814  
GOLD 2870 50715  
IATA 448 40804  
NDB 1742 46529  
TCL 5669 81520  
VAS 1157 96899  
VHT 1592 99818  
ZYAU 8559 72409  
ZYUS 3768 51509

- 33468  
- 577017  
836,180

78000  
78200  
77600

577017



72300 77000 BUYS  
78000 78200 SELLS

**ShawandPartners**  
an EFG company

MR PAUL ANTHONY DWYER & MRS AMANDA JANE DWYER  
PATAK PROVIDENT FUND A/C  
Account S1619689

Statement - FY2022

Date	Reference	Details	Debit (\$)	Credit (\$)	Balance (\$)
31-May-2022	B236718	EFT BSB:182512 Acc:967029836	18.97	0.00	0.00
27-May-2022	140461692	Buy 415 WES @ 46.7700	19,516.31	0.00	18.97 CR
27-May-2022	140458387	Buy 1442 TCL @ 14.4700	20,980.50	0.00	19,535.28 CR
27-May-2022	140458116	Buy 707 RMD @ 28.6900	20,395.39	0.00	40,515.78 CR
27-May-2022	140457816	Buy 179 RIO @ 112.5500	20,257.25	0.00	60,911.17 CR
27-May-2022	140457427	Sell 9458 ISO @ 4.9300	0.00	-46,371.49	81,168.42 CR
27-May-2022	140455376	Sell 293 MFGO @ 1.2500 ✓	0.00	-311.25	34,796.93 CR
27-May-2022	140455375	Sell 2343 MFG @ 14.8000 ✓	0.00	-34,485.68	34,485.68 CR
10-Feb-2022	C354124	EFT BSB:182512 Acc:967029836	0.00	-53,771.61	0.00
08-Feb-2022	132888692	Buy 8827 GDC @ 1.6900	14,999.68	0.00	53,771.61 DR
08-Feb-2022	132888656	Buy 42 CSL @ 256.1100	10,815.78	0.00	38,771.93 DR
08-Feb-2022	132884817	Buy 590 WBC @ 21.8900	12,986.14	0.00	27,956.15 DR
08-Feb-2022	132884790	Buy 1442 MFG @ 17.2483	25,008.86	0.00	14,970.01 DR
08-Feb-2022	132843000	Buy 765 TCL @ 12.9850	9,988.53	0.00	10,038.85 CR
08-Feb-2022	132842777	Sell 239 VEU @ 84.2600 ✓	0.00	-20,027.38	20,027.38 CR
30-Nov-2021	C344965	EFT BSB:182512 Acc:967029836	0.00	-9,981.28	0.00
26-Nov-2021	128686523	Buy 273 NDQ @ 36.3600	9,981.28	0.00	9,981.28 DR
21-Sep-2021	C333229	EFT BSB:182512 Acc:967029836	0.00	-20,014.65	0.00
17-Sep-2021	123721395	Buy 587 NDQ @ 33.9100	20,014.65	0.00	20,014.65 DR
01-Jul-2021	C320459	EFT BSB:182512 Acc:967029836	0.00	-19,987.88	0.00

MFG

72300

MFGO

1 2973

71422

BUY

SELL

**PATAK Provident Fund  
General Ledger**

As at 30 June 2022

72300  
77600  
MOVEMENT  
1

Transaction Date	Description	Units	Debit	Credit	Balance \$
<b>Derivatives (Options, Hybrids, Future Contracts) (72300)</b>					
<u>Magellan Financial - Options (MFGO.AX)</u>					
07/04/2022	options <i>BONUS ISSUE</i>	293.00			0.00 DR
31/05/2022	FinClear Service 2569934 50 (Auto <i>SELL</i> ) reprocessed due to distribution entered / deleted on 30/06/2022)	(293.00)			0.00 DR
		<b>0.00</b>	<b>0.00</b>		<b>0.00 DR</b>
<b>Shares in Listed Companies (77600)</b>					
<u>BHP (BHP.AX)</u>					
01/07/2021	Opening Balance	1,369.00			66,492.33 DR
30/06/2022	Total Revaluation - 30/06/2022 @ \$41.250000 (System Price) - 1,369.000000 Units on hand			10,021.08	56,471.25 DR
		<b>1,369.00</b>		<b>10,021.08</b>	<b>56,471.25 DR</b>
<u>Commonwealth Bank (CBA.AX)</u>					
01/07/2021	Opening Balance	745.00			74,403.15 DR
30/06/2022	Total Revaluation - 30/06/2022 @ \$90.380000 (System Price) - 745.000000 Units on hand			7,070.05	67,333.10 DR
		<b>745.00</b>		<b>7,070.05</b>	<b>67,333.10 DR</b>
<u>Coles (COL.AX)</u>					
01/07/2021	Opening Balance	3,177.00			54,294.93 DR
30/06/2022	Total Revaluation - 30/06/2022 @ \$17.810000 (System Price) - 3,177.000000 Units on hand		2,287.44		56,582.37 DR
		<b>3,177.00</b>	<b>2,287.44</b>		<b>56,582.37 DR</b>
<u>CSL (CSL.AX)</u>					
01/07/2021	Opening Balance	194.00			55,326.86 DR
10/02/2022	FinClear Service 2459773 13 <i>BUY</i>	42.00	10,815.78		66,142.64 DR
30/06/2022	Total Revaluation - 30/06/2022 @ \$269.060000 (System Price) - 236.000000 Units on hand			2,644.48	63,498.16 DR
		<b>236.00</b>	<b>10,815.78</b>	<b>2,644.48</b>	<b>63,498.16 DR</b>
<u>Magellan (MFG.AX)</u>					
01/07/2021	Opening Balance	901.00			48,527.86 DR
10/02/2022	FinClear Service 2459773 13 <i>BUY</i>	1,442.00	25,008.86		73,536.72 DR
31/05/2022	FinClear Service 2569934 50 (Auto <i>SELL</i> ) reprocessed due to distribution entered / deleted on 30/06/2022)	(2,343.00)		80,241.57	6,704.85 CR
31/05/2022	Unrealised Gain writeback as at 31/05/2022		6,704.85		0.00 DR
		<b>0.00</b>	<b>31,713.71</b>	<b>80,241.57</b>	<b>0.00 DR</b>
<u>Macquarie (MQG.AX)</u>					
01/07/2021	Opening Balance	387.00			60,538.41 DR
30/06/2022	Total Revaluation - 30/06/2022 @ \$164.510000 (System Price) - 387.000000 Units on hand		3,126.96		63,665.37 DR
		<b>387.00</b>	<b>3,126.96</b>		<b>63,665.37 DR</b>
<u>National Bank (NAB.AX)</u>					
01/07/2021	Opening Balance	2,138.00			56,058.36 DR
30/06/2022	Total Revaluation - 30/06/2022 @ \$27.390000 (System Price) - 2,138.000000 Units on hand		2,501.46		58,559.82 DR
		<b>2,138.00</b>	<b>2,501.46</b>		<b>58,559.82 DR</b>

72300  
77600  
MOVEMENT  
2

## PATAK Provident Fund General Ledger

As at 30 June 2022

Transaction Date	Description	Units	Debit	Credit	Balance \$
<u>Oz Minerals (OZL.AX)</u>					
01/07/2021	Opening Balance	3,889.00			87,424.72 DR
30/06/2022	Total Revaluation - 30/06/2022 @ \$17.760000 (System Price) - 3,889.000000 Units on hand			18,356.08	69,068.64 DR
		<b>3,889.00</b>		<b>18,356.08</b>	<b>69,068.64 DR</b>
<u>Rio Tinto (RIO.AX)</u>					
01/07/2021	Opening Balance	510.00			64,586.40 DR
31/05/2022	FinClear Service 2569934 50 (Auto reprocessed due to distribution entered / deleted on 30/06/2022) BUY	179.00	20,257.25		84,843.65 DR
30/06/2022	Total Revaluation - 30/06/2022 @ \$102.700000 (System Price) - 689.000000 Units on hand			14,083.35	70,760.30 DR
		<b>689.00</b>	<b>20,257.25</b>	<b>14,083.35</b>	<b>70,760.30 DR</b>
<u>Resmed Inc (RMD.AX)</u>					
01/07/2021	Opening Balance	1,837.00			60,180.12 DR
31/05/2022	FinClear Service 2569934 50 (Auto reprocessed due to distribution entered / deleted on 30/06/2022) BUY	707.00	20,395.39		80,575.51 DR
30/06/2022	Total Revaluation - 30/06/2022 @ \$30.690000 (System Price) - 2,544.000000 Units on hand			2,500.15	78,075.36 DR
		<b>2,544.00</b>	<b>20,395.39</b>	<b>2,500.15</b>	<b>78,075.36 DR</b>
<u>Transurban - rights (TCLR.AX)</u>					
28/09/2021	Renounceable Rights Issue for 385 units ISSUE	385.00			0.00 DR
20/10/2021	TCL PAYMENT RPA21/00858018 50 SELL	(385.00)			0.00 DR
		<b>0.00</b>	<b>0.00</b>		<b>0.00 DR</b>
<u>Vanguard Etf - CDI (VEU.AX)</u>					
01/07/2021	Opening Balance	1,011.00			85,722.69 DR
10/02/2022	FinClear Service 2459773 13 SELL	(239.00)		18,749.87	66,972.82 DR
10/02/2022	Unrealised Gain writeback as at 10/02/2022			2,343.88	64,628.94 DR
30/06/2022	Total Revaluation - 30/06/2022 @ \$72.430000 (System Price) - 772.000000 Units on hand			8,712.98	55,915.96 DR
		<b>772.00</b>		<b>29,806.73</b>	<b>55,915.96 DR</b>
<u>Westpac Bank (WBC.AX)</u>					
01/07/2021	Opening Balance	2,021.00			52,162.01 DR
10/02/2022	FinClear Service 2459773 13 BUY	590.00	12,986.14		65,148.15 DR
30/06/2022	Total Revaluation - 30/06/2022 @ \$19.500000 (System Price) - 2,611.000000 Units on hand			14,233.65	50,914.50 DR
		<b>2,611.00</b>	<b>12,986.14</b>	<b>14,233.65</b>	<b>50,914.50 DR</b>
<u>Woodside Energy (WDS.AX)</u>					
25/05/2022	WPL.AX to WDS.AX CODE CHANGE	2,097.00	63,391.55		63,391.55 DR
01/06/2022	bhp in specie wds	247.00	7,350.72		70,742.27 DR
30/06/2022	Total Revaluation - 30/06/2022 @ \$31.840000 (System Price) - 2,344.000000 Units on hand		3,890.69		74,632.96 DR
		<b>2,344.00</b>	<b>74,632.96</b>		<b>74,632.96 DR</b>
<u>Wesfarmers (WES.AX)</u>					
01/07/2021	Opening Balance	1,272.00			75,175.20 DR
02/12/2021	WESFARMERS LTD RCA21/01246138 50 [Return of Capital: \$2 per unit]	0.00		2,544.00	72,631.20 DR

72500  
 77600  
 MOVEMENT  
 3

**PATAK Provident Fund  
 General Ledger**

As at 30 June 2022

Transaction Date	Description	Units	Debit	Credit	Balance \$
31/05/2022	FinClear Service 2569934 50 (Auto reprocessed due to distribution entered / deleted on 30/06/2022) <i>BUY</i>	415.00	19,516.31		92,147.51 DR
30/06/2022	Total Revaluation - 30/06/2022 @ \$41.910000 (System Price) - 1,687.000000 Units on hand			21,445.34	70,702.17 DR
		<b>1,687.00</b>	<b>19,516.31</b>	<b>23,989.34</b>	<b>70,702.17 DR</b>
<u>Woodside (WPL.AX)</u>					
01/07/2021	Opening Balance	2,097.00			46,574.37 DR
25/05/2022	WPL.AX to WDS.AX <i>CODE CHANGE</i>	(2,097.00)			46,574.37 DR
25/05/2022	WPL.AX to WDS.AX	0.00		63,391.55	16,817.18 CR
30/06/2022	Total Revaluation - 30/06/2022 @ \$0.000000 - 0.000000 Units on hand		16,817.18		0.00 DR
		<b>0.00</b>	<b>16,817.18</b>	<b>63,391.55</b>	<b>0.00 DR</b>

**Total Debits: 215,050.58**

**Total Credits: 266,338.03**



Magellan Financial Group Limited  
 ABN 59 108 437 592  
 Place of incorporation/registration: Victoria  
 Magellan Financial Group Trust  
 ARSN 111 911 592

72300  
MFCO

## CHESS HOLDING STATEMENT

For statement enquiries contact  
your CHESS Sponsor:

**SHAW AND PARTNERS LIMITED**

LEVEL 7 CHIFLEY TOWER  
 CHIFLEY SQUARE  
 SYDNEY, NSW 2000

☎ 02 9238 1238



230387 02981

MR PAUL ANTHONY DWYER &  
 MRS AMANDA JANE DWYER  
 <PATAK PROVIDENT FUND A/C>  
 15 RIVERBANK ROAD  
 BAIRNSDALE VIC 3875

Holder ID Number (HIN): 0085173545

CHESS Sponsor's ID (PID): 02981

Statement Period: April 2022

Page: 1 of 1

### MFGO - OPTION EXPIRING 16-APR-2027

Date	Transaction Type	Transaction ID	Ex/Cum Status	Quantity		Holding Balance
				On	Off	
14 Apr 22	Allotment of Securities from a Bonus Issue	6011301127031400		293		293

#### FOR YOUR INFORMATION

- ☛ To obtain full terms and conditions of an Issuer's securities contact the Issuer's Registrar or the Issuer directly.
- ☛ For information about CHESS Depository Interests (CDIs) and to obtain a free copy of the Financial Services Guide (FSG) or any supplementary FSG for CHESS Depository Nominees Pty Ltd go to [www.asx.com.au/cdis](http://www.asx.com.au/cdis) or phone 131 279.
- ☛ ASX Settlement may by law need to disclose information in CHESS Holdings to third parties.

*Refer overleaf for additional important information*

#### Share Registry Details:

BOARDROOM PTY LIMITED  
 GPO BOX 3993  
 SYDNEY NSW 2001  
 Ph: 02 92909600



ASX

Issued By:

ASX Settlement Pty Limited | ABN 49 008 504 532 | PO Box H227, Australia Square, Sydney NSW 1215



BHP Group Limited  
ABN 49 004 028 077

161235 000 BHP



MR PAUL ANTHONY DWYER &  
MRS AMANDA JANE DWYER  
<PATAK PROVIDENT FUND A/C>  
15 RIVERBANK ROAD  
BAIRNSDALE VIC 3875

## Update Your Details:



[www.computershare.com.au/investor](http://www.computershare.com.au/investor)



(within Australia) 1300 503 833  
(international) +61 3 9415 4188



Computershare Investor Services Pty Limited  
GPO Box 2975 Melbourne  
Victoria 3001 Australia

## Your Shareholding

SHARE CLASS	HOLDER NUMBER
Ordinary Shares	HIN WITHHELD
TFN/ABN STATUS	
Quoted	
RECORD DATE	IN SPECIE DIVIDEND DATE
26 May 2022	1 June 2022

You must keep this document for your tax records.

## BHP Group Limited

### In Specie Dividend Statement

On 1 June 2022, BHP Group Limited paid an in specie dividend of Woodside Energy Group Ltd shares (**Woodside shares**). The statement below represents the Woodside shares distributed to you or your entitlement to the Woodside shares (if you were a Selling Shareholder or an Ineligible Overseas Shareholder), based on the fully paid ordinary shares in BHP Group Limited registered in your name as at the Record Date. The value of the in specie dividend was based on the closing price of Woodside shares on 31 May 2022 (**Woodside closing price**). This dividend has been franked in Australia at a rate of 100% and the company tax rate used to determine the franking credit is 30%.

The in specie dividend is not a cash payment.

Woodside closing price	Entitlement to Woodside shares*	Franked Amount	Unfranked Amount	Value of in specie dividend
<b>A\$29.76</b>	<b>247</b>	<b>A\$7,350.72</b>	<b>A\$0.00</b>	<b>A\$7,350.72</b>
		<b>Australian Franking Credit</b>		<b>A\$3,150.31</b>

\*BHP shareholders were entitled to receive one Woodside share for every 5.5340 BHP shares. BHP shareholders were entitled to a whole number of Woodside shares, with any entitlement to a fraction of a Woodside share that would have otherwise arisen being rounded down to the nearest whole number.

### Tax information

A general summary of relevant taxation implications, including the tax outcomes of the in specie dividend for BHP shareholders, is outlined in Appendix 1 of the BHP ASX announcement dated 8 April 2022 which can be located at [bhp.com/petroleum](http://bhp.com/petroleum).

As this summary is general in nature, this information does not take into account the individual circumstances of particular holders and does not constitute tax advice. It is intended as a general guide only and holders should seek independent taxation advice on the tax implications based on their own individual circumstances.

For US tax resident shareholders, the market value of the in specie dividend will need to be converted into US dollars. The exchange rate used by BHP to determine the quantum of the in-specie dividend in US\$ was AUD/USD 0.7187.

For UK tax resident shareholders, the market value of the in specie dividend will need to be converted into British Pounds in accordance with a method prescribed for UK tax purposes.

### Sale Facility

If you are a Selling Shareholder or an Ineligible Overseas Shareholder as at the Record Date, you will receive a separate statement for the sale proceeds payable to you as a result of the sale of the Woodside Shares that you were otherwise entitled to being sold under the Sale Facility.



**All correspondence to:**  
Computershare Investor Services Pty Limited  
GPO Box 2975 Melbourne  
Victoria 3001 Australia  
Enquiries (within Australia) 1300 558 062  
(outside Australia) +61 3 9415 4631  
Facsimile +61 3 9473 2500  
www.investorcentre.com/contact  
www.computershare.com

**Private and Confidential**

126455 000 WES  
MR PAUL ANTHONY DWYER &  
MRS AMANDA JANE DWYER  
<PATAK PROVIDENT FUND A/C>  
15 RIVERBANK ROAD  
BAIRNSDALE VIC 3875

**Holder Identification Number (HIN)**  
**HIN WITHHELD**

Record Date	19 November 2021
Payment Date	2 December 2021
Direct Credit Ref. No.	1246138
ASX Code	WES

## 2021 Return of Capital

The statement below represents your return of capital payment of A\$2.00 per share, approved by shareholders at the Wesfarmers Annual General Meeting held on Thursday 21 October 2021.

Class Description	Amount per Security	Number of Securities	Gross Payment
Ordinary Shares	A\$2.00	1,272	A\$2,544.00
<b>Total</b>			<b>A\$2,544.00</b>
<b>Total Payment</b>			<b>A\$2,544.00</b>

### Important Notes

1. In accordance with your instructions, the return of capital payment was directly credited to your bank account as shown below. If payment cannot be made to the account listed below, the return of capital amount will be withheld pending receipt of your valid direct credit payment instructions.
2. You should retain this statement to assist you in preparing your tax return.
3. Shareholders should obtain their own professional advice on the tax implications of this payment.

## Your Payment Instruction

MACQUARIE BANK LTD  
BSB: 182-512 Account number: XXXXXXXX36

Amount Deposited

**A\$2,544.00** ✓

78000  
78200  
MOVEMENT

# PATAK Provident Fund General Ledger

As at 30 June 2022

Transaction Date	Description	Units	Debit	Credit	Balance \$
<b>Stapled Securities (78000)</b>					
<u>Global Data Centre Group (GDC.AX)</u>					
01/07/2021	Opening Balance	17,117.00			30,297.09 DR
10/02/2022	FinClear Service 2459773 13 BUY	8,827.00	14,999.68		45,296.77 DR
30/06/2022	Total Revaluation - 30/06/2022 @ \$1.290000 (System Price) - 25,944.000000 Units on hand			11,829.01	33,467.76 DR
		<b>25,944.00</b>	<b>14,999.68</b>	<b>11,829.01</b>	<b>33,467.76 DR</b>
<b>Units in Listed Unit Trusts (78200)</b>					
<u>Euro Stoxx 50 - ETF Units (ESTX.AX)</u>					
01/07/2021	Opening Balance	605.00			45,828.75 DR
30/06/2022	Total Revaluation - 30/06/2022 @ \$60.850000 (System Price) - 605.000000 Units on hand			9,014.50	36,814.25 DR
		<b>605.00</b>		<b>9,014.50</b>	<b>36,814.25 DR</b>
<u>Metal Securities - ETF Physical Gold (GOLD.AX)</u>					
01/07/2021	Opening Balance	207.00			45,277.11 DR
09/06/2022	10 for 1 share split of GOLD.AX	1,863.00			45,277.11 DR
30/06/2022	Total Revaluation - 30/06/2022 @ \$24.500000 (System Price) - 2,070.000000 Units on hand		5,437.89		50,715.00 DR
		<b>2,070.00</b>	<b>5,437.89</b>		<b>50,715.00 DR</b>
<u>Ishares Asia 50 - ETF Units (IAA.AX)</u>					
01/07/2021	Opening Balance	448.00			54,924.80 DR
30/06/2022	Total Revaluation - 30/06/2022 @ \$91.080000 (System Price) - 448.000000 Units on hand			14,120.96	40,803.84 DR
		<b>448.00</b>		<b>14,120.96</b>	<b>40,803.84 DR</b>
<u>Ishares S&amp;p/Asx - ETF Units (ISO.AX)</u>					
01/07/2021	Opening Balance	9,458.00			55,234.72 DR
31/05/2022	FinClear Service 2569934 50 (Auto SELL reprocessed due to distribution entered / deleted on 30/06/2022)	(9,458.00)		48,501.10	6,733.62 DR
31/05/2022	Unrealised Gain writeback as at 31/05/2022			6,733.62	0.00 DR
		<b>0.00</b>		<b>55,234.72</b>	<b>0.00 DR</b>
<u>Betashares Nasdaq 100 Etf (NDQ.AX)</u>					
01/07/2021	Opening Balance	882.00			28,321.02 DR
21/09/2021	FinClear Service 2307097 13 BUY	587.00	20,014.65		48,335.67 DR
30/11/2021	FinClear Service 2396089 13 BUY	273.00	9,981.28		58,316.95 DR
30/06/2022	Total Revaluation - 30/06/2022 @ \$26.710000 (System Price) - 1,742.000000 Units on hand			11,788.13	46,528.82 DR
		<b>1,742.00</b>	<b>29,995.93</b>	<b>11,788.13</b>	<b>46,528.82 DR</b>
<u>Transurban (TCL.AX)</u>					
01/07/2021	Opening Balance	3,462.00			49,264.26 DR
10/02/2022	FinClear Service 2459773 13 BUY	765.00	9,988.53		59,252.79 DR
31/05/2022	FinClear Service 2569934 50 (Auto BUY reprocessed due to distribution entered / deleted on 30/06/2022)	1,442.00	20,980.50		80,233.29 DR
30/06/2022	Total Revaluation - 30/06/2022 @ \$14.380000 (System Price) - 5,669.000000 Units on hand		1,286.93		81,520.22 DR
		<b>5,669.00</b>	<b>32,255.96</b>		<b>81,520.22 DR</b>



78000  
78200  
MOVEMENT  
2

**PATAK Provident Fund**  
**General Ledger**

As at 30 June 2022

Transaction Date	Description	Units	Debit	Credit	Balance \$
<u>Vanguard ETF Units (VAS.AX)</u>					
01/07/2021	Opening Balance	1,157.00			108,804.28 DR
30/06/2022	Total Revaluation - 30/06/2022 @ \$83.750000 (System Price) - 1,157.000000 Units on hand			11,905.53	96,898.75 DR
		<b>1,157.00</b>		<b>11,905.53</b>	<b>96,898.75 DR</b>
<u>Vanguard Australian Shares High Yield ETF (VHY.AX)</u>					
01/07/2021	Opening Balance	1,592.00			106,791.36 DR
30/06/2022	Total Revaluation - 30/06/2022 @ \$62.700000 (System Price) - 1,592.000000 Units on hand			6,972.96	99,818.40 DR
		<b>1,592.00</b>		<b>6,972.96</b>	<b>99,818.40 DR</b>
<u>S&amp;p/Asx 300 High Yield Plus - ETF Units (ZYAU.AX)</u>					
01/07/2021	Opening Balance	8,559.00			86,788.26 DR
30/06/2022	Total Revaluation - 30/06/2022 @ \$8.460000 (System Price) - 8,559.000000 Units on hand			14,379.12	72,409.14 DR
		<b>8,559.00</b>		<b>14,379.12</b>	<b>72,409.14 DR</b>
<u>S&amp;p 500 High Yield Low Volatility - ETF Units (ZYUS.AX)</u>					
01/07/2021	Opening Balance	3,768.00			46,911.60 DR
30/06/2022	Total Revaluation - 30/06/2022 @ \$13.670000 (System Price) - 3,768.000000 Units on hand		4,596.96		51,508.56 DR
		<b>3,768.00</b>	<b>4,596.96</b>		<b>51,508.56 DR</b>
<b>Total Debits:</b>	<b>87,286.42</b>				
<b>Total Credits:</b>	<b>135,244.93</b>				



ETFS METAL SECURITIES AUSTRALIA LIMITED  
ACN 101 465 383

014566 000 GOLD



MR PAUL ANTHONY DWYER &  
MRS AMANDA JANE DWYER  
<PATAK PROVIDENT FUND A/C>,  
15 RIVERBANK ROAD  
BAIRNSDALE VIC 3875

Update your Information: 78200  
CDD

**Online:**  
www.investorcentre.com/au

**By Mail:**  
Computershare Investor Services Pty Limited  
GPO Box 2975 Melbourne  
Victoria 3001 Australia

**Enquiries:**  
(within Australia) 1300 382 656  
(outside Australia) +61 3 9415 4339

Holder Identification Number (HIN)  <b>HIN WITHHELD</b>	
Securities Sub-Register  CHESS	
<b>PRE SHARE SPLIT SHAREHOLDING</b>  207	<b>POST SHARE SPLIT SHAREHOLDING</b>  2070

For your security keep your SRN/HIN confidential

## ETFS Physical Gold - Share Split

17 June 2022

Dear Shareholder

On 31 May 2022 a resolution was passed at the Annual General Meeting of ETFS Metal Securities Australia Limited (**"the Company"**), to conduct a 10:1 share split with respect to Metal Securities issued in ETFS Physical Gold (ASX Code: **GOLD**).

The share split was implemented on 10 June 2022.

### Reasons for Conducting the Share Split

The share split was conducted to reduce the price of GOLD. Before the split, GOLD had a price of roughly \$240 - making it one of the most expensive ETPs. After the split, GOLD will have a price of roughly \$24, bringing it much more closely in-line with other exchange traded products (ETPs).

We understand that retail and smaller investors are increasingly using ETPs to construct portfolios. By lowering the price, we hope that GOLD will have wider appeal to smaller investors.

Furthermore, GOLD is being increasingly used by investors in portfolio construction. A lower price allows these investors to manage their portfolio allocations more precisely.

# Gold Bullion Securities Limited

ABN 40 101 465 383  
State of Incorporation/Registration: Victoria



259390 02981

MR PAUL ANTHONY DWYER &  
MRS AMANDA JANE DWYER  
<PATAK PROVIDENT FUND A/C>  
15 RIVERBANK ROAD  
BAIRNSDALE VIC 3875

## 78200 GOLD CHESS HOLDING STATEMENT

For statement enquiries contact  
your CHES Sponsor:

**SHAW AND PARTNERS LIMITED**

LEVEL 7 CHIFLEY TOWER  
CHIFLEY SQUARE  
SYDNEY, NSW 2000

☎ 02 9238 1238

Holder ID Number (HIN): 0085173545

CHES Sponsor's ID (PID): 02981

Statement Period: June 2022

Page: 1 of 1

### GOLD - ETFS PHYSICAL GOLD

Date	Transaction Type	Transaction ID	Ex/Cum Status	Quantity On	Off	Holding Balance
	<b>Balance Brought Forward from 30 Jul 19</b>					207
10 Jun 22	Adjustment due to Reconstruction of Capital	5987100009035900		1863		2070

#### ASX CHES HOLDING STATEMENTS AND NOTIFICATIONS

Your CHES statements and notifications will soon look different. Find out more at [asx.com.au/statements](http://asx.com.au/statements)

#### FOR YOUR INFORMATION

- ☛ To obtain full terms and conditions of an Issuer's securities contact the Issuer's Registrar or the Issuer directly.
- ☛ For information about CHES Depository Interests (CDIs) and to obtain a free copy of the Financial Services Guide (FSG) or any supplementary FSG for CHES Depository Nominees Pty Ltd go to [www.asx.com.au/cdis](http://www.asx.com.au/cdis) or phone 131 279.
- ☛ ASX Settlement may by law need to disclose information in CHES Holdings to third parties.

*Refer overleaf for additional important information*



ASX

Issued By:

ASX Settlement Pty Limited | ABN 49 008 504 532 | PO Box H227, Australia Square, Sydney NSW 1215

#### Share Registry Details:

COMPUTERSHARE INVESTOR SERVICES PTY LTD  
GPO BOX 7045  
SYDNEY NSW 1115  
Ph: 1300 855 080

# PATAK Provident Fund Dividend Reconciliation Report

For The Period 01 July 2021 - 30 June 2022

Date	Net Payment Received	Australian Income			Foreign Income			Withheld		
		Unfranked	Franked	Franking Credits	Foreign Income	Foreign Credits	NZ Credits	TFN Withheld	Non-Resident	LIC Deduction
TOTAL	47,911.72	2,924.73	42,511.60	18,219.27	2,475.39	371.73				
<p> <i>from DIST's + 6348.35</i>            + 674.92            1076.65            - 11.50 DISALLOWED            1035.15         </p>										

## Tax Return Reconciliation

	Totals	Tax Return Label
Unfranked	2,924.73	J ✓
Franked Dividends	42,511.60	K ✓
Franking Credits	18,219.27	L ✓

PATAK Provident Fund

**Distribution Reconciliation Report**

For The Period 01 July 2021 - 30 June 2022

Date	Non Primary Production Income (A) * 1			Distributed Capital Gains (B) * 2			Foreign Income * 3			Non-Assessable						
	Payment Received	Franked	Unfranked	Interest/ Other	Franking Credits	Discounted (After Discount)	Rate * 5	CGT Concession	Indexed	Other	Foreign Income	Foreign Credits	Tax Exempt	Tax Free	Tax Deferred / AMT * 6	Taxable Income
TOTAL	25,435.24	13,940.34	769.43	2,193.41	6,348.35	3,908.56		2,586.02	0.00	0.00	3,378.70	674.92	0.00	0.00	(1,341.22)	31,213.71

Total Distributed Gains

Discount Rate	Discounted	Gross
Superfund 1/3	3,908.56	5,862.84
Individual 50%(I)	0.00	0.00
<b>Total</b>	<b>3,908.56</b>	<b>5,862.84</b>

\* 1 Summary of Non Primary Production Income (A)

Tax Label	Franked	Unfranked	Interest/Other	Less Other Deduction	Income Before Credits * 7	Franking Credits	Total Including Credits
11M Gross trust distributions	13,940.34	769.43	2,193.41	0.00	16,903.18	6,348.35	23,251.53

\* 2 Forms part of the Net Capital Gains calculation for Tax Label 11A.

\* 3 Forms part of the Foreign Credits calculation for Tax Label 11D, D1, 13C1.

\* 4 Taxable Income is designed to match Tax Statement provided by Fund Manager.

Taxable Income in the SMSF Annual Return will be different due to application of Capital Losses in Net Capital Gain calculation and application of different discount method.

\* 5 This is the discount rate selected for the transaction. "S" being Super Funds at 1/3 and "I" being Individual at 50%.

\* 6 AMIT cost base net increase is reflected as negative amount i.e. negative tax deferred and AMIT cost base net decrease is reflected as positive amount i.e. positive tax deferred.

\* 7 Sum of Income Before Credits reconciles with Taxable Trust Distributions in Statement of Taxable Income.

\* Variance between Payment Received and Net Cash Distribution.

8500  
2



## Accounts summary

Account	Payment reference number	Overdue	Balance
Income tax 002 THE TRUSTEE FOR PATAK PROVIDENT FUND	002005516644457621		\$0.00
Activity statement 004 THE TRUSTEE FOR PATAK PROVIDENT FUND	004883188127914260		\$0.00
<b><i>Unclaimed superannuation money 001 THE TRUSTEE FOR PATAK PROVIDENT FUND</i></b>			
USM Reporting		\$0.00	



## Income tax 002

---

Date generated	16/11/2022
Overdue	\$0.00
Not yet due	\$0.00
Balance	\$0.00

## Transactions

---

2 results found - from 01 July 2021 to 16 November 2022 sorted by processed date ordered oldest to newest

Processed date	Effective date	Description	Debit (DR)	Credit (CR)	Balance
17 Dec 2021	17 Dec 2021	Tax return Self Man Superfund - Income Tax for the period from 01 Jul 20 to 30 Jun 21		\$3,175.99	\$3,175.99 CR
17 Dec 2021	22 Dec 2021	EFT refund for Income Tax for the period from 01 Jul 20 to 30 Jun 21	\$3,175.99		\$0.00



Australian Government  
Australian Taxation Office

**Agent** EAGER & PARTNERS  
**Client** THE TRUSTEE FOR PATAK  
PROVIDENT FUND  
**ABN** 88 318 812 791  
**TFN** 551 664 445

## Activity statement 004

---

<b>Date generated</b>	16/11/2022
<b>Overdue</b>	\$0.00
<b>Not yet due</b>	\$0.00
<b>Balance</b>	\$0.00

## Transactions

---

0 results found - from **01 July 2021** to **16 November 2022** sorted by **processed date** ordered **oldest to newest**