

Off-Market Value Estimate [?](#)

\$345k

32 Torrens St, Waterford West QLD 4133

3 1 2 769m² 167m²

Improve this data

OFF MARKET REPORT [?](#)



Property Details

32 Torrens St, Waterford West is a 3 bedroom, 1 bathroom House with 2 parking spaces and was built in 1993. The property has a land size of 769m² and a floor size of 167m². While the property is not currently for sale or for rent, it was last sold for \$295,000 in September 2014.

Building Type	House
Year Built	1993
Floor Size	167m ²
Land Size	769m ²
Local Government	Logan City
Parish Name	Mackenzie
Primary Land Use	Single Unit Dwelling
Secondary Land Use	None
Zoning	Residential - A
Lot/Plan	129/RP842567

Valuation Estimate

How much is 32 Torrens St, Waterford West worth?

Last updated 01 FEB 2019 | [About property estimates](#) [?](#)

\$290k
Low



\$395k
High

Property History for 32 Torrens St, Waterford West

A timeline of how this property has performed in the market

See the full listing history at realestate.com.au

Last Sold

\$295,000

05 SEP 2014 - Government



05 SEP 2014 - **Sold \$295,000**



17 MAY 2007 - **Sold \$180,000**



12 NOV 1999 - **Sold \$115,000**



Sign in to see more transactions

See the full listing history at realestate.com.au

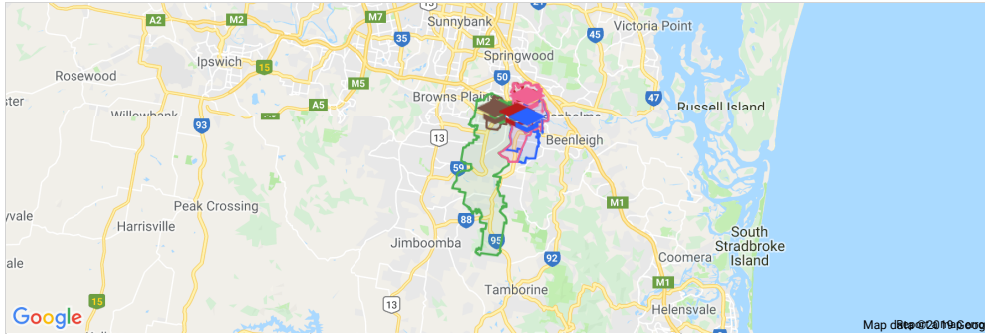
Thinking Airbnb?



Find out how much you can earn if you rent 32 Torrens St on Airbnb.

How much could I earn?

What's around 32 Torrens St, Waterford West



Nearby Schools

All Primary Secondary Government

Government schools

Waterford West State School
 John Street Waterford West QLD 4133 Waterford West 4133
 0.51km
Primary Government Co-Ed 670 Students

Marsden State High School
 106-130 Muchow Road Waterford West QLD 4133 Waterford West 4133
 1.67km
Secondary Government Years 7 to 12 Co-Ed 2054 Students

Waterford State School
 40 Nerang Street Waterford QLD 4133 Waterford 4133
 1.83km
Primary Government Co-Ed 665 Students

Marsden State School
 Hickory Street Marsden QLD 4132 Marsden 4132
 2.22km
Primary Government Co-Ed 1027 Students

Loganlea State High School
 Neridah Street Loganlea QLD 4131 Loganlea 4131
 2.46km
Secondary Government Years 7 to 12 Co-Ed 619 Students

Disclaimer

Comparable Properties

Explore the Area

Compare & Find Better Home Loan Rates in Waterford West




Save thousands off your mortgage by comparing the latest Australian home loan offers.

<p>Refinance</p> <p>From 3.62% p.a. comparison rate</p> <p>Compare Now</p>	<p>Investment</p> <p>From 3.92% p.a. comparison rate</p> <p>Compare Now</p>	<p>Owner Occupier</p> <p>From 3.58% p.a. comparison rate</p> <p>Compare Now</p>	<p>Fixed Rate</p> <p>From 4.01% p.a. comparison rate</p> <p>Compare Now</p>
---	--	--	--





T&C: Rates are indicative only and are subject to change.

Find Better

Stop paying too much for your energy in Waterford West

Estimated electricity prices for an average home in Waterford West range between \$392.43 and \$627.85 per quarter; **That's a difference of \$941.67 per year!** Click below to see the current top 4 energy deals. 

4 offers from 47 deals for this property

 Home Saver Plus Alinta Energy	 Autopay with Mega ... PowerShop	 Savers Senior AGL	 Home Saver Lite Q Energy
\$392.43/qtr	\$394.71/qtr	\$396.73/qtr	\$397.37/qtr


Quarterly electricity bill prices based on estimated average daily consumption of 15.9kWh in Waterford West QLD, and assumes that all applicable conditions of the energy plans are satisfied. The calculation includes pay on time conditional discounts and GST and excludes incentives, fees and other once off charges.

[Compare All Deals](#)

Get free quotes from local services in Waterford West

Select one of our popular services:

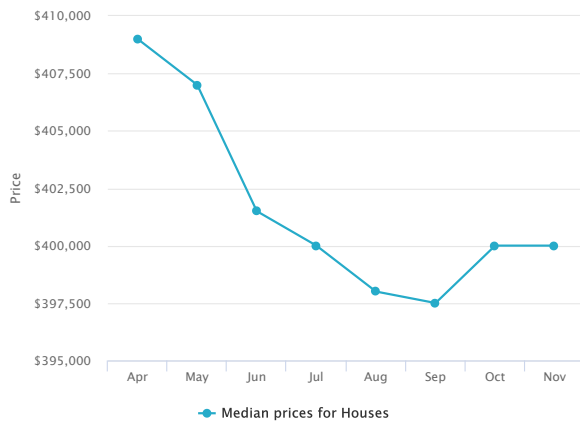
- Removalist
- Builder
- Cleaner
- Conveyancing
- Painter
- Browse other services

[GET FREE QUOTES](#) with 

Waterford West Suburb Price Trends

Median price for Houses in this neighbourhood

\$400,000



Waterford West Suburb Profile

A snapshot of the neighbourhood around you

Age

0-9	16%
10-19	13%
20-29	16%
30-39	14%
40-49	12%
50-59	11%
60-69	9%
70-79	6%
80-89	3%
90-99	1%

Income

0-15.6K	3%
15.6-33.8K	15%
33.8-52K	15%
52-78K	18%
78-130K	25%
130-182K	9%
182K+	5%

Household

Childless Couples	34%
Couples with Children	44%
Single Parents	20%
Other	2%

Occupancy

Owns Outright	24%
Purchaser	34%
Renting	39%
Other	1%
Not Stated	3%

Get more information on the Waterford West profile page



Property News

Helping you make smarter property investment decisions.

[Get the latest news & tips](#)