

From First to Last by Account  
Options: Not summarised, Excluding NIL Balances  
Client Code: JAC504 From 01/07/2018 To 30/06/2019

Last Year	Account	Description	Debit	Credit
(49484.77)	198	Dividends received		62776.61
	<b>199</b>	<b>Interest received</b>		
(5.66)	19901	Westpac - Cash		
		Management Account		215.96
(7500.00)	19905	Westpac Term Deposits		6830.34
	<b>202</b>	<b>Managed fund distributions</b>		
(1858.56)	20202	APN property for income fund		1858.56
	<b>204</b>	<b>Movement in Net Market Values</b>		
(14464.54)	20402	Listed equities		73513.14
(24984.52)	20404	Managed funds		1900.30
1521.95	20432	Listed equities	3319.27	
23213.21	20434	Managed funds	-	
3190.00	300	Accountancy fees	3190.00	
11.25	309	Bank charges	25.00	
307.00	364	Filing fees	312.00	
	<b>550</b>	<b>SUPERANNUATION FUND</b>		
(70054.64)	55002	Profit Earned This Year	-	
70054.64	55003	Distribution to Members	140248.64	
	<b>551</b>	<b>RUSSELL GEORGE JACOBSEN</b>		
(569037.45)	55101	Balance at beginning of year		602528.20
(32513.75)	55102	Allocated earnings		65092.19
(977.00)	55105	Income tax expense on earnings		744.76
	<b>552</b>	<b>SUSANNE JACOBSEN</b>		
(657017.34)	55201	Balance at beginning of year		695686.29
(37540.89)	55202	Allocated earnings		75156.45
(1128.06)	55205	Income tax expense on earnings		859.91
962.11	664	Other debtors	989.09	
24952.93	680	Cash at bank	152721.85	
257500.00	681	Term Deposits	250000.00	
	<b>795</b>	<b>Shares in listed companies</b>		
20222.00	79505	AGL unsecured notes	-	
93107.00	79511	ANZ Ltd	93008.00	
93614.00	79512	Australian Pipeline Trust	102643.00	
104985.00	79515	BHP Billiton Ltd	127431.00	
42038.00	79516	Blackmores Ltd	26523.00	
210667.00	79518	Commonwealth Bank Ltd	239317.00	
101470.00	79519	CBA Perls IX	104500.00	
34720.00	79520	Cromwell Property Ltd	41314.00	
23402.00	79532	Janus Henderson PLC	-	
11460.00	79535	NIB Health Ltd	-	
9925.00	79541	Stockland Property Ltd	10425.00	
42960.00	79542	Sydney Airports Ltd	48240.00	
45745.00	79545	Telstra Corp Ltd	67221.00	
67771.00	79552	Wesfarmers Ltd	68559.00	
96397.00	79555	Westpac Banking Corp	93304.00	
	<b>799</b>	<b>Managed funds</b>		
34653.21	79911	APN property for income fund	36553.51	
5949.56	904	Provision for income tax	9698.97	
(24286.32)	944	Provision for deferred tax liability		32380.62

Client Code: JAC504  
Options: Not summarised, Excluding NIL Balances  
From 01/07/2018 To 30/06/2019

Last Year	Account	Description	Debit	Credit
	<b>999</b>	<b>Jobstream Selection Account</b>		
22.00	99901	Jobstream Selection Account	22.00	
(22.00)	99999	Clearing balance		22.00
<hr/>			<hr/>	<hr/>
(70054.64)		Total	1619565.33	1619565.33

NET PROFIT THIS YEAR 140248.64  
NET PROFIT LAST YEAR 70054.64

No. of Accounts: 42  
No. of Entries: 63

Client Code: JAC504  
From First to Last by Account  
From 01/07/2018 To 30/06/2019

Date	Type	Gp	Ref.	Debit	Credit	Balance		
<b>198</b>	<b>Dividends received</b>							
	LY Closing Balance					(49484.77)		
30/06/2019	Jnl		1		62749.63	(62749.63)		
	cash receipts & pmts for the year							
30/06/2019	Jnl		6		26.98	(62776.61)		
	sgp & cmw dists after year end							
	Closing Balance					0.00	62776.61	(62776.61)
<b>199</b>	<b>Interest received</b>							
<b>19901</b>	<b>Westpac - Cash Management Account</b>							
	LY Closing Balance					(5.66)		
30/06/2019	Jnl		1		5.12	(5.12)		
	cash receipts & pmts for the year							
30/06/2019	Jnl		1		210.84	(215.96)		
	cash receipts & pmts for the year							
	Closing Balance					0.00	215.96	(215.96)
<b>19905</b>	<b>Westpac Term Deposits</b>							
	LY Closing Balance					(7500.00)		
30/06/2019	Jnl		1		6830.34	(6830.34)		
	cash receipts & pmts for the year							
	Closing Balance					0.00	6830.34	(6830.34)
<b>202</b>	<b>Managed fund distributions</b>							
<b>20202</b>	<b>APN property for income fund</b>							
	LY Closing Balance					(1858.56)		
30/06/2019	Jnl		1		1858.56	(1858.56)		
	cash receipts & pmts for the year							
	Closing Balance					0.00	1858.56	(1858.56)
<b>204</b>	<b>Movement in Net Market Values</b>							
<b>20402</b>	<b>Listed equities</b>							
	LY Closing Balance					(14464.54)		
30/06/2019	Jnl		4		73513.14	(73513.14)		
	revaluation of listed equities to market value at year end							
	Closing Balance					0.00	73513.14	(73513.14)
<b>20404</b>	<b>Managed funds</b>							
	LY Closing Balance					(24984.52)		
30/06/2019	Jnl		3		1900.30	(1900.30)		
	revaluation of managed funds to market value at year end							
	Closing Balance					0.00	1900.30	(1900.30)

Client Code: JAC504  
From First to Last by Account  
From 01/07/2018 To 30/06/2019

Date	Type	Gp	Ref.	Debit	Credit	Balance
<b>20432 Listed equities</b>						
						1521.95
						LY Closing Balance
30/06/2019	Jnl		2	3319.27		3319.27
						profit on disposal of investments during the year
				3319.27	0.00	3319.27
						Closing Balance
<b>300 Accountancy fees</b>						
						3190.00
						LY Closing Balance
30/06/2019	Jnl		1	3190.00		3190.00
						cash receipts & pmts for the year
				3190.00	0.00	3190.00
						Closing Balance
<b>309 Bank charges</b>						
						11.25
						LY Closing Balance
30/06/2019	Jnl		1	27.50		27.50
						cash receipts & pmts for the year
30/06/2019	Jnl		1		2.50	25.00
						cash receipts & pmts for the year
				27.50	2.50	25.00
						Closing Balance
<b>364 Filing fees</b>						
						307.00
						LY Closing Balance
30/06/2019	Jnl		1	53.00		53.00
						cash receipts & pmts for the year
30/06/2019	Jnl		1	259.00		312.00
						cash receipts & pmts for the year
				312.00	0.00	312.00
						Closing Balance
<b>550 SUPERANNUATION FUND</b>						
<b>55001 Unallocated Benefits Brought Forward</b>						
						0.00
						Opening Balance
01/07/2018	Jnl				70054.64	(70054.64)
						Year end balance forward
01/07/2018	Jnl			70054.64		0.00
						Year end balance forward
				70054.64	70054.64	0.00
						Closing Balance
<b>55002 Profit Earned This Year</b>						
						(70054.64)
						Opening Balance
01/07/2018	Jnl			70054.64		0.00
						Year end balance forward : Profit distribution
				70054.64	0.00	0.00
						Closing Balance

Client Code: JAC504  
From First to Last by Account  
From 01/07/2018 To 30/06/2019

Date	Type Gp	Ref.	Debit	Credit	Balance
<b>55003 Distribution to Members</b>					
					70054.64
					Opening Balance
01/07/2018	Jnl			70054.64	0.00
					Year end balance forward
30/06/2019	Jnl	7	140248.64		140248.64
					allocation of net earnings to members for the year
			140248.64	70054.64	140248.64
					Closing Balance
<b>551 RUSSELL GEORGE JACOBSEN</b>					
<b>55101 Balance at beginning of year</b>					
					(569037.45)
					Opening Balance
01/07/2018	Jnl			32513.75	(601551.20)
					Year end balance forward
01/07/2018	Jnl			977.00	(602528.20)
					Year end balance forward
			0.00	33490.75	(602528.20)
					Closing Balance
<b>55102 Allocated earnings</b>					
					(32513.75)
					Opening Balance
01/07/2018	Jnl		32513.75		0.00
					Year end balance forward
30/06/2019	Jnl	7		65092.19	(65092.19)
					allocation of net earnings to members for the year
			32513.75	65092.19	(65092.19)
					Closing Balance
<b>55105 Income tax expense on earnings</b>					
					(977.00)
					Opening Balance
01/07/2018	Jnl		977.00		0.00
					Year end balance forward
30/06/2019	Jnl	5		744.76	(744.76)
					tax expense for the year
			977.00	744.76	(744.76)
					Closing Balance
<b>552 SUSANNE JACOBSEN</b>					
<b>55201 Balance at beginning of year</b>					
					(657017.34)
					Opening Balance
01/07/2018	Jnl			37540.89	(694558.23)
					Year end balance forward
01/07/2018	Jnl			1128.06	(695686.29)
					Year end balance forward
			0.00	38668.95	(695686.29)
					Closing Balance

Client Code: JAC504  
From First to Last by Account  
From 01/07/2018 To 30/06/2019

Date	Type Gp	Ref.	Debit	Credit	Balance
<b>55202</b>	<b>Allocated earnings</b>				
					Opening Balance
					(37540.89)
01/07/2018	Jnl		37540.89		0.00
					Year end balance forward
30/06/2019	Jnl	7		75156.45	(75156.45)
					allocation of net earnings to members for the year
			Closing Balance	37540.89	75156.45
					(75156.45)
<b>55205</b>	<b>Income tax expense on earnings</b>				
					Opening Balance
					(1128.06)
01/07/2018	Jnl		1128.06		0.00
					Year end balance forward
30/06/2019	Jnl	5		859.91	(859.91)
					tax expense for the year
			Closing Balance	1128.06	859.91
					(859.91)
<b>664</b>	<b>Other debtors</b>				
					Opening Balance
					962.11
30/06/2019	Jnl	6	26.98		989.09
					sgp & cmw dists after year end
			Closing Balance	26.98	0.00
					989.09
<b>680</b>	<b>Cash at bank</b>				
					Opening Balance
					24952.93
30/06/2019	Jnl	1	127768.92		152721.85
					cash receipts & pmts for the year
			Closing Balance	127768.92	0.00
					152721.85
<b>681</b>	<b>Term Deposits</b>				
					Opening Balance
					257500.00
30/06/2019	Jnl	1		7500.00	250000.00
					cash receipts & pmts for the year
			Closing Balance	0.00	7500.00
					250000.00
<b>795</b>	<b>Shares in listed companies</b>				
<b>79505</b>	<b>AGL unsecured notes</b>				
					Opening Balance
					20222.00
30/06/2019	Jnl	1		19700.00	522.00
					cash receipts & pmts for the year
30/06/2019	Jnl	2		1384.34	(862.34)
					profit on disposal of investments during the year
30/06/2019	Jnl	4	862.34		0.00
					revaluation of listed equities to market value at year end

Client Code: JAC504  
From First to Last by Account  
From 01/07/2018 To 30/06/2019

Date	Type	Gp	Ref.	Debit	Credit	Balance
Closing Balance				862.34	21084.34	0.00
<b>79511</b>			<b>ANZ Ltd</b>			
Opening Balance						93107.00
30/06/2019	Jnl		4		99.00	93008.00
			revaluation of listed equities to market value at year end			
Closing Balance				0.00	99.00	93008.00
<b>79512</b>			<b>Australian Pipeline Trust</b>			
Opening Balance						93614.00
30/06/2019	Jnl		4	9029.00		102643.00
			revaluation of listed equities to market value at year end			
Closing Balance				9029.00	0.00	102643.00
<b>79515</b>			<b>BHP Billiton Ltd</b>			
Opening Balance						104985.00
30/06/2019	Jnl		4	22446.00		127431.00
			revaluation of listed equities to market value at year end			
Closing Balance				22446.00	0.00	127431.00
<b>79516</b>			<b>Blackmores Ltd</b>			
Opening Balance						42038.00
30/06/2019	Jnl		4		15515.00	26523.00
			revaluation of listed equities to market value at year end			
Closing Balance				0.00	15515.00	26523.00
<b>79518</b>			<b>Commonwealth Bank Ltd</b>			
Opening Balance						210667.00
30/06/2019	Jnl		4	28650.00		239317.00
			revaluation of listed equities to market value at year end			
Closing Balance				28650.00	0.00	239317.00
<b>79519</b>			<b>CBA Perls IX</b>			
Opening Balance						101470.00
30/06/2019	Jnl		4	3030.00		104500.00
			revaluation of listed equities to market value at year end			
Closing Balance				3030.00	0.00	104500.00

Client Code: JAC504  
From First to Last by Account  
From 01/07/2018 To 30/06/2019

Date	Type	Gp	Ref.	Debit	Credit	Balance
<b>79520</b>						
						<b>Cromwell Property Ltd</b>
						Opening Balance
						34720.00
30/06/2019	Jnl		1	4674.60		39394.60
						cash receipts & pmts for the year rights issue
30/06/2019	Jnl		4	1919.40		41314.00
						revaluation of listed equities to market value at year end
						Closing Balance
				6594.00	0.00	41314.00
<b>79532</b>						
						<b>Janus Henderson PLC</b>
						Opening Balance
						23402.00
30/06/2019	Jnl		1		17045.32	6356.68
						cash receipts & pmts for the year
30/06/2019	Jnl		2		12926.29	(6569.61)
						profit on disposal of investments during the year
30/06/2019	Jnl		4	6569.61		0.00
						revaluation of listed equities to market value at year end
						Closing Balance
				6569.61	29971.61	0.00
<b>79535</b>						
						<b>NIB Health Ltd</b>
						Opening Balance
						11460.00
30/06/2019	Jnl		1		14043.80	(2583.80)
						cash receipts & pmts for the year
30/06/2019	Jnl		2	9253.85		6670.05
						profit on disposal of investments during the year
30/06/2019	Jnl		4		6670.05	0.00
						revaluation of listed equities to market value at year end
						Closing Balance
				9253.85	20713.85	0.00
<b>79541</b>						
						<b>Stockland Property Ltd</b>
						Opening Balance
						9925.00
30/06/2019	Jnl		4	500.00		10425.00
						revaluation of listed equities to market value at year end
						Closing Balance
				500.00	0.00	10425.00
<b>79542</b>						
						<b>Sydney Airports Ltd</b>
						Opening Balance
						42960.00
30/06/2019	Jnl		4	5280.00		48240.00
						revaluation of listed equities to market value at year end
						Closing Balance
				5280.00	0.00	48240.00





Client Code: JAC504  
From First to Last by Account  
From 01/07/2018 To 30/06/2019

Date	Type	Gp	Ref.	Debit	Credit	Balance
<b>944</b>	<b>Provision for deferred tax liability</b>					
Opening Balance						(24286.32)
30/06/2019	Jnl		5		8094.30	(32380.62)
			tax expense for the year			
Closing Balance				0.00	8094.30	(32380.62)
<b>999</b>	<b>Jobstream Selection Account</b>					
<b>99901</b>	<b>Jobstream Selection Account</b>					
Opening Balance						22.00
Closing Balance				0.00	0.00	22.00
<b>99999</b>	<b>Clearing balance</b>					
Opening Balance						(22.00)
Closing Balance				0.00	0.00	(22.00)
	Debits				631167.70	
	Credits				631167.70	
	No. of Accounts				42.00	
	No. of Entries				63.00	

Client Code: JAC504

Date	Type	Grp	Ref	Account	Description	Amount	Bal2	Narration
01/07/2018	Jnl			55002	Profit Earned This Year	70054.64	-	Year end balance forward : Profit distribution
01/07/2018	Jnl			55001	Unallocated Benefits Brought Forward	(70054.64)	-	Year end balance forward
01/07/2018	Jnl			55003	Distribution to Members	(70054.64)	-	Year end balance forward
01/07/2018	Jnl			55001	Unallocated Benefits Brought Forward	70054.64	-	Year end balance forward
01/07/2018	Jnl			55102	Allocated earnings	32513.75	-	Year end balance forward
01/07/2018	Jnl			55101	Balance at beginning of year	(32513.75)	-	Year end balance forward
01/07/2018	Jnl			55105	Income tax expense on earnings	977.00	-	Year end balance forward
01/07/2018	Jnl			55101	Balance at beginning of year	(977.00)	-	Year end balance forward
01/07/2018	Jnl			55202	Allocated earnings	37540.89	-	Year end balance forward
01/07/2018	Jnl			55201	Balance at beginning of year	(37540.89)	-	Year end balance forward
01/07/2018	Jnl			55205	Income tax expense on earnings	1128.06	-	Year end balance forward
01/07/2018	Jnl			55201	Balance at beginning of year	(1128.06)	-	Year end balance forward
30/06/2019	Jnl		1	680	Cash at bank	127768.92	-	Year end balance forward cash receipts & pmnts for the year
30/06/2019	Jnl		1	364	Filing fees	53.00	-	cash receipts & pmnts for the year
30/06/2019	Jnl		1	300	Accountancy fees	3190.00	-	cash receipts & pmnts for the year
30/06/2019	Jnl		1	309	Bank charges	27.50	-	cash receipts & pmnts for the year
30/06/2019	Jnl		1	79520	Cromwell Property Ltd	4674.60	-	cash receipts & pmnts for the year
30/06/2019	Jnl		1	681	Term Deposits	(7500.00)	-	cash receipts & pmnts for the year
30/06/2019	Jnl		1	19905	Westpac Term Deposits	(6830.34)	-	cash receipts & pmnts for the year
30/06/2019	Jnl		1	309	Bank charges	(2.50)	-	cash receipts & pmnts for the year
30/06/2019	Jnl		1	904	Provision for income tax	(5949.56)	-	cash receipts & pmnts for the year

Client Code: JAC504

Date	Type	Grp	Ref	Account	Description	Amount	Bal2	Narration
30/06/2019	Jnl		1	364	Filing fees	259.00	-	year cash receipts & pmnts for the year
30/06/2019	Jnl		1	19901	Westpac - Cash Management Account	(5.12)	-	cash receipts & pmnts for the year
30/06/2019	Jnl		1	79505	AGL unsecured notes	(19700.00)	-	cash receipts & pmnts for the year
30/06/2019	Jnl		1	20202	APN property for income fund	(1858.56)	-	cash receipts & pmnts for the year
30/06/2019	Jnl		1	19901	Westpac - Cash Management Account	(210.84)	-	cash receipts & pmnts for the year
30/06/2019	Jnl		1	79552	Wesfarmers Ltd	(17055.18)	-	cash receipts & pmnts for the year
30/06/2019	Jnl		1	79532	Janus Henderson PLC	(17045.32)	-	cash receipts & pmnts for the year
30/06/2019	Jnl		1	79535	NIB Health Ltd	(14043.80)	-	cash receipts & pmnts for the year
30/06/2019	Jnl		1	198	Dividends received	(62749.63)	-	cash receipts & pmnts for the year
30/06/2019	Jnl		1	79552	Wesfarmers Ltd	16977.83	-	cash receipts & pmnts for the year
30/06/2019	Jnl		2	79505	AGL unsecured notes	(1384.34)	-	profit on disposal of investments during the year
30/06/2019	Jnl		2	79552	Wesfarmers Ltd	1737.51	-	profit on disposal of investments during the year
30/06/2019	Jnl		2	79532	Janus Henderson PLC	(12926.29)	-	profit on disposal of investments during the year
30/06/2019	Jnl		2	79535	NIB Health Ltd	9253.85	-	profit on disposal of investments during the year
30/06/2019	Jnl		2	20432	Listed equities	3319.27	-	profit on disposal of investments during the year
30/06/2019	Jnl		3	79911	APN property for income fund	1900.30	-	revaluation of managed funds to market value at year end
30/06/2019	Jnl		3	20404	Managed funds	(1900.30)	-	revaluation of managed funds to market value at year end
30/06/2019	Jnl		4	79505	AGL unsecured notes	862.34	-	revaluation of listed equities to market value at year end
30/06/2019	Jnl		4	79511	ANZ Ltd	(99.00)	-	revaluation of listed equities to market value at year end

Client Code: JAC504

Date	Type	Grp	Ref	Account	Description	Amount	Bal2	Narration
30/06/2019	Jnl		4	79512	Australian Pipeline Trust	9029.00	-	revaluation of listed equities to market value at year end
30/06/2019	Jnl		4	79515	BHP Billiton Ltd	22446.00	-	revaluation of listed equities to market value at year end
30/06/2019	Jnl		4	79516	Blackmores Ltd	(15515.00)	-	revaluation of listed equities to market value at year end
30/06/2019	Jnl		4	79518	Commonwealth Bank Ltd	28650.00	-	revaluation of listed equities to market value at year end
30/06/2019	Jnl		4	79519	CBA Perls IX	3030.00	-	revaluation of listed equities to market value at year end
30/06/2019	Jnl		4	79520	Cromwell Property Ltd	1919.40	-	revaluation of listed equities to market value at year end
30/06/2019	Jnl		4	79532	Janus Henderson PLC	6569.61	-	revaluation of listed equities to market value at year end
30/06/2019	Jnl		4	79535	NIB Health Ltd	(6670.05)	-	revaluation of listed equities to market value at year end
30/06/2019	Jnl		4	79541	Stockland Property Ltd	500.00	-	revaluation of listed equities to market value at year end
30/06/2019	Jnl		4	79542	Sydney Airports Ltd	5280.00	-	revaluation of listed equities to market value at year end
30/06/2019	Jnl		4	79545	Telstra Corp Ltd	21476.00	-	revaluation of listed equities to market value at year end
30/06/2019	Jnl		4	79552	Wesfarmers Ltd	(872.16)	-	revaluation of listed equities to market value at year end
30/06/2019	Jnl		4	79555	Westpac Banking Corp	(3093.00)	-	revaluation of listed equities to market value at year end
30/06/2019	Jnl		4	20402	Listed equities	(73513.14)	-	revaluation of listed equities to market value at year end
30/06/2019	Jnl		5	904	Provision for income tax	9698.97	-	tax expense for the year
30/06/2019	Jnl		5	55105	Income tax expense on earnings	(744.76)	-	tax expense for the year
30/06/2019	Jnl		5	55205	Income tax expense on earnings	(859.91)	-	tax expense for the year
30/06/2019	Jnl		5	944	Provision for deferred tax liability	(8094.30)	-	tax expense for the year
30/06/2019	Jnl		6	664	Other debtors	26.98	-	sgp & cmw dists after year end
30/06/2019	Jnl		6	198	Dividends received	(26.98)	-	sgp & cmw dists after year end
30/06/2019	Jnl		7	55003	Distribution to			

Client Code: JAC504

Date	Type	Grp	Ref	Account	Description	Amount	Bal2	Narration
30/06/2019	Jnl	7	7	55102	Members	140248.64	-	allocation of net earnings to members for the year
30/06/2019	Jnl	7	7	55202	Allocated earnings	(65092.19)	-	allocation of net earnings to members for the year
30/06/2019	Jnl	7	7	55202	Allocated earnings	(75156.45)	-	allocation of net earnings to members for the year
Debits:						631167.70		
Credits:						(631167.70)		
Total:						-		
No. Trans:						63		



Date	Dividends Received				Imputation Credit	Withholding Tax
	Dividend Received	Re-Invest	Franked Amount	Unfranked Amount		
	For Period 01/07/2018 to 30/06/2019					
26/02/2019	284.20	-	-	284.20	-	-
29/05/2019	288.41	-	-	288.41	-	-
05/10/2018	220.00	-	220.00	-	94.29	-
02/04/2019	200.00	-	200.00	-	85.71	-
31/08/2018	337.50	-	-	337.50	-	-
28/02/2019	337.50	-	-	337.50	-	-
14/08/2018	1110.00	-	-	1110.00	-	-
14/02/2019	1140.00	-	-	1140.00	-	-
27/09/2018	1920.60	-	1920.60	-	823.11	-
29/03/2019	1396.80	-	1396.80	-	598.63	-
04/07/2018	3092.60	-	3092.60	-	1325.40	-
20/12/2018	3092.60	-	3092.60	-	1325.40	-
24/06/2019	3092.60	-	3092.60	-	1325.40	-
27/09/2018	1647.60	-	1647.60	-	706.11	-
10/04/2019	3792.00	-	3792.00	-	1625.14	-
<b>Total</b>	<b>62749.63</b>	<b>-</b>	<b>52284.49</b>	<b>10465.14</b>	<b>22407.62</b>	<b>-</b>

*\* 548*  
*\* 26.48*  
*1.98*  
*62,776.61*  
*10465.14*





Australian Pipeline Ltd ACN 091 344 704  
 AFSL 239927  
 Australian Pipeline Trust ARSN 091 678 778  
 APT Investment Trust ARSN 115 585 441  
 APA Group

All Registry communications to:  
 C/- Link Market Services Limited  
 Locked Bag A14, Sydney South, NSW 1235  
 Telephone : +61 1800 992 312  
 ASX Code: APA  
 Email: apagroup@linkmarketservices.com.au  
 Website: www.linkmarketservices.com.au

**Distribution Statement**



013 004510

VISTA GRAPHICS PTY LTD  
 <VISTA GRAPHICS P/L P/F A/C>  
 5 IRVINE STREET  
 KIAMA NSW 2533

**Payment date:** 13 March 2019  
**Record date:** 31 December 2018  
**Reference No:** X\*\*\*\*\*7464

TFN/ABN RECEIVED AND RECORDED

Distribution details for the period 1 July 2018 to 31 December 2018

Stapled Security Component	Securities	Distribution per Security	Unfranked Dividend	Franked Dividend	Tax Deferred Distribution	Trust Distribution /Interest	Gross Amount	Franking Credit	
APT component 2019 tax year	9,504	\$0.160800	\$192.93	\$709.95	\$625.36	\$0.00	\$1,528.24	\$304.26	
APTIT component 2019 tax year	9,504	\$0.054200	\$0.00	\$0.00	\$232.85	\$282.27	\$515.12	\$0.00	
<b>Total</b>	9,504	\$0.215000	\$192.93	\$709.95	\$858.21	\$282.27	\$2,043.36	\$304.26	
<b>Net Amount:</b>							<b>\$2,043.36</b>		

**DISTRIBUTION REMITTED TO:**

WESTPAC BANK  
 32 MANNING STREET  
 KIAMA NSW 2533  
 VISTA GRAPHICS PTY LTD PROVIDENT  
 BSB: 032-689 ACC: \*\*5909  
 DIRECT CREDIT REFERENCE NO.: 001225045907

Any unfranked or franked dividend paid by APT, together with the franking credit should be included in your tax return as assessable income. The franked portion of the APT dividend is 7.4700 cents. The franking percentage of the APT dividend is 78.6% franked at the company tax rate of 30%. Any trust distribution from APTIT should be included in your tax return as non-primary production income from partnerships & trusts. Any tax deferred return component will reduce the cost base of your security for capital gains tax purposes. A tax statement detailing the tax components is issued annually after the financial year end.

APA Group has provided a notice for the purpose of subdivision 12-H of the Taxation Administration Act 1953, on the Distribution details page of the website www.apa.com.au. If you have any queries regarding taxation issues, please consult your tax advisor.

You may update your details by visiting the Link Market Services Limited website at www.linkmarketservices.com.au.

**Please retain in a safe place as a charge may be levied for replacement.**



Australian Pipeline Ltd ACN 091 344 704  
 AFSL 239927  
 Australian Pipeline Trust ARSN 091 678 778  
 APT Investment Trust ARSN 115 585 441  
 APA Group

All Registry communications to:  
 C/- Link Market Services Limited  
 Locked Bag A14, Sydney South, NSW 1235  
 Telephone : +61 1800 992 312  
 ASX Code: APA  
 Email: apagroup@linkmarketservices.com.au  
 Website: www.linkmarketservices.com.au

**Distribution Statement**



020 009258

VISTA GRAPHICS PTY LTD  
 <VISTA GRAPHICS P/L P/F A/C>  
 5 IRVINE STREET  
 KIAMA NSW 2533

**Payment date:** 12 September 2018  
**Record date:** 29 June 2018  
**Reference No:** X\*\*\*\*\*7464

TFN/ABN RECEIVED AND RECORDED

Distribution details for the period 1 January 2018 to 30 June 2018

Stapled Security Component	Securitles	Distribution per Security	Unfranked Dividend	Franked Dividend	Tax Deferred Distribution	Trust Distribution /Interest	Gross Amount	Franking Credit
<b>APT component</b>								
2019 tax year	9,504	\$0.179614	\$0.00	\$849.09	\$857.96	\$0.00	\$1,707.05	\$363.90
<b>APTIT component</b>								
2018 tax year	9,504	\$0.027100	\$0.00	\$0.00	\$0.00	\$257.56	\$257.56	\$0.00
2019 tax year		\$0.033286	\$0.00	\$0.00	\$316.35	\$0.00	\$316.35	\$0.00
<b>Total</b>	9,504	\$0.240000	\$0.00	\$849.09	\$1,174.31	\$257.56	\$2,280.96	\$363.90
						<b>Net Amount:</b>	<b>\$2,280.96</b>	

**DISTRIBUTION REMITTED TO:**

WESTPAC BANK  
 32 MANNING STREET  
 KIAMA NSW 2533  
 VISTA GRAPHICS PTY LTD PROVIDENT  
 BSB: 032-689 ACC: \*\*5909  
 DIRECT CREDIT REFERENCE NO.: 001218924972

Any unfranked or franked dividend paid by APT, together with the franking credit should be included in your tax return as assessable income. The franked portion of the APT dividend is 8.9340 cents. The franking percentage of the APT dividend is 100% franked at the company tax rate of 30%. Any trust distribution from APTIT should be included in your tax return as non-primary production income from partnerships & trusts. Any tax deferred return component will reduce the cost base of your security for capital gains tax purposes.

APA Group has provided a notice for the purpose of subdivision 12-H of the Taxation Administration Act 1953, on the Distribution details page of the website www.apa.com.au. If you have any queries regarding taxation issues, please consult your tax advisor.

You may update your details by visiting the Link Market Services Limited website at www.linkmarketservices.com.au.

**Please retain in a safe place as a charge may be levied for replacement.**

**Westpac Banking Corporation**  
 ABN 33 007 457 141  
 www.westpac.com.au

**All registry communications to:**  
 Link Market Services Limited  
 Locked Bag A6015, Sydney South NSW 1235  
 Telephone (free call within Australia): +61 1800 804 255  
 ASX Code: WBC  
 Email: westpac@linkmarketservices.com.au  
 Website: www.linkmarketservices.com.au



013 / 069880  
 VISTA GRAPHICS PTY LTD  
 <VISTA GRAPHICS P/L P/F A/C>  
 5 IRVINE STREET  
 KIAMA NSW 2533

**Key details**

**Payment date:** 24 June 2019  
**Record date:** 17 May 2019  
**SRN/HIN:** X\*\*\*\*\*7464  
**TFN/ABN status:** RECEIVED AND RECORDED

**Interim dividend statement for the six months ended 31 March 2019**

This dividend is 100% franked with Australian franking credits at the company tax rate of 30%.

Description	Participating holding	Dividend rate per share*	Unfranked amount	Franked amount	Total amount	Franking credit
Ordinary shares	3,290	94 cents	\$0.00	\$3,092.60	\$3,092.60	\$1,325.40
<b>Net dividend amount</b>					<b>\$3,092.60</b>	
<b>***New Zealand Imputation Credit (NZIC)</b>						<b>NZ\$230.30</b>

\* The interim dividend of 94 cents per share takes into consideration the cost of the Bank Levy which was equivalent to 4 cents per share.  
 All amounts are in Australian dollars unless otherwise stated.  
 \*\*\* Only relevant for New Zealand taxpayers.

**PAYMENT INSTRUCTIONS**

**WESTPAC BANK**

**BSB:** 032-689

**ACC:** \*\*5909

**ACCOUNT NAME:** VISTA GRAPHICS PTY LTD PROVIDENT

**PAYMENT REFERENCE NUMBER:** 001229440546

A payment has been made to the above account. If this account is not valid please turn over for instructions to update your details.

# Payment Advice

**Commonwealth**Bank



All Registry communications to:  
Commonwealth Bank of Australia  
Locked Bag A14, Sydney South, NSW, 1235  
Telephone: 1800 022 440  
ASX Code: **CBAPF**  
Email: [cba@linkmarketservices.com.au](mailto:cba@linkmarketservices.com.au)  
Website: [www.linkmarketservices.com.au](http://www.linkmarketservices.com.au)

## COMMONWEALTH BANK OF AUSTRALIA

ABN: 48 123 123 124

VISTA GRAPHICS PTY LTD <VISTA GRAPHICS P/L P/F A/C>  
5 IRVINE STREET  
KIAMA NSW  
2533

## DISTRIBUTION STATEMENT

Reference No.: X\*\*\*\*\*7464  
Payment Date: 17 June 2019  
Record Date: 07 June 2019

Security Description	Rate per Unit	Participating Units	Distribution Amount	Unfranked Amount	Franked Amount	Total Payment	Franking Credit
CBAPF - PERLS IX	\$1.0134	1,000	\$1,013.40	\$0.00	\$1,013.40	\$1,013.40	\$434.31
			Less Withholding Tax			\$0.00	
			<b>Net Amount</b>			AUD 1,013.40	
			Represented By:				
			Direct Credit amount			AUD 1,013.40	

## BANKING INSTRUCTIONS

The amount of AUD 1,013.40 was deposited to the bank account detailed below:

WESTPAC BANK

VISTA GRAPHICS PTY LTD PROVIDENT  
BSB: 032-689 ACC: \*\*5909

DIRECT CREDIT REFERENCE NO.: 1230156348

## FRANKING INFORMATION

Franking Percentage 100%  
Company Tax Rate 30%

**Note: You may require this statement for taxation purposes. All investors should seek independent advice relevant to their own particular circumstances.**

Please ensure your details are current by viewing and updating via the online service centre.

# Payment Advice



**AGL ENERGY LIMITED**  
ABN: 74 115 061 375

VISTA GRAPHICS PTY LTD <VISTA GRAPHICS P/L P/F A/C>  
5 IRVINE STREET  
KIAMA NSW  
2533

**All Registry communications to:**  
C/- Link Market Services Limited  
Locked Bag A14, Sydney South, NSW, 1235  
Telephone: 1800 824 513  
ASX Code: **AGLHA**  
Email: [registrars@linkmarketservices.com.au](mailto:registrars@linkmarketservices.com.au)  
Website: [www.linkmarketservices.com.au](http://www.linkmarketservices.com.au)

## INTEREST STATEMENT

Reference No.: X\*\*\*\*\*7464  
Payment Date: 11 June 2019  
Record Date: 31 May 2019

Security Description	Rate	Participating Securities	Interest Period	Interest Paid
AGLHA - SUBORDINATED NOTES	\$1.4732	197	Quarterly	\$290.22
		Less Withholding Tax		\$0.00
		<b>Net Amount</b>		AUD 290.22
		Represented By:		
		Direct Credit amount		AUD 290.22

## BANKING INSTRUCTIONS

The amount of AUD 290.22 was deposited to the bank account detailed below:

WESTPAC BANK

VISTA GRAPHICS PTY LTD PROVIDENT  
BSB: 032-689 ACC: \*\*5909


DIRECT CREDIT REFERENCE NO.: 1229935542

**Note: You may require this statement for taxation purposes. All investors should seek independent advice relevant to their own particular circumstances.**

Please ensure your details are current by viewing and updating via the online service centre.

## Update your information:

 **Online:**  
www.computershare.com.au/easyupdate/JHG

 **By Mail:**  
Computershare Investor Services Pty Limited  
GPO Box 2975 Melbourne  
Victoria 3001 Australia

## Enquiries:

(within Australia) 1300 137 981  
(within New Zealand) 0800 888 017  
(outside Australia) +61 3 9415 4081

## Holder Identification Number (HIN)

**HIN WITHHELD**

ASX Code	JHG
Record Date	13 May 2019
Payment Date	29 May 2019
Direct Credit Reference No.	827209

1- 002920 000 JHG



VISTA GRAPHICS PTY LTD  
<VISTA GRAPHICS P/L P/F A/C>  
5 IRVINE STREET  
KIAMA NSW 2533

## First Quarter Dividend for the period ended 31 March 2019

Dear Shareholder,

The Directors of Janus Henderson Group plc declared a first quarter dividend of 36 US cents per ordinary share for the period ended 31 March 2019, payable on 29 May 2019. For holders of CHESS Depository Interests (CDIs), the A\$ equivalent will be 51.3180 cents per CDI. The payment is paid on shares held on the Record Date, 13 May 2019.

Class Description	Amount per CDI	Number of CDIs	Gross Payment \$
CDIs	A\$0.513180	562	\$288.41
<b>Net Payment</b>			<b>\$288.41</b>

Note: You should retain this statement to assist you in preparing your tax return.


## Your Payment Instruction

WESTPAC BANKING CORPORATION  
BSB: 032-689 Account number: XXXX09

Amount Deposited  
**AUD\$288.41**

If payment cannot be made to the above instruction, a cheque will be forwarded to your registered address.

# Payment Advice



**CROMWELL**  
PROPERTY GROUP

All Registry communications to:  
C/- Link Market Services Limited  
Locked Bag A14, Sydney South, NSW, 1235  
Telephone: 1300 554 474  
ASX Code: **CMW**  
Email: [registrars@linkmarketservices.com.au](mailto:registrars@linkmarketservices.com.au)  
Website: [www.linkmarketservices.com.au](http://www.linkmarketservices.com.au)

## CROMWELL PROPERTY GROUP

ABN: 44 001 056 980

VISTA GRAPHICS PTY LTD <VISTA GRAPHICS P/L P/F A/C>  
5 IRVINE STREET  
KIAMA NSW  
2533

## DISTRIBUTION STATEMENT

Reference No.: X\*\*\*\*\*7464  
Payment Date: 24 May 2019  
Record Date: 29 March 2019

Security Description	Rate per Unit	Participating Units	Distribution Amount	Unfranked Amount	Franked Amount	Total Payment	Franking Credit
CMW - STAPLED SECURITY	\$0.018125	35,770	\$648.33	\$0.00	\$0.00	\$648.33	\$0.00
			Less Withholding Tax			\$0.00	
			<b>Net Amount</b>			AUD 648.33	
			Represented By:				
			Direct Credit amount			AUD 648.33	

## BANKING INSTRUCTIONS

The amount of AUD 648.33 was deposited to the bank account detailed below:

WESTPAC BANK

VISTA GRAPHICS PTY LTD PROVIDENT  
BSB: 032-689 ACC: \*\*5909

DIRECT CREDIT REFERENCE NO.: 1229254612

Cromwell Property Group

Cromwell Corporation Limited ABN 44 001 056 980  
Cromwell Diversified Property Trust ARSN 102 982 598  
(the responsible entity of which is Cromwell Property Securities Limited  
ABN 11 079 147 809, AFSL 238 052)

The number of securities participating does not reflect any ex-distribution transfers registered after the ex-distribution date, or any transfers registered after the record date.

This is an important document and should be retained, however it should not be used when preparing your tax return. You will receive an AMMA Statement after the end of each financial year.

Non residents whose distribution is paid to an intermediary entity can obtain the notice for the purposes of Subdivision 12-H and Division 12A of Schedule 1 of the Taxation Administration Act 1953 at [www.cromwellpropertygroup.com/securityholder-centre/taxation-information](http://www.cromwellpropertygroup.com/securityholder-centre/taxation-information).

**Note: You may require this statement for taxation purposes. All investors should seek independent advice relevant to their own particular circumstances.**

Please ensure your details are current by viewing and updating via the online service centre.



**All correspondence to:**  
 Computershare Investor Services Pty Limited  
 GPO Box 2975 Melbourne  
 Victoria 3001 Australia  
 Enquiries (within Australia) 1300 558 062  
 (outside Australia) +61 3 9415 4631  
 Facsimile +61 3 9473 2500  
 www.investorcentre.com/contact  
 www.computershare.com

**Private and Confidential**

021878 000 WES



VISTA GRAPHICS PTY LTD  
 <VISTA GRAPHICS P/L P/F A/C>  
 5 IRVINE STREET  
 KIAMA NSW 2533

Holder Identification Number (HIN)

**HIN WITHHELD**

Record Date	27 February 2019
Payment Date	10 April 2019
TFN/ABN Status	Quoted
Direct Credit Ref. No.	1042766
ASX Code	WES

**Interim Dividend and Special Dividend**

The statement below represents your interim dividend (A\$1.00) and special dividend (A\$1.00), totalling A\$2.00 per share for the half-year ended 31 December 2018. The dividends are fully-franked (100 per cent) for Australian income tax purposes at the corporate tax rate of 30 per cent.

Class Description	Amount per Security	Number of Securities	Franked Amount	Unfranked Amount	Gross Payment	Franking Credit
Ordinary Shares	A\$2.00	1,896	A\$3,792.00	A\$0.00	A\$3,792.00	A\$1,625.14
		<b>Total</b>	<b>A\$3,792.00</b>	<b>A\$0.00</b>	<b>A\$3,792.00</b>	<b>A\$1,625.14</b>
			<b>Net Payment</b>		<b>A\$3,792.00</b>	

**Important Notes**

1. You should retain this statement to assist you in preparing your tax return.
2. Shareholders should obtain their own professional advice on the tax implications of these dividends.

**Non-Resident Shareholders**

The Franked Amount is not subject to withholding tax.  
 New Zealand Imputation Credits are not attached to these dividends.

**Your Payment Instruction**

WESTPAC BANKING CORPORATION  
 BSB: 032-689 Account number: XXXX09

Amount Deposited

**A\$3,792.00**



Update Your Information:

nib.com.au/easyupdate  
nibshareregistry@computershare.com.au



Computershare Investor Services Pty Limited  
GPO Box 2975 Melbourne  
Victoria 3001 Australia



1300 664 316 (within Australia)  
0800 451 326 (within New Zealand)  
+61 3 9415 4651 (outside Australia)



023991 000 NHF



VISTA GRAPHICS PTY LTD  
<VISTA GRAPHICS P/L P/F A/C>  
5 IRVINE STREET  
KIAMA NSW 2533

Holder Identification Number HIN

HIN WITHHELD	COY
ASX Code	NHF
TFN/ABN Status	Quoted
Record Date	1 March 2019
Payment Date	2 April 2019

Dividend Statement

The details below relate to the interim dividend of 10.0 cents per share for nib holdings limited (nib), for the period 1 July 2018 to 31 December 2018. This dividend is 100% franked at the company tax rate of 30%.

CLASS DESCRIPTION	AMOUNT PER SECURITY	NUMBER OF SECURITIES	FRANKED AMOUNT	UNFRANKED AMOUNT	GROSS PAYMENT
Ordinary Fully Paid	10 cents	2,000	A\$200.00	A\$0.00	A\$200.00
<b>NET PAYMENT</b>					<b>A\$200.00</b>
FRANKING CREDIT					A\$85.71

You should keep this statement to assist you in preparing your income tax return.

PAYMENT INSTRUCTIONS



WESTPAC BANKING CORPORATION

BSB: 032-689  
Account Number: XXXX09  
Payment Reference: 934808  
Amount Paid: A\$200.00



Upcoming Events

19 August 2019  
Full Year Results

30 October 2019  
Annual General Meeting

*Banked 21/19*





**Update Your Details:**



www.computershare.com.au/investor



(within Australia) 1300 656 780  
(outside Australia) +61 3 9415 4020



Computershare Investor Services Pty Limited  
GPO Box 2975 Melbourne  
Victoria 3001 Australia

**Your Shareholding**

SHARE CLASS	HOLDER NUMBER
Ordinary Shares	HIN WITHHELD
TFN/ABN STATUS	DIRECT CREDIT REF NO
Quoted	1097665
RECORD DATE	PAYMENT DATE
8 March 2019	26 March 2019

You must keep this document for your tax records.

BHP Group Limited  
ABN 49 004 028 077

046060 000 BHP



VISTA GRAPHICS PTY LTD  
<VISTA GRAPHICS P/L P/F A/C>  
5 IRVINE STREET  
KIAMA NSW 2533

**BHP Group Limited Shares**

**379th Dividend Payment - Dividend Statement & Direct Credit Advice**

The statement below represents your interim dividend for the year ending 30 June 2019. This dividend is paid at the rate of 55 US cents (equivalent to 78.080636 Australian cents) per share on your holding of fully paid ordinary shares, registered in your name and entitled to participate as at the record date. This dividend has been franked in Australia at a rate of 100% and the company tax rate used to determine the franking credit is 30%. All amounts are in Australian dollars, except where indicated.

Caroline Cox  
Group General Counsel and Company Secretary

Amount per Security	Number of Securities	Franked Amount	Unfranked Amount	Gross Payment
A78.080636 cents	3,096	A\$2,417.38	A\$0.00	A\$2,417.38
<b>Net Payment</b>				<b>A\$2,417.38</b>
Australian Franking Credit				A\$1,036.02

**Your Payment Instruction**

WESTPAC BANKING CORPORATION  
BSB: 032-689  
Account Number: XXXX09

**Amount Deposited**

**A\$2,417.38**

If payment cannot be made to the above instruction, you will be issued with a cheque in the same currency as the Amount Deposited.

# BLACKMORES®

ABN 35 009 713 437

001818 000 BKL



VISTA GRAPHICS PTY LTD  
<VISTA GRAPHICS P/L P/F A/C>  
5 IRVINE STREET  
KIAMA NSW 2533

## Update your information:

 **Online:**  
[www.computershare.com.au/easyupdate/bkl](http://www.computershare.com.au/easyupdate/bkl)

 **By Mail:**  
Computershare Investor Services Pty Limited  
GPO Box 2975 Melbourne  
Victoria 3001 Australia

## Enquiries:

(within Australia) 1300 855 080  
(international) +61 3 9415 4000

## Holder Identification Number (HIN)

**HIN WITHHELD**

ASX Code	BKL
TFN/ABN Status	Quoted
Record Date	5 March 2019
Payment Date	20 March 2019
Direct Credit Reference No.	805987

## 2019 Interim Dividend

Dear Shareholder,

This payment represents an interim dividend of \$1.50 per share for the half year ended 31 December 2018. This dividend is paid on the shares that are registered in your name and are entitled to participate as at the Record Date of 5 March 2019. This payment is 100% franked at the Corporate Tax Rate of 30%.

Please register at [www.computershare.com.au/easyupdate/bkl](http://www.computershare.com.au/easyupdate/bkl) in order to update your TFN, banking instructions and other details online.

Cecile Cooper  
Company Secretary

Class Description	Amount per Security	Number of Securities	Franked Amount	Unfranked Amount	Gross Payment
Ordinary Shares	\$1.50	295	\$442.50	\$0.00	\$442.50
<b>Net Payment</b>					<b>\$442.50</b>
Franking Credit					\$189.64

**Note:** You should retain this statement to assist you in preparing your tax return.

## Your Payment Instruction

WESTPAC BANKING CORPORATION  
BSB: 032-689 Account number: XXXX09

Amount Deposited

**AUD\$442.50**

If payment cannot be made to the above instruction, a cheque will be forwarded to your registered address.

# Payment Advice

**Commonwealth**Bank



All Registry communications to:  
Commonwealth Bank of Australia  
Locked Bag A14, Sydney South, NSW, 1235  
Telephone: 1800 022 440  
ASX Code: **CBAPF**  
Email: [cba@linkmarketservices.com.au](mailto:cba@linkmarketservices.com.au)  
Website: [www.linkmarketservices.com.au](http://www.linkmarketservices.com.au)

## COMMONWEALTH BANK OF AUSTRALIA

ABN: 48 123 123 124

VISTA GRAPHICS PTY LTD <VISTA GRAPHICS P/L P/F A/C>  
5 IRVINE STREET  
KIAMA NSW  
2533

## DISTRIBUTION STATEMENT

Reference No.: X\*\*\*\*\*7464  
Payment Date: 15 March 2019  
Record Date: 07 March 2019

Security Description	Rate per Unit	Participating Units	Distribution Amount	Unfranked Amount	Franked Amount	Total Payment	Franking Credit
CBAPF - PERLS IX	\$1.0218	1,000	\$0.00	\$0.00	\$1,021.80	\$1,021.80	\$437.91
			Less Withholding Tax			\$0.00	
			<b>Net Amount</b>			AUD 1,021.80	
			Represented By:				
			Direct Credit amount			AUD 1,021.80	

### BANKING INSTRUCTIONS

The amount of AUD 1,021.80 was deposited to the bank account detailed below:

WESTPAC BANK

VISTA GRAPHICS PTY LTD PROVIDENT  
BSB: 032-689 ACC: \*\*5909

DIRECT CREDIT REFERENCE NO.: 1227958172

### FRANKING INFORMATION

Franked Rate per Unit \$1.0218  
Franking Percentage 100%  
Company Tax Rate 30%

Note: You may require this statement for taxation purposes. All investors should seek independent advice relevant to their own particular circumstances.  
Please ensure your details are current by viewing and updating via the online service centre.

*[Handwritten signature]*

# Payment Advice



## AGL ENERGY LIMITED

ABN: 74 115 061 375

VISTA GRAPHICS PTY LTD <VISTA GRAPHICS P/L P/F A/C>  
5 IRVINE STREET  
KIAMA NSW  
2533

All Registry communications to:  
C/- Link Market Services Limited  
Locked Bag A14, Sydney South, NSW, 1235  
Telephone: 1800 824 513  
ASX Code: AGLHA  
Email: [registrars@linkmarketservices.com.au](mailto:registrars@linkmarketservices.com.au)  
Website: [www.linkmarketservices.com.au](http://www.linkmarketservices.com.au)

## INTEREST STATEMENT

Reference No.: X\*\*\*\*\*7464  
Payment Date: 08 March 2019  
Record Date: 28 February 2019

Security Description	Rate	Participating Securities	Interest Period	Interest Paid
AGLHA - SUBORDINATED NOTES	\$1.3948		197 Quarterly	\$274.77
			Less Withholding Tax	\$0.00
			<b>Net Amount</b>	AUD 274.77
			Represented By:	
			Direct Credit amount	AUD 274.77

## BANKING INSTRUCTIONS

The amount of AUD 274.77 was deposited to the bank account detailed below:

WESTPAC BANK

VISTA GRAPHICS PTY LTD PROVIDENT  
BSB: 032-689 ACC: \*\*5909

DIRECT CREDIT REFERENCE NO.: 1225685719

**Note:** You may require this statement for taxation purposes. All investors should seek independent advice relevant to their own particular circumstances.

Please ensure your details are current by viewing and updating via the online service centre.

*[Handwritten signature]*  
✓



# Stockland

Stockland Corporation Limited  
 ABN 43 000 181 733  
 Stockland Trust Management Limited  
 ABN 86 001 900 741  
 AFSL 241190  
 As Responsible Entity for Stockland Trust  
 ARSN 092 897 348

**All correspondence to:**  
 Computershare Investor Services Pty Limited  
 GPO Box 7045 Sydney  
 New South Wales 2001 Australia  
 Enquiries (within Australia) 1800 804 985  
 (outside Australia) +61 3 9415 4058  
 Facsimile +61 3 9473 2458  
[www-au.computershare.com/Investor/Contact](http://www-au.computershare.com/Investor/Contact)

005070 000 SGP



VISTA GRAPHICS PTY LTD  
 <VISTA GRAPHICS P/L P/F A/C>  
 5 IRVINE STREET  
 KIAMA NSW 2533

Holder Number: HIN WITHHELD  
 Period Ended: 31 December 2018  
 Record Date: 31 December 2018  
 Payment Date: 28 February 2019  
 Tax File Number: Quoted

## DISTRIBUTION AND DIVIDEND STATEMENT

### Stockland Trust - Distribution

This statement represents the payment of a distribution from Stockland Trust, calculated as follows:

Unit Class	Units Held	Distribution Cents per Unit	Gross Distribution	Less Tax Withheld (Note 1)	Net Distribution
ORD	2,500	A\$0.135	A\$337.50	A\$0.00	A\$337.50
<b>TOTAL</b>	<b>2,500</b>		<b>A\$337.50</b>	<b>A\$0.00</b>	<b>A\$337.50</b>

### Stockland Corporation Limited - Dividend

No dividend has been declared by Stockland Corporation Limited for the half year ended 31 December 2018.

**TOTAL COMBINED NET DISTRIBUTION AND DIVIDEND PAYMENT**

**A\$337.50**

PLEASE RETAIN THIS STATEMENT FOR YOUR TAX RECORDS. A FEE MAY BE CHARGED FOR A REPLACEMENT.

## DIRECT CREDIT ADVICE

In accordance with your instructions the distribution amount has been paid into the account displayed below.


Banking Instructions:  
 WESTPAC BANKING CORPORATION  
 BSB: 032-689  
 Account Number: XXXX09

Amount Deposited  
**A\$337.50**



## Update your information:

 **Online:**  
www.computershare.com.au/easyupdate/JHG

 **By Mail:**  
Computershare Investor Services Pty Limited  
GPO Box 2975 Melbourne  
Victoria 3001 Australia

## Enquiries:

(within Australia) 1300 137 981  
(within New Zealand) 0800 888 017  
(outside Australia) +61 3 9415 4081

## Holder Identification Number (HIN)

**HIN WITHHELD**

ASX Code	JHG
Record Date	15 February 2019
Payment Date	26 February 2019
Direct Credit Reference No.	827648

002916 000 JHG



VISTA GRAPHICS PTY LTD  
<VISTA GRAPHICS P/L P/F A/C>  
5 IRVINE STREET  
KIAMA NSW 2533

## Fourth Quarter Dividend for the period ended 31 December 2018

Dear Shareholder,

The Directors of Janus Henderson Group plc declared a fourth quarter dividend of 36 US cents per ordinary share for the period ended 31 December 2018, payable on 26 February 2019. For holders of CHESS Depository Interests (CDIs), the A\$ equivalent will be 50.5692 cents per CDI. The payment is paid on shares held on the Record Date, 15 February 2019.

Class Description	Amount per CDI	Number of CDIs	Gross Payment \$
CDIs	A\$0.505692	562	\$284.20
<b>Net Payment</b>			<b>\$284.20</b>

**Note:** You should retain this statement to assist you in preparing your tax return.

## Your Payment Instruction


WESTPAC BANKING CORPORATION  
BSB: 032-689 Account number: XXXX09

Amount Deposited

**AUD\$284.20**

If payment cannot be made to the above instruction, a cheque will be forwarded to your registered address.

# Payment Advice



**CROMWELL**  
PROPERTY GROUP

## CROMWELL PROPERTY GROUP

ABN: 44 001 056 980

VISTA GRAPHICS PTY LTD <VISTA GRAPHICS P/L P/F A/C>  
5 IRVINE STREET  
KIAMA NSW  
2533

All Registry communications to:  
C/- Link Market Services Limited  
Locked Bag A14, Sydney South, NSW, 1235  
Telephone: 1300 554 474  
ASX Code: **CMW**  
Email: [registrars@linkmarketservices.com.au](mailto:registrars@linkmarketservices.com.au)  
Website: [www.linkmarketservices.com.au](http://www.linkmarketservices.com.au)

## DISTRIBUTION STATEMENT

Reference No.: X\*\*\*\*\*7464  
Payment Date: 22 February 2019  
Record Date: 31 December 2018

Security Description	Rate per Unit	Participating Units	Distribution Amount	Unfranked Amount	Franked Amount	Total Payment	Franking Credit
CMW - STAPLED SECURITY	\$0.018125	35,770	\$648.33	\$0.00	\$0.00	\$648.33	\$0.00
			Less Withholding Tax			\$0.00	
			<b>Net Amount</b>			AUD 648.33	
			Represented By:				
			Direct Credit amount			AUD 648.33	

## BANKING INSTRUCTIONS

The amount of AUD 648.33 was deposited to the bank account detailed below:

WESTPAC BANK

VISTA GRAPHICS PTY LTD PROVIDENT  
BSB: 032-689 ACC: \*\*5909

DIRECT CREDIT REFERENCE NO.: 1224368963

Cromwell Property Group

Cromwell Corporation Limited ABN 44 001 056 980  
Cromwell Diversified Property Trust ARSN 102 982 598  
(the responsible entity of which is Cromwell Property Securities Limited  
ABN 11 079 147 809, AFSL 238 052)

The number of securities participating does not reflect any ex-distribution transfers registered after the ex-distribution date, or any transfers registered after the record date.

This is an important document and should be retained, however it should not be used when preparing your tax return. You will receive an AMMA Statement after the end of each financial year.

Non residents whose distribution is paid to an intermediary entity can obtain the notice for the purposes of Subdivision 12-H and Division 12A of Schedule 1 of the Taxation Administration Act 1953 at [www.cromwellpropertygroup.com/securityholder-centre/taxation-information](http://www.cromwellpropertygroup.com/securityholder-centre/taxation-information).

**Note: You may require this statement for taxation purposes. All investors should seek independent advice relevant to their own particular circumstances.**

Please ensure your details are current by viewing and updating via the online service centre.



Sydney Airport Limited (ACN 165 056 360)  
 Sydney Airport Trust 1 (ARSN 099 597 921)  
 - responsible entity  
 The Trust Company (Sydney Airport) Limited  
 (ACN 115 967 087) (AFSL 301162)  
 (together SYD)



**All correspondence to:**  
 Computershare Investor Services Pty Limited  
 GPO Box 2975 Melbourne  
 Victoria 3001 Australia  
 Enquiries (within Australia) 1800 102 368  
 (outside Australia) 61 3 9415 4195  
[www.investorcentre.com/au/contact](http://www.investorcentre.com/au/contact)

H 011015 000 SYD



VISTA GRAPHICS PTY LTD  
 <VISTA GRAPHICS P/L P/F A/C>  
 5 IRVINE STREET  
 KIAMA NSW 2533

ASX code: SYD  
 Holder ID No.: HIN WITHHELD  
 TFN/ABN Status: Quoted  
 Payment Date: 14 February 2019  
 Record Date: 31 December 2018  
 Direct Credit Reference: 854661

### Distribution statement for the period ended 31 December 2018

Your Investment 6,000 Securities X Price at 31 December 2018 \$6.73 = A\$40,380.00

Security description	Amount per security	Number of securities	Gross distribution
SAT1 <sup>(a)</sup>	5.20 cents	6,000	A\$312.00
SAL <sup>(b)</sup>	13.80 cents	6,000	A\$828.00
			Less tax withheld - resident <sup>(c)</sup>
			A\$0.00
			Less tax withheld - non-resident <sup>(d)</sup>
			A\$0.00
			<b>Net payment<sup>(e)</sup></b>
			<b>A\$1,140.00</b>

#### Notes to SYD distribution statement

- (a) Distribution from Sydney Airport Trust 1 (SAT1).
- (b) Distribution (unfranked dividend) from Sydney Airport Limited (SAL).
- (c) The tax deducted from residents is a withholding made under the PAYG system because a tax file number (or where relevant, Australian business number) was not supplied and an exemption was not claimed.
- (d) The tax deducted from non-residents represents tax withheld at 10% from the Australian-sourced interest income component included in the SAT1 distribution (where applicable) and at appropriate rates from the unfranked dividend component paid by SAL.
- (e) SYD has a 31 December year-end for tax purposes. The above distribution will be included in your annual SYD tax statement for the year ending 30 June 2019. For Australian residents this will be relevant for the completion of your 2019 Australian income tax return. You will receive your annual SYD tax statement relevant to your 2019 income tax return in August 2019.

Please turn over for your indirect cost calculation.

Your funds have been credited to the following bank account:

WESTPAC BANKING CORPORATION

BSB: 032-689

ACC: XXXX09


Please retain this statement to assist with preparation of your income tax return.

BHP Group Limited  
ABN 49 004 028 077

049156 000 BHP  
VISTA GRAPHICS PTY LTD  
<VISTA GRAPHICS P/L P/F A/C>  
5 IRVINE STREET  
KIAMA NSW 2533

**Update Your Details:**

 [www.computershare.com.au/investor](http://www.computershare.com.au/investor)

 (within Australia) 1300 656 780  
(outside Australia) +61 3 9415 4020

 Computershare Investor Services Pty Limited  
GPO Box 2975 Melbourne  
Victoria 3001 Australia

**Your Shareholding**

SHARE CLASS	HOLDER NUMBER
Ordinary Shares	HIN WITHHELD
TFN/ABN STATUS	DIRECT CREDIT REF NO
Quoted	1117502
RECORD DATE	PAYMENT DATE
11 January 2019	30 January 2019

You must keep this document for your tax records.

*WESTPAC Banking Corporation*

**378th Dividend Payment - Dividend Statement & Direct Credit Advice**

The statement below represents a special dividend paid at the rate of US\$1.02 (equivalent to A\$1.41274238) per share on your holding of fully paid ordinary shares, registered in your name and entitled to participate as at the record date. This dividend has been franked in Australia at a rate of 100% and the company tax rate used to determine the franking credit is 30%. All amounts are in Australian dollars, except where indicated.

Margaret Taylor  
Group Company Secretary

Amount per Security	Number of Securities	Franked Amount	Unfranked Amount	Gross Payment
A\$1.41274238	3,096	A\$4,373.85	A\$0.00	A\$4,373.85
<b>Net Payment</b>				<b>A\$4,373.85</b>
Australian Franking Credit				A\$1,874.51

*Your Payment Instructions*

WESTPAC BANKING CORPORATION  
BSB: 032-689  
Account Number: XXXX09

**Amount Deposited**  
**A\$4,373.85**

If payment cannot be made to the above instruction, you will be issued with a cheque in the same currency as the Amount Deposited.

*Sorted 22/1/19*

All registry communications to:  
 Link Market Services Limited  
 Locked Bag A6015, Sydney South NSW 1235  
 Telephone (free call within Australia): +61 1800 804 255  
 ASX Code: WBC  
 Email: westpac@linkmarketservices.com.au  
 Website: www.linkmarketservices.com.au



013 / 068435  
 VISTA GRAPHICS PTY LTD  
 <VISTA GRAPHICS P/L P/F A/C>  
 5 IRVINE STREET  
 KIAMA NSW 2533

Key details

**Payment date:** 20 December 2018  
**Record date:** 14 November 2018  
**SRN/HIN:** X\*\*\*\*\*7464  
**TFN/ABN status:** RECEIVED AND RECORDED

**Final dividend statement for the six months ended 30 September 2018**

This dividend is 100% franked with Australian franking credits at the company tax rate of 30%.

Description	Number of shares held	Dividend rate per share*	Unfranked amount	Franked amount	Total amount	Franking credit
Ordinary shares	3,290	94 cents	\$0.00	\$3,092.60	\$3,092.60	\$1,325.40
<b>Net dividend amount</b>					<b>\$3,092.60</b>	
<b>***New Zealand Imputation Credit (NZIC)</b>						<b>NZ\$230.30</b>

\* The final dividend of 94 cents per share takes into consideration the cost of the Bank Levy which was equivalent to 8 cents per share. All amounts are in Australian dollars unless otherwise stated.

\*\*\* Only relevant for New Zealand taxpayers.

**PAYMENT INSTRUCTIONS**

**WESTPAC BANK**

**BSB:** 032-689

**ACC:** \*\*5909

**ACCOUNT NAME:** VISTA GRAPHICS PTY LTD PROVIDENT

**PAYMENT REFERENCE NUMBER:** 001223120650

payment has been made to the above account. If this account is not valid please turn over for instructions to update your details.

*20/12/18*



026868 000 ANZ



VISTA GRAPHICS PTY LTD  
<VISTA GRAPHICS P/L P/F A/C>  
5 IRVINE STREET  
KIAMA NSW 2533

Computershare Investor Services Pty Limited

shareholder.anz.com  
anzshareregistry@computershare.com.au

Computershare Investor Services Pty Limited  
GPO Box 2975 Melbourne  
Victoria 3001 Australia

1800 113 399 (within Australia)  
0800 174 007 (within New Zealand)  
+61 3 9415 4010 (outside Australia)

Holder Identification Number (HIN)

**HIN WITHHELD**

Share Class Ordinary  
Record Date 13 November 2018  
Payment Date 18 December 2018

Payment in Australian dollars

## DIVIDEND ADVICE

The details of your Final Dividend of A\$0.80 per share for the year ended 30 September 2018 are set out below.

NUMBER OF SHARES	FRANKED AMOUNT	NET AMOUNT	FRANKING CREDIT	NZ IMPUTATION CREDIT
3,297	A\$2,637.60	A\$2,637.60	A\$1,130.40	NZ\$329.70

The dividend is 100% franked at the Australian company tax rate of 30%.

A NZ Imputation Credit has been attached to the above dividend. For NZ taxpayers, your NZ gross income will include the aggregate of the Net Amount and the NZ Imputation Credit which should be included in your income tax return.

Shareholders should obtain their own professional advice on the tax implications of the dividend and retain this document to assist in tax return preparation.

### PAYMENT INSTRUCTIONS

#### WESTPAC BANKING CORPORATION

BSB: XXX-XXX  
Account number: XXXX09  
Payment reference: 627015

PAYMENT AMOUNT: A\$2,637.60



If payment cannot be made to the above account, you will be notified and your entitlement will be held pending receipt of updated direct credit instructions.



To update your shareholder information in a fast, secure and environmentally friendly way visit [anz.com/easyupdate](http://anz.com/easyupdate).

# Payment Advice

Commonwealth Bank 

All Registry communications to:  
Commonwealth Bank of Australia  
Locked Bag A14, Sydney South, NSW, 1235  
Telephone: 1800 022 440  
ASX Code: **CBAPF**  
Email: [cba@linkmarketservices.com.au](mailto:cba@linkmarketservices.com.au)  
Website: [www.linkmarketservices.com.au](http://www.linkmarketservices.com.au)

## COMMONWEALTH BANK OF AUSTRALIA

ABN: 48 123 123 124

VISTA GRAPHICS PTY LTD <VISTA GRAPHICS P/L P/F A/C>  
5 IRVINE STREET  
KIAMA NSW  
2533

## DISTRIBUTION STATEMENT

Reference No.: X\*\*\*\*\*7464  
Payment Date: 17 December 2018  
Record Date: 07 December 2018

Security Description	Rate per Unit	Participating Units	Distribution Amount	Unfranked Amount	Franked Amount	Total Payment	Franking Credit
CBAPF - PERLS IX	\$1.0163	1,000	\$0.00	\$0.00	\$1,016.30	\$1,016.30	\$435.56
			Less Withholding Tax			\$0.00	
			<b>Net Amount</b>			AUD 1,016.30	
			Represented By:				
			Direct Credit amount			AUD 1,016.30	

### BANKING INSTRUCTIONS

The amount of AUD 1,016.30 was deposited to the bank account detailed below:

WESTPAC BANK

VISTA GRAPHICS PTY LTD PROVIDENT  
BSB: 032-689 ACC: \*\*5909

DIRECT CREDIT REFERENCE NO.: 1223678228

### FRANKING INFORMATION

Franked Rate per Unit	\$1.0163
Franking Percentage	100%
Company Tax Rate	30%

Note: You may require this statement for taxation purposes. All investors should seek independent advice relevant to their own particular circumstances.  
Please ensure your details are current by viewing and updating via the online service centre.

# Payment Advice



## AGL ENERGY LIMITED

ABN: 74 115 061 375

VISTA GRAPHICS PTY LTD <VISTA GRAPHICS P/L P/F A/C>  
5 IRVINE STREET  
KIAMA NSW  
2533

All Registry communications to:  
C/- Link Market Services Limited  
Locked Bag A14, Sydney South, NSW, 1235  
Telephone: 1800 824 513  
ASX Code: AGLHA  
Email: [registrars@linkmarketservices.com.au](mailto:registrars@linkmarketservices.com.au)  
Website: [www.linkmarketservices.com.au](http://www.linkmarketservices.com.au)

## INTEREST STATEMENT

Reference No.: X\*\*\*\*\*7464  
Payment Date: 10 December 2018  
Record Date: 30 November 2018

Security Description	Rate	Participating Securities	Interest Period	Interest Paid
AGLHA - SUBORDINATED NOTES	\$1.429	197	Quarterly	\$281.51
			Less Withholding Tax	\$0.00
			<b>Net Amount</b>	<b>AUD 281.51</b>
			Represented By:	
			Direct Credit amount	AUD 281.51

## BANKING INSTRUCTIONS

The amount of AUD 281.51 was deposited to the bank account detailed below:

WESTPAC BANK

VISTA GRAPHICS PTY LTD PROVIDENT  
BSB: 032-689 ACC: \*\*5909

DIRECT CREDIT REFERENCE NO.: 1223528671

**Note: You may require this statement for taxation purposes. All investors should seek independent advice relevant to their own particular circumstances.**

Please ensure your details are current by viewing and updating via the online service centre.



**Update your information:**

 **Online:**  
www.computershare.com.au/easyupdate/JHG

 **By Mail:**  
Computershare Investor Services Pty Limited  
GPO Box 2975 Melbourne  
Victoria 3001 Australia

T 002867 000 JHG



VISTA GRAPHICS PTY LTD  
<VISTA GRAPHICS P/L P/F A/C>  
5 IRVINE STREET  
KIAMA NSW 2533

**Enquiries:**

(within Australia) 1300 137 981  
(within New Zealand) 0800 888 017  
(outside Australia) +61 3 9415 4081

**Holder Identification Number (HIN)**

**HIN WITHHELD**

ASX Code JHG  
Record Date 12 November 2018  
Payment Date 30 November 2018  
Direct Credit Reference No. 828061

**Third Quarter Dividend for the period ended 30 September 2018**

Dear Shareholder,

The Directors of Janus Henderson Group plc declared a third quarter dividend of 36 US cents per ordinary share for the period ended 30 September 2018, payable on 30 November 2018. For holders of CHESS Depository Interests (CDIs), the A\$ equivalent will be 49.3236 cents per CDI. The payment is paid on shares held on the Record Date, 12 November 2018.

Class Description	Amount per CDI	Number of CDIs	Gross Payment \$
CDIs	A\$0.493236	562	\$277.20
<b>Net Payment</b>			<b>\$277.20</b>

**Note:** You should retain this statement to assist you in preparing your tax return.


**Your Payment Instruction**

WESTPAC BANKING CORPORATION  
BSB: 032-689 Account number: XXXX09

**Amount Deposited**  
**AUD\$277.20**

If payment cannot be made to the above instruction, a cheque will be forwarded to your registered address.

# Payment Advice



**CROMWELL**  
PROPERTY GROUP

All Registry communications to:  
C/- Link Market Services Limited  
Locked Bag A14, Sydney South, NSW, 1235  
Telephone: 1300 554 474  
ASX Code: **CMW**  
Email: [registrars@linkmarketservices.com.au](mailto:registrars@linkmarketservices.com.au)  
Website: [www.linkmarketservices.com.au](http://www.linkmarketservices.com.au)

## CROMWELL PROPERTY GROUP

VISTA GRAPHICS PTY LTD <VISTA GRAPHICS P/L P/F A/C>  
5 IRVINE STREET  
KIAMA NSW  
2533

## DISTRIBUTION STATEMENT

Reference No.: X\*\*\*\*\*7464  
Payment Date: 23 November 2018  
Record Date: 28 September 2018

Security Description	Rate per Unit	Participating Units	Distribution Amount	Unfranked Amount	Franked Amount	Total Payment	Franking Credit
CMW - STAPLED SECURITY	\$0.018125	31,000	\$561.88	\$0.00	\$0.00	\$561.88	\$0.00
			Less Withholding Tax			\$0.00	
			<b>Net Amount</b>			AUD 561.88	
			Represented By:				
			Direct Credit amount			AUD 561.88	

## BANKING INSTRUCTIONS

The amount of AUD 561.88 was deposited to the bank account detailed below:

WESTPAC BANK

VISTA GRAPHICS PTY LTD PROVIDENT  
BSB: 032-689 ACC: \*\*5909

DIRECT CREDIT REFERENCE NO.: 1222907835

Cromwell Property Group

Cromwell Corporation Limited ABN 44 001 056 980  
Cromwell Diversified Property Trust ARSN 102 982 598  
(the responsible entity of which is Cromwell Property Securities Limited  
ABN 11 079 147 809, AFSL 238 052)

The number of securities participating does not reflect any ex-distribution transfers registered after the ex-distribution date, or any transfers registered after the record date.

This is an important document and should be retained, however it should not be used when preparing your tax return. You will receive an AMMA Statement after the end of each financial year.

Non residents whose distribution is paid to an intermediary entity can obtain the notice for the purposes of Subdivision 12-H and Division 12A of Schedule 1 of the Taxation Administration Act 1953 at [www.cromwellpropertygroup.com/securityholder-centre/taxation-information](http://www.cromwellpropertygroup.com/securityholder-centre/taxation-information).

**Note: You may require this statement for taxation purposes. All investors should seek independent advice relevant to their own particular circumstances.**

Please ensure your details are current by viewing and updating via the online service centre.

# BLACKMORES®

ABN 35 009 713 437

— 002100 000 BKL



VISTA GRAPHICS PTY LTD  
<VISTA GRAPHICS P/L P/F A/C>  
5 IRVINE STREET  
KIAMA NSW 2533

## Update your information:

 **Online:**  
[www.computershare.com.au/easyupdate/bkl](http://www.computershare.com.au/easyupdate/bkl)

 **By Mail:**  
Computershare Investor Services Pty Limited  
GPO Box 2975 Melbourne  
Victoria 3001 Australia

## Enquiries:

(within Australia) 1300 855 080  
(international) +61 3 9415 4000

## Holder Identification Number (HIN)

**HIN WITHHELD**

ASX Code	BKL
TFN/ABN Status	Quoted
Record Date	27 September 2018
Payment Date	12 October 2018
Direct Credit Reference No.	805483

## 2018 Final Dividend

Dear Shareholder,

This payment represents a final dividend of \$1.55 per share for the year ended 30 June 2018. This dividend is paid on the shares that are registered in your name and are entitled to participate as at the Record Date of 27 September 2018. This payment is 100% franked at the Corporate Tax Rate of 30%.

Please register at [www.computershare.com.au/easyupdate/bkl](http://www.computershare.com.au/easyupdate/bkl) in order to update your TFN, banking instructions and other details online.

Cecile Cooper  
Company Secretary

Class Description	Amount per Security	Number of Securities	Franked Amount	Unfranked Amount	Gross Payment
Ordinary Shares	\$1.55	295	\$457.25	\$0.00	\$457.25
<b>Net Payment</b>					<b>\$457.25</b>
<b>Franking Credit</b>					<b>\$195.96</b>

**Note:** You should retain this statement to assist you in preparing your tax return.

## Your Payment Instruction

WESTPAC BANKING CORPORATION  
BSB: 032-689 Account number: XXXX09

Amount Deposited  
**AUD\$457.25**

If payment cannot be made to the above instruction, a cheque will be forwarded to your registered address.

┌ 037251 000 NHF



VISTA GRAPHICS PTY LTD  
 <VISTA GRAPHICS P/L P/F A/C>  
 5 IRVINE STREET  
 KIAMA NSW 2533

Update Your Information:

nib.com.au/easyupdate  
 nibshareregistry@computershare.com.au



Computershare Investor Services Pty Limited  
 GPO Box 2975 Melbourne  
 Victoria 3001 Australia



1300 664 316 (within Australia)  
 0800 451 326 (within New Zealand)  
 +61 3 9415 4651 (outside Australia)



Holder Identification Number HIN

HIN WITHHELD	COY
ASX Code	NHF
TFN/ABN Status	Quoted
Record Date	7 September 2018
Payment Date	5 October 2018

Dividend Statement

The details below relate to the final dividend of 11.0 cents per share for nib holdings limited (nib), for the period 1 January 2018 to 30 June 2018. This dividend is 100% franked at the company tax rate of 30%.

CLASS DESCRIPTION	AMOUNT PER SECURITY	NUMBER OF SECURITIES	FRANKED AMOUNT	UNFRANKED AMOUNT	GROSS PAYMENT
Ordinary Fully Paid	11.0 cents	2,000	A\$220.00	A\$0.00	A\$220.00
<b>NET PAYMENT</b>					<b>A\$220.00</b>
FRANKING CREDIT					A\$94.29

You should keep this statement to assist you in preparing your income tax return.

PAYMENT INSTRUCTIONS



WESTPAC BANKING CORPORATION

BSB:	032-689
Account Number:	XXXX09
Payment Reference:	924359
<b>Amount Paid:</b>	<b>A\$220.00</b>



Upcoming Events

31 October 2018  
 Annual General Meeting





All correspondence to:
Computershare Investor Services Pty Limited
GPO Box 2975 Melbourne
Victoria 3001 Australia
Enquiries (within Australia) 1300 558 062
(outside Australia) +61 3 9415 4631
Facsimile +61 3 9473 2500
www.investorcentre.com/contact
www.computershare.com

Private and Confidential

028125 000 WES



VISTA GRAPHICS PTY LTD
<VISTA GRAPHICS P/L P/F A/C>
5 IRVINE STREET
KIAMA NSW 2533

Holder Identification Number (HIN)

HIN WITHHELD

Table with 2 columns: Field Name, Value. Fields include Record Date (21 August 2018), Payment Date (27 September 2018), TFN/ABN Status (Quoted), Direct Credit Ref. No. (1045489), ASX Code (WES).

Final Dividend

The statement below represents your final dividend for the year ended 30 June 2018. The dividend is fully-franked (100 per cent) for Australian income tax purposes at the corporate tax rate of 30 per cent.

Table with 7 columns: Class Description, Amount per Security, Number of Securities, Franked Amount, Unfranked Amount, Gross Payment, Franking Credit. Rows include Ordinary Shares, Total, and Net Payment.

Important Notes

- 1. You should retain this statement to assist you in preparing your tax return.
2. Shareholders should obtain their own professional advice on the tax implications of this dividend.

Non-Resident Shareholders

The Franked Amount is not subject to withholding tax.
New Zealand Imputation Credits are not attached to this dividend.

Your Payment Instruction

WESTPAC BANKING CORPORATION
BSB: 032-689 Account number: XXXX09


Amount Deposited

A\$1,647.60





BHP Billiton Limited  
 ABN 49 004 028 077

H 058058 000 BHP  
  
 VISTA GRAPHICS PTY LTD  
 <VISTA GRAPHICS P/L P/F A/C>  
 5 IRVINE STREET  
 KIAMA NSW 2533

**Update Your Details:**

 [www.computershare.com.au/investor](http://www.computershare.com.au/investor)  
 (within Australia) 1300 656 780  
 (outside Australia) +61 3 9415 4020  
 Computershare Investor Services Pty Limited  
 GPO Box 2975 Melbourne  
 Victoria 3001 Australia

**Your Shareholding**

SHARE CLASS	HOLDER NUMBER
Ordinary Shares	HIN WITHHELD
TFN/ABN STATUS	DIRECT CREDIT REF NO
Quoted	1109500
RECORD DATE	PAYMENT DATE
7 September 2018	25 September 2018

You must keep this document for your tax records.

WESTPAC BANKING CORPORATION

**377th Dividend Payment - Dividend Statement & Direct Credit Advice**

The statement below represents your final dividend for the year ended 30 June 2018. This dividend is paid at the rate of 63 US cents (equivalent to 88.545327 Australian cents) per share on your holding of fully paid ordinary shares, registered in your name and entitled to participate as at the record date. This dividend has been franked in Australia at a rate of 100% and the company tax rate used to determine the franking credit is 30%. All amounts are in Australian dollars, except where indicated.

Margaret Taylor  
 Group Company Secretary

Amount per Security	Number of Securities	Franked Amount	Unfranked Amount	Gross Payment
A88.545327 cents	3,096	A\$2,741.36	A\$0.00	A\$2,741.36
<b>Net Payment</b>				<b>A\$2,741.36</b>
Australian Franking Credit				A\$1,174.87

**Your Payment Instruction**

WESTPAC BANKING CORPORATION  
 BSB: 032-689  
 Account Number: XXXX09

**Amount Deposited**  
**A\$2,741.36**

If payment cannot be made to the above instruction, you will be issued with a cheque in the same currency as the Amount Deposited.



# Payment Advice

**Commonwealth**Bank 

All Registry communications to:  
Commonwealth Bank of Australia  
Locked Bag A14, Sydney South, NSW, 1235  
Telephone: 1800 022 440  
ASX Code: **CBAPF**  
Email: [cba@linkmarketservices.com.au](mailto:cba@linkmarketservices.com.au)  
Website: [www.linkmarketservices.com.au](http://www.linkmarketservices.com.au)

## COMMONWEALTH BANK OF AUSTRALIA

ABN: 48 123 123 124

VISTA GRAPHICS PTY LTD <VISTA GRAPHICS P/L P/F A/C>  
5 IRVINE STREET  
KIAMA NSW  
2533

## DISTRIBUTION STATEMENT

Reference No.: X\*\*\*\*\*7464  
Payment Date: 17 September 2018  
Record Date: 07 September 2018

Security Description	Rate per Unit	Participating Units	Distribution Amount	Unfranked Amount	Franked Amount	Total Payment	Franking Credit
CBAPF - PERLS IX	\$1.0514	1,000	\$0.00	\$0.00	\$1,051.40	\$1,051.40	\$450.60
			Less Withholding Tax			\$0.00	
			<b>Net Amount</b>			AUD 1,051.40	
			Represented By:				
			Direct Credit amount			AUD 1,051.40	

## BANKING INSTRUCTIONS

The amount of AUD 1,051.40 was deposited to the bank account detailed below:

WESTPAC BANK

VISTA GRAPHICS PTY LTD PROVIDENT  
BSB: 032-689 ACC: \*\*5909

DIRECT CREDIT REFERENCE NO.: 1221384844

## FRANKING INFORMATION

Franked Rate per Unit	\$1.0514
Franking Percentage	100%
Company Tax Rate	30%

Note: You may require this statement for taxation purposes. All investors should seek independent advice relevant to their own particular circumstances.

Please ensure your details are current by viewing and updating via the online service centre.

# Payment Advice



## AGL ENERGY LIMITED

ABN: 74 115 061 375

VISTA GRAPHICS PTY LTD <VISTA GRAPHICS P/L P/F A/C>

5 IRVINE STREET  
KIAMA NSW  
2533

All Registry communications to:  
C/- Link Market Services Limited  
Locked Bag A14, Sydney South, NSW, 1235  
Telephone: 1800 824 513  
ASX Code: AGLHA  
Email: [registrars@linkmarketservices.com.au](mailto:registrars@linkmarketservices.com.au)  
Website: [www.linkmarketservices.com.au](http://www.linkmarketservices.com.au)

## INTEREST STATEMENT

Reference No.: X\*\*\*\*\*7464  
Payment Date: 10 September 2018  
Record Date: 31 August 2018

Security Description	Rate	Participating Securities	Interest Period	Interest Paid
AGLHA - SUBORDINATED NOTES	\$1.5079		197 Quarterly	\$297.05
			Less Withholding Tax	\$0.00
			<b>Net Amount</b>	AUD 297.05
			Represented By:	
			Direct Credit amount	AUD 297.05

## BANKING INSTRUCTIONS

The amount of AUD 297.05 was deposited to the bank account detailed below:

WESTPAC BANK

VISTA GRAPHICS PTY LTD PROVIDENT  
BSB: 032-689 ACC: \*\*5909

DIRECT CREDIT REFERENCE NO.: 1220795470

**Note: You may require this statement for taxation purposes. All investors should seek independent advice relevant to their own particular circumstances.**

Please ensure your details are current by viewing and updating via the online service centre.



**Stockland**

Stockland Corporation Limited  
ABN 43 000 181 733  
Stockland Trust Management Limited  
ABN 86 001 900 741  
AFSL 241190  
As Responsible Entity for Stockland Trust  
ARSN 092 897 348

**All correspondence to:**  
Computershare Investor Services Pty Limited  
GPO Box 7045 Sydney  
New South Wales 2001 Australia  
Enquiries (within Australia) 1800 804 985  
(outside Australia) +61 3 9415 4058  
Facsimile +61 3 9473 2458  
[www-au.computershare.com/investor/contact](http://www-au.computershare.com/investor/contact)

┌ 006354 000 SGP



VISTA GRAPHICS PTY LTD  
<VISTA GRAPHICS P/L P/F A/C>  
5 IRVINE STREET  
KIAMA NSW 2533

Holder Number: HIN WITHHELD  
Period Ended: 30 June 2018  
Record Date: 29 June 2018  
Payment Date: 31 August 2018  
Tax File Number: Quoted

**DISTRIBUTION AND DIVIDEND STATEMENT**

**Stockland Trust - Distribution**

This statement represents the payment of a distribution from Stockland Trust, calculated as follows:

Unit Class	Units Held	Distribution Cents per Unit	Gross Distribution	Less Tax Withheld (Note 1)	Net Distribution
ORD	2,500	A\$0.135	A\$337.50	A\$0.00	A\$337.50
<b>TOTAL</b>	<b>2,500</b>		<b>A\$337.50</b>	<b>A\$0.00</b>	<b>A\$337.50</b>

**Stockland Corporation Limited - Dividend**

No dividend has been declared by Stockland Corporation Limited for the half year ended 30 June 2018.

**TOTAL COMBINED NET DISTRIBUTION AND DIVIDEND PAYMENT A\$337.50**

**PLEASE RETAIN THIS STATEMENT FOR YOUR TAX RECORDS. A FEE MAY BE CHARGED FOR A REPLACEMENT.**

**DIRECT CREDIT ADVICE**


In accordance with your instructions the below amount has been paid into the account displayed below.

Banking Instructions:  
BSB: 032-689  
Account Number: XXXX09

Amount Deposited  
**A\$337.50**

**Update your information:**

 **Online:**  
www.computershare.com.au/easyupdate/JHG

 **By Mail:**  
Computershare Investor Services Pty Limited  
GPO Box 2975 Melbourne  
Victoria 3001 Australia

**Enquiries:**

(within Australia) 1300 137 981  
(within New Zealand) 0800 888 017  
(outside Australia) +61 3 9415 4081

**Holder Identification Number (HIN)**

**HIN WITHHELD**

ASX Code JHG  
Record Date 13 August 2018  
Payment Date 24 August 2018  
Direct Credit Reference No. 828491

003639 000 JHG



VISTA GRAPHICS PTY LTD  
<VISTA GRAPHICS P/L P/F A/C>  
5 IRVINE STREET  
KIAMA NSW 2533

**Second Quarter Dividend for the period ended 30 June 2018**

Dear Shareholder,

The Directors of Janus Henderson Group plc declared a second quarter dividend of 36 US cents per ordinary share for the period ended 30 June 2018, payable on 24 August 2018. For holders of CHESS Depository Interests (CDIs), the A\$ equivalent will be 49.2192 cents per CDI. The payment is paid on shares held on the Record Date, 13 August 2018.

Class Description	Amount per CDI	Number of CDIs	Gross Payment \$
CDIs	A\$0.492192	562	\$276.61
		<b>Net Payment</b>	<b>\$276.61</b>

**Note:** You should retain this statement to assist you in preparing your tax return.

**Your Payment Instruction**


WESTPAC BANKING CORPORATION  
BSB: 032-689 Account number: XXXX09

Amount Deposited

**AUD\$276.61**

If payment cannot be made to the above instruction, a cheque will be forwarded to your registered address.

# Payment Advice



**CROMWELL**  
PROPERTY GROUP

All Registry communications to:  
C/- Link Market Services Limited  
Locked Bag A14, Sydney South, NSW, 1235  
Telephone: 1300 554 474  
ASX Code: **CMW**  
Email: [registrars@linkmarketservices.com.au](mailto:registrars@linkmarketservices.com.au)  
Website: [www.linkmarketservices.com.au](http://www.linkmarketservices.com.au)

## CROMWELL PROPERTY GROUP

VISTA GRAPHICS PTY LTD <VISTA GRAPHICS P/L P/F A/C>  
5 IRVINE STREET  
KIAMA NSW  
2533

## DISTRIBUTION STATEMENT

Reference No.: X\*\*\*\*\*7464  
Payment Date: 24 August 2018  
Record Date: 29 June 2018

Security Description	Rate per Unit	Participating Units	Distribution Amount	Unfranked Amount	Franked Amount	Total Payment	Franking Credit
CMW - STAPLED SECURITY	\$0.02085	31,000	\$646.35	\$0.00	\$0.00	\$646.35	\$0.00
			Less Withholding Tax			\$0.00	
			<b>Net Amount</b>			AUD 646.35	
			Represented By:				
			Direct Credit amount			AUD 646.35	

## BANKING INSTRUCTIONS

The amount of AUD 646.35 was deposited to the bank account detailed below:

WESTPAC BANK

VISTA GRAPHICS PTY LTD PROVIDENT  
BSB: 032-689 ACC: \*\*5909

DIRECT CREDIT REFERENCE NO.: 1217958361

## Cromwell Property Group

Cromwell Corporation Limited ABN 44 001 056 980  
Cromwell Diversified Property Trust ARSN 102 982 598  
(the responsible entity of which is Cromwell Property Securities Limited  
ABN 11 079 147 809, AFSL 238 052)

The number of securities participating does not reflect any ex-distribution transfers registered after the ex-distribution date, or any transfers registered after the record date.

This is an important document and should be retained, however it should not be used when preparing your tax return. You will receive an AMMA Statement after the end of each financial year.

Non residents whose distribution is paid to an intermediary entity can obtain the notice for the purposes of Subdivision 12-H and Division 12A of Schedule 1 of the Taxation Administration Act 1953 at [www.cromwellpropertygroup.com/securityholdercentre/taxation-information](http://www.cromwellpropertygroup.com/securityholdercentre/taxation-information).

**Note: You may require this statement for taxation purposes. All investors should seek independent advice relevant to their own particular circumstances.**

Please ensure your details are current by viewing and updating via the online service centre.



┌ 027135 000 SYD



VISTA GRAPHICS PTY LTD  
 <VISTA GRAPHICS P/L P/F A/C>  
 5 IRVINE STREET  
 KIAMA NSW 2533

ASX Code: SYD  
 Holder ID No.: HIN WITHHELD  
 TFN/ABN Status: Quoted  
 Payment Date: 14 August 2018  
 Record Date: 29 June 2018  
 Direct Credit Reference: 854436

**Final distribution statement for the period ended 30 June 2018**

Your Investment 6,000 Securities X Price at 29 June 2018 \$7.16 = A\$42,960.00

Security description	Amount per security	Number of securities	Gross distribution
SAT1 <sup>(a)</sup>	5.10 cents	6,000	A\$306.00
SAL <sup>(b)</sup>	13.40 cents	6,000	A\$804.00
			Less tax withheld - resident <sup>(c)</sup>
			A\$0.00
			Less tax withheld - non-resident <sup>(d)</sup>
			A\$0.00
			<b>Net payment<sup>(e)</sup></b>
			<b>A\$1,110.00</b>

**Notes to SYD distribution statement**

- (a) Distribution from Sydney Airport Trust 1 (SAT1).
- (b) Distribution (unfranked dividend) from Sydney Airport Limited (SAL).
- (c) The tax deducted from residents is a withholding made under the PAYG system because a tax file number (or where relevant, Australian business number) was not supplied and an exemption was not claimed.
- (d) The tax deducted from non-residents represents tax withheld at 10% from the Australian-sourced interest income component included in the SAT1 distribution (where applicable) and at appropriate rates from the unfranked dividend component paid by SAL.
- (e) SYD has a 31 December year-end for tax purposes. The above distribution will be included in your annual SYD tax statement for the year ending 30 June 2019. For Australian residents this will be relevant for the completion of your 2019 Australian income tax return. You will receive your annual SYD tax statement relevant to your 2019 income tax return in August 2019.

Your funds have been credited to the following bank account:

WESTPAC BANKING CORPORATION

BSB: 032-689

Account number: XXXX09

Please retain this statement to assist with preparation of your income tax return.

All registry communications to:  
 Link Market Services Limited  
 Locked Bag A6015, Sydney South NSW 1235  
 Telephone (free call within Australia): +61 1800 804 255  
 ASX Code: WBC  
 Email: westpac@linkmarketservices.com.au  
 Website: www.linkmarketservices.com.au



020

VISTA GRAPHICS PTY LTD  
 <VISTA GRAPHICS P/L P/F A/C>  
 5 IRVINE STREET  
 KIAMA NSW 2533

**Key details**

**Payment date:** 4 July 2018  
**Record date:** 18 May 2018  
**SRN/HIN:** X\*\*\*\*\*7464  
**TFN/ABN status:** RECEIVED AND RECORDED

**Interim dividend statement for the six months ended 31 March 2018**

This dividend is 100% franked with Australian franking credits at the company tax rate of 30%.

Description	Participating holding	Dividend rate per share <sup>#</sup>	Unfranked amount	Franked amount	Total amount	Franking credit
Ordinary shares	3,290	94 cents	\$0.00	\$3,092.60	\$3,092.60	\$1,325.40
<b>Net dividend amount</b>					<b>\$3,092.60</b>	
<b>***New Zealand Imputation Credit (NZIC)</b>						<b>NZ\$230.30</b>

<sup>#</sup>The interim dividend of 94 cents per share takes into consideration the cost of the Bank Levy which was equivalent to 4 cents per share. All amounts are in Australian dollars unless otherwise stated.

**PAYMENT INSTRUCTIONS**

**WESTPAC BANK**

**BSB:** 032-689

**ACC:** \*\*\*\*\*5909

**ACCOUNT NAME:** VISTA GRAPHICS PTY LTD PROVIDENT

**PAYMENT REFERENCE NUMBER:** 001216271130

A payment has been made to the above account. If this account is not valid please turn over for instructions to update your details. Once your details have been updated, a payment will be made within 10 business days.

Please keep this statement for your tax records.  
 It can also be accessed online in Link's Investor Centre, see over for login instructions.

\*\*\* Only relevant for New Zealand taxpayers.



T 093906 000 ANZ



VISTA GRAPHICS PTY LTD  
<VISTA GRAPHICS P/L P/F A/C>  
5 IRVINE STREET  
KIAMA NSW 2533

SHAREHOLDER SERVICES

[shareholder.anz.com](http://shareholder.anz.com)  
[anzshareregistry@computershare.com.au](mailto:anzshareregistry@computershare.com.au)

Computershare Investor Services Pty Limited  
GPO Box 2975 Melbourne  
Victoria 3001 Australia

1800 113 399 (within Australia)  
0800 174 007 (within New Zealand)  
+61 3 9415 4010 (outside Australia)

Holder Identification Number (HIN)

**HIN WITHHELD**

Share Class Ordinary  
Record Date 15 May 2018  
Payment Date 2 July 2018

Payment in Australian dollars

## DIVIDEND ADVICE

The details of your **Interim Dividend** of A\$0.80 per share for the half year ended 31 March 2018 are set out below.

NUMBER OF SHARES	FRANKED AMOUNT	TAX AMOUNT	REMAINING CREDIT	NZ IMPUTATION CREDIT
3,297	A\$2,637.60	A\$2,637.60	A\$1,130.40	NZ\$296.73

The dividend is 100% franked at the Australian company tax rate of 30%. A NZ Imputation Credit has been attached to the above dividend. For NZ taxpayers, your NZ gross income will include the aggregate of the Net Amount and the NZ Imputation Credit which should be included in your income tax return.

Shareholders should obtain their own professional advice on the tax implications of the dividend and retain this document to assist in tax return preparation.

### PAYMENT INSTRUCTIONS

#### WESTPAC BANKING CORPORATION

BSB: XXX-XXX  
Account number: XXXX09  
Payment reference: 274687

**NET AMOUNT: A\$2,637.60**

If payment cannot be made to the above account, you will be notified and your entitlement will be held pending receipt of updated direct credit instructions.



UPCOMING  
EVENTS

**31 October 2018**  
Full Year Results announced



**TRANSACTIONS**

Please check all entries on this statement and promptly inform Westpac of any possible error or unauthorised transaction

DATE	TRANSACTION DESCRIPTION	DEBIT	CREDIT	BALANCE
11/06/19	Deposit-Debenture/Note Interest Aglha Int 001229935542		290.22	91,813.43
11/06/19	Deposit Apnfm Ltd Clracc 10021475 Distribut		154.88	91,968.31
11/06/19	Deposit Aglha Redeemed 001229944728		19,700.00	111,668.31
14/06/19	Deposit Morgans Financia 8742483		31,089.12	142,757.43
17/06/19	Deposit Dividend Perls Ix 001230156348		1,013.40	143,770.83
24/06/19	Deposit Dividend WBC Dividend 001229440546		3,092.60	146,863.43
26/06/19	Deposit Ato Ato003000010730269		5,695.68	152,559.11
28/06/19	Interest Paid		7.86	152,566.97
01/07/19	Deposit Dividend Anz Dividend A067/00631548		2,637.60	155,204.57
01/07/19	Transaction Fee	3.50		155,201.07
02/07/19	Payment By Authority To Morgans Financia 8793775	24,951.46		130,249.61
03/07/19	Payment By Authority To Morgans Financia 8796700	74,675.00		55,574.61
03/07/19	<b>CLOSING BALANCE</b>			<b>55,574.61</b>

**CONVENIENCE AT YOUR FINGERTIPS**

Use Online, Mobile or Tablet Banking to pay bills, transfer funds, check your account balances and much more

**TRANSACTION FEE SUMMARY**

To reconcile your Transaction Fee Summary you may need to refer to transactions listed on your previous statement(s).

Fee(s) charged to account 032-689 12-5909

*+ 154.00 = \$152,721.85*

01 MAY 2019

Total  
\$2.00

Electronic Credits

Volume	Unit Price	Fee
4	\$0.50	\$2.00

03 JUN 2019

Total  
\$2.00

Electronic Credits

Volume	Unit Price	Fee
4	\$0.50	\$2.00

01 JUL 2019

Total  
\$3.50


Electronic Credits

Volume	Unit Price	Fee
7	\$0.50	\$3.50

Statement Period  
03 April 2019 - 03 July 2019

**Westpac Business One Flexi**

Account Name  
**VISTA GRAPHICS PTY LTD PROVIDENT  
FUND CASH MANAGEMENT ACCOUNT**

 013  
THE SECRETARY  
VISTA GRAPHICS PTY LTD  
5 IRVINE ST  
KIAMA NSW 2533

Customer ID  
**0680 6990 VISTA GRAPHICS PTY LTD**

BSB Account Number  
**032-689 125 909**

Opening Balance	+ \$71,965.98
Total Credits	+ \$83,242.59
Total Debits	- \$99,633.96
Closing Balance	+ \$55,574.61

**INTEREST RATES (PER ANNUM) ON CREDIT BALANCES**

Effective Date	\$0 to \$1999	Over \$1999 to \$9999	Over \$9999 to \$19999	Over \$19999 to \$49999
17 Aug 2018	0.01 %	0.01 %	0.01 %	0.01 %
Effective Date	Over \$49999 to \$99999	Over \$99999 to \$249999	Over \$249999 to \$499999	Over \$499999
17 Aug 2018	0.05 %	0.10 %	0.10 %	0.10 %

**TRANSACTIONS**

Please check all entries on this statement and promptly inform Westpac of any possible error or unauthorised transaction

DATE	TRANSACTION DESCRIPTION	DEBIT	CREDIT	BALANCE
03/04/19	STATEMENT OPENING BALANCE			71,965.98
10/04/19	Deposit Dividend Wesfarmers Ltd Int19/01042766		3,792.00	75,757.98
10/04/19	Deposit Apnfm Ltd Clracc 10021475 Distribut		154.88	75,912.86
18/04/19	Deposit Tm Bank		14,330.34	90,243.20
30/04/19	Interest Paid		3.49	90,246.69
01/05/19	Transaction Fee	2.00		90,244.69
10/05/19	Deposit Apnfm Ltd Clracc 10021475 Distribut		154.88	90,399.57
24/05/19	Deposit Dividend Cmw Mar Dst 001229254612		648.33	91,047.90
29/05/19	Deposit Dividend Jhg Dividend May19/00827209		288.41	91,336.31
29/05/19	Deposit Business Banking Interest Adj		185.06	91,521.37
31/05/19	Interest Paid		3.84	91,525.21
03/06/19	Transaction Fee	2.00		91,523.21

## TRANSACTIONS

Please check all entries on this statement and promptly inform Westpac of any possible error or unauthorised transaction

DATE	TRANSACTION DESCRIPTION	DEBIT	CREDIT	BALANCE
28/02/19	Deposit-Debenture/Note Interest Stockland Ltd Feb19/00833730		337.50	58,238.58
01/03/19	Transaction Fee	4.50		58,234.08
08/03/19	Deposit-Debenture/Note Interest Aglha Int 001225685719		274.77	58,508.85
12/03/19	Deposit Apnfm Ltd Clracc 10021475 Distribut		154.88	58,663.73
13/03/19	Deposit Dividend Apa Dst 001225045907		2,043.36	60,707.09
15/03/19	Deposit Dividend Perls lx 001227958172		1,021.80	61,728.89
20/03/19	Deposit Dividend Bkl Ltd Mar19/00805987		442.50	62,171.39
26/03/19	Deposit Dividend Bhp Group Div Ai379/01097665		2,417.38	64,588.77
28/03/19	Deposit Dividend CBA Itm Div 001224631022		5,782.00	70,370.77
29/03/19	Interest Paid		2.41	70,373.18
29/03/19	Deposit Dividend TIs Int Div 001226315269		1,396.80	71,769.98
01/04/19	Transaction Fee	4.00		71,765.98
02/04/19	Deposit Dividend Nhf Dividend Apr19/00934808		200.00	71,965.98
03/04/19	<b>CLOSING BALANCE</b>			<b>71,965.98</b>

## CONVENIENCE AT YOUR FINGERTIPS

Use Online, Mobile or Tablet Banking to pay bills, transfer funds, check your account balances and much more

## TRANSACTION FEE SUMMARY

To reconcile your Transaction Fee Summary you may need to refer to transactions listed on your previous statement(s).

Fee(s) charged to account 032-689 12-5909

01 FEB 2019

		Volume	Unit Price	Fee
Total	Electronic Credits	2	\$0.50	\$1.00
<b>\$1.00</b>				

01 MAR 2019

		Volume	Unit Price	Fee
Total	Electronic Credits	5	\$0.50	\$2.50
	Cheques Written	2	\$1.00	\$2.00
<b>\$4.50</b>				

01 APR 2019

		Volume	Unit Price	Fee
Total	Electronic Credits	8	\$0.50	\$4.00
<b>\$4.00</b>				

Statement Period  
03 January 2019 - 03 April 2019

**Westpac Business One Flexi**



THE SECRETARY  
VISTA GRAPHICS PTY LTD  
5 IRVINE ST  
KIAMA NSW 2533

013

Account Name  
VISTA GRAPHICS PTY LTD PROVIDENT  
FUND CASH MANAGEMENT ACCOUNT

Customer ID  
0680 6990 VISTA GRAPHICS PTY LTD

BSB Account Number  
032-689 125 909

Opening Balance	+ \$51,524.58
Total Credits	+ \$20,833.90
Total Debits	- \$392.50
Closing Balance	+ \$71,965.98

**INTEREST RATES (PER ANNUM) ON CREDIT BALANCES**

Effective Date	\$0 to \$1999	Over \$1999 to \$9999	Over \$9999 to \$19999	Over \$19999 to \$49999
17 Aug 2018	0.01 %	0.01 %	0.01 %	0.01 %

Effective Date	Over \$49999 to \$99999	Over \$99999 to \$249999	Over \$249999 to \$499999	Over \$499999
17 Aug 2018	0.05 %	0.10 %	0.10 %	0.10 %

**TRANSACTIONS**

Please check all entries on this statement and promptly inform Westpac of any possible error or unauthorised transaction

DATE	TRANSACTION DESCRIPTION	DEBIT	CREDIT	BALANCE
03/01/19	STATEMENT OPENING BALANCE			51,524.58
10/01/19	Deposit Apnfm Ltd Clracc 10021475 Distribut		154.88	51,679.46
30/01/19	Deposit Dividend Bhp Group Div As378/01117502		4,373.85	56,053.31
31/01/19	Interest Paid		2.19	56,055.50
01/02/19	Transaction Fee	1.00		56,054.50
11/02/19	Deposit Apnfm Ltd Clracc 10021475 Distribut		154.88	56,209.38
14/02/19	Deposit-Debenture/Note Interest Syd Distribution Feb19/00854661		1,140.00	57,349.38
14/02/19	Withdrawal/Cheque 200090	330.00		57,019.38
18/02/19	Withdrawal/Cheque 200091	53.00		56,966.38
22/02/19	Deposit Dividend Cmw Dec Dst 001224368963		648.33	57,614.71
26/02/19	Deposit Dividend Jhg Dividend Feb19/00827648		284.20	57,898.91
28/02/19	Interest Paid		2.17	57,901.08

S007162 / M004023 / 084 / CN2CNCPW

**TRANSACTIONS**

Please check all entries on this statement and promptly inform Westpac of any possible error or unauthorised transaction

DATE	TRANSACTION DESCRIPTION	DEBIT	CREDIT	BALANCE
10/12/18	Deposit-Debenture/Note Interest Aglha Int 001223528671		281.51	49,222.92
10/12/18	Deposit Apnfm Ltd Clracc 10021475 Distribut		154.88	49,377.80
10/12/18	Withdrawal Online 0567630 Bpay Cromwell P Cromwell Entitment	4,674.60		44,703.20
11/12/18	Deposit Morgans Financia 8351685		77.35	44,780.55
17/12/18	Deposit Dividend Perls lx 001223678228		1,016.30	45,796.85
18/12/18	Deposit Dividend Anz Dividend A066/00627015		2,637.60	48,434.45
20/12/18	Deposit Dividend WBC Dividend 001223120650		3,092.60	51,527.05
31/12/18	Interest Paid		1.03	51,528.08
02/01/19	Transaction Fee	3.50		51,524.58
03/01/19	<b>CLOSING BALANCE</b>			<b>51,524.58</b>

**CONVENIENCE AT YOUR FINGERTIPS**

Use Online, Mobile or Tablet Banking to pay bills, transfer funds, check your account balances and much more

**TRANSACTION FEE SUMMARY**

To reconcile your Transaction Fee Summary you may need to refer to transactions listed on your previous statement(s).

Fee(s) charged to account 032-689 12-5909

		Volume	Unit Price	Fee
<b>01 NOV 2018</b>				
Total	Electronic Credits	3	\$0.50	\$1.50
<b>\$2.50</b>	Cheques Written	1	\$1.00	\$1.00
<b>03 DEC 2018</b>				
Total	Electronic Credits	3	\$0.50	\$1.50
<b>\$1.50</b>				
<b>02 JAN 2019</b>				
Total	Electronic Credits	6	\$0.50	\$3.00
<b>\$3.50</b>	Electronic Debits	1	\$0.50	\$0.50

Statement Period  
03 October 2018 - 03 January 2019

**Westpac Business One Flexi**



THE SECRETARY  
VISTA GRAPHICS PTY LTD  
5 IRVINE ST  
KIAMA NSW 2533

013

Account Name  
VISTA GRAPHICS PTY LTD PROVIDENT  
FUND CASH MANAGEMENT ACCOUNT

Customer ID  
0680 6990 VISTA GRAPHICS PTY LTD

BSB Account Number  
032-689 125 909

Opening Balance	+ \$49,977.32
Total Credits	+ \$9,089.36
Total Debits	- \$7,542.10
Closing Balance	+ \$51,524.58

**INTEREST RATES (PER ANNUM) ON CREDIT BALANCES**

Effective Date	\$0 to \$1999	Over \$1999 to \$9999	Over \$9999 to \$19999	Over \$19999 to \$49999
17 Aug 2018	0.01 %	0.01 %	0.01 %	0.01 %
Effective Date	Over \$49999 to \$99999	Over \$99999 to \$249999	Over \$249999 to \$499999	Over \$499999
17 Aug 2018	0.05 %	0.10 %	0.10 %	0.10 %

**TRANSACTIONS**

Please check all entries on this statement and promptly inform Westpac of any possible error or unauthorised transaction

DATE	TRANSACTION DESCRIPTION	DEBIT	CREDIT	BALANCE
03/10/18	STATEMENT OPENING BALANCE			49,977.32
05/10/18	Deposit Dividend Nhf Dividend Oct18/00924359		220.00	50,197.32
10/10/18	Deposit Apnfm Ltd Clracc 10021475 Distribut		154.88	50,352.20
12/10/18	Deposit Dividend Bkl Ltd Oct18/00805483		457.25	50,809.45
26/10/18	Withdrawal/Cheque 200089	2,860.00 ✓		47,949.45
31/10/18	Interest Paid		1.61	47,951.06
01/11/18	Transaction Fee	2.50		47,948.56
12/11/18	Deposit Apnfm Ltd Clracc 10021475 Distribut		154.88	48,103.44
23/11/18	Deposit Dividend Cmw Sep Dst 001222907835		561.88	48,665.32
30/11/18	Interest Paid		0.39	48,665.71
30/11/18	Deposit Dividend Jhg Dividend Nov18/00828061		277.20	48,942.91
03/12/18	Transaction Fee	1.50		48,941.41

**TRANSACTIONS**

Please check all entries on this statement and promptly inform Westpac of any possible error or unauthorised transaction

DATE	TRANSACTION DESCRIPTION	DEBIT	CREDIT	BALANCE
25/09/18	Deposit Dividend Bhp Ltd Dividend Af377/01109500		2,741.36	39,734.64
27/09/18	Deposit Dividend Wesfarmers Ltd Fin18/01045489		1,647.60	41,382.24
27/09/18	Deposit Dividend Tls Fnl Div 001219800030		1,920.60	43,302.84
28/09/18	Interest Paid		0.27	43,303.11
28/09/18	Deposit Dividend CBA Fnl Div 001218299076		6,678.21	49,981.32
01/10/18	Transaction Fee	4.00 ✓		49,977.32
03/10/18	<b>CLOSING BALANCE</b>			<b>49,977.32</b>

**CONVENIENCE AT YOUR FINGERTIPS**

Use Online, Mobile or Tablet Banking to pay bills, transfer funds, check your account balances and much more

**TRANSACTION FEE SUMMARY**

To reconcile your Transaction Fee Summary you may need to refer to transactions listed on your previous statement(s).

Fee(s) charged to account 032-689 12-5909

01 OCT 2018

		Volume	Unit Price	Fee
Total	Electronic Credits	8	\$0.50	\$4.00
<b>\$4.00</b>				


S0072711/M004139/2/1/1/CN2CNCPW



Statement Period  
17 August 2018 - 03 October 2018

**Westpac Business One Flexi**

Account Name  
VISTA GRAPHICS PTY LTD PROVIDENT  
FUND CASH MANAGEMENT ACCOUNT

 013  
THE SECRETARY  
VISTA GRAPHICS PTY LTD  
5 IRVINE ST  
KIAMA NSW 2533

Customer ID  
0680 6990 VISTA GRAPHICS PTY LTD

BSB Account Number  
032-689 125 909

Opening Balance	+ \$31,948.41
Total Credits	+ \$18,035.41
Total Debits	- \$6.50
Closing Balance	+ \$49,977.32

**INTEREST RATES (PER ANNUM) ON CREDIT BALANCES**

Effective Date	\$0 to \$1999	Over \$1999 to \$9999	Over \$9999 to \$19999	Over \$19999 to \$49999
17 Aug 2018	0.01 %	0.01 %	0.01 %	0.01 %
Effective Date	Over \$49999 to \$99999	Over \$99999 to \$249999	Over \$249999 to \$499999	Over \$499999
17 Aug 2018	0.05 %	0.10 %	0.10 %	0.10 %

**TRANSACTIONS**

Please check all entries on this statement and promptly inform Westpac of any possible error or unauthorised transaction

DATE	TRANSACTION DESCRIPTION	DEBIT	CREDIT	BALANCE
17/08/18	STATEMENT OPENING BALANCE			31,948.41
24/08/18	Deposit Dividend Jhg Dividend Aug18/00828491		276.61	32,225.02
24/08/18	Deposit Dividend Cmw Jun Dst 001217958361		646.35	32,871.37
31/08/18	Interest Paid		0.12	32,871.49
31/08/18	Deposit-Debenture/Note Interest Stockland Ltd Fin18/00833320		337.50	33,208.99
03/09/18	Promotional Fee Rebate - Transaction Fee		2.50	33,211.49
03/09/18	Transaction Fee	2.50 ✓		33,208.99
10/09/18	Deposit-Debenture/Note Interest Aglha Int 001220795470		297.05	33,506.04
10/09/18	Deposit Apnfm Ltd Clracc 10021475 Distribut		154.88	33,660.92
12/09/18	Deposit Dividend Apa Dst 001218924972		2,280.96	35,941.88
17/09/18	Deposit Dividend Perls lx 001221394844		1,051.40	36,993.28



**TRANSACTIONS**

Please check all entries on this statement and promptly inform Westpac of any possible error or unauthorised transaction

DATE	TRANSACTION DESCRIPTION	DEBIT	CREDIT	BALANCE
03/07/18	<b>STATEMENT OPENING BALANCE</b>			<b>27,435.65</b>
04/07/18	Deposit Dividend WBC Dividend 001216271130		3,092.60	30,528.25
10/07/18	Deposit Apnfm Ltd Clracc 10021475 Distribut		✓ 154.88	30,683.13
31/07/18	Interest Paid		0.26	30,683.39
10/08/18	Deposit Apnfm Ltd Clracc 10021475 Distribut		154.88	30,838.27
14/08/18	Deposit-Debenture/Note Interest Syd Distribution Aug18/00854436		1,110.00	31,948.27
17/08/18	Interest Paid		0.14	31,948.41
17/08/18	<b>CLOSING BALANCE</b>			<b>31,948.41</b>

**TRANSACTION FEE SUMMARY**

To reconcile your Transaction Fee Summary you may need to refer to transactions listed on your previous statement(s).


Fee(s) charged to account 032-689 12-5909

Transaction fee(s) period 01 JUL 2018 to 31 JUL 2018

Total \$0.00
-----------------

This account charges for all withdrawals and all cheques deposited.





10:32:11 6am to 7pm, weekdays  
9am to 3pm Saturday

[enquiry@imbank.com.au](mailto:enquiry@imbank.com.au)

[imbank.com.au](http://imbank.com.au)

011495 013



VISTA GRAPHICS P/L ATF VISTA  
Graphics P/L Provident Fund  
5 Irvine St  
KIAMA NSW 2533

Customer no	254168	Account summary	
Statement no	27	Account	Closing balance
BSB	812-170	S40 Customer Deposits	\$0.00
TFN/ABN/Exemption has been quoted		I40 Customer Term Deposit	\$250,000.00

## End of Financial Year interest earned and/or paid

Your annual interest is displayed in the interest table summary on this statement. Please keep this statement for future reference.



Financial year interest earned			
Account	Interest earned to 30th June	General Withholding Tax	Overseas Withholding Tax
S40 Vista Graphics P/L ATF Vista Graphics Pt	\$0.00	Nil	Nil
I40 Vista Graphics P/L ATF Vista Graphics P/	\$6,830.34	Nil	Nil

**S40 Customer Deposits**

Vista Graphics P/L ATF Vista Graphics Pt

Posting date	Description	Reference	Debit	Credit	Balance
01 Jul	Opening balance				\$0.00
30 Jun	Closing balance				\$0.00

**I40 Customer Term Deposit**

Vista Graphics P/L ATF Vista Graphics P/

Posting date	Description	Reference	Debit	Credit	Balance
01 Jun	Opening balance				\$250,000.00
30 Jun	Closing balance				\$250,000.00

Please check all entries and promptly report any errors or unauthorised transactions. We recommend that you retain this statement for future reference. If you would like more information, to provide feedback or to make a complaint, please call us.

Investments Schedule  
For Period 01/07/2018 to 30/06/2019

	Units	Open Cost	Units	Additions Cost	Units	Disposals Value	Profit (Loss)	Cap Gain (Loss)	Units	Close Cost	Quote	Market Value
<b>SHARES IN LISTED COMPANIES</b>												
AGL ENERGY HYBRID	197	21084.34	-	-	(197)	(19700.00)	(1384.34)	(1384.34)	3297	75628.80	101.310	93008
3-BBSW+3.40% 08-06-39 SUB	3297	75628.80	-	-	-	-	-	-	9504	46915.77	28.210	102643
ANZ BANKING GRP LTD FPO	9504	46915.77	-	-	-	-	-	-	3096	43590.60	10.800	127431
AUSTRALIAN PIPELINE UNITS	3096	43590.60	-	-	-	-	-	-	295	34957.30	41.160	26523
BHP BILLITON LIMITED FPO	295	34957.30	-	-	-	-	-	-	2891	150459.81	89.910	239317
BLACKMORE ORDINARY FULLY PAID	2891	150459.81	-	-	-	-	-	-	-	-	82.780	-
COMMONWEALTH BANK FPO	1000	100000.00	-	-	-	-	-	-	1000	100000.00	104.500	104500
CWLTH BANK CAP NOTE	31000	30087.36	4770	4674.60	-	-	-	-	35770	34761.96	1.155	41314
3-BBSW+3.90% PERP NON-CUM RED	-	-	1373	15317.67	(1373)	(17055.18)	1737.51	1737.51	-	-	13.350	-
T-03-22	562	29971.61	-	-	(562)	(17045.32)	(12926.29)	(12926.29)	-	-	30.290	-
CROMWELL ORDINARY/UNITS FULLY PAID	2000	4789.95	-	-	(2000)	(14043.80)	9253.85	6169.23	-	-	7.670	-
PAID STAPLED SECURITIES	2500	10135.28	-	-	-	-	-	-	2500	10135.28	4.170	10425
COLES GROUP ORDINARY FULLY PAID	6000	24476.31	-	-	-	-	-	-	6000	24476.31	8.040	48240
JANUS CHESS DEPOSITARY	17460	80621.69	-	-	-	-	-	-	17460	80621.69	3.850	67221
INTERESTS	3290	50814.86	-	-	-	-	-	-	3290	50814.86	28.360	93304
NIB HOLDING ORDINARY FULLY PAID	1373	36903.80	523	16977.83	-	-	-	-	1896	53881.63	36.160	68559
STOCKLAND UNITS/ORDINARY FULLY PAID STAPLED SECURITIES	-	-	-	-	-	-	-	-	-	-	-	-
SYDAIRPORT UNITS FULLY PAID	-	-	-	-	-	-	-	-	-	-	-	-
STAPLED SECURITIES US PROHIBIT	-	-	-	-	-	-	-	-	-	-	-	-
TELSTRA CORPORATION FPO	-	-	-	-	-	-	-	-	-	-	-	-
WESTPAC BANKING CORP FPO	-	-	-	-	-	-	-	-	-	-	-	-
WESFARMER ORD FULLY PAID	-	-	-	-	-	-	-	-	-	-	-	-
<b>Total</b>		<b>740437.48</b>		<b>36970.10</b>		<b>(67844.30)</b>	<b>(3319.27)</b>	<b>(6403.89)</b>		<b>706244.01</b>		<b>1022485</b>
		<b>\$740437.48</b>		<b>\$36970.10</b>		<b>(\$67844.30)</b>	<b>(\$3319.27)</b>	<b>(\$6403.89)</b>		<b>\$706244.01</b>		<b>\$1022485</b>

From First to Last by Investment  
**Audit Check Report**

Investment & entry/error details....

AAN	OK	ALINTA LTD ORDINARY FULLY PAID	
AGK	OK	AGL ENERGY ORD FULLY PAID	
AGKHA	OK	AGL ENERGY UNSECURED SUBORDINATED FRN MATURING 08-JUN-2039	
AGL	OK	AUSTRALIAN GAS LIGHT FPO	
AGLHA	OK	AGL ENERGY HYBRID 3-BBSW+3.40% 08-06-39 SUB STEP T-06-19	
31/08/2018		Dividend	297.05 Dividend recorded, no history
10/12/2018		Dividend	281.51 Dividend recorded, no history
28/02/2019		Dividend	274.77 Dividend recorded, no history
11/06/2019		Dividend	290.22 Dividend recorded, no history
11/06/2019		Sale	0 Nil stock on hand
ALM	OK	AUSTRALIS MEDIA FPO	
ALU	OK	ALTUM LIMITED FPO	
AMP	OK	AMP LIMITED FPO	
ANZ	OK	ANZ BANKING GRP LTD FPO	
APA	OK	AUSTRALIAN PIPELINE UNITS	
AWC	OK	ALUMINA LIMITED FPO	
BHP	OK	BHP BILLITON LIMITED FPO	
25/09/2018		Dividend	2741.36 Calculated dividend on 3096 is \$2741.508
30/01/2019		Dividend	4373.85 Calculated dividend on 3096 is \$4373.719
26/03/2019		Dividend	2417.38 Calculated dividend on 3096 is \$2417.357
BIL	OK	BRAMBLES INDUSTRIES FPO	
BKL	OK	BLACKMORE. ORDINARY FULLY PAID	
BOQPC	OK	BANK QLD PERPETUAL EQUITY PREFERENCE SHARES (PEPS)	
BSL	OK	BHP STEEL LIMITED FPO	
BXB	OK	BRAMB LTD ORD FULLY PAID	
CBA	OK	COMMONWEALTH BANK. FPO	
CBAPF	OK	CWLTH BANK CAP NOTE 3-BBSW+3.90% PERP NON-CUM RED T-03-22	
CGJ	OK	COLES GRP ORDINARY FULLY PAID	
CML	OK	COLES MYER LTD. FPO	
CMW	OK	CROMWELL ORDINARY/UNITS FULLY PAID STAPLED SECURITIES	

*Div slip started*

*reading*

From First to Last by Investment  
**Audit Check Report**

Investment & entry/error details...

24/08/2018	Dividend	646.35	Calculated dividend on 31000 is \$647.900
23/11/2018	Dividend	561.88	Calculated dividend on 31000 is \$561.100
12/12/2018	Rights	4770	Maximum rights for purchase is 4769
22/02/2019	Dividend	648.33	Calculated dividend on 35770 is \$647.437
24/05/2019	Dividend	648.33	Calculated dividend on 35770 is \$647.437
COL	COLESGROUP ORDINARY FULLY PAID		
11/12/2018	Sale	0	Nil stock on hand
CSL	CSL ORDINARY FULLY PAID		
OK			
CTX	CALTEX AUSTRALIA LTD ORD FULLY PAID		
OK			
CTXHA	CALTEX UNSEC.RED. SUB FRN NOTE MATURING 15-SEP-2037		
OK			
FGL	FOSTER'S GROUP FPO		
OK			
GDP	GRADIPORE LIMITED FPO		
OK			
GDPO	GRADIPORE LIMITED OPT JUN00		
OK			
HGG	HENDERSON GROUP PLC. CHESS DEPOSITARY INTERESTS		
OK			
HHG	HHG PLC CHESS DEPOSITARY INTERESTS		
OK			
IAG	INSURANCE AUSTRALIA GROUP LTD ORD FULLY PAID		
OK			
JHG	JANUS CHESS DEPOSITARY INTERESTS		
24/08/2018	Dividend	276.61	Calculated dividend on 562 is \$276.616
30/11/2018	Dividend	277.20	Calculated dividend on 562 is \$277.178
26/02/2019	Dividend	284.20	Calculated dividend on 562 is \$284.203
29/05/2019	Dividend	288.41	Calculated dividend on 562 is \$288.418
14/06/2019	Sale	0	Nil stock on hand
LFE	LIFE THERA ORDINARY FULLY PAID		
OK			
MAY	MAYNE GROUP LIMITED FPO		
OK			
NCM	NEWCREST MINING FPO		
OK			
NHF	NIBHOLDING ORDINARY FULLY PAID		
14/06/2019	Sale	0	Nil stock on hand
PBB	PACIFICA GROUP LTD ORD FULLY PAID		
OK			
S32	SOUTH32 ORDINARY FULLY PAID		
OK			
SCA	SATRECOL AUSTRALIA FPO		
OK			
SCP	SHOPCENAUUS UNITS FULLY PAID STAPLED SECURITIES		
OK			
SGB	ST GEORGE BANK FPO		
OK			

*overriding*

*overriding*

From First to Last by Investment  
**Audit Check Report**

Investment & entry/error details....

SGP	STOCKLAND. UNITS/ORDINARY FULLY PAID STAPLED SECURITIES
OK	
SYD	SYDAIRPORT UNITS FULLY PAID STAPLED SECURITIES US PROHIBIT
OK	
TLS	TELSTRA CORPORATION. FPO
OK	
TLSCA	TELSTRA INSTALMENT RECEIPTS
OK	
TSI	TSI FUND UNITS/ORDINARY FULLY PAID STAPLED SECURITIES
OK	
VXS	VOXSON LIMITED FPO
OK	
WBC	WESTPAC BANKING CORP FPO
OK	
WES	WESFARMER ORD FULLY PAID
22/11/2018	Bonus missing 1 for 1
WESN	WESFARMER PARTIALLY PROTECTED ORDINARY SHARES FULLY PAID
OK	
WMC	WMC LIMITED FPO
OK	
WMR	WMC RESOURCES LTD FPO
OK	
WOW	WOOLWORTHS LIMITED FPO
OK	

*COL ISSUE NOT  
WES.*



# Cromwell Corporation Limited

A.C.N. 001 056 980  
State of Incorporation/Registration: NSW

## CHESS HOLDING STATEMENT

For statement enquiries contact  
your CHESS Sponsor:

**MORGANS FINANCIAL LIMITED**

LEVEL 29 RIVERSIDE CENTRE  
123 EAGLE STREET  
BRISBANE, QLD 4000

☎ 073334 4888



097883 04064  
VISTA GRAPHICS PTY LTD  
<VISTA GRAPHICS P/L P/F A/C>  
5 IRVINE STREET  
KIAMA NSW 2533

Holder ID Number (HIN): 0055157464

CHESS Sponsor's ID (PID): 04064

Statement Period: December 2018

Page: 1 of 1

### CMW - ORDINARY/UNITS FULLY PAID STAPLED SECURITIES

Date	Transaction Type	Transaction ID	Ex/Cum Status	Quantity On	Quantity Off	Holding Balance
	<b>Balance Brought Forward from 08 Apr 14</b>					31000
12 Dec 18	Adjustment to Balance	6161004468111100		4770		35770

#### FOR YOUR INFORMATION

- ☛ To obtain full terms and conditions of an Issuer's securities contact the Issuer's Registrar or the Issuer directly.
- ☛ For information about CHESS Depository Interests (CDIs) and to obtain a free copy of the Financial Services Guide (FSG) or any supplementary FSG for CHESS Depository Nominees Pty Ltd go to [www.asx.com.au/cdis](http://www.asx.com.au/cdis) or phone 131 279.
- ☛ ASX Settlement may by law need to disclose information in CHESS Holdings to third parties.
- ☛ Do you have a small shareholding? Donate to Australian charities using ShareGift's brokerage-free service & receive tax deduction when over \$2. [www.sharegiftaustralia.org.au](http://www.sharegiftaustralia.org.au)

**Refer overleaf for additional important information**

#### Share Registry Details:

LINK MARKET SERVICES LIMITED  
LOCKED BAG A14,  
SYDNEY SOUTH NSW 1235  
Ph: 02 82807111



Issued By:

ASX Settlement Pty Limited | ABN 49 008 504 532 | PO Box H227, Australia Square, Sydney NSW 1215



**Cromwell Property Group**  
 Cromwell Corporation Limited ABN 44 001 056 980  
 Cromwell Diversified Property Trust ARSN 102 982 598  
 (the responsible entity of which is Cromwell Property Securities Limited  
 ABN 11 079 147 809, AFSL 238 052)

All Registry communications to:  
 Link Market Services Limited  
 Locked Bag A14  
 Sydney South NSW 1235 Australia  
 Telephone: 1300 268 078  
 Telephone (From outside Australia): +61 1300 268 078  
 Facsimile: +61 2 9287 0303  
 ASX Code: CMW  
 Email: [cromwell@linkmarketservices.com.au](mailto:cromwell@linkmarketservices.com.au)  
 Website: [www.linkmarketservices.com.au](http://www.linkmarketservices.com.au)



013 / 000192

VISTA GRAPHICS PTY LTD  
 <VISTA GRAPHICS P/L P/F A/C>  
 5 IRVINE STREET  
 KIAMA NSW 2533

**Date:** 12 December 2018  
**SRN/HIN:** X00055157464  
**Subregister:** CHESSE Sponsored

**CMW – STAPLED SECURITY  
 TRANSACTION CONFIRMATION STATEMENT**

DATE	TRANSACTION DESCRIPTION	SECURITIES ALLOTTED
12/12/2018	Rights Issue Allotment of Stapled Securities	4,770



Securityholders should not rely on the balance shown in this statement as being a complete record of their current holding and the Issuer will not be liable for any financial loss incurred by a securityholder who relies on the balance shown without making their own adjustments for any transfers relating to market and off market transactions which have yet to be registered.

Please note your SRN/HIN recorded above. This SRN/HIN must be used in all communications with the company or registry and with your stockbroker when buying or selling these securities. This statement is an important document and should be kept in a safe place. If lost or destroyed a charge will be levied for a replacement statement. Full terms and conditions of the above securities can be obtained from the registry.

THE AUSTRALIAN TAXATION OFFICE (ATO) ADVISES YOU TO KEEP THIS STATEMENT. DISPOSAL OF SECURITIES MAY LEAD TO CAPITAL GAINS TAX. PHONE THE ATO ON 1300 720 092 IF YOU NEED THE "GUIDE TO CAPITAL GAINS TAX".



**Cromwell Property Group**  
 Cromwell Corporation Limited ABN 44 001 056 980  
 Cromwell Diversified Property Trust ARSN 102 982 598  
 (the responsible entity of which is Cromwell Property Securities Limited  
 ABN 11 079 147 809, AFSL 238 052)

All Registry communications to:  
 Link Market Services Limited  
 Locked Bag A14  
 Sydney South NSW 1235 Australia  
 Telephone: 1300 550 841  
 From outside Australia: +61 1300 550 841  
 ASX Code: CMW  
 Website: www.linkmarketservices.com.au

**NOT FOR DISTRIBUTION IN THE UNITED STATES**



VISTA GRAPHICS PTY LTD  
 <VISTA GRAPHICS P/L P/F A/C>  
 5 IRVINE STREET  
 KIAMA NSW 2533

SRN/HIN: X00055157464  
 Entitlement number: 60020  
 Number of eligible Cromwell stapled securities held  
 as at the Record Date, 7:00pm (AEDT)  
 on 30 November 2018: 31,000  
 Entitlement to New Securities  
 (on a 2 New Security for 13 basis): 4,770  
 Amount payable on full acceptance  
 at \$0.98 per New Security: \$4,674.60 ✓

**Offer Closes**  
**5.00pm (AEDT): 13 December 2018**

**ENTITLEMENT AND ACCEPTANCE FORM**

As an Eligible Retail Securityholder you are entitled to subscribe for 2 New Securities for every 13 Cromwell stapled securities that you hold on the Record Date, at an Offer Price of \$0.98 per New Security. You may also apply for Additional New Securities of up to 50% of your Entitlement at the Offer price. This is an important document and requires your immediate attention. If you do not understand it or you are in doubt as how to deal with it, you should contact your taxation advisor or other professional adviser.

**IMPORTANT:** The Offer is being made under the Retail Offer Booklet dated 30 November 2018. The Retail Offer Booklet contains information about investing in the New Securities (and Additional New Securities). Before applying for New Securities (and Additional New Securities), you should carefully read the Retail Offer Booklet. This Entitlement and Acceptance Form should be read in conjunction with the Retail Offer Booklet.

If you do not have a paper copy of the Retail Offer Booklet, you can obtain a paper copy at no charge, by calling the Cromwell Securityholder Information Line established and operated by the Registry on 1300 550 841 (within Australia) or +61 1300 550 841 (outside Australia).

**PAYMENT OPTIONS**

If you wish to take up all or part of your Entitlement (as shown above), or take up all of your Entitlement and apply for Additional New Securities, you have two payment options detailed below.

**OPTION 1: PAYING BY BPAY®**

if paying by BPAY®, refer to the instructions overleaf. **You do NOT need to return the acceptance slip below if you elect to make payment by BPAY®.** Payment must be received via BPAY® before 5.00pm (AEDT) on 10 December 2018 (for early retail applications) or otherwise on 13 December 2018. You should check the processing cut off-time for BPAY® transactions with your bank, credit union or building society to ensure your payment will be received by the Registry in time. By paying by BPAY® you will be deemed to have completed an Entitlement and Acceptance Form for the number of New Securities (and Additional New Securities, if applicable) subject of your application payment.

**OPTION 2: PAYING BY CHEQUE, BANK DRAFT OR MONEY ORDER**

If paying by cheque, bank draft or money order, complete and return the acceptance slip below with your application monies. No signature is required on the acceptance slip. The acceptance slip with your application monies must be received by the Registry before 5.00pm (AEDT) on 10 December 2018 (for early retail applications) or otherwise on 13 December 2018.

*PAID B/PAY 9/12/18 ✓*



**Billers Code:** 43208  
**Ref:** 371510000600203

**Telephone & Internet Banking – BPAY®**

Contact your bank or financial institution to make this payment from your cheque, savings, debit or transaction account. More info: www.bpay.com.au  
 © Registered to BPAY Pty Ltd ABN 69 079 137 518

See overleaf for details and further instructions on how to complete and lodge this Entitlement and Acceptance Form.

**THIS IS A PERSONALISED FORM FOR THE SOLE USE OF THE SECURITYHOLDER AND HOLDING RECORDED ABOVE.**



Please detach and enclose with payment



SRN/HIN: X00055157464  
 Entitlement Number: 60020

**A** Number of New Securities accepted (being not more than your Entitlement shown above)

[ ]

**B** Number of Additional New Securities applied for (cannot be more than 50% of your Entitlement)

[ ]

**C** Total number of New Securities accepted and Additional New Securities if applicable (add Boxes A and B)

[ ]

**D PLEASE INSERT CHEQUE, BANK DRAFT OR MONEY ORDER DETAILS** – Cheques, bank drafts or money orders must be drawn on an Australian branch of a financial institution in Australian currency, made payable to “Cromwell Property Securities Limited Application Account” and crossed “Not Negotiable”.

Drawer	Cheque Number	BSB Number	Account Number	Amount of Cheque
[ ]	[ ]	[ ]	[ ]	A\$

**E CONTACT DETAILS** – Telephone Number Telephone Number – After Hours Contact Name

[ ] [ ] [ ]

## Confirmation

### Processing

Your payment will be received within our standard [cut-off times](#).

### Change your world view

view account balances in a different currency – USD, GBP, EURO, JPY...the list goes on!

### Payment summary

BPAY® receipt number 0567630

[Learn more](#)

### Payer

From Westpac Business One Flexi 032-609 xx5909

Description Cromwell Entitlement

### Payee

To cromwell property New  
CROMWELL PROPERTY - Biller code 43208

Customer reference number 371510000600203

### Payment details

Amount \$4,674.60

Scheduled payment date 9 Dec 2018

Payment ID 520fc4f7-d75b-4868-a6de-c2213389e172

# Janus Henderson Group plc

ABN: 30 106 988 836  
Place of Incorporation: UK

## CHESS HOLDING STATEMENT

For statement enquiries contact  
your CHESS Sponsor:

**MORGANS FINANCIAL LIMITED**

LEVEL 29 RIVERSIDE CENTRE

123 EAGLE STREET

BRISBANE, QLD 4000

☎ 073334 4888



087463

04064

VISTA GRAPHICS PTY LTD

<VISTA GRAPHICS P/L P/F A/C>

5 IRVINE STREET

KIAMA NSW 2533

Holder ID Number (HIN): 0055157464

CHESS Sponsor's ID (PID): 04064

Statement Period: June 2019

Page: 1 of 1

### JHG - CHESS DEPOSITARY INTERESTS 1:1

Date	Transaction Type	Transaction ID	Ex/Cum Status	Quantity On	Quantity Off	Holding Balance
	<b>Balance Brought Forward from 13 Jun 17</b>					562
13 Jun 19	Movement of Securities due to Purchase, Sale or Transfer	0406402288581500			562	0

#### FOR YOUR INFORMATION

- ☛ To obtain full terms and conditions of an Issuer's securities contact the Issuer's Registrar or the Issuer directly.
- ☛ For information about CHESS Depository Interests (CDIs) and to obtain a free copy of the Financial Services Guide (FSG) or any supplementary FSG for CHESS Depository Nominees Pty Ltd go to [www.asx.com.au/cdis](http://www.asx.com.au/cdis) or phone 131 279.
- ☛ ASX Settlement may by law need to disclose information in CHESS Holdings to third parties.
- ☛ This statement shows the details of your beneficial interest in financial products held in the name of CHESS Depository Nominees Pty Ltd

**Refer overleaf for additional important information**

#### Share Registry Details:

COMPUTERSHARE INVESTOR SERVICES PTY LTD

GPO BOX 7045

SYDNEY NSW 1115

Ph: 1300 855 080



ASX

Issued By:

ASX Settlement Pty Limited | ABN 49 008 504 532 | PO Box H227, Australia Square, Sydney NSW 1215

# Sell Confirmation



VISTA GRAPHICS PTY LTD  
VISTA GRAPHICS P/L P/FUND  
5 IRVINE STREET  
KIAMA NSW 2533

**Morgans Financial Limited**  
Level 29, 123 Eagle Street, Brisbane  
GPO Box 202, Brisbane QLD 4001

Telephone: (02) 9998 4200  
Settlements Facsimile: (07) 3839 1029

cce@morgans.com.au  
www.morgans.com.au

Branch: Mona Vale  
Shop 3  
1 Mona Vale Road  
Mona Vale NSW 2103

Adviser: John Corrie

**Company** JANUS HENDERSON GROUP PLC (JHG)  
**Security Class** CHESS DEPOSITARY INTERESTS 1:1

		<b>Quantity</b>	<b>Price</b>	<b>Consideration</b>
<b>Account No</b>	569350	562	30.6671	17,234.91
<b>Confirmation No</b>	12375152			
<b>Confirmation Date</b>	12/06/2019			
<b>Settlement Date</b>	14/06/2019			
		<b>562</b>	<b>TOTAL</b>	<b>\$17,234.91</b>

For Morgans Best Execution Policy please refer to [www.morgans.com.au/bep](http://www.morgans.com.au/bep)

Brokerage 1.00% \$172.35  
GST Charges \$17.24

**Net Proceeds incl GST \$17,045.32**

## Notes

Completed Order

The net proceeds of this transaction will be automatically deposited into your linked bank account on 14/06/2019.

This transaction will be settled in accordance with pre-arranged settlement instructions established on this account. Should you require settlement of this transaction by alternate methods you will need to contact this office before the settlement date 14/06/2019 of this transaction.

For GST purposes this document constitutes a TAX INVOICE. The Australian Tax Office (ATO) advises you to keep this Confirmation as a permanent record of this transaction. This Confirmation is issued subject to the terms and conditions set out in the terms and conditions stated on page two.

A/c Name VISTA GRAPHICS PTY LTD

Conf. No. 12375152 A/c No. 569350

Amount \$17,045.32

**CHESSE HOLDING STATEMENT**For statement enquiries contact  
your CHESSE Sponsor:**MORGANS FINANCIAL LIMITED**

LEVEL 29 RIVERSIDE CENTRE

123 EAGLE STREET

BRISBANE, QLD 4000

☎ 073334 4888



087463

04064

VISTA GRAPHICS PTY LTD

&lt;VISTA GRAPHICS P/L P/F A/C&gt;

5 IRVINE STREET

KIAMA NSW 2533

Holder ID Number (HIN): 0055157464

CHESSE Sponsor's ID (PID): 04064

Statement Period: June 2019

Page: 1 of 1

**NHF - ORDINARY FULLY PAID**

Date	Transaction Type	Transaction ID	Ex/Cum Status	Quantity		Holding Balance
				On	Off	
	<b>Balance Brought Forward from 26 Jun 14</b>					2000
13 Jun 19	Movement of Securities due to Purchase, Sale or Transfer	0406402288535200			2000	0

**FOR YOUR INFORMATION**

- ☛ To obtain full terms and conditions of an Issuer's securities contact the Issuer's Registrar or the Issuer directly.
- ☛ For information about CHESSE Depositary Interests (CDIs) and to obtain a free copy of the Financial Services Guide (FSG) or any supplementary FSG for CHESSE Depositary Nominees Pty Ltd go to [www.asx.com.au/cdis](http://www.asx.com.au/cdis) or phone 131 279.
- ☛ ASX Settlement may by law need to disclose information in CHESSE Holdings to third parties.
- ☛ Do you have a small shareholding? Donate to Australian charities using ShareGift's brokerage-free service & receive tax deduction when over \$2. [www.sharegiftaustralia.org.au](http://www.sharegiftaustralia.org.au)

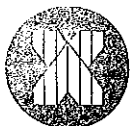
**Refer overleaf for additional important information****Share Registry Details:**

COMPUTERSHARE INVESTOR SERVICES PTY LTD

GPO BOX 7045

SYDNEY NSW 1115

Ph: 1300 855 080

**ASX**

Issued By:

ASX Settlement Pty Limited | ABN 49 008 504 532 | PO Box H227, Australia Square, Sydney NSW 1215

# Sell Confirmation



VISTA GRAPHICS PTY LTD  
VISTA GRAPHICS P/L P/FUND  
5 IRVINE STREET  
KIAMA NSW 2533

**Morgans Financial Limited**  
Level 29, 123 Eagle Street, Brisbane  
GPO Box 202, Brisbane QLD 4001

Telephone: (02) 9998 4200  
Settlements Facsimile: (07) 3839 1029

cce@morgans.com.au  
www.morgans.com.au

Branch: Mona Vale  
Shop 3  
1 Mona Vale Road  
Mona Vale NSW 2103

Adviser: John Corrie

**Company** NIB HOLDINGS LIMITED (NHF)  
**Security Class** ORDINARY FULLY PAID

		<b>Quantity</b>	<b>Price</b>	<b>Consideration</b>
<b>Account No</b>	569350	2,000	7.1000	14,200.00
<b>Confirmation No</b>	12375158			
<b>Confirmation Date</b>	12/06/2019			
<b>Settlement Date</b>	14/06/2019			
		<b>2,000</b>	<b>TOTAL</b>	<b>\$14,200.00</b>

For Morgans Best Execution Policy please refer to [www.morgans.com.au/bep](http://www.morgans.com.au/bep)

Brokerage 1.00% \$142.00  
GST Charges \$14.20

**Net Proceeds incl GST \$14,043.80**

## Notes

Completed Order

The net proceeds of this transaction will be automatically deposited into your linked bank account on 14/06/2019.

This transaction will be settled in accordance with pre-arranged settlement instructions established on this account. Should you require settlement of this transaction by alternate methods you will need to contact this office before the settlement date 14/06/2019 of this transaction.

For GST purposes this document constitutes a TAX INVOICE. The Australian Tax Office (ATO) advises you to keep this Confirmation as a permanent record of this transaction. This Confirmation is issued subject to the terms and conditions set out in the terms and conditions stated on page two.

A/c Name VISTA GRAPHICS PTY LTD

Conf. No. 12375158 A/c No. 569350

Amount \$14,043.80



**CHESS HOLDING STATEMENT**

For statement enquiries contact  
your CHESS Sponsor:

**MORGANS FINANCIAL LIMITED**

LEVEL 29 RIVERSIDE CENTRE

123 EAGLE STREET

BRISBANE, QLD 4000

☎ 073334 4888



097883

04064

VISTA GRAPHICS PTY LTD

<VISTA GRAPHICS P/L P/F A/C>

5 IRVINE STREET

KIAMA NSW 2533

Holder ID Number (HIN): 0055157464

CHESS Sponsor's ID (PID): 04064

Statement Period: December 2018

Page: 1 of 1

**WES - ORDINARY FULLY PAID**

Date	Transaction Type	Transaction ID	Ex/Cum Status	Quantity		Holding Balance
				On	Off	
	<b>Balance Brought Forward from 25 May 16</b>					1373
11 Dec 18	Movement of Securities due to Purchase, Sale or Transfer	0406402223936900		523		1896

**FOR YOUR INFORMATION**

- ☛ To obtain full terms and conditions of an Issuer's securities contact the Issuer's Registrar or the Issuer directly.
- ☛ For information about CHESS Depository Interests (CDIs) and to obtain a free copy of the Financial Services Guide (FSG) or any supplementary FSG for CHESS Depository Nominees Pty Ltd go to [www.asx.com.au/cdis](http://www.asx.com.au/cdis) or phone 131 279.
- ☛ ASX Settlement may by law need to disclose information in CHESS Holdings to third parties.
- ☛ Do you have a small shareholding? Donate to Australian charities using ShareGift's brokerage-free service & receive tax deduction when over \$2. [www.sharegiftaustralia.org.au](http://www.sharegiftaustralia.org.au)

**Refer overleaf for additional important information**

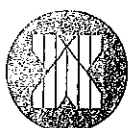
**Share Registry Details:**

COMPUTERSHARE INVESTOR SERVICES PTY LTD

GPO BOX D182

PERTH WA 6840

Ph: 1300 557 010



**ASX**

Issued By:

ASX Settlement Pty Limited | ABN 49 008 504 532 | PO Box H227, Australia Square, Sydney NSW 1215

# Buy Confirmation

VISTA GRAPHICS PTY LTD  
 VISTA GRAPHICS P/L P/FUND  
 5 IRVINE STREET  
 KIAMA NSW 2533

**Morgans Financial Limited**  
 Level 29, 123 Eagle Street, Brisbane  
 GPO Box 202, Brisbane QLD 4001

Telephone: (02) 9998 4200  
 Settlements Facsimile: (07) 3839 1029

cce@morgans.com.au  
 www.morgans.com.au

Branch: Mona Vale  
 Shop 3  
 1 Mona Vale Road  
 Mona Vale NSW 2103

Adviser: John Corrie

**Company** WESFARMERS LIMITED (WES)  
**Security Class** ORDINARY FULLY PAID

		Quantity	Price	Consideration
<b>Account No.</b>	569350	523	32.1092	16,793.11
<b>Confirmation No.</b>	12061978			
<b>Confirmation Date</b>	07/12/2018			
<b>Settlement Date</b>	11/12/2018			
		<b>523</b>	<b>TOTAL</b>	<b>\$16,793.11</b>

For Morgans Best Execution Policy please refer to [www.morgans.com.au/bep](http://www.morgans.com.au/bep)

Brokerage(1.00%) \$167.93  
 GST Charges \$16.79

**Payment Due incl GST \$16,977.83**

**Notes** Completed Order

**Recorded registration details**  
 VISTA GRAPHICS PTY LTD  
 VISTA GRAPHICS P/L P/F A/C

5 IRVINE STREET  
 KIAMA NSW  
 2533

Payment will be automatically drawn from your linked bank account. It is your responsibility to ensure there are sufficient cleared funds available.

Direct debits will be processed the business day prior to the settlement date.

This transaction will be settled in accordance with pre-arranged settlement instructions established on this account. Should you require settlement of this transaction by alternate methods you will need to contact this office before the settlement date of this transaction.

For GST purposes this document constitutes a TAX INVOICE. The Australian Tax Office (ATO) advises you to keep this Confirmation as a permanent record of this transaction. This Confirmation is issued subject to the terms and conditions set out in the terms and conditions stated on page two.

**A/c Name VISTA GRAPHICS PTY LTD**

**Conf No. 12061978 A/c No. 569350**

**Amount \$16,977.83**



Coles Group Limited  
 ABN: 11 004 089 936  
 Place of Incorporation: VIC



110721 04064  
 VISTA GRAPHICS PTY LTD  
 <VISTA GRAPHICS P/L P/F A/C>  
 5 IRVINE STREET  
 KIAMA NSW 2533

**CHESS HOLDING STATEMENT**

For statement enquiries contact  
 your CHESS Sponsor:

**MORGANS FINANCIAL LIMITED**

LEVEL 29 RIVERSIDE CENTRE  
 123 EAGLE STREET  
 BRISBANE, QLD 4000

☎ 073334 4888

Holder ID Number (HIN): 0055157464

CHESS Sponsor's ID (PID): 04064

Statement Period: November 2018

Page: 1 of 1

**COL - ORDINARY FULLY PAID**

date	Transaction Type	Transaction ID	Ex/Cum Status	Quantity On	Quantity Off	Holding Balance
28 Nov 18	Adjustment due to a Scheme of Arrangement	6358700018285700		1373		1373

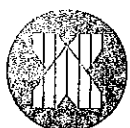
**FOR YOUR INFORMATION**

- ☛ To obtain full terms and conditions of an Issuer's securities contact the Issuer's Registrar or the Issuer directly.
- ☛ For information about CHESS Depository Interests (CDIs) and to obtain a free copy of the Financial Services Guide (FSG) or any supplementary FSG for CHESS Depository Nominees Pty Ltd go to [www.asx.com.au/cdis](http://www.asx.com.au/cdis) or phone 131 279.
- ☛ ASX Settlement may by law need to disclose information in CHESS Holdings to third parties.
- ☛ Do you have a small shareholding? Donate to Australian charities using ShareGift's brokerage-free service & receive tax deduction when over \$2. [www.sharegiftaustralia.org.au](http://www.sharegiftaustralia.org.au)

**Refer overleaf for additional important information**

**Share Registry Details:**

COMPUTERSHARE INVESTOR SERVICES PTY LTD  
 GPO BOX 2975  
 MELBOURNE VIC 3001  
 Within Australia: 1300 171 785  
 Outside Australia: 613 94154078



**ASX**

Issued By:

ASX Settlement Pty Limited | ABN 49 008 504 532 | PO Box H227, Australia Square, Sydney NSW 1215



## Demerger of Coles Group Limited

### Tax information guide for Australian resident Wesfarmers shareholders

Wesfarmers Limited (**Wesfarmers**) completed the demerger of Coles Group Limited (**Coles**) on 28 November 2018.

A general guide to the Australian tax implications of the demerger is contained within Section 5 of the scheme booklet. The scheme booklet was previously sent to shareholders and is available on the Wesfarmers website at [www.wesfarmers.com.au](http://www.wesfarmers.com.au). As indicated in the scheme booklet, it is recommended that all Wesfarmers shareholders consult with a professional tax advisor regarding the taxation implications of participating in the demerger given the particular circumstances that apply to them.

The purpose of this tax information guide is to set out how an Australian resident shareholder of Wesfarmers (**Wesfarmers shareholders**) should allocate the capital gains tax (**CGT**) cost base of their Wesfarmers shares between their Wesfarmers and Coles shares.

The tax implications of the demerger may vary for Wesfarmers employee shareholders who hold their Wesfarmers shares within a Wesfarmers employee share plan trust. Wesfarmers will be providing separate guidance to employees in due course.

As part of the demerger, Wesfarmers applied to the Australian Commissioner of Taxation (**Commissioner**) for a class ruling confirming certain income tax implications of the demerger for certain Wesfarmers shareholders. The Commissioner issued Class Ruling CR 2018/59 (**Class Ruling**), in accordance with the application made by Wesfarmers. A copy of the Class Ruling is available on the Wesfarmers website at [www.wesfarmers.com.au](http://www.wesfarmers.com.au).

### CGT cost base allocation calculation

#### *Wesfarmers shareholders who hold post-CGT shares*

Wesfarmers shareholders who acquired their Wesfarmers shares on or after 20 September 1985 (**Post-CGT shares**) will be required to apportion the total of the cost bases of their Wesfarmers Post-CGT shares held just before the demerger between:

- the Wesfarmers shares held by the shareholder just after the demerger; and
- the Coles shares distributed to that shareholder.

The apportionment must be done on a reasonable basis having regard to the market values of the Wesfarmers shares and the Coles shares just after the demerger and must be undertaken irrespective of whether a Wesfarmers shareholder chooses to apply demerger tax relief.

In the Class Ruling, the Commissioner confirmed that the cost base apportionment should be based on the volume weighted average prices (**VWAP**) of the Wesfarmers shares and the Coles shares, as traded on the Australian Securities Exchange on a deferred settlement basis over the first five trading days i.e. 21 November 2018 to 27 November 2018 inclusive.

In paragraph 68 of the Class Ruling, the Commissioner accepted the VWAP of the Wesfarmers and Coles shares to be as follows:

	VWAP \$	Relative Market Value (%)
Coles ordinary shares	\$12.8459	28.91%
Wesfarmers ordinary shares	\$31.5848	71.09%
<b>TOTAL</b>	<b>\$44.4307</b>	<b>100.00%</b>

$$\begin{aligned} & 1,373 = \$52,908.90 \\ & \text{WES} = 37,666.30 \\ & \text{COLES} = 15,317.67 \end{aligned}$$

The cost base of a Wesfarmers shareholder's Wesfarmers Post-CGT shares just before the demerger should therefore be allocated:

- 71.09% to their Wesfarmers Post-CGT shares; and
- 28.91% to their corresponding Coles shares.

Wesfarmers shareholders that apportion the cost base of their shares on this basis should adopt the methodology consistent with the approach accepted by the Commissioner.

For the purposes of applying the CGT discount on a subsequent disposal of Coles shares, the Coles shares received will be taken to have been acquired on the same date as the original Wesfarmers shares.

**Example:**

Under the Wesfarmers demerger of Coles, Wesfarmers shareholders received one Coles share for every Wesfarmers share they were registered as holding at 4pm Perth time on 22 November 2018 (**the Record Date**).

Jo held 200 Wesfarmers shares (all Post-CGT shares) on the Record Date. Jo worked out that the aggregated cost base of her Wesfarmers Post-CGT shares immediately before the demerger was \$9,000 or \$45 per share (\$9,000 / 200 shares).

The adjusted cost base of Jo's 200 Wesfarmers shares after the demerger would be \$6,398.10 (71.09% of \$9,000) or \$31.99 per share (\$6,398.10 / 200 shares) and the cost base of Jo's 200 Coles shares would be \$2,601.90 (28.91% of \$9,000) or \$13.01 per share (\$2,601.90 / 200 shares).

The adjusted cost bases will be relevant for determining the capital gain or capital loss arising from a future disposal of Jo's Wesfarmers and Coles shares.

*Wesfarmers shareholders who hold pre-CGT shares*

Wesfarmers shareholders who acquired their Wesfarmers shares before 20 September 1985 (**Pre-CGT shares**) and choose demerger tax relief, can also treat their Coles shares acquired as Pre-CGT shares. It is not necessary to undertake a cost base allocation calculation for Pre-CGT shares.

If a Wesfarmers shareholder does not choose demerger tax relief, none of the Coles shares acquired under the demerger will be treated as Pre-CGT shares. The Coles shares will be Post-CGT shares and will have an acquisition date of 28 November 2018 (being the demerger implementation date). The cost base in each Coles share received will equal the market value of the Coles shares on the demerger implementation date. A reasonable estimation of the market value of each Coles share on the demerger implementation date is the 5 day VWAP of \$12.8459.

Wesfarmers shareholders who have any further questions regarding the tax implications of the demerger should consult their professional tax advisor. For all other queries, please contact the Wesfarmers Shareholder Information Line on 1300 558 062 (within Australia) or +61 3 9415 4631 (international) on weekdays between 8:30am and 8:00pm (AEDT).



Coles Group Limited  
 ABN: 11 004 089 936  
 Place of Incorporation: VIC

**CHESS HOLDING STATEMENT**

For statement enquiries contact  
 your CHESS Sponsor:

**MORGANS FINANCIAL LIMITED**

LEVEL 29 RIVERSIDE CENTRE  
 123 EAGLE STREET  
 BRISBANE, QLD 4000

☎ 073334 4888



097883 04064  
 VISTA GRAPHICS PTY LTD  
 <VISTA GRAPHICS P/L P/F A/C>  
 5 IRVINE STREET  
 KIAMA NSW 2533

Holder ID Number (HIN):	0055157464
CHESS Sponsor's ID (PID):	04064
Statement Period:	December 2018
Page:	1 of 1

**COL - ORDINARY FULLY PAID**

Date	Transaction Type	Transaction ID	Ex/Cum Status	Quantity		Holding Balance
				On	Off	
	<b>Balance Brought Forward from 28 Nov 18</b>					1373
10 Dec 18	Movement of Securities due to Purchase, Sale or Transfer	0406402223346600			1373	0

**FOR YOUR INFORMATION**

- ☛ To obtain full terms and conditions of an Issuer's securities contact the Issuer's Registrar or the Issuer directly.
- ☛ For information about CHESS Depository Interests (CDIs) and to obtain a free copy of the Financial Services Guide (FSG) or any supplementary FSG for CHESS Depository Nominees Pty Ltd go to [www.asx.com.au/cdis](http://www.asx.com.au/cdis) or phone 131 279.
- ☛ ASX Settlement may by law need to disclose information in CHESS Holdings to third parties.
- ☛ Do you have a small shareholding? Donate to Australian charities using ShareGift's brokerage-free service & receive tax deduction when over \$2. [www.sharegiftaustralia.org.au](http://www.sharegiftaustralia.org.au)

**Refer overleaf for additional important information**

**Share Registry Details:**

COMPUTERSHARE INVESTOR SERVICES PTY LTD  
 GPO BOX 2975  
 MELBOURNE VIC 3001  
 Within Australia: 1300 171 785  
 Outside Australia: 613 94154078



Issued By:  
 ASX Settlement Pty Limited | ABN 49 008 504 532 | PO Box H227, Australia Square, Sydney NSW 1215

## Sell Confirmation

VISTA GRAPHICS PTY LTD  
 VISTA GRAPHICS P/L P/FUND  
 5 IRVINE STREET  
 KIAMA NSW 2533

**Morgans Financial Limited**  
 Level 29, 123 Eagle Street, Brisbane  
 GPO Box 202, Brisbane QLD 4001

Telephone: (02) 9998 4200  
 Settlements Facsimile: (07) 3839 1029

cce@morgans.com.au  
 www.morgans.com.au

Branch: Mona Vale  
 Shop 3  
 1 Mona Vale Road  
 Mona Vale NSW 2103

Adviser: John Corrie

**Company** COLES GROUP LIMITED. (COL)  
**Security Class** ORDINARY FULLY PAID

		Quantity	Price	Consideration
<b>Account No</b>	569350	1,373	12.5600	17,244.88
<b>Confirmation No</b>	12061959			
<b>Confirmation Date</b>	07/12/2018			
<b>Settlement Date</b>	11/12/2018			
		<b>1,373</b>	<b>TOTAL</b>	<b>\$17,244.88</b>

For Morgans Best Execution Policy please refer to [www.morgans.com.au/bep](http://www.morgans.com.au/bep)

Brokerage 1.00% \$172.45  
 GST Charges \$17.25

**Net Proceeds incl GST \$17,055.18**

**Notes**

Completed Order

The net proceeds of this transaction will be automatically deposited into your linked bank account on 11/12/2018.

This transaction will be settled in accordance with pre-arranged settlement instructions established on this account. Should you require settlement of this transaction by alternate methods you will need to contact this office before the settlement date 11/12/2018 of this transaction.

For GST purposes this document constitutes a TAX INVOICE. The Australian Tax Office (ATO) advises you to keep this Confirmation as a permanent record of this transaction. This Confirmation is issued subject to the terms and conditions set out in the terms and conditions stated on page two.

A/c Name VISTA GRAPHICS PTY LTD

Conf. No. 12061959 A/c No. 569350

Amount \$17,055.18

## CHES HOLDING STATEMENT

For statement enquiries contact  
your CHES Sponsor:

**MORGANS FINANCIAL LIMITED**

LEVEL 29 RIVERSIDE CENTRE  
123 EAGLE STREET  
BRISBANE, QLD 4000

☎ 073334 4888



087463 04064  
VISTA GRAPHICS PTY LTD  
<VISTA GRAPHICS P/L P/F A/C>  
5 IRVINE STREET  
KIAMA NSW 2533

Holder ID Number (HIN): 0055157464

CHES Sponsor's ID (PID): 04064

Statement Period: June 2019

Page: 1 of 1

### AGLHA - HYBRID 3-BBSW + 3.80% 08-06-39 SUB STEP T-06-19

Date	Transaction Type	Transaction ID	Ex/Cum Status	Quantity		Holding Balance
				On	Off	
	<b>Balance Brought Forward from 24 Nov 14</b>					197
11 Jun 19	Adjustment due to Redemption/Maturity of Convertible Notes	6075104629008000			197	0

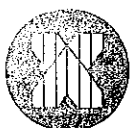
#### FOR YOUR INFORMATION

- ☛ To obtain full terms and conditions of an Issuer's securities contact the Issuer's Registrar or the Issuer directly.
- ☛ For information about CHES Depository Interests (CDIs) and to obtain a free copy of the Financial Services Guide (FSG) or any supplementary FSG for CHES Depository Nominees Pty Ltd go to [www.asx.com.au/cdis](http://www.asx.com.au/cdis) or phone 131 279.
- ☛ ASX Settlement may by law need to disclose information in CHES Holdings to third parties.
- ☛ Do you have a small shareholding? Donate to Australian charities using ShareGift's brokerage-free service & receive tax deduction when over \$2. [www.sharegiftaustralia.org.au](http://www.sharegiftaustralia.org.au)

**Refer overleaf for additional important information**

#### Share Registry Details:

LINK MARKET SERVICES LIMITED  
LOCKED BAG A14,  
SYDNEY SOUTH NSW 1235  
Ph: 02 82807111



ASX

Issued By:

ASX Settlement Pty Limited | ABN 49 008 504 532 | PO Box H227, Australia Square, Sydney NSW 1215



# Payment Advice



**AGL ENERGY LIMITED**  
ABN: 74 115 061 375

VISTA GRAPHICS PTY LTD <VISTA GRAPHICS P/L P/F A/C>  
5 IRVINE STREET  
KIAMA NSW  
2533

All Registry communications to:  
C/- Link Market Services Limited  
Locked Bag A14, Sydney South, NSW, 1235  
Telephone: 1800 824 513  
ASX Code: **AGLHA**  
Email: [registrars@linkmarketservices.com.au](mailto:registrars@linkmarketservices.com.au)  
Website: [www.linkmarketservices.com.au](http://www.linkmarketservices.com.au)

## CAPITAL REPAYMENT STATEMENT

Reference No.: X\*\*\*\*\*7464  
Payment Date: 11 June 2019  
Record Date: 31 May 2019

Security Description	Rate per Security	Participating Holding	Capital Amount
AGLHA - SUBORDINATED NOTES	\$100.00	197	\$19,700.00
		Less Withholding Tax	\$0.00
		<b>Net Amount</b>	AUD 19,700.00
		Represented By:	
		Direct Credit amount	AUD 19,700.00

### BANKING INSTRUCTIONS

The amount of AUD 19,700.00 was deposited to the bank account detailed below:

WESTPAC BANK

VISTA GRAPHICS PTY LTD PROVIDENT  
BSB: 032-689 ACC: \*\*5909

DIRECT CREDIT REFERENCE NO.: 1229944728

VISTA GRAPHICS PROVIDENT FUND  
 INCOME TAX EXPENSE CALCULATION WORKSHEET  
 FOR THE PERIOD ENDED 30 JUNE 2019

DESCRIPTION	INCOME TAX EXPENSE	PROVISION FOR TAX	FUTURE INCOME TAX BENEFIT		PROVISION FOR DEFERRED TAX	
			OPENING BALANCE	MOVEMENT	CLOSING BALANCE	MOVEMENT
ACCRUED BENEFITS						
FROM OPERATIONS	140,249.00	-140,249.00				
<b>PERMANENT DIFFERENCES</b>						
PENALTIES & FINES	0.00	0.00				
IMPUTATION CREDITS	22,446.00	-22,446.00				
FOREIGN TAX CREDITS	0.00	0.00				
WITHHOLDING TAX	0.00	0.00				
NON ASSESSABLE PORTION OF TRUST DISTRIBUTIONS	0.00	0.00				
NON ASSESSABLE TRUST CAPITAL GAINS	-92.00	92.00				
NON ASSESSABLE PORTION OF REALISED CAPITAL GAINS	3,319.00	-3,319.00				
NON ASSESSABLE PORTION OF UNREALISED CAPITAL GAINS	0.00	0.00				
MEMBER CONTRIBUTIONS	0.00	0.00				
1/3 DISCOUNT ON UNREALISED CAPITAL GAINS	-26,981.00	26,981.00				
<b>TIMING DIFFERENCES</b>						
TAX DEFERRED TRUST DIST		5,530.00				
UNREALISED CAPITAL GAINS		75,413.00				
PRIOR YEAR BALANCE NOT BOUGHT TO ACCOUNTS						
CAPITAL LOSSES						0.00
OPENING BALANCE						
CLOSING BALANCE						
less PERMANENT DIFFERENCE						
DISC ON UNREALISED CAP GAINS		-26,981.00			0.00	0.00
DISC ON OPENING BALANCE		0.00				0.00
<b>TOTAL ASSESSABLE INCOME</b>	<b>138,940.99</b>	<b>-84,979.00</b>	<b>0.00</b>	<b>0.00</b>	<b>-161,909.01</b>	<b>-215,871.01</b>
<b>TAX PAYABLE AT 15%</b>	<b>20,841.15</b>	<b>-12,746.85</b>	<b>0.00</b>	<b>0.00</b>	<b>-24,286.35</b>	<b>-32,380.65</b>
IMPUTATION CREDITS	-22,446.69	22,445.69				
FOREIGN TAX CREDITS	-0.13	0.13				
TFN TAX	0.00	0.00				
<b>TOTAL TAX PAYABLE</b>	<b>-1,604.67</b>	<b>9,698.97</b>	<b>0.00</b>	<b>0.00</b>	<b>-24,286.35</b>	<b>-32,380.65</b>

MANAGED FUND TAX ADJUSTMENTS	IMPUTATION CREDITS	FOREIGN TAX CREDITS	TAX FREE INCOME	TAX DEF INCOME	DISCOUNT CAP GAINS	TFN TAX
B/FWD CREDITS						
APN PROPERTY FOR INCOME FUND	37.54	0.12	0.00	1,546.17	0.00	0.00
COLONIAL PROPERTY SECURITIES	0.00	0.00	0.00	0.00	0.00	0.00
SYDNEY AIRPORT	0.00	0.00	0.00	0.00	0.00	0.00
STOCKLAND TRUST	0.00	0.00	0.00	149.73	91.70	0.00
AUSTRALIAN PIPELINE TRUST	0.00	0.00	0.00	2,032.52	0.00	0.00
CROMWELL PROPERTY GROUP	0.53	0.01	0.00	1,801.98	0.00	0.00
DIRECT EQUITIES	22,407.62	0.00	0.00	0.00	0.00	0.00
TOTALS	22,445.69	0.13	0.00	5,530.40	91.70	0.00
C/FWD CREDITS						

DEFERRED TAX LIABILITY PROOF

ASSETS - MARKET VALUE @ 30/06/2019

DIRECT EQUITIES	1,022,485.00
MANAGED FUNDS	36,553.51
TOTAL ASSETS - MARKET VALUE	1,059,038.51

ASSETS - COST

DIRECT EQUITIES	706,244.01
MANAGED FUNDS	43,000.00
TOTAL ASSETS - COST	749,244.01

NET INCREMENT TO 30/06/2019

309,794.50

TAX DEFERRED INCOME C/FWD

TOTAL

	YEAR 2003-2014	YEAR 2015	YEAR 2016	YEAR 2017	YEAR 2018	YEAR 2019	REDEEMED	TOTAL
APN PROPERTY FOR INCOME FUND	3,800.44	0.00	0.00	716.31	920.92	1,546.17	0.00	6,993.84
COLONIAL PROPERTY SECURITIES	5,471.02	253.67	15.09	147.19	-5,886.97	0.00	0.00	-0.00
SYDNEY AIRPORT	0.00	0.00	0.00	0.00	2.55	0.00	0.00	2.55
STOCKLAND TRUST	0.00	0.00	73.44	175.50	88.02	149.73	0.00	486.69
AUSTRALIAN PIPELINE TRUST	2,904.71	9.54	11.36	645.15	2,292.58	2,032.52	0.00	7,895.86
CROMWELL PROPERTY GROUP	0.00	0.00	0.00	0.00	1,578.78	1,801.98	0.00	3,380.76
DIRECT EQUITIES	0.00	0.00	0.00	0.00	0.00	0.00	0.00	0.00
TOTALS	12,176.17	263.21	99.89	1,684.15	-1,004.12	5,530.40	0.00	18,749.70

6,993.84

-0.00

2.55

486.69

7,895.86

3,380.76

0.00

0.00

18,749.70

328,544.20

-6,793.00

321,751.20

-107,250.40

214,500.80

32,175.12

-205.53

TOTAL UNREALISED INCOME

REALISED LOSSES UTILISED

TOTAL DEFERRED INCOME

CGT CONCESSION APPLIED - 1/3

TOTAL UNREALISED TAXABLE INCOME

TAX RATE APPLIED - 15%

DIFFERENCE



Tax Agent Portal

User ID PCUGWN4

03 Sep 2019 06:30:12 (EST)

<b>Current client</b> VISTA GRAPHICS PTY LTD PROVIDENT FUND	<b>TFN</b> 95749367	<b>ABN</b> 71084391754
<b>Represented by</b> STIRLING WARTON TAYLOR PTY LIMITED		
<b>Account name</b> VISTA GRAPHICS PTY LTD PROVIDENT FUND	<b>Number</b> 95749367/00551	<b>Description</b> Income Tax Account

## Itemised account - by Tax Office processed date

Transactions processed by the Tax Office during the period:

From 1 July 2018 To 3 September 2019

Process Date	Effective date	Description	Debit (\$)	Credit (\$)	Balance (\$)
01 Jul 2018		OPENING BALANCE			\$0.00
21 Jun 2019	11 Jun 2019	Tax return Self Man Superfund - Income Tax for the period from 01 Jul 17 to 30 Jun 18		\$5,690.56	\$5,690.56 CR
21 Jun 2019	21 Jun 2019	Interest on overpayment for Income Tax for the period from 01 Jul 17 to 30 Jun 18		\$5.12	\$5,695.68 CR
21 Jun 2019	26 Jun 2019	EFT refund for Income Tax for the period from 01 Jul 17 to 30 Jun 18	\$5,695.68		\$0.00
03 Sep 2019		CLOSING BALANCE			\$0.00



User ID PCUGWN4

03 Sep 2019 06:30:51 (EST)

<b>Current client</b> VISTA GRAPHICS PTY LTD PROVIDENT FUND	<b>TFN</b> 95749367	<b>ABN</b> 71084391754
--	------------------------	---------------------------

**Represented by**  
STIRLING WARTON TAYLOR PTY LIMITED

<b>Account name</b> VISTA GRAPHICS PTY LTD PROVIDENT FUND	<b>Number</b> 71084391754	<b>Description</b> Integrated Client Account
--	------------------------------	---

### Itemised account - by Tax Office processed date

- ERROR: No transactions have been processed on this account for this period.

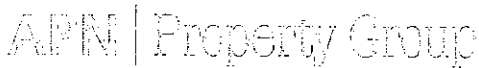
<b>Opening balance</b>	\$0.00
<b>Closing balance</b>	\$0.00
<b>Estimated general interest charge</b>	\$0.00

**Total payable if paid on** 3 September 2019 **\$0.00**

#### Transactions processed by the Tax Office during the period:

From 1 July 2018 to 3 September 2019

From date	To date	Transaction description	Debit	Credit	Balance
01 Jul 2018		Opening balance			\$0.00
		*** No transactions found ***			
03 Sep 2019		Closing balance			\$0.00



24 July 2019

Vista Graphics Pty Ltd  
 ATF Provident Fund  
 5 Irvine Street  
 KIAMA NSW 2533

Correspondence to:  
 PO Box 18011  
 Melbourne Collins Street East  
 Victoria 8003

**Attribution Managed Investment Trust Member Annual Statement for the year ended 30 June 2019**

APN Property for Income Fund | (ARSN 090 467 208)

Investor number: 10021475

**Part A: Your details**

Australian tax file number (TFN)	Provided
Country of tax residency	Australia

**Part B: Summary of 2019 tax return (supplementary section) items**

Tax return for individuals (supplementary section)	Tax return	Total amount (\$)
Share of net income from trusts, including unfranked dividends less net capital gains, foreign income and franked distributions	13U	92.77
Franked distributions from trusts	13C	125.15
Share of franking credit from franked dividends	13Q	37.54
Share of credit for tax file number amounts withheld from unit trust distributions	13R	--
Net capital gain	18A	--
Total current year capital gains (grossed up amount)	18H	--
Assessable foreign source income	20E	94.47
Other net foreign source income	20M	94.47
Foreign income tax offsets	20O	0.12

**Part C AMMA: Components of an Attribution**

**Table 1: Australian income**

		Attribution (\$)	Tax Paid (\$)
Interest		45.38	
Dividends – unfranked amount		10.73	
Other taxable Australian income		36.67	
<b>Total Non-primary production income</b>	13U	<b>92.77</b>	
<b>Dividends: Franked amount (grossed up) (Franked distributions)</b>	13C / 13Q	<b>125.15</b>	<b>37.54</b>

**Table 2: Capital gains**

		Attribution (\$)
Capital gains discount - Taxable Australian property		--
Capital gains discount - Non-Taxable Australian property		--
Capital gains other - Taxable Australian property		--
Capital gains other - Non-Taxable Australian property		--
<b>Net capital gain</b>	18A	<b>--</b>
AMIT CGT gross up amount		--
<b>Total capital gains</b>	18H	<b>--</b>

**Table 3: Foreign income**

		Attribution (\$)	Tax offset (\$)
Other net foreign source income	20M / 20O	94.47	0.12
<b>Assessable foreign source income</b>	20E	<b>94.47</b>	
<b>Total foreign income (C)</b>		<b>94.47</b>	<b>0.12</b>

**Table 4: Other non-attributable amounts (includes tax-deferred)**

	Amount (\$)
Other non-attributable amounts (includes tax-deferred)*	1,546.17

**Table 5: Cash distribution details**

		Amount (\$)
Gross cash distribution		1,858.56
TFN amounts withheld	13R	--
<b>Net cash distribution</b>		<b>1,858.56</b>

**Table 6: Cost base details**

	Amount (\$)
AMIT cost base net amount - excess* (reduction in cost base)	(1,583.83)
AMIT cost base net amount - shortfall* (increase in cost base)	--

Please retain this statement for income tax purposes. A guide to your 2019 return information is enclosed for your information. Totals and balances may not add due to rounding.

\* Tax-free amounts and tax-deferred amounts (including returns of capital) are included in Other non-attributable amounts and reflected in the calculation for AMIT cost base net amount – excess or shortfall shown in Table 6.

144673/A/000782 \*S000782\*

# APN | Property Group

10 July 2019

Vista Graphics Pty Ltd  
 ATF Provident Fund  
 5 Irvine Street  
 KIAMA NSW 2533

## Distribution Statement

APN Property for Income Fund | Investor number 10021475  
 ARSN 090 467 208

### Summary of distributions received for the period 1 April 2019 to 30 June 2019

Accrued Date	Date Paid	Unit Holding	Cents Per Unit	Gross Distribution Amount (\$)	Tax Withheld Amount (\$)	Net Distribution Amount (\$)
30 Apr 19	10 May 19	14,869.43	1.0416	154.88	0.00	154.88
31 May 19	11 Jun 19	14,869.43	1.0416	154.88	0.00	154.88
30 Jun 19	10 Jul 19	14,869.43	1.0416	154.88	0.00	154.88
<b>Total for period</b>			<b>3.1248</b>	<b>464.64</b>	<b>0.00</b>	<b>464.64</b>
<b>Financial Year to Date</b>			<b>12.4992</b>	<b>1,858.56</b>	<b>0.00</b>	<b>1,858.56</b>

\*Please note: For distributions that have been reinvested, new units will be allotted on the payment day. You can view our distribution timetable by visiting our website at [www.apngroup.com.au](http://www.apngroup.com.au)

Our distribution payment records indicate that you have chosen to have your distribution paid into your nominated bank account by electronic transfer.

### Details of investment for the period 1 April 2019 to 10 July 2019 | 10021475

Transaction Date	Transaction Type	Gross Amount (\$)	Deductions* (\$)	Cash Amount (\$)	Reinvestment Amount (\$)	Unit Price (\$)	Number of Units	Unit Balance	Redemption Price (\$)	Investment Value (\$)
01 Apr 19	Unit Holding							14,869.43	2.4324	36,168.40
10 Apr 19	Distribution	154.88	-	154.88	-	-	-	14,869.43	2.3962	35,630.12
10 May 19	Distribution	154.88	-	154.88	-	-	-	14,869.43	2.3675	35,203.37
11 Jun 19	Distribution	154.88	-	154.88	-	-	-	14,869.43	2.4914	37,045.69
30 Jun 19	Unit Holding							14,869.43	2.4583	36,553.51
10 Jul 19	Distribution	154.88	-	154.88	-	-	-	14,869.43	2.5616	38,089.53

\* Deductions include tax withheld or brokerage amounts deducted from the Gross Amount.

144611/A/000746 \*S000746\*





# Stockland

Stockland Corporation Limited  
 ABN 43 000 181 733  
 Stockland Trust Management Limited  
 ABN 86 001 900 741  
 AFSL 241190  
 As Responsible Entity for Stockland Trust  
 ARSN 092 897 348

005204 000 SGP  
 VISTA GRAPHICS PTY LTD  
 <VISTA GRAPHICS P/L P/F A/C>  
 5 IRVINE STREET  
 KIAMA NSW 2533

## Update your Information

**Online:**  
[www.computershare.com.au/easyupdate/sgp](http://www.computershare.com.au/easyupdate/sgp)

**By Mail:**  
 Computershare Investor Services Pty Limited  
 GPO Box 7045 Sydney  
 New South Wales 2001 Australia

**Enquiries:**  
 (within Australia) 1800 804 985  
 (outside Australia) +61 3 9415 4058

**Holder Identification Number (HIN)**

**HIN WITHHELD**

## Attribution Managed Investment Trust Member Annual Statement for the year ended 30 June 2019

COMPONENT SUMMARY FY 19	Amount
Non-primary production Income	\$448.57
Discounted capital gains	\$45.85
Other capital gains distribution	\$45.85
Other non-attributable amounts	\$149.73
<b>Gross cash distribution</b>	<b>\$690.00</b>

The following tax return items are valid for Australian resident individual unitholders only.

PART A – SUMMARY OF 2019 TAX RETURN (SUPPLEMENTARY SECTION) ITEMS		
Item	Tax Return Label	Tax Attribution Amount
Share of net income from trusts, less net capital gains, foreign income and franked distributions	13U	\$448.57
Franked distributions from trusts	13C	\$0.00
Share of franking credits from franked dividends	13Q	\$0.00
Share of credit for TFN amounts withheld	13R	\$0.00
Share of credit for foreign resident withholding amounts	13A	\$0.00
Share of credit for tax paid by trustee	13S	\$0.00
Net capital gain	18A	\$45.85
Total current year capital gains	18H	\$91.70
Assessable foreign source income	20E	\$0.00
Australian franking credits from a New Zealand company	20F	\$0.00
Other net foreign source income	20M	\$0.00
Foreign income tax offset	20O	\$0.00

PART B – COMPONENTS OF DISTRIBUTION			
Item	Cash Distribution	Tax paid/Offsets	Tax Attribution
<b>Australian income</b>			
Unfranked distributions	\$0.00		\$0.00
Interest	\$147.35		\$147.35
Other income	\$301.22		\$301.22
<b>Non primary production income</b>	<b>\$448.57</b>	<b>\$0.00</b>	<b>\$448.57</b>
Franked distributions	\$0.00	\$0.00	\$0.00
<b>Capital gains</b>			
Discounted capital gains TAP	\$45.85		\$45.85
Discounted capital gains NTAP	\$0.00		\$0.00
Capital gains – indexation TAP	\$0.00		\$0.00
Capital gains – indexation NTAP	\$0.00		\$0.00
Capital gains – other method TAP	\$0.00		\$0.00
Capital gains – other method NTAP	\$0.00		\$0.00
<b>Net capital gain</b>	<b>\$45.85</b>		<b>\$45.85</b>
AMIT CGT gross up amount			\$45.85
Other capital gains distribution	\$45.85		
<b>Total current year capital gains</b>	<b>\$91.70</b>		<b>\$91.70</b>
<b>Foreign income</b>			
Assessable foreign source income	\$0.00	\$0.00	\$0.00
<b>Other non-assessable amounts</b>			
Non assessable non-exempt amount	\$0.00		\$0.00
Net exempt income	\$0.00		
Other non-attributable amounts	\$149.73		
<b>Gross Amount</b>	<b>\$690.00</b>	<b>\$0.00</b>	<b>\$540.27</b>
AMIT cost base net amount - excess (Reduce cost base)			\$149.73
AMIT cost base net amount - shortfall (Increase cost base)			\$0.00
Less TFN amounts withheld	\$0.00		
Less non-resident withholding tax	\$0.00		
Fund payment withholding tax	\$0.00		
<b>Net Cash Distribution</b>	<b>\$690.00</b>		

PLEASE RETAIN THIS STATEMENT FOR INCOME TAX PURPOSES

252197\_BC/095204/010448/1



Locked Bag A14  
Sydney South NSW 1235 Australia  
Telephone: +61 1300 550 841

Cromwell Property Group  
Cromwell Corporation Limited ABN 44 001 056 980  
Cromwell Diversified Property Trust ARSN 102 982 598  
(the responsible entity of which is Cromwell Property Securities Limited  
ABN 11 079 147 809, AFSL 238 052)



013 001009

VISTA GRAPHICS PTY LTD  
<VISTA GRAPHICS P/L P/F A/C>  
5 IRVINE STREET  
KIAMA NSW 2533

Statement Date: 23 August 2019  
Reference Number: X\*\*\*\*\*7464

### Cromwell Property Group Attribution Managed Investment Trust Member Annual Statement For The Year Ended 30 June 2019

This Attribution Managed Investment Trust Member Annual Statement ("AMMA Statement") had been prepared to assist you with the completion of your Australian income tax return for the year ended 30 June 2019. This AMMA Statement should be read in conjunction with the Cromwell Property Group AMMA Statement Guide.

When you invest in Cromwell Property Group you acquire Cromwell Property Group stapled securities (ASX code: CMW). Each stapled security consists of a share in Cromwell Corporation Limited ("CCL") and a unit in Cromwell Diversified Property Trust ("DPT").

#### Part A: Summary of 2019 Tax Return & Supplementary Section

Tax Return & Supplementary Section Item	Amount	Tax Return Label
Franked amount	0.00	11T
Franking credit	0.00	11U
Non-primary production income	\$699.22	13U
Franked distributions from trusts	\$0.96	13C
Other deductions relating to non-primary production income	0.00	13Y
Share of credit for tax withheld where ABN not quoted	0.00	13P
Share of franking credits from franked dividends	\$0.53	13Q
Share of credit for amounts withheld from foreign resident withholding (excluding capital gains)	0.00	13A
Share of credit tax amounts withheld from trusts distributions	\$0.00	13R
Net capital gain	0.00	18A
Total current year capital gains	0.00	18H
Assessable foreign source income	\$5.25	20E
Other net foreign source income	\$5.25	20M
Foreign tax income offset	\$0.01	20O

**Cromwell Property Group**  
 Cromwell Corporation Limited ABN 44 001 056 980  
 Cromwell Diversified Property Trust ARSN 102 982 598  
 (the responsible entity of which is Cromwell Property Securities Limited  
 ABN 11 079 147 809, AFSL 238 052)

<b>Part B: Components of Attribution (DPT Distribution)</b>				
	<b>Notes</b>	<b>DPT Cash Distributions</b>	<b>Foreign Income Tax Offset/ Franking credit (grossed up)</b>	<b>Attributable Amount</b>
<b>Australian Income</b>				
Dividends – unfranked amount not declared to be CFI	1	\$14.34		\$14.34
Dividends – unfranked amount declared to be CFI	2	0.00		0.00
Interest (not subject to non-resident withholding tax)	3	0.00		0.00
Interest (subject to non-resident withholding tax)	4	\$5.66		\$5.66
Other assessable Australian income	5	\$679.22		\$679.22
<b>Non-Primary Production Income (A)</b>		<b>\$699.22</b>		<b>\$699.22</b>
<b>Dividends – Franked Amount (X)</b>	6	<b>\$0.43</b>	<b>\$0.53</b>	<b>\$0.96</b>
<b>Capital Gains</b>				
Capital gains – discount method (TAP)	7	0.00		0.00
Capital gains – discount method (NTAP)	7	0.00		0.00
Capital gains – other method (TAP)	8	0.00		0.00
Capital gains – other method (NTAP)	8	0.00		0.00
<b>Net Capital Gains</b>		<b>0.00</b>		<b>0.00</b>
AMIT CGT gross up amount	9			0.00
Other capital gains distribution	10	0.00		
<b>Total Current Year Capital Gains (B)</b>	11	<b>0.00</b>		<b>0.00</b>
<b>Foreign Income</b>				
Other net foreign source income	12	\$5.24	\$0.01	\$5.25
<b>Assessable Foreign Source Income</b>				
Controlled foreign company income	13	0.00	0.00	0.00
<b>Total Foreign Income (C)</b>		<b>\$5.24</b>	<b>\$0.01</b>	<b>\$5.25</b>
Cash Distribution Sub-Total (A+X+B+C)		\$704.89		
<b>Other Non-Assessable Amounts</b>				
Net exempt income	14	0.00		
Non-Assessable non-exempt amount	15	0.00		
Other non-attributable amounts	16	\$1,801.98		
<b>Total Non-Assessable Amounts (D)</b>		<b>\$1,801.98</b>		
<b>Gross Cash Distribution (A+X+B+C+D)</b>		<b>\$2,506.87</b>		
<b>Other Deductions from Distribution</b>				
Less: TFN/ABN amounts withheld	17	\$0.00		
Less: Non-resident withholding tax	18	\$0.00		
<b>Net Cash Distribution</b>		<b>\$2,506.87</b>		

VISTA GRAPHICS PROVIDENT FUND  
MEMBERS ACCOUNTS  
AS AT 30 JUNE 2019

MEMBER	RUSSELL JACOBSEN	SUSANNE JACOBSEN	INVESTMENT FLUCTUATION RESERVE	TOTAL
OPENING BALANCE	602,527.21	695,687.28	0.00	1,298,214.49
EMPLOYER CONTRIBUTIONS	0.00	0.00	0.00	0.00
MEMBER CONTRIBUTIONS	0.00	0.00	0.00	0.00
TAX APPLICABLE TO CONTRIBUTIONS	0.00	0.00	0.00	0.00
SURCHARGE ON CONTRIBUTIONS	0.00	0.00	0.00	0.00
BENEFITS TRANSFERRED IN	0.00	0.00	0.00	0.00
SHARE OF PROFIT	65,092.19	75,156.45	0.00	140,248.64
TAX APPLICABLE TO PROFIT	744.76	859.91	0.00	1,604.67
INSURANCE PREMIUMS PAID	0.00	0.00	0.00	0.00
BENEFITS PAID OUT	0.00	0.00	0.00	0.00
<b>TOTAL MEMBERS ACCOUNT</b>	<b>668,364.16</b>	<b>771,703.64</b>	<b>0.00</b>	<b>1,440,067.80</b>
<b>REPRESENTED BY</b>				
<b>TAX FREE COMPONENT</b>				
CONTRIBUTIONS SEGMENT	0.00	0.00	0.00	0.00
CRYSTALLISED SEGMENT	89,861.46	205,564.25	0.00	295,425.71
<b>TAXABLE COMPONENT</b>				
TAXED ELEMENT	578,502.70	566,139.39	0.00	1,144,642.09
UNTAXED ELEMENT (INSURANCE COMPONENT)	0.00	0.00	0.00	0.00
<b>TOTAL MEMBERS BENEFIT</b>	<b>668,364.16</b>	<b>771,703.64</b>	<b>0.00</b>	<b>1,440,067.80</b>
<b>ELIGIBLE SERVICE PERIOD</b>				
AGE - 30 JUNE 2019	74	76		
PERIOD START DATE	08/06/1979	08/06/1979		
PRE JUNE 1983 DAYS	1,483	1,483	0	
POST JUNE 1983 DAYS	13,148	13,148		
<b>TOTAL SERVICE DAYS - 30/06/19</b>	<b>14,631</b>	<b>14,631</b>	<b>0</b>	

VISTA GRAPHICS PROVIDENT FUND  
MEMBERS ACCOUNTS  
AS AT 30 JUNE 2019

EMPLOYERS CONTRIBUTIONS	RUSSELL JACOBSEN	SUSANNE JACOBSEN	TOTAL
JULY 2010	0.00	0.00	0.00
AUGUST 2010	0.00	0.00	0.00
SEPTEMBER 2010	0.00	0.00	0.00
OCTOBER 2010	0.00	0.00	0.00
NOVEMBER 2010	0.00	0.00	0.00
DECEMBER 2010	0.00	0.00	0.00
JANUARY 2011	0.00	0.00	0.00
FEBRUARY 2011	0.00	0.00	0.00
MARCH 2011	0.00	0.00	0.00
APRIL 2011	0.00	0.00	0.00
MAY 2011	0.00	0.00	0.00
JUNE 2011	0.00	0.00	0.00
<b>TOTAL EMPLOYER CONTRIBUTIONS</b>	<b>0.00</b>	<b>0.00</b>	<b>0.00</b>

VISTA GRAPHICS PROVIDENT FUND  
MEMBERS ACCOUNTS  
AS AT 30 JUNE 2019

MEMBERS CONTRIBUTIONS	RUSSELL JACOBSEN	SUSANNE JACOBSEN	TOTAL
S.82AAT CONTRIBUTION (SHARES)	0.00	0.00	0.00
CASH CONTRIBUTIONS	0.00	0.00	0.00
ATO CO CONTRIBUTIONS	0.00	0.00	0.00
<b>TOTAL MEMBER CONTRIBUTIONS</b>	<b>0.00</b>	<b>0.00</b>	<b>0.00</b>
REPRESENTED BY:			
NON CONCESSIONAL CONTRIBUTIONS	0.00	0.00	0.00
CONCESSIONAL CONTRIBUTIONS	0.00	0.00	0.00
<b>TOTAL MEMBER CONTRIBUTIONS</b>	<b>0.00</b>	<b>0.00</b>	<b>0.00</b>

VISTA GRAPHICS PROVIDENT FUND  
MEMBERS ACCOUNTS  
AS AT 30 JUNE 2019

BENEFITS TRANSFERRED IN	RUSSELL JACOBSEN	SUSANNE JACOBSEN	TOTAL
COLONIAL	0.00	0.00	0.00
FSS TRUSTEE CORPORATION	0.00	0.00	0.00
<b>TOTAL BENEFITS TRANSFERRED IN</b>	<b>0.00</b>	<b>0.00</b>	<b>0.00</b>
REPRESENTED BY:			
CONTRIBUTIONS SEGMENT	0.00	0.00	0.00
CRYSTALLISED SEGMENT	0.00	0.00	0.00
TAXABLE COMPONENT	0.00	0.00	0.00
<b>TOTAL BENEFITS TRANSFERRED IN</b>	<b>0.00</b>	<b>0.00</b>	<b>0.00</b>

VISTA GRAPHICS PROVIDENT FUND  
MEMBERS ACCOUNTS  
AS AT 30 JUNE 2019

EARNINGS RATE	2018	2018	2017	2016	2015	2014
<b>OPENING BALANCE OF FUND</b>	<b>1,298,214.49</b>	<b>1,226,054.79</b>	<b>1,154,980.78</b>	<b>1,165,977.79</b>	<b>1,119,029.66</b>	<b>1,003,639.50</b>
NET FUND EARNINGS						
EARNINGS FOR YEAR	140,248.64	70,054.64	69,309.70	-21,906.85	42,053.65	119,756.58
TAX APPLICABLE TO EARNINGS	1,604.67	2,105.06	1,764.31	10,909.84	4,894.48	-4,366.42
<b>NET FUND EARNINGS</b>	<b>141,853.31</b>	<b>72,159.70</b>	<b>71,074.01</b>	<b>-10,997.01</b>	<b>46,948.13</b>	<b>115,390.16</b>
<b>AVERAGE EARNING RATE</b>	<b>10.93%</b>	<b>5.89%</b>	<b>6.15%</b>	<b>-0.94%</b>	<b>4.20%</b>	<b>11.50%</b>

**AVERAGE 5 YEAR RATE**

**5.24%**      **5.36%**      **7.21%**      **6.19%**      **8.42%**      **9.74%**



**VISTA GRAPHICS PTY LTD PROVIDENT FUND  
5 Irvine Street  
KIAMA NSW 2533**

**Phone: 0410 622 405**  
**Email: [jacobsen88@westnet.com.au](mailto:jacobsen88@westnet.com.au)**

16 August 2019

Stirling Warton Taylor  
Level 11, 111 Elizabeth Street  
Sydney NSW 2000

Attention: Mark Taylor

Dear Mark,

**Vista Graphics Provident Fund  
2018-2019 Taxation**


Enclosed please find the following papers relating to last year's tax:

**Vista Graphics Pty Ltd Provident Fund**

1. Summary of Income and Expenditure 2018-19
2. Income 2018-19
3. Expenditure 2018-19
4. Bank Reconciliation Statement
5. List of share dividends 2018-19
6. List of share buy and sell transactions 2018-19
7. Folder containing dividend notices, holding statements, Bank Statements , Term Deposit Interest Statement from Teachers Mutual Bank, correspondence and copies of BAS statements for Vista Graphics Pty Ltd.

If you have need any more information, please phone on 4232 1089 or mobile 0410 622 405

Regards,



Susanne Jacobsen

**VISTA GRAPHICS PTY LTD PROVIDENT FUND  
SUMMARY OF INCOME & EXPENDITURE 2018-19**

<b>Income</b>	<b>Amount</b>	
Distributions from previous year	154.88	
Distributions from managed funds	1,703.68	
Dividends from shares	61,605.98	(Franking Credits \$23,507.62)
Interest (bank)	210.84	
Interest (debentures)	1,143.55	
Sale of Shares	31,166.47	
Redemption Debentures	19,700.00	
Capital Return from Term Deposit	7,500.00	(this was included as interest in last year's tax )
Tax Refund	5,695.68	
Bank Fee Refund	2.50	
Interest on Term Deposit	6,830.34	
<b>TOTAL AS PER CASH BOOK</b>	<b>135,713.92</b>	

<b>Expenditure</b>	<b>Total</b>	<b>GST Free</b>	<b>Amount Excluding GST</b>	<b>GST</b>
ASIC Annual Fees	53.00	53.00	0.00	0.00
Accounting Fees	3,190.00		2,900.00	290.00
Bank Charges	27.50	27.50	0.00	0.00
Share Purchases	4,674.60	4,674.60	0.00	0.00
<b>TOTAL:</b>	<b>7,945.10</b>	<b>4,755.10</b>	<b>2,900.00</b>	<b>290.00</b>

Vista Graphics Provident Fund  
Income 2018-2019

Date	From	Details	Amount	Code	Total
<b>2018</b>					
<b>July</b>					
2	ANZ Bank	Dividend	2,637.60	DS	2,637.60
3	Westpac Bank	Dividend	3,092.50	DS	3,092.50
10	APN Funds Mgt	Distribution (2017-2018 financial year)	154.88	DL	154.88
31	Westpac Bank	Interest	0.26	I	0.26
	<b>TOTAL</b>		<b>5,885.24</b>		<b>5,885.24</b>
	<b>CUMULATIVE TOTAL</b>		<b>5,885.24</b>		<b>5,885.24</b>
<b>August</b>					
10	APN Funds Mgt	Distribution	154.88	DMF	154.88
14	Sydney Airports	Distribution	1,110.00	DS	1,110.00
17	Westpac Bank	Interest	0.14	I	0.14
24	Janus Henderson	Dividend	276.61	DS	276.61
24	Cromwell	Distribution	646.35	DS	646.35
31	Westpac Bank	Interest	0.12	I	0.12
31	Stockland	Distribution	337.5	DS	337.5
	<b>TOTAL</b>		<b>2,525.60</b>		<b>2,525.60</b>
	<b>CUMULATIVE TOTAL</b>		<b>8,410.84</b>		<b>8,410.84</b>
<b>September</b>					
3	Westpac Bank	Promotional Fee Rebate	2.50	BR	2.50
8	AGLHA Debenture	Distribution	297.05	DI	297.05
10	APN	Distribution	154.88	DMF	154.88
12	APA	Dividend	2,280.96	DS	2,280.96
17	CBA Perls	Distribution	1,051.40	DS	1,051.40
25	BHP	Dividend	2,741.36	DS	2,741.36
27	Wesfarmers	Dividend	1,647.60	DS	1,647.60
27	Telstra	Dividend	1,920.60	DS	1,920.60
28	Westpac	Interest	0.27	I	0.27
28	CBA	Dividend	6,678.21	DS	6,678.21
	<b>TOTAL</b>		<b>16,774.83</b>		<b>16,774.83</b>
	<b>CUMULATIVE TOTAL</b>		<b>25,185.67</b>		<b>25,185.67</b>
<b>October</b>					
5	NIB	Dividend	220.00	DS	220.00
10	APN	Distribution	154.88	DMF	154.88
12	Blackmores	Dividend	457.25	DS	457.25
31	Westpac	Interest	1.61	I	1.61
	<b>TOTAL</b>		<b>833.74</b>		<b>833.74</b>
	<b>CUMULATIVE TOTAL</b>		<b>26,019.41</b>		<b>26,019.41</b>

Vista Graphics Provident Fund  
Income 2018-2019

Date	From	Details	Amount	Code	Total
<b>November</b>					
12	APN	Distribution	154.88	DMF	154.88
23	Cromwell Office	Dividend	561.88	DS	561.88
30	Westpac	Interest	0.39	I	0.39
30	Janus Henderson	Dividend	277.20	DS	277.20
	<b>TOTAL</b>		<b>994.35</b>		<b>994.35</b>
	<b>CUMULATIVE TOTAL</b>		<b>27,013.76</b>		<b>27,013.76</b>
<b>December</b>					
10	AGLHA Debenture	Dividend	281.51	DI	281.51
10	APN	Distribution	154.88	DMF	154.88
11	Morgans Financial	Sale of Coles less Purchase Wesfarmers	77.35	S	77.35
17	CBA Perls	Dividend	1,016.30	DS	1,016.30
18	ANZ Bank	Dividend	2,637.60	DS	2,637.60
20	Westpac	Dividend	3,092.60	DS	3,092.60
31	Westpac	Interest	1.03	I	1.03
	<b>TOTAL</b>		<b>7,261.27</b>		<b>7,261.27</b>
	<b>CUMULATIVE TOTAL</b>		<b>34,275.03</b>		<b>34,275.03</b>
<b>2019</b>					
<b>January</b>					
10	APN	Distribution	154.88	DMF	154.88
30	BHP	Dividend	4,373.85	DS	4,373.85
31	Westpac	Interest	2.19	I	2.19
	<b>TOTAL</b>		<b>4,530.92</b>		<b>4,530.92</b>
	<b>CUMULATIVE TOTAL</b>		<b>38,805.95</b>		<b>38,805.95</b>
<b>February</b>					
11	APN	Distribution	154.88	DMF	154.88
12	Sydney Airports	Distribution	1,140.00	DS	1,140.00
22	Cromwell Office	Distribution	648.33	DS	648.33
26	Janus Henderson	Dividend	284.20	DS	284.20
28	Westpac	Interest	2.17	I	2.17
28	Stockland	Distribution	337.50	DS	337.50
	<b>TOTAL</b>		<b>2,567.08</b>		<b>2,567.08</b>
	<b>CUMULATIVE TOTAL</b>		<b>41,373.03</b>		<b>41,373.03</b>
<b>March</b>					
8	AGLHA Debenture	Distribution	274.77	DI	274.77
12	APN	Distribution	154.88	DMF	154.88
13	APA	Dividend	2,043.36	DS	2,043.36
15	CBA Perls	Distribution	1,021.80	DS	1,021.80
20	Blackmores	Dividend	442.50	DS	442.50
26	BHP Billiton	Dividend	2,417.38	DS	2,417.38
28	CBA	Dividend	5,782.00	DS	5,782.00
29	Westpac	Interest	2.41	I	2.41
29	Telstra	Dividend	1,396.80	DS	1,396.80
	<b>TOTAL</b>		<b>13,535.90</b>		<b>13,535.90</b>
	<b>CUMULATIVE TOTAL</b>		<b>54,908.93</b>		<b>54,908.93</b>

Vista Graphics Provident Fund  
Income 2018-2019

Date	From	Details	Amount	Code	Total
<b>April</b>					
2	NIB	Dividend	200.00	DS	200.00
10	Wesfarmers	Dividend	3,792.00	DS	3,792.00
10	APN	Distribution	154.88	DMF	154.88
18	Teachers Mutual Bank	Interest on Term Deposit	6,830.34	ITD	
		Return of Capital	7,500.00	Cap	14,330.34
29	Westpac	Interest	3.49	I	3.49
	<b>TOTAL</b>		<b>18,480.71</b>		<b>18,480.71</b>
	<b>CUMULATIVE TOTAL</b>		<b>73,389.64</b>		<b>73,389.64</b>
<b>May</b>					
10	APN	Distribution	154.88	DMF	154.88
24	Cromwell Office	Dividend	648.33	DS	648.33
29	Janus Henderson	Dividend	288.41	DS	288.41
29	Westpac	Interest Adjustment	185.06	I	185.06
31	Westpac	Interest	3.84	I	3.84
	<b>TOTAL</b>		<b>1,280.52</b>		<b>1,280.52</b>
	<b>CUMULATIVE TOTAL</b>		<b>74,670.16</b>		<b>74,670.16</b>
<b>June</b>					
11	AGLHA Debenture	Debenture Interest	290.22	DI	290.22
11	APN	Distribution	154.88	DMF	154.88
11	AGHLA Debenture	Redemption of Debenture	19,700.00	Exit	19,700.00
14	Morgans Financial	Sale of Shares	31,089.12	S	31,089.12
15	CBA Perls	Distribution	1,013.40	DS	1,013.40
24	Westpac	Dividend	3,092.60	DS	3,092.60
26	ATO	Tax Refund	5,695.68	TR	5,695.68
29	Westpac	Interest	7.86	I	7.86
	<b>TOTAL</b>		<b>61,043.76</b>		<b>61,043.76</b>
	<b>CUMULATIVE TOTAL</b>		<b>135,713.92</b>		<b>135,713.92</b>
<b>SUMMARY:</b>					
		Distributions (last year)			154.88
		Distribution Managed Funds			1,703.68
		Dividends Shares			61,605.98
		Interest (Bank)			210.84
		Debenture Interest			1,143.55
		Sale of Shares			31,166.47
		Redemption of Debenture			19,700.00
		Tax Refund			5,695.68
		Bank Fee Refund			2.50
		Interest on Term Deposit			6,830.34
		Return of Capital Term Deposit			7,500.00
		<b>TOTAL:</b>			<b>135,713.92</b>

Vista Graphics Provident Fund Expenses  
2018-2019

Date	Payee	Details	Cheque	Amount Excl GST	GST	Non GST Amount	Total	Code	Total Amount
<b>2018</b>									
<b>July</b>									
	TOTAL			0.00	0.00	0.00	0.00		0.00
	CUMULATIVE TOTAL			0.00	0.00	0.00	0.00		0.00
<b>August</b>									
	TOTAL			0.00	0.00	0.00	0.00		0.00
	CUMULATIVE TOTAL			0.00	0.00	0.00	0.00		0.00
<b>Sept</b>									
3	Westpac	Transaction Fee				2.50	2.50	B	2.50
	TOTAL			0.00	0.00	2.50	2.50		2.50
	CUMULATIVE TOTAL			0.00	0.00	2.50	2.50		2.50
<b>Oct</b>									
1	Westpac	Transaction Fee				4.00	4.00	B	4.00
26	Stirling Warton Taylor	Accountant Fees	200089	2,600.00	260.00		2,860.00	A	2,860.00
31	Westpac	Transaction Fee				2.50	2.50	B	2.50
	TOTAL			2,600.00	260.00	6.50	2,866.50		2,866.50
	CUMULATIVE TOTAL			2,600.00	260.00	9.00	2,869.00		2,869.00
<b>Nov</b>									
	TOTAL			0.00	0.00	0.00	0.00		0.00
	CUMULATIVE TOTAL			2,600.00	260.00	9.00	2,869.00		2,869.00
<b>Dec</b>									
3	Westpac	Transaction Fee				1.50	1.50	B	1.50
10	Cromwell Property	Entitlement purchase		0.00	0.00	4,674.60	4,674.60	S	4,674.60
	TOTAL			0.00	0.00	4,676.10	4,676.10		4,676.10
	CUMULATIVE TOTAL			2,600.00	260.00	4,685.10	7,545.10		7,545.10
<b>2019</b>									
<b>Jan</b>									
2	Westpac	Transaction Fee				3.50	3.50	B	3.50
	TOTAL			0.00	0.00	3.50	3.50		3.50
	CUMULATIVE TOTAL			2,600.00	260.00	4,688.60	7,548.60		7,548.60
<b>Feb</b>									
1	Westpac	Transaction Fee				1.00	1.00	B	1.00
14	Stirling Warton Taylor	Accountants Fees	200090	300.00	30.00		330.00	A	330.00
28	ASIC	Annual Fees	200088			53.00	53.00	G	53.00
	TOTAL			300.00	30.00	54.00	384.00		384.00
	CUMULATIVE TOTAL			2,900.00	290.00	4,742.60	7,932.60		7,932.60
<b>March</b>									
1	Westpac	Transaction Fee				4.50	4.50	B	4.50
	TOTAL			0.00	0.00	4.50	4.50		4.50
	CUMULATIVE TOTAL			2,900.00	290.00	4,747.10	7,937.10		7,937.10
<b>April</b>									
3	Westpac	Transaction Fee				4.00	4.00	B	4.00
	TOTAL			0.00	0.00	4.00	4.00		4.00
	CUMULATIVE TOTAL			2,900.00	290.00	4,751.10	7,941.10		7,941.10

Vista Graphics Provident Fund Expenses  
2018-2019

Date	Payee	Details	Cheque	Amount Excl GST	GST	Non GST Amount	Total	Code	Total Amount
<b>May</b>									
1	Westpac	Transaction Fee				2.00	2.00	B	2.00
	<b>TOTAL</b>			0.00	0.00	2.00	2.00		2.00
	<b>CUMULATIVE TOTAL</b>			2,900.00	290.00	4,753.10	7,943.10		7,943.10
<b>June</b>									
3	Westpac	Transaction Fee				2.00	2.00	B	2.00
	<b>TOTAL</b>			0.00	0.00	2.00	2.00		2.00
	<b>CUMULATIVE TOTAL</b>			2,900.00	290.00	4,755.10	7,945.10		7,945.10
<b>SUMMARY</b>									
				<b>Total</b>	<b>GST Free</b>	<b>Amount Excluding GST</b>	<b>GST</b>		
		ASIC Annual Fees		53.00	53.00	0.00	0.00		
		Accounting Fees		3,190.00	0.00	2,900.00	290.00		
		Bank Charges		27.50	27.50	0.00	0.00		
		Share Purchases		4,674.60	4,674.60	0.00	0.00		
		<b>TOTAL:</b>		<b>7,945.10</b>	<b>4,755.10</b>	<b>2,900.00</b>	<b>290.00</b>		

VISTA GRAPHICS PTY LTD PROVIDENT FUND

BANK RECONCILIATION STATEMENT – 2018-19

Statement as at 30/6/18	24,798.05
Add Deposits	<u>135,713.92</u>
Sub Total:	<u>160,511.97</u>
Less	
Expenses as per cash book	7,945.00
Sub Total:	<u>152,566.97</u>
<b>= balance as per Statement 30/6/19</b>	<b><u>152,566.97</u></b>



**VISTA GRAPHICS PTY LTD PROVIDENT FUND**

**Dividends Received – 2018-19**

<b>Company</b>	<b>Date</b>	<b>Transaction</b>	<b>Total Dividend \$</b>	<b>Franking Credit</b>	<b>Total Shares</b>
ANZ	2/07/2018	Dividend	2,637.60	1,130.40	3,297
Westpac	4/07/2018	Dividend	3,092.50	1,325.40	3,290
Sydney Airports	14/08/2018	Dividend SAT 1	306.00	0.00	6,000
		Dividend SAL	804.00		6,000
Cromwell	24/08/2018	Dividend	646.35	0.00	31,000
Janus Henderson	24/08/2018	Dividend	276.61	0.00	562
Stockland	31/08/2018	Distribution	337.50	0.00	2,500
APA		Franked Dividend	849.09	363.90	9504
		Tax Deferred Distribution	1,174.31		
		Trust Distribution/Interest	257.56		
CBA Perls	17/09/2018	Distribution	1,051.40	450.60	1000
BHP	25/09/2018	Dividend	2,741.36	1,174.87	3,096
Blackmores	12/10/2018	Dividend	457.25	195.96	295
Telstra	27/09/2018	Dividend	1,920.60	823.11	17460
Wesfarmers	27/09/2018	Dividend	1,647.60	706.11	1373
CBA	28/09/2018	Dividend	6,678.21	2,862.09	2891
NIB	5/10/2018	Dividend	220.00	94.29	2,000
Cromwell	23/11/2018	Dividend	561.88	0.00	31,000
Janus Henderson	30/11/2018	Dividend	277.20	0.00	562
CBA Perls	17/12/2018	Distribution	1,016.30	435.56	1,000
ANZ	18/12/2018	Dividend	2,637.60	2,230.40	3,297
Westpac	20/12/2018	Dividend	3,092.60	1,325.40	3,290
BHP	30/01/2019	Special Dividend	4,373.85	1,874.51	3,096
Sydney Airports	14/02/2019	Dividend SAT 1	312.00		6,000
		Dividend SAL	828.00		
Cromwell	22/02/2019	Dividend	648.33	0.00	35,770
Stockland	28/02/2019	Distribution	337.50	0.00	338
Janus Henderson	26/02/2019	Dividend	284.20	0.00	562
APA	13/03/2019	Unfranked Dividend	192.93	304.26	
		Franked Dividend	709.95		
		Tax Deferred Distribution	858.21		
		Trust Distribution/Interest	282.27		
CBA Perls	15/03/2019	Distribution	1021.80	437.91	
Blackmores	20/03/2019	Dividend	442.50	189.64	
BHP	26/03/2019	Dividend	2,417.38	1,036.02	
CBA	28/03/2019	Dividend	5,782.00	2,478.00	
Telstra	29/03/2019	Dividend	1,396.80	598.63	
NIB	2/04/2019	Dividend	200.00	85.71	
Wesfarmers	10/04/2019	Dividend	3,792.00	1,625.14	
Cromwell	24/05/2019	Dividend	648.33	0.00	35770
Janus Henderson	29/05/2019	Dividend	288.41	0.00	
CBA Perls	17/06/2019	Dividend	1,013.40	434.31	1000
Westpac	24/06/2019	Dividend	3,092.60	1,325.40	3290
<b>TOTAL:</b>			<b>61,605.98</b>	<b>23,507.62</b>	

VISTA GRAPHICS PTY LIMITED PROVIDENT FUND

**SUBORDINATED NOTES 2018-19**

AGLHA	10/09/2018	Interest	297.05
AGLHA	10/12/2018	Interest	281.51
AGLHA	8/03/2019	Interest	274.77
AGLHA	11/06/2019	Interest	290.22
<b>TOTAL:</b>			<b>1,143.55</b>

**SUBORDINATED NOTES 2018-19 CAPITAL RETURN**

AGLHA	11/06/2019	Return of capital	19,700.00
-------	------------	-------------------	-----------

**MANAGED FUNDS 2018-19**

Company		Total Dividend for Year
APN		1858.56
<b>TOTAL:</b>		<b>1858.56</b>

(includes \$154.88 from last year)

**Rights Issue Allotment**

Company	Date	Transaction	Unit Price	No. Securities	Total Paid
Cromwell	12/12/2018	Rights Issue	0.98	4770	4674.6

**Proceeds from Westfarmers Sale of Coles**

Company	Date	Transaction	Unit price	No. Shares	Total Paid
Coles	28/11/2018	Proceeds from Westfarmers Sale of Coles		1373	0

**Share Sales 2018/19**

Company	Date	Transaction	Unit Price	No. Shares	Amount	Brokerage	GST	Net Received
Coles	11/12/2018	Sale	12.45	1373	17,244.88	172.45	17.25	17,055.18
Janus Henderson	14/06/2019	Sale	30.66	562	17,234.91	172.35	17.24	17,046.32
NIB	14/06/2019	Sale	7.1	2000	14,200.00	142	14.2	14,043.80

**Share Purchases 2018-19**

Company	Date	Transaction	Unit Price	No. Shares	Amount	Brokerage	GST	Total Paid
Westfarmers	11/12/2018	Purchase	32.10	523	16,793.11	167.93	16.79	16,977.83