

---

# **Workpapers - 2023 Financial Year**

## **Franke Family Superfund**

Preparer: Kelly Fu

Reviewer: Kelly Fu

Printed: 08 February 2024

---

## Lead Schedule

### 2023 Financial Year

Code	Workpaper	CY Balance	LY Balance	Change	Status
23900	Dividends Received	(\$4,169.72)	(\$2,548.30)	63.63%	Completed
24200	Contributions	(\$44,994.17)	(\$14,909.39)	201.78%	Completed
24700	Changes in Market Values of Investments	\$29,623.96	\$27,926.99	6.08%	Completed
25000	Interest Received	(\$384.76)	(\$13.43)	2764.93%	Completed
25100	Interest Received ATO General Interest Charge	(\$7.27)		100%	Completed
30100	Accountancy Fees	\$1,815.00	\$1,815.00	0%	Completed
30400	ATO Supervisory Levy	\$259.00	\$259.00	0%	Completed
30700	Auditor's Remuneration	\$825.00	\$825.00	0%	Completed
30800	ASIC Fees		\$56.00	100%	N/A - Not Applicable
30900	Advisor Fees		\$2,500.00	100%	N/A - Not Applicable
41600	Pensions Paid	\$6,188.00	\$10,291.00	(39.87)%	Completed
48500	Income Tax Expense	\$2,601.04	(\$1,211.68)	(314.66)%	Completed
49000	Profit/Loss Allocation Account	\$8,243.92	(\$24,990.19)	(132.99)%	Completed
50000	Members	(\$185,671.68)	(\$177,427.76)	4.65%	Completed
60400	Bank Accounts	\$75,335.53	\$6,916.80	989.17%	Completed
77600	Shares in Listed Companies (Australian)	\$100,610.03	\$162,179.19	(37.96)%	Completed
85000	Income Tax Payable /Refundable	(\$1,765.84)	(\$343.39)	414.24%	Completed

Code	Workpaper	CY Balance	LY Balance	Change	Status
86000	PAYG Payable	(\$3,995.00)	(\$3,652.00)	9.39%	Completed
89000	Deferred Tax Liability/Asset	\$15,486.96	\$12,327.16	25.63%	Completed
A	Financial Statements				N/A - Not Applicable
B	Permanent Documents				N/A - Not Applicable
C	Other Documents				N/A - Not Applicable
D	Pension Documentation				N/A - Not Applicable
E	Estate Planning				N/A - Not Applicable

# 23900 - Dividends Received

2023 Financial Year

Preparer Kelly Fu

Reviewer Kelly Fu

Status Completed

Account Code	Description	CY Balance	LY Balance	Change
APX.AX	Appen Limited		(\$65.60)	100%
CSL.AX	CSL Limited	(\$243.34)		100%
FMG.AX	Fortescue Metals Group Ltd	(\$2,187.36)		100%
IPL.AX	Incitec Pivot Ltd		(\$49.93)	100%
NAB.AX	National Australia Bank Limited	(\$435.08)	(\$756.92)	(42.52)%
NCM.AX	Newcrest Mining Limited	(\$878.21)	(\$708.89)	23.89%
ORG.AX	Origin Energy Limited		(\$557.41)	100%
SDF.AX	Steadfast Group Limited	(\$425.73)		100%
STO.AX	Santos Limited		(\$409.55)	100%
<b>TOTAL</b>		<b>CY Balance</b>	<b>LY Balance</b>	
		(\$4,169.72)	(\$2,548.30)	

## Supporting Documents

- Investment Income Comparison Report [Report](#)
- 23900 - IPS dividend report 2023.pdf
- CSL\_Payment\_Advice\_2023\_04\_05.pdf [CSL.AX](#)
- FMG\_Dividend\_Advice\_2023\_03\_29.pdf [FMG.AX](#)
- NCM\_Dividend\_Advice\_2023\_03\_30.pdf [NCM.AX](#)
- SDF\_Dividend\_Advice\_2023\_03\_22.pdf [SDF.AX](#)
- Dividend Reconciliation Report [Report](#)
- CSL\_Payment\_Advice\_2022\_10\_05.pdf [CSL.AX](#)
- FMG\_Dividend\_Advice\_2022\_09\_29.pdf [FMG.AX](#)
- NAB\_Payment\_Advice\_2022\_07\_05.pdf [NAB.AX](#)
- NCM\_Dividend\_Advice\_2022\_09\_29.pdf [NCM.AX](#)
- SDF\_Dividend\_Advice\_2022\_09\_09.pdf [SDF.AX](#)

## External URLs

No External URLs

## Standard Checklist

- Attach copies of all dividend statements.

- Attach copy of Dividend Reconciliation Report
- Attach copy of Investment Income Comparison Report

# Franke Family Superfund

## Dividend Reconciliation Report

For The Period 01 July 2022 - 30 June 2023

Date	Net Payment Received	Australian Income			Foreign Income			Withheld		
		Unfranked	Franked	Franking Credits	Foreign Income	Foreign Credits	NZ Credits	TFN Withheld	Non-Resident	LIC Deduction
<b>Shares in Listed Companies (Australian)</b>										
CSL.AX CSL Limited										
05/10/2022	126.60	113.94	12.66	5.43						
05/04/2023	116.74	116.74	0.00	0.00						
	243.34	230.68	12.66	5.43						
FMG.AX Fortescue Metals Group Ltd										
29/09/2022	1,350.36	0.00	1,350.36	578.73						
29/03/2023	837.00	0.00	837.00	358.71						
	2,187.36	0.00	2,187.36	937.44						
NAB.AX National Australia Bank Limited										
05/07/2022	435.08	0.00	435.08	186.46						
	435.08	0.00	435.08	186.46						
NCM.AX Newcrest Mining Limited										
29/09/2022	314.96	0.00	314.96	134.98						
30/03/2023	563.25	0.00	563.25	241.39						
	878.21	0.00	878.21	376.37						
SDF.AX Steadfast Group Limited										

# Franke Family Superfund

## Dividend Reconciliation Report

For The Period 01 July 2022 - 30 June 2023

Date	Net Payment Received	Australian Income			Foreign Income			Withheld		
		Unfranked	Franked	Franking Credits	Foreign Income	Foreign Credits	NZ Credits	TFN Withheld	Non-Resident	LIC Deduction
09/09/2022	240.63	0.00	240.63	103.13						
22/03/2023	185.10	0.00	185.10	79.33						
	425.73	0.00	425.73	182.46						
	<b>4,169.72</b>	<b>230.68</b>	<b>3,939.04</b>	<b>1,688.16</b>						
<b>TOTAL</b>	<b>4,169.72</b>	<b>230.68</b>	<b>3,939.04</b>	<b>1,688.16</b>						

### Tax Return Reconciliation

	Totals	Tax Return Label
Unfranked	230.68	J
Franked Dividends	3,939.04	K
Franking Credits	1,688.16	L

# Franke Family Superfund

## Investment Income Comparison Report

As at 30 June 2023

Investment	Ledger Data			ASX & UUT Data							
	Transaction Date	Income Amount	Franking Credit	Date Payable	Ex Div/Dist Date	Units On Hand	45 Day Qualified	Amount per share/unit	Estimated Income	Estimated Franking*	
<b>Reconciled</b>											
<b>Shares in Listed Companies (Australian)</b>											
CSL.AX	CSL Limited	05/10/2022	126.60	5.43	05/10/2022	06/09/2022	72.00	72.00	1.7583	126.60	5.43
CSL.AX	CSL Limited	05/04/2023	116.74	0.00	05/04/2023	09/03/2023	72.00	72.00	1.6215	116.74	0.00
FMG.AX	Fortescue Metals Group Ltd	29/09/2022	1,350.36	578.73	29/09/2022	05/09/2022	1,116.00	1,116.00	1.2100	1,350.36	578.73
FMG.AX	Fortescue Metals Group Ltd	29/03/2023	837.00	358.71	29/03/2023	27/02/2023	1,116.00	1,116.00	0.7500	837.00	358.71
NAB.AX	National Australia Bank Limited	05/07/2022	435.08	186.46	05/07/2022	11/05/2022	596.00	596.00	0.7300	435.08	186.46
NCM.AX	Newcrest Mining Limited	29/09/2022	314.96	134.98	29/09/2022	26/08/2022	1,080.00	1,080.00	0.2916	314.96	134.98
NCM.AX	Newcrest Mining Limited	30/03/2023	563.25	241.39	30/03/2023	24/02/2023	1,080.00	1,080.00	0.5215	563.25	241.39
SDF.AX	Steadfast Group Limited	09/09/2022	240.63	103.13	09/09/2022	22/08/2022	3,085.00	3,085.00	0.0780	240.63	103.13
SDF.AX	Steadfast Group Limited	22/03/2023	185.10	79.33	22/03/2023	27/02/2023	3,085.00	3,085.00	0.0600	185.10	79.33
			<b>4,169.72</b>	<b>1,688.16</b>					<b>7.0209</b>	<b>4,169.73</b>	<b>1,688.16</b>
			<b>4,169.72</b>	<b>1,688.16</b>					<b>7.0209</b>	<b>4,169.73</b>	<b>1,688.16</b>

\*Franking credit is estimated using 45 day qualified units. The estimation might not be accurate for preference shares and hedging arrangements.



# Investment Income - Alloc to Settle Date

Portfolio: Franke Family Super Fund  
From 1 Jul 2022 Through 30 Jun 2023

## Domestic Income

Settlement Date	Income Received	Interest	Other Income	Net Franked Dvd.	Imp. Credit	Unfnkd. Dvd.	Disc. Capital Gain	Non-Disc. Capital Gain	LIC Capital Gain	CGT Conc.	Tax Free	Tax Deferred	GST	Rental Income	Building Allow.	Return of Capital	TFN Amnts. Deduct.	Non-Resident w/holding Tax	Non-Distributed Income
<b>FRANKE FAMILY SUPER FUND</b>																			
<b>102541 (Lonsec)</b>																			
<b>CSL Limited (CSL)</b>																			
5 Oct 2022	\$126.60	\$0.00	\$0.00	\$12.66	\$5.43	\$113.94	\$0.00	\$0.00	\$0.00	\$0.00	\$0.00	\$0.00	\$0.00	\$0.00	\$0.00	\$0.00	\$0.00	\$0.00	\$0.00
5 Apr 2023	\$116.74	\$0.00	\$0.00	\$0.00	\$0.00	\$116.74	\$0.00	\$0.00	\$0.00	\$0.00	\$0.00	\$0.00	\$0.00	\$0.00	\$0.00	\$0.00	\$0.00	\$0.00	\$0.00
	\$243.34	\$0.00	\$0.00	\$12.66	\$5.43	\$230.68	\$0.00	\$0.00	\$0.00	\$0.00	\$0.00	\$0.00	\$0.00	\$0.00	\$0.00	\$0.00	\$0.00	\$0.00	\$0.00
<b>Fortescue Ltd (FMG)</b>																			
29 Sep 2022	\$1,350.36	\$0.00	\$0.00	\$1,350.36	\$578.73	\$0.00	\$0.00	\$0.00	\$0.00	\$0.00	\$0.00	\$0.00	\$0.00	\$0.00	\$0.00	\$0.00	\$0.00	\$0.00	\$0.00
29 Mar 2023	\$837.00	\$0.00	\$0.00	\$837.00	\$358.71	\$0.00	\$0.00	\$0.00	\$0.00	\$0.00	\$0.00	\$0.00	\$0.00	\$0.00	\$0.00	\$0.00	\$0.00	\$0.00	\$0.00
	\$2,187.36	\$0.00	\$0.00	\$2,187.36	\$937.44	\$0.00	\$0.00	\$0.00	\$0.00	\$0.00	\$0.00	\$0.00	\$0.00	\$0.00	\$0.00	\$0.00	\$0.00	\$0.00	\$0.00
<b>National Australia Bank Limited (NAB)</b>																			
5 Jul 2022	\$435.08	\$0.00	\$0.00	\$435.08	\$186.46	\$0.00	\$0.00	\$0.00	\$0.00	\$0.00	\$0.00	\$0.00	\$0.00	\$0.00	\$0.00	\$0.00	\$0.00	\$0.00	\$0.00
	\$435.08	\$0.00	\$0.00	\$435.08	\$186.46	\$0.00	\$0.00	\$0.00	\$0.00	\$0.00	\$0.00	\$0.00	\$0.00	\$0.00	\$0.00	\$0.00	\$0.00	\$0.00	\$0.00
<b>Newcrest Mining Limited (NCM)</b>																			
29 Sep 2022	\$314.96	\$0.00	\$0.00	\$314.96	\$134.98	\$0.00	\$0.00	\$0.00	\$0.00	\$0.00	\$0.00	\$0.00	\$0.00	\$0.00	\$0.00	\$0.00	\$0.00	\$0.00	\$0.00
30 Mar 2023	\$241.39	\$0.00	\$0.00	\$241.40	\$103.45	\$0.00	\$0.00	\$0.00	\$0.00	\$0.00	\$0.00	\$0.00	\$0.00	\$0.00	\$0.00	\$0.00	\$0.00	\$0.00	\$0.00
30 Mar 2023	\$321.86	\$0.00	\$0.00	\$321.86	\$137.94	\$0.00	\$0.00	\$0.00	\$0.00	\$0.00	\$0.00	\$0.00	\$0.00	\$0.00	\$0.00	\$0.00	\$0.00	\$0.00	\$0.00
	\$878.21	\$0.00	\$0.00	\$878.22	\$376.37	\$0.00	\$0.00	\$0.00	\$0.00	\$0.00	\$0.00	\$0.00	\$0.00	\$0.00	\$0.00	\$0.00	\$0.00	\$0.00	\$0.00

This report is current as at date of preparation. Please note that report is based on information provided by third parties. Whilst every reasonable effort has been made to ensure its accuracy, we cannot guarantee its accuracy nor accept any liability for any errors or omissions.

# Investment Income - Alloc to Settle Date

Portfolio: Franke Family Super Fund  
From 1 Jul 2022 Through 30 Jun 2023

## Domestic Income

Settlement Date	Income Received	Interest	Other Income	Net Franked Dvd.	Imp. Credit	Unfnkd. Dvd.	Disc. Capital Gain	Non-Disc. Capital Gain	LIC Capital Gain	CGT Conc.	Tax Free	Tax Deferred	GST	Rental Income	Building Allow.	Return of Capital	TFN Amnts. w/holding	Non-Resident Tax	Non-Distributed Income
<b>Steadfast Group Limited (SDF)</b>																			
9 Sep 2022	\$240.63	\$0.00	\$0.00	\$240.63	\$103.13	\$0.00	\$0.00	\$0.00	\$0.00	\$0.00	\$0.00	\$0.00	\$0.00	\$0.00	\$0.00	\$0.00	\$0.00	\$0.00	\$0.00
22 Mar 2023	\$185.10	\$0.00	\$0.00	\$185.10	\$79.33	\$0.00	\$0.00	\$0.00	\$0.00	\$0.00	\$0.00	\$0.00	\$0.00	\$0.00	\$0.00	\$0.00	\$0.00	\$0.00	\$0.00
	\$425.73	\$0.00	\$0.00	\$425.73	\$182.46	\$0.00	\$0.00	\$0.00	\$0.00	\$0.00	\$0.00	\$0.00	\$0.00	\$0.00	\$0.00	\$0.00	\$0.00	\$0.00	\$0.00
	\$4,169.72	\$0.00	\$0.00	\$3,939.05	\$1,688.16	\$230.68	\$0.00	\$0.00	\$0.00	\$0.00	\$0.00	\$0.00	\$0.00	\$0.00	\$0.00	\$0.00	\$0.00	\$0.00	\$0.00
<b>961568292 (Macquarie CMA)</b>																			
<b>Macquarie Cash Management Account (MBLCCMH)</b>																			
29 Jul 2022	\$2.25	\$2.25	\$0.00	\$0.00	\$0.00	\$0.00	\$0.00	\$0.00	\$0.00	\$0.00	\$0.00	\$0.00	\$0.00	\$0.00	\$0.00	\$0.00	\$0.00	\$0.00	\$0.00
31 Aug 2022	\$5.78	\$5.78	\$0.00	\$0.00	\$0.00	\$0.00	\$0.00	\$0.00	\$0.00	\$0.00	\$0.00	\$0.00	\$0.00	\$0.00	\$0.00	\$0.00	\$0.00	\$0.00	\$0.00
30 Sep 2022	\$9.31	\$9.31	\$0.00	\$0.00	\$0.00	\$0.00	\$0.00	\$0.00	\$0.00	\$0.00	\$0.00	\$0.00	\$0.00	\$0.00	\$0.00	\$0.00	\$0.00	\$0.00	\$0.00
31 Oct 2022	\$15.90	\$15.90	\$0.00	\$0.00	\$0.00	\$0.00	\$0.00	\$0.00	\$0.00	\$0.00	\$0.00	\$0.00	\$0.00	\$0.00	\$0.00	\$0.00	\$0.00	\$0.00	\$0.00
30 Nov 2022	\$17.24	\$17.24	\$0.00	\$0.00	\$0.00	\$0.00	\$0.00	\$0.00	\$0.00	\$0.00	\$0.00	\$0.00	\$0.00	\$0.00	\$0.00	\$0.00	\$0.00	\$0.00	\$0.00
30 Dec 2022	\$18.37	\$18.37	\$0.00	\$0.00	\$0.00	\$0.00	\$0.00	\$0.00	\$0.00	\$0.00	\$0.00	\$0.00	\$0.00	\$0.00	\$0.00	\$0.00	\$0.00	\$0.00	\$0.00
31 Jan 2023	\$8.00	\$8.00	\$0.00	\$0.00	\$0.00	\$0.00	\$0.00	\$0.00	\$0.00	\$0.00	\$0.00	\$0.00	\$0.00	\$0.00	\$0.00	\$0.00	\$0.00	\$0.00	\$0.00
28 Feb 2023	\$8.12	\$8.12	\$0.00	\$0.00	\$0.00	\$0.00	\$0.00	\$0.00	\$0.00	\$0.00	\$0.00	\$0.00	\$0.00	\$0.00	\$0.00	\$0.00	\$0.00	\$0.00	\$0.00
31 Mar 2023	\$12.84	\$12.84	\$0.00	\$0.00	\$0.00	\$0.00	\$0.00	\$0.00	\$0.00	\$0.00	\$0.00	\$0.00	\$0.00	\$0.00	\$0.00	\$0.00	\$0.00	\$0.00	\$0.00
28 Apr 2023	\$48.20	\$48.20	\$0.00	\$0.00	\$0.00	\$0.00	\$0.00	\$0.00	\$0.00	\$0.00	\$0.00	\$0.00	\$0.00	\$0.00	\$0.00	\$0.00	\$0.00	\$0.00	\$0.00
31 May 2023	\$91.64	\$91.64	\$0.00	\$0.00	\$0.00	\$0.00	\$0.00	\$0.00	\$0.00	\$0.00	\$0.00	\$0.00	\$0.00	\$0.00	\$0.00	\$0.00	\$0.00	\$0.00	\$0.00
30 Jun 2023	\$147.11	\$147.11	\$0.00	\$0.00	\$0.00	\$0.00	\$0.00	\$0.00	\$0.00	\$0.00	\$0.00	\$0.00	\$0.00	\$0.00	\$0.00	\$0.00	\$0.00	\$0.00	\$0.00
	\$384.76	\$384.76	\$0.00	\$0.00	\$0.00	\$0.00	\$0.00	\$0.00	\$0.00	\$0.00	\$0.00	\$0.00	\$0.00	\$0.00	\$0.00	\$0.00	\$0.00	\$0.00	\$0.00
	\$384.76	\$384.76	\$0.00	\$0.00	\$0.00	\$0.00	\$0.00	\$0.00	\$0.00	\$0.00	\$0.00	\$0.00	\$0.00	\$0.00	\$0.00	\$0.00	\$0.00	\$0.00	\$0.00
	\$4,554.48	\$384.76	\$0.00	\$3,939.05	\$1,688.16	\$230.68	\$0.00	\$0.00	\$0.00	\$0.00	\$0.00	\$0.00	\$0.00	\$0.00	\$0.00	\$0.00	\$0.00	\$0.00	\$0.00
	\$4,554.48	\$384.76	\$0.00	\$3,939.05	\$1,688.16	\$230.68	\$0.00	\$0.00	\$0.00	\$0.00	\$0.00	\$0.00	\$0.00	\$0.00	\$0.00	\$0.00	\$0.00	\$0.00	\$0.00

This report is current as at date of preparation. Please note that report is based on information provided by third parties. Whilst every reasonable effort has been made to ensure its accuracy, we cannot guarantee its accuracy nor accept any liability for any errors or omissions.



CSL LIMITED  
ABN 99 051 588 348

077996 047 CSL



JENDEMA PTY LTD  
<FRANKE FAMILY SUPER FUND A/C>  
76 LAKESIDE CIRCUIT  
ENCOUNTER BAY SA 5211

### Update your information:

**Online:**  
www.computershare.com.au/easyupdate/CSL

**By Mail:**  
Computershare Investor Services Pty Limited  
GPO Box 2975 Melbourne  
Victoria 3001 Australia

### Enquiries:

(within Australia) 1800 646 882  
(international) +61 3 9415 4178

### Holder Identification Number (HIN)

**HIN WITHHELD**

Payment Date	5 October 2022
Record Date	7 September 2022
TFN/ABN Status	Quoted
Direct Credit Reference No.	992866

Calculations are in US Dollars  
This payment is in Australian Dollars

## NOTIFICATION OF THE FINAL DIVIDEND FOR THE YEAR ENDED 30 JUNE 2022

Dear Shareholder,

We are pleased to provide you with payment of the final dividend of US\$1.18 per share. This dividend is paid on the shares registered in your name and entitled to participate as at the record date.

This dividend is franked at the rate of 10% (US\$0.118) and the company tax rate used to determine the franking credit is 30%. This means the remaining 90% of the dividend is unfranked (US\$1.062). Non-resident withholding tax is not payable on the unfranked component of the dividend as it consists entirely of Conduit Foreign Income.

For Australian resident shareholders, we have indicated whether or not your tax file number or ABN has been received and recorded as at the record date.

This dividend is converted to AU currency at the rate of US\$1.00 = AU\$1.490091

Yours sincerely  
Fiona Mead  
Company Secretary

FINAL DIVIDEND	RATE	NO. OF SHARES	UNFRANKED AMOUNT	FRANKED AMOUNT	FRANKING CREDIT
Ordinary Shares	US\$1.18	72	US\$76.46	US\$8.50	US\$3.64



### Important Notes:

- You should retain this statement to assist you in preparing your tax return.
- The dividend amounts, franking credits and any withholding tax, where applicable, are in US Dollars. For Australian income tax reporting purposes you will need to convert these amounts to Australian Dollars using the conversion rate of US\$1.00 = AU\$1.490091.

<b>NET DIVIDEND PAYMENT</b>	US\$84.96
<b>CONVERTED NET PAYMENT</b>	AU\$126.60

288597\_02\_V3

## BANKING INSTRUCTIONS

MACQUARIE BANK LTD  
BSB: 182-512 ACCOUNT NUMBER: XXXXXXXX92

IF PAYMENT CANNOT BE MADE TO THE ABOVE ACCOUNT, THE DIVIDEND AMOUNT WILL BE WITHHELD PENDING RECEIPT OF YOUR VALID DIRECT CREDIT INSTRUCTIONS.

## Easy Update

[www.computershare.com.au/easyupdate/CSL](http://www.computershare.com.au/easyupdate/CSL)

- Review & update your securityholding
- Review & update your direct credit instructions
- Supply your Tax File Number

### Your secure access information is:

SRN/HIN: HIN WITHHELD

**PLEASE NOTE:** For security reasons it is important that you keep your SRN/HIN confidential.



CSL LIMITED  
 ABN 99 051 588 348

075480 047 CSL



JENDEMA PTY LTD  
 <FRANKE FAMILY SUPER FUND A/C>  
 76 LAKESIDE CIRCUIT  
 ENCOUNTER BAY SA 5211

**Update your information:**

**Online:**  
[www.computershare.com.au/easyupdate/CSL](http://www.computershare.com.au/easyupdate/CSL)

**By Mail:**  
 Computershare Investor Services Pty Limited  
 GPO Box 2975 Melbourne  
 Victoria 3001 Australia

**Enquiries:**

(within Australia) 1800 646 882  
 (international) +61 3 9415 4178

**Holder Identification Number (HIN)**

**HIN WITHHELD**

Payment Date 5 April 2023  
 Record Date 10 March 2023  
 TFN/ABN Status Quoted  
 Direct Credit Reference No. 890187

Calculations are in US Dollars  
 This payment is in Australian Dollars

**NOTIFICATION OF THE INTERIM DIVIDEND FOR THE HALF YEAR ENDED 31 DECEMBER 2022**

Dear Shareholder,

We are pleased to provide you with payment of the interim dividend of US\$1.07 per share. This dividend is 100% unfranked and paid on the shares registered in your name and entitled to participate as at the record date.

Non-resident withholding tax is not payable on the unfranked component of the dividend as it consists entirely of Conduit Foreign Income.

For Australian resident shareholders, we have indicated whether or not your tax file number or ABN has been received and recorded as at the record date.

This dividend is converted to AU currency at the rate of US\$1.00 = AU\$1.515381.

Yours sincerely  
 Fiona Mead  
 Company Secretary

INTERIM DIVIDEND	RATE	NO. OF SHARES	UNFRANKED AMOUNT	FRANKED AMOUNT	FRANKING CREDIT
Ordinary Shares	US\$1.07	72	US\$77.04	US\$0.00	US\$0.00



**Important Notes:**

- You should retain this statement to assist you in preparing your tax return.
- The dividend amounts, franking credits and any withholding tax, where applicable, are in US Dollars. For Australian income tax reporting purposes you will need to convert these amounts to Australian Dollars using the conversion rate of US\$1.00 = AU\$1.515381.

<b>NET DIVIDEND PAYMENT</b>	US\$77.04
<b>CONVERTED NET PAYMENT</b>	AU\$116.74

295932\_02\_V2

**BANKING INSTRUCTIONS**

MACQUARIE BANK LTD  
 BSB: 182-512 ACCOUNT NUMBER: XXXXXXXX92

IF PAYMENT CANNOT BE MADE TO THE ABOVE ACCOUNT, THE DIVIDEND AMOUNT WILL BE WITHHELD PENDING RECEIPT OF YOUR VALID DIRECT CREDIT INSTRUCTIONS.

**Easy Update**

[www.computershare.com.au/easyupdate/CSL](http://www.computershare.com.au/easyupdate/CSL)

- Review & update your securityholding
- Review & update your direct credit instructions
- Supply your Tax File Number

**Your secure access information is:**

**SRN/HIN:** HIN WITHHELD

**PLEASE NOTE:** For security reasons it is important that you keep your SRN/HIN confidential.

# Payment Advice



## FORTESCUE METALS GROUP LTD ABN: 57 002 594 872

JENDEMA PTY LTD <FRANKE FAMILY SUPER FUND A/C>  
76 LAKESIDE CIRCUIT  
ENCOUNTER BAY SA  
5211

**All Registry communications to:**  
Fortescue Metals Group Limited  
Locked Bag A14, Sydney South, NSW, 1235  
Telephone: 1300 554 474  
ASX Code: **FMG**  
Email: [registrars@linkmarketservices.com.au](mailto:registrars@linkmarketservices.com.au)  
Website: [www.linkmarketservices.com.au](http://www.linkmarketservices.com.au)

## DIVIDEND STATEMENT

Reference No.: X\*\*\*\*\*9633  
Payment Date: 29 September 2022  
Record Date: 06 September 2022

Security Description	Dividend Rate per Share	Participating Shares	Unfranked Amount	Franked Amount	Total Payment	Franking Credit
FMG - ORDINARY FULLY PAID SHARES	\$1.21	1,116	\$0.00	\$1,350.36	\$1,350.36	\$578.73

Less Withholding Tax

\$0.00

**Net Amount**

AUD 1,350.36

Represented By:

Direct Credit amount

AUD 1,350.36

## BANKING INSTRUCTIONS

The amount of AUD 1,350.36 was deposited to the bank account detailed below:

MACQUARIE BANK

JENDEMA P/L ATF FRANKE FAM S/F  
BSB: 182-512 ACC: \*\*\*\*\*8292

DIRECT CREDIT REFERENCE NO.: 1284021369

## FRANKING INFORMATION

Franked Rate per Share

\$1.21

Franking Percentage

100%

Company Tax Rate

30%

The total amount together with the franking credit (if any) should be disclosed as assessable income in your Australian tax return.

**Note: You may require this statement for taxation purposes. All investors should seek independent advice relevant to their own particular circumstances.**

Please ensure your details are current by viewing and updating via the online service centre.

# Payment Advice



## FORTESCUE METALS GROUP LTD

ABN: 57 002 594 872

JENDEMA PTY LTD <FRANKE FAMILY SUPER FUND A/C>  
76 LAKESIDE CIRCUIT  
ENCOUNTER BAY SA  
5211

**All Registry communications to:**  
Fortescue Metals Group Limited  
Locked Bag A14, Sydney South, NSW, 1235  
Telephone: 1300 554 474  
ASX Code: **FMG**  
Email: [registrars@linkmarketservices.com.au](mailto:registrars@linkmarketservices.com.au)  
Website: [www.linkmarketservices.com.au](http://www.linkmarketservices.com.au)

## DIVIDEND STATEMENT

Reference No.: X\*\*\*\*\*9633  
Payment Date: 29 March 2023  
Record Date: 28 February 2023

Security Description	Dividend Rate per Share	Participating Shares	Unfranked Amount	Franked Amount	Total Payment	Franking Credit
FMG - ORDINARY FULLY PAID SHARES	\$0.75	1,116	\$0.00	\$837.00	\$837.00	\$358.71
		Less Withholding Tax			\$0.00	
		<b>Net Amount</b>			AUD 837.00	
		Represented By:				
		Direct Credit amount			AUD 837.00	

## BANKING INSTRUCTIONS

The amount of AUD 837.00 was deposited to the bank account detailed below:

MACQUARIE BANK

JENDEMA P/L ATF FRANKE FAM S/F  
BSB: 182-512 ACC: \*\*\*\*\*8292

DIRECT CREDIT REFERENCE NO.: 1292092508

## FRANKING INFORMATION

Franked Rate per Share	\$0.75
Franking Percentage	100%
Company Tax Rate	30%

The total amount together with the franking credit (if any) should be disclosed as assessable income in your Australian tax return.

**Note: You may require this statement for taxation purposes. All investors should seek independent advice relevant to their own particular circumstances.**

Please ensure your details are current by viewing and updating via the online service centre.



**national  
australia  
bank**

## 2022 Interim Dividend Statement

129515 047 NAB



JENDEMA PTY LTD  
<FRANKE FAMILY SUPER FUND A/C>  
76 LAKESIDE CIRCUIT  
ENCOUNTER BAY SA 5211

### Contact our Share Registry

[www.investorcentre.com/au](http://www.investorcentre.com/au)

(in Australia) 1300 367 647  
(outside Australia) +61 3 9415 4299

### Holder Identification Number (HIN)

HIN WITHHELD

### Summary of key information

Payment Date	5 July 2022
Record Date	12 May 2022
TFN/ABN status	Quoted
ASX code	NAB
Direct Credit Reference No.	1042088

## Interim Dividend for the year ending 30 September 2022

The dividend is 100% franked at the relevant Australian Corporate Tax Rate of 30%.

Ordinary Shares	Dividend Rate per Share	Unfranked Amount	Franked Amount	Franking Credit
596	73 cents	\$0.00	\$435.08	\$186.46

### Dividend Summary

596 shares x 73 cents = \$435.08

## Payment details

The cash dividend amount of \$435.08 has been credited to:

MACQUARIE BANK LTD  
BSB: 182-512 ACC: \*\*\*\*\*8292

## Tax information

Australian resident shareholders

**Franked Amount:** This should be included in your assessable income.

**Franking Credit:** This may also need to be included in your assessable income. This amount may be available as a tax offset to reduce your income tax liability.

If you are unsure of the tax treatment of your dividend, please contact your accountant or taxation adviser.

**Dividend Amount**

**\$435.08**

# Payment Advice



**All Registry communications to:**  
C/- Link Market Services Limited  
Locked Bag A14, Sydney South, NSW, 1235  
Telephone: 1300 554 474  
ASX Code: **NCM**  
Email: [registrars@linkmarketservices.com.au](mailto:registrars@linkmarketservices.com.au)  
Website: [www.linkmarketservices.com.au](http://www.linkmarketservices.com.au)

## NEWCREST MINING LIMITED

ABN: 20 005 683 625

JENDEMA PTY LTD <FRANKE FAMILY SUPER FUND A/C>  
76 LAKESIDE CIRCUIT  
ENCOUNTER BAY SA  
5211

## DIVIDEND STATEMENT

Reference No.: X\*\*\*\*\*9633  
Payment Date: 30 March 2023  
Record Date: 27 February 2023

Security Description	Dividend Rate per Share	Participating Shares	Unfranked Amount	Franked Amount	Total Payment	Franking Credit
NCM - ORDINARY FULLY PAID	\$0.52153181	1,080	\$0.00	\$563.25	\$563.25	\$241.39
		Less Withholding Tax			\$0.00	
		<b>Net Amount</b>			AUD 563.25	
		Represented By:				
		Direct Credit amount			AUD 563.25	

## BANKING INSTRUCTIONS

The amount of AUD 563.25 was deposited to the bank account detailed below:

MACQUARIE BANK

JENDEMA P/L ATF FRANKE FAM S/F  
BSB: 182-512 ACC: \*\*\*\*\*8292

DIRECT CREDIT REFERENCE NO.: 1291966113

## FRANKING INFORMATION

Franked Rate per Share	\$0.52153181
Franking Percentage	100%
Company Tax Rate	30%

The total amount together with the franking credit (if any) should be disclosed as assessable income in your Australian tax return.

**Note: You may require this statement for taxation purposes. All investors should seek independent advice relevant to their own particular circumstances.**

Please ensure your details are current by viewing and updating via the online service centre.



# Payment Advice



**All Registry communications to:**  
C/- Link Market Services Limited  
Locked Bag A14, Sydney South, NSW, 1235  
Telephone: 1300 554 474  
ASX Code: **NCM**  
Email: [registrars@linkmarketservices.com.au](mailto:registrars@linkmarketservices.com.au)  
Website: [www.linkmarketservices.com.au](http://www.linkmarketservices.com.au)

## NEWCREST MINING LIMITED

ABN: 20 005 683 625

JENDEMA PTY LTD <FRANKE FAMILY SUPER FUND A/C>  
76 LAKESIDE CIRCUIT  
ENCOUNTER BAY SA  
5211

## DIVIDEND STATEMENT

Reference No.: X\*\*\*\*\*9633  
Payment Date: 29 September 2022  
Record Date: 29 August 2022

Security Description	Dividend Rate per Share	Participating Shares	Unfranked Amount	Franked Amount	Total Payment	Franking Credit
NCM - ORDINARY FULLY PAID	\$0.29163021	1,080	\$0.00	\$314.96	\$314.96	\$134.98
		Less Withholding Tax			\$0.00	
		<b>Net Amount</b>			AUD 314.96	
		Represented By:				
		Direct Credit amount			AUD 314.96	

## BANKING INSTRUCTIONS

The amount of AUD 314.96 was deposited to the bank account detailed below:

MACQUARIE BANK

JENDEMA P/L ATF FRANKE FAM S/F  
BSB: 182-512 ACC: \*\*\*\*\*8292

DIRECT CREDIT REFERENCE NO.: 1282563286

## FRANKING INFORMATION

Franked Rate per Share	\$0.29163021
Franking Percentage	100%
Company Tax Rate	30%

The total amount together with the franking credit (if any) should be disclosed as assessable income in your Australian tax return.

**Note: You may require this statement for taxation purposes. All investors should seek independent advice relevant to their own particular circumstances.**

Please ensure your details are current by viewing and updating via the online service centre.

# Payment Advice

**All Registry communications to:**

C/- Link Market Services Limited  
Locked Bag A14, Sydney South, NSW, 1235  
Telephone: 1300 554 474  
ASX Code: **SDF**  
Email: [registrars@linkmarketservices.com.au](mailto:registrars@linkmarketservices.com.au)  
Website: [www.linkmarketservices.com.au](http://www.linkmarketservices.com.au)

**STEADFAST GROUP**

ABN: 98 073 659 677

JENDEMA PTY LTD <FRANKE FAMILY SUPER FUND A/C>  
76 LAKESIDE CIRCUIT  
ENCOUNTER BAY SA  
5211

**DIVIDEND STATEMENT**

Reference No.: X\*\*\*\*\*9633  
Payment Date: 22 March 2023  
Record Date: 28 February 2023

<b>Security Description</b>	<b>Dividend Rate per Share</b>	<b>Participating Shares</b>	<b>Unfranked Amount</b>	<b>Franked Amount</b>	<b>Total Payment</b>	<b>Franking Credit</b>
SDF - FULLY PAID ORDINARY SHARES	\$0.06	3,085	\$0.00	\$185.10	\$185.10	\$79.33
						Less Withholding Tax \$0.00
						<b>Net Amount</b> AUD 185.10
						Represented By: Direct Credit amount AUD 185.10

**BANKING INSTRUCTIONS**

The amount of AUD 185.10 was deposited to the bank account detailed below:

MACQUARIE BANK

JENDEMA P/L ATF FRANKE FAM S/F  
**BSB:** 182-512 **ACC:** \*\*\*\*\*8292

DIRECT CREDIT REFERENCE NO.: 1292163900

**FRANKING INFORMATION**

Franked Rate per Share	\$0.06
Franking Percentage	100%
Company Tax Rate	30%

The total amount together with the franking credit (if any) should be disclosed as assessable income in your Australian tax return.

**Note: You may require this statement for taxation purposes. All investors should seek independent advice relevant to their own particular circumstances.**

Please ensure your details are current by viewing and updating via the online service centre.

# Payment Advice



## All Registry communications to:

C/- Link Market Services Limited  
Locked Bag A14, Sydney South, NSW, 1235  
Telephone: 1300 554 474  
ASX Code: **SDF**  
Email: [registrars@linkmarketservices.com.au](mailto:registrars@linkmarketservices.com.au)  
Website: [www.linkmarketservices.com.au](http://www.linkmarketservices.com.au)

## STEADFAST GROUP

ABN: 98 073 659 677

JENDEMA PTY LTD <FRANKE FAMILY SUPER FUND A/C>  
76 LAKESIDE CIRCUIT  
ENCOUNTER BAY SA  
5211

## DIVIDEND STATEMENT

Reference No.: X\*\*\*\*\*9633  
Payment Date: 09 September 2022  
Record Date: 23 August 2022

Security Description	Dividend Rate per Share	Participating Shares	Unfranked Amount	Franked Amount	Total Payment	Franking Credit
SDF - FULLY PAID ORDINARY SHARES	\$0.078	3,085	\$0.00	\$240.63	\$240.63	\$103.13
	Less Withholding Tax					\$0.00
	<b>Net Amount</b>					AUD 240.63
	Represented By:					
	Direct Credit amount					AUD 240.63

## BANKING INSTRUCTIONS

The amount of AUD 240.63 was deposited to the bank account detailed below:

MACQUARIE BANK

JENDEMA P/L ATF FRANKE FAM S/F  
BSB: 182-512 ACC: \*\*\*\*\*8292

DIRECT CREDIT REFERENCE NO.: 1281299447

## FRANKING INFORMATION

Franked Rate per Share	\$0.078
Franking Percentage	100%
Company Tax Rate	30%

The total amount together with the franking credit (if any) should be disclosed as assessable income in your Australian tax return.

**Note: You may require this statement for taxation purposes. All investors should seek independent advice relevant to their own particular circumstances.**

Please ensure your details are current by viewing and updating via the online service centre.

# 24200 - Contributions

2023 Financial Year

Preparer Kelly Fu

Reviewer Kelly Fu

Status Completed

Account Code	Description	CY Balance	LY Balance	Change
FRADEA00002A	(Contributions) Franke, Dean - Accumulation (Accumulation)	(\$44,994.17)	(\$14,909.39)	201.78%
<b>TOTAL</b>		<b>CY Balance</b>	<b>LY Balance</b>	
		(\$44,994.17)	(\$14,909.39)	

## Supporting Documents

- Contributions Breakdown Report [Report](#)
- SuperStream Contribution Data Report [Report](#)
- 2023 Super Deduction Docs - Dean \$30k.pdf

## External URLs

No External URLs

## Standard Checklist

- Attach copies of S290-170 notices (if necessary)
- Attach copy of Contributions Breakdown Report
- Attach SuperStream Contribution Data Report
- Check Fund is registered for SuperStream (if necessary)
- Ensure all Contributions have been allocated from Bank Accounts
- ~~Ensure Work Test is satisfied if members are over 65~~

## Franke Family Superfund

# Contributions Breakdown Report

For The Period 01 July 2022 - 30 June 2023

### Summary

Member	D.O.B	Age (at 30/06/2022)	Total Super Balance (at 30/06/2022) *1	Concessional	Non-Concessional	Other	Reserves	Total
Franke, Dean	Provided	62	138,820.77	44,994.17	0.00	0.00	0.00	44,994.17
Franke, Jennifer	Provided	57	38,606.99	0.00	0.00	0.00	0.00	0.00
Franke, Matthew	Provided	27	0.00	0.00	0.00	0.00	0.00	0.00
<b>All Members</b>				<b>44,994.17</b>	<b>0.00</b>	<b>0.00</b>	<b>0.00</b>	<b>44,994.17</b>

\*1 TSB can include information external to current fund's transaction records. The amount is per individual across all funds.

### Contribution Caps

Member	Contribution Type	Contributions	Cap	Current Position
Franke, Dean	Concessional (5 year carry forward cap available)	44,994.17	58,252.84	13,258.67 Below Cap
	Non-Concessional	0.00	110,000.00	110,000.00 Below Cap
Franke, Jennifer	Concessional (5 year carry forward cap available)	0.00	125,000.00	125,000.00 Below Cap
	Non-Concessional	0.00	110,000.00	110,000.00 Below Cap
Franke, Matthew	Concessional (5 year carry forward cap available)	0.00	130,000.00	130,000.00 Below Cap
	Non-Concessional	0.00	110,000.00	110,000.00 Below Cap

### Carry Forward Unused Concessional Contribution Cap

Member	2018	2019	2020	2021	2022	2023	Current Position
Franke, Dean							
Concessional Contribution Cap	25,000.00	25,000.00	25,000.00	25,000.00	27,500.00	27,500.00	
Concessional Contribution	22,937.88	18,351.23	13,749.99	24,736.55	14,909.39	44,994.17	
Unused Concessional Contribution	0.00	6,648.77	11,250.01	263.45	12,590.61	0.00	
Cumulative Carry Forward Unused	N/A	0.00	6,648.77	17,898.78	18,162.23	30,752.84	
Maximum Cap Available	25,000.00	25,000.00	31,648.77	42,898.78	45,662.23	58,252.84	13,258.67 Below Cap
Total Super Balance	136,108.33	135,782.20	139,118.58	126,334.74	157,917.73	138,820.77	



	4905 50								
06/12/2022	QUICKSUPER QUICKSPR3362031 182 50	Employer	1,544.70						
22/12/2022	QUICKSUPER QUICKSPR3373863 097 50	Employer	1,251.21						
14/02/2023	SuperChoice P/L PC080223- 165493608 50	Employer	1,235.76			Employer	ACE PANEL SYSTEMS PTY LTD	1,235.76	
07/03/2023	SuperChoice P/L PC0110323- 153640512 50	Employer	1,235.76			Employer	ACE PANEL SYSTEMS PTY LTD	1,235.76	
13/04/2023	SuperChoice P/L PC050423- 158661794 50	Employer	1,544.70			Employer	ACE PANEL SYSTEMS PTY LTD	1,544.70	
09/05/2023	SuperChoice P/L PC030523- 193961474 50	Employer	1,235.76			Employer	ACE PANEL SYSTEMS PTY LTD	1,235.76	
06/06/2023	DW and JF Franke DF Super Contribution 50	Personal - Concessional	5,000.00						
06/06/2023	DW and JF Franke DF Super Contribution 50	Personal - Concessional	20,000.00						
07/06/2023	DW and JF Franke DF Super Contribution 50 [DW and JF Franke DF Super Contribution 50]	Personal - Concessional	5,000.00						
09/06/2023	SuperChoice P/L PC050623- 182462719 50	Employer	1,544.70			Employer	ACE PANEL SYSTEMS PTY LTD	1,544.70	
<b>Total - Franke, Dean</b>			<b>44,994.17</b>	<b>0.00</b>	<b>0.00</b>			<b>6,796.68</b>	<b>0.00</b>
<b>Total for All Members</b>			<b>44,994.17</b>	<b>0.00</b>	<b>0.00</b>				<b>0.00</b>

**Franke Family Superfund**  
**SuperStream Contribution Data Report**

For The Period 01 July 2022 - 30 June 2023

Transaction Date	Reference	Employer Org	Pay Period	Employer	Personal - NCC	Spouse & Child	Other Family & Friends	Any Other	Total
<b>Franke, Dean</b>									
14/02/2023	PC080223-165493608	ACE PANEL SYSTEMS PTY LTD	28/12/2022 - 24/01/2023	1,235.76	0.00	0.00	0.00	0.00	1,235.76
07/03/2023	PC010323-153640512	ACE PANEL SYSTEMS PTY LTD	25/01/2023 - 21/02/2023	1,235.76	0.00	0.00	0.00	0.00	1,235.76
13/04/2023	PC050423-158661794	ACE PANEL SYSTEMS PTY LTD	22/02/2023 - 28/03/2023	1,544.70	0.00	0.00	0.00	0.00	1,544.70
09/05/2023	PC030523-193961474	ACE PANEL SYSTEMS PTY LTD	29/03/2023 - 25/04/2023	1,235.76	0.00	0.00	0.00	0.00	1,235.76
09/06/2023	PC050623-182462719	ACE PANEL SYSTEMS PTY LTD	26/04/2023 - 30/05/2023	1,544.70	0.00	0.00	0.00	0.00	1,544.70
				<b>6,796.68</b>	<b>0.00</b>	<b>0.00</b>	<b>0.00</b>	<b>0.00</b>	<b>6,796.68</b>
				<b>6,796.68</b>	<b>0.00</b>	<b>0.00</b>	<b>0.00</b>	<b>0.00</b>	<b>6,796.68</b>

\*Data last updated: 05/07/2023



**Franke Family Superfund**  
**Deductions Notice Letter**

---

I, Dean Franke as a member of Franke Family Superfund

have requested in writing in accordance with section 290-170 of the Income Tax Assessment Act 1997 the intention to claim a tax deduction of

\$30000.00

for contributions paid in the year ended 30 June 2023.

---

Dean Franke

Date: 30/06/2023

# Franke Family Superfund Deductions Notice Letter

---

Jendema Pty Ltd as trustee for Franke Family Superfund acknowledges that

**Dean Franke**

has advised in writing in accordance with Section 290-170 of the Income Tax Assessment Act 1997 the intention to claim a tax deduction of

\$30000.00

for contributions paid in the year ended 30 June 2023. The Trustee has taken action to deduct the appropriate level of tax from the contributions claimed.

---

Dean Franke

Date: 30/06/2023

**\*\* IMPORTANT INFORMATION - PLEASE READ THE FOLLOWING CAREFULLY \*\***

If your records confirm the above amount claimed no action on your behalf is required. Retain this acknowledgement with your taxation records as it may be requested by the Australian Taxation Office to substantiate your tax deduction for Superannuation Contributions.

Otherwise: Complete the details below and return this form to the Trustee if:

1. The amount shown above is not the amount that will be claimed, or
2. The Australian Taxation Office disallows/reduces the amount you claim.

In terms of Section 290-170 of the Income Tax Assessment Act 1997 I advise that the amount I intend to claim as a tax deduction for the period 01 July 2022 to 30 June 2023 is: \$ \_\_\_\_\_

---

Dean Franke

Date: 30/06/2023

# 24700 - Changes in Market Values of Investments

2023 Financial Year

Preparer Kelly Fu

Reviewer Kelly Fu

Status Completed

Account Code	Description	CY Balance	LY Balance	Change
24700	Changes in Market Values of Investments	\$29,623.96	\$27,926.99	6.08%
<b>TOTAL</b>		<b>CY Balance</b>	<b>LY Balance</b>	
		\$29,623.96	\$27,926.99	

## Supporting Documents

- Net Capital Gains Reconciliation [Report](#)
- Realised Capital Gain Report [Report](#)
- Market Movement [Report](#)
- 24700 - Sale NCM 2023.pdf

## External URLs

No External URLs

## Standard Checklist

- Attach copies of Source Documentation (Contract Notes, Broker Statements, Chess Statements, Contracts of Sale, Managed Fund Statements etc)
- Attach copy of Market Movement report
- Attach copy of Net Capital Gains Reconciliation
- Attach copy of Realised Capital Gain Report
- Ensure all Asset Disposals have been entered
- Ensure all Market Values have been entered for June 30
- Ensure all Tax Deferred Distributions have been entered

# Franke Family Superfund

## Market Movement Report

As at 30 June 2023

Investment	Date	Description	Unrealised				Realised			Total
			Units	Accounting Cost Movement	Market Movement	Depreciation	Balance	Consideration	Accounting Cost Base	
APX.AX - Appen Limited										
	01/07/2022	Opening Balance	656.00	0.00	0.00	0.00	3,680.16	0.00	0.00	0.00
	30/11/2022	Revaluation	0.00	0.00	(1,856.48)	0.00	1,823.68	0.00	0.00	0.00
	31/12/2022	Revaluation	0.00	0.00	(190.24)	0.00	1,633.44	0.00	0.00	0.00
	31/01/2023	Revaluation	0.00	0.00	91.84	0.00	1,725.28	0.00	0.00	0.00
	28/02/2023	Revaluation	0.00	0.00	(177.12)	0.00	1,548.16	0.00	0.00	0.00
	31/03/2023	Revaluation	0.00	0.00	446.08	0.00	1,994.24	0.00	0.00	0.00
	30/06/2023	Revaluation	0.00	0.00	(426.40)	0.00	1,567.84	0.00	0.00	0.00
	<b>30/06/2023</b>		<b>656.00</b>	<b>0.00</b>	<b>(2,112.32)</b>	<b>0.00</b>	<b>1,567.84</b>	<b>0.00</b>	<b>0.00</b>	<b>0.00</b>
BFC.AX - Beston Global Food Company Limited										
	01/07/2022	Opening Balance	438,007.00	0.00	0.00	0.00	34,602.55	0.00	0.00	0.00
	30/11/2022	Revaluation	0.00	0.00	(22,557.36)	0.00	12,045.19	0.00	0.00	0.00
	31/12/2022	Revaluation	0.00	0.00	(1,971.03)	0.00	10,074.16	0.00	0.00	0.00
	31/01/2023	Revaluation	0.00	0.00	1,752.03	0.00	11,826.19	0.00	0.00	0.00
	28/02/2023	Revaluation	0.00	0.00	(1,314.02)	0.00	10,512.17	0.00	0.00	0.00
	31/03/2023	Revaluation	0.00	0.00	(3,066.05)	0.00	7,446.12	0.00	0.00	0.00
	30/06/2023	Revaluation	0.00	0.00	(3,504.06)	0.00	3,942.06	0.00	0.00	0.00
	<b>30/06/2023</b>		<b>438,007.00</b>	<b>0.00</b>	<b>(30,660.49)</b>	<b>0.00</b>	<b>3,942.06</b>	<b>0.00</b>	<b>0.00</b>	<b>0.00</b>
BYE.AX - Byron Energy Limited										
	01/07/2022	Opening Balance	75,000.00	0.00	0.00	0.00	12,750.00	0.00	0.00	0.00
	30/11/2022	Revaluation	0.00	0.00	(4,125.00)	0.00	8,625.00	0.00	0.00	0.00
	28/02/2023	Revaluation	0.00	0.00	(1,875.00)	0.00	6,750.00	0.00	0.00	0.00
	31/03/2023	Revaluation	0.00	0.00	(750.00)	0.00	6,000.00	0.00	0.00	0.00
	30/06/2023	Revaluation	0.00	0.00	(750.00)	0.00	5,250.00	0.00	0.00	0.00
	<b>30/06/2023</b>		<b>75,000.00</b>	<b>0.00</b>	<b>(7,500.00)</b>	<b>0.00</b>	<b>5,250.00</b>	<b>0.00</b>	<b>0.00</b>	<b>0.00</b>
CAN.AX - Cann Group Limited										
	01/07/2022	Opening Balance	4,854.00	0.00	0.00	0.00	1,334.85	0.00	0.00	0.00
	30/11/2022	Revaluation	0.00	0.00	(194.16)	0.00	1,140.69	0.00	0.00	0.00
	31/12/2022	Revaluation	0.00	0.00	(145.62)	0.00	995.07	0.00	0.00	0.00
	31/01/2023	Revaluation	0.00	0.00	(72.81)	0.00	922.26	0.00	0.00	0.00
	28/02/2023	Revaluation	0.00	0.00	(72.81)	0.00	849.45	0.00	0.00	0.00
	31/03/2023	Revaluation	0.00	0.00	(169.89)	0.00	679.56	0.00	0.00	0.00
	30/06/2023	Revaluation	0.00	0.00	(97.08)	0.00	582.48	0.00	0.00	0.00
	<b>30/06/2023</b>		<b>4,854.00</b>	<b>0.00</b>	<b>(752.37)</b>	<b>0.00</b>	<b>582.48</b>	<b>0.00</b>	<b>0.00</b>	<b>0.00</b>

# Franke Family Superfund

## Market Movement Report

As at 30 June 2023

Investment	Date	Description	Unrealised				Realised			Total
			Units	Accounting Cost Movement	Market Movement	Depreciation	Balance	Consideration	Accounting Cost Base	
CSL.AX - CSL Limited										
	01/07/2022	Opening Balance	72.00	0.00	0.00	0.00	19,372.32	0.00	0.00	0.00
	30/11/2022	Revaluation	0.00	0.00	2,413.44	0.00	21,785.76	0.00	0.00	0.00
	31/12/2022	Revaluation	0.00	0.00	(1,067.04)	0.00	20,718.72	0.00	0.00	0.00
	31/01/2023	Revaluation	0.00	0.00	377.28	0.00	21,096.00	0.00	0.00	0.00
	28/02/2023	Revaluation	0.00	0.00	344.88	0.00	21,440.88	0.00	0.00	0.00
	31/03/2023	Revaluation	0.00	0.00	(884.88)	0.00	20,556.00	0.00	0.00	0.00
	30/06/2023	Revaluation	0.00	0.00	(584.64)	0.00	19,971.36	0.00	0.00	0.00
	<b>30/06/2023</b>		<b>72.00</b>	<b>0.00</b>	<b>599.04</b>	<b>0.00</b>	<b>19,971.36</b>	<b>0.00</b>	<b>0.00</b>	<b>0.00</b>
FMG.AX - Fortescue Metals Group Ltd										
	01/07/2022	Opening Balance	1,116.00	0.00	0.00	0.00	19,563.48	0.00	0.00	0.00
	30/11/2022	Revaluation	0.00	0.00	2,153.88	0.00	21,717.36	0.00	0.00	0.00
	31/12/2022	Revaluation	0.00	0.00	1,171.80	0.00	22,889.16	0.00	0.00	0.00
	31/01/2023	Revaluation	0.00	0.00	1,874.88	0.00	24,764.04	0.00	0.00	0.00
	28/02/2023	Revaluation	0.00	0.00	(1,540.08)	0.00	23,223.96	0.00	0.00	0.00
	31/03/2023	Revaluation	0.00	0.00	892.80	0.00	24,116.76	0.00	0.00	0.00
	30/06/2023	Revaluation	0.00	0.00	636.12	0.00	24,752.88	0.00	0.00	0.00
	<b>30/06/2023</b>		<b>1,116.00</b>	<b>0.00</b>	<b>5,189.40</b>	<b>0.00</b>	<b>24,752.88</b>	<b>0.00</b>	<b>0.00</b>	<b>0.00</b>
LYC.AX - Lynas Rare Earths Limited										
	01/07/2022	Opening Balance	1,585.00	0.00	0.00	0.00	13,837.05	0.00	0.00	0.00
	30/11/2022	Revaluation	0.00	0.00	(301.15)	0.00	13,535.90	0.00	0.00	0.00
	31/12/2022	Revaluation	0.00	0.00	(1,093.65)	0.00	12,442.25	0.00	0.00	0.00
	31/01/2023	Revaluation	0.00	0.00	2,948.10	0.00	15,390.35	0.00	0.00	0.00
	28/02/2023	Revaluation	0.00	0.00	(2,757.90)	0.00	12,632.45	0.00	0.00	0.00
	31/03/2023	Revaluation	0.00	0.00	(2,583.55)	0.00	10,048.90	0.00	0.00	0.00
	30/06/2023	Revaluation	0.00	0.00	808.35	0.00	10,857.25	0.00	0.00	0.00
	<b>30/06/2023</b>		<b>1,585.00</b>	<b>0.00</b>	<b>(2,979.80)</b>	<b>0.00</b>	<b>10,857.25</b>	<b>0.00</b>	<b>0.00</b>	<b>0.00</b>
NCM.AX - Newcrest Mining Limited										
	01/07/2022	Opening Balance	1,080.00	0.00	0.00	0.00	22,561.20	0.00	0.00	0.00
	30/11/2022	Revaluation	0.00	0.00	(1,360.80)	0.00	21,200.40	0.00	0.00	0.00
	31/12/2022	Revaluation	0.00	0.00	1,090.80	0.00	22,291.20	0.00	0.00	0.00
	31/01/2023	Revaluation	0.00	0.00	2,084.40	0.00	24,375.60	0.00	0.00	0.00
	31/03/2023	Revaluation	0.00	0.00	4,320.00	0.00	28,695.60	0.00	0.00	0.00
	13/04/2023	Disposal	(1,080.00)	(29,971.20)	0.00	0.00	(1,275.60)	31,945.20	29,971.20	1,974.00

# Franke Family Superfund

## Market Movement Report

As at 30 June 2023

Investment	Date	Description	Unrealised				Realised			Total
			Units	Accounting Cost Movement	Market Movement	Depreciation	Balance	Consideration	Accounting Cost Base	
	13/04/2023	Writeback	0.00	0.00	1,275.60	0.00	0.00	0.00	0.00	0.00
	<b>30/06/2023</b>		<b>0.00</b>	<b>(29,971.20)</b>	<b>7,410.00</b>	<b>0.00</b>	<b>0.00</b>	<b>31,945.20</b>	<b>29,971.20</b>	<b>1,974.00</b>
OEL.AX - Otto Energy Limited										
	01/07/2022	Opening Balance	100,000.00	0.00	0.00	0.00	1,300.00	0.00	0.00	0.00
	31/01/2023	Revaluation	0.00	0.00	100.00	0.00	1,400.00	0.00	0.00	0.00
	28/02/2023	Revaluation	0.00	0.00	(150.00)	0.00	1,250.00	0.00	0.00	0.00
	31/03/2023	Revaluation	0.00	0.00	250.00	0.00	1,500.00	0.00	0.00	0.00
	<b>30/06/2023</b>		<b>100,000.00</b>	<b>0.00</b>	<b>200.00</b>	<b>0.00</b>	<b>1,500.00</b>	<b>0.00</b>	<b>0.00</b>	<b>0.00</b>
SDF.AX - Steadfast Group Limited										
	01/07/2022	Opening Balance	3,085.00	0.00	0.00	0.00	15,486.70	0.00	0.00	0.00
	30/11/2022	Revaluation	0.00	0.00	987.20	0.00	16,473.90	0.00	0.00	0.00
	31/12/2022	Revaluation	0.00	0.00	401.05	0.00	16,874.95	0.00	0.00	0.00
	31/01/2023	Revaluation	0.00	0.00	(586.15)	0.00	16,288.80	0.00	0.00	0.00
	28/02/2023	Revaluation	0.00	0.00	1,542.50	0.00	17,831.30	0.00	0.00	0.00
	31/03/2023	Revaluation	0.00	0.00	(30.85)	0.00	17,800.45	0.00	0.00	0.00
	30/06/2023	Revaluation	0.00	0.00	709.55	0.00	18,510.00	0.00	0.00	0.00
	<b>30/06/2023</b>		<b>3,085.00</b>	<b>0.00</b>	<b>3,023.30</b>	<b>0.00</b>	<b>18,510.00</b>	<b>0.00</b>	<b>0.00</b>	<b>0.00</b>
VUL.AX - Vulcan Energy Resources Limited										
	01/07/2022	Opening Balance	3,264.00	0.00	0.00	0.00	17,690.88	0.00	0.00	0.00
	30/11/2022	Revaluation	0.00	0.00	5,157.12	0.00	22,848.00	0.00	0.00	0.00
	31/12/2022	Revaluation	0.00	0.00	(2,186.88)	0.00	20,661.12	0.00	0.00	0.00
	31/01/2023	Revaluation	0.00	0.00	3,035.52	0.00	23,696.64	0.00	0.00	0.00
	28/02/2023	Revaluation	0.00	0.00	(3,459.84)	0.00	20,236.80	0.00	0.00	0.00
	31/03/2023	Revaluation	0.00	0.00	(1,827.84)	0.00	18,408.96	0.00	0.00	0.00
	30/06/2023	Revaluation	0.00	0.00	(4,732.80)	0.00	13,676.16	0.00	0.00	0.00
	<b>30/06/2023</b>		<b>3,264.00</b>	<b>0.00</b>	<b>(4,014.72)</b>	<b>0.00</b>	<b>13,676.16</b>	<b>0.00</b>	<b>0.00</b>	<b>0.00</b>
<b>Total Market Movement</b>					<b>(31,597.96)</b>				<b>1,974.00</b>	<b>(29,623.96)</b>

Franke Family Superfund

# Capital Gains Reconciliation Report

For The Period 01 July 2022 - 30 June 2023

	Total	Discounted	Indexed	Other	Notional
<b>Losses available to offset</b>					
Carried forward from prior losses	0.00				
Carried forward from prior losses - Collectables	0.00				
Current year capital losses	0.00				
Current year capital losses - Collectables	0.00				
<b>Total Losses Available</b>	<b>0.00</b>				
<b>Total Losses Available - Collectables</b>	<b>0.00</b>				
<b>Capital Gains</b>					
Capital gains from disposal of assets	1,974.00	1,974.00	0.00	0.00	0.00
Capital gains from disposal of assets - Collectables	0.00	0.00	0.00	0.00	0.00
Capital gains from trust distributions	0.00	0.00	0.00	0.00	0.00
<b>Capital Gains Before Losses applied</b>	<b>1,974.00</b>	<b>1,974.00</b>	<b>0.00</b>	<b>0.00</b>	<b>0.00</b>
<b>Losses and discount applied</b>					
Losses applied	0.00	0.00	0.00	0.00	0.00
Losses applied - Collectables	0.00	0.00	0.00	0.00	0.00
Capital gains after losses applied	1,974.00	1,974.00	0.00	0.00	0.00
Capital gains after losses applied - Collectables	0.00	0.00	0.00	0.00	0.00
CGT Discount applied	658.00				
CGT Discount applied - Collectables	0.00				

**Franke Family Superfund**

**Capital Gains Reconciliation Report**

For The Period 01 July 2022 - 30 June 2023

---

	<b>Total</b>	<b>Discounted</b>	<b>Indexed</b>	<b>Other</b>	<b>Notional</b>
<b>Net Capital Gain</b>					
Net capital gain	1,316.00				
Net capital gain - Collectables	0.00				
<b>Total Net Capital Gain (11A)</b>	<b>1,316.00</b>				
<b>Net Capital Losses Carried Forward to later income</b>					
Net Capital Losses Carried Forward to later income years	0.00				
Net Capital Losses Carried Forward to later income years - Collectables	0.00				
<b>Total Net Capital Losses Carried Forward to later income years (14V)</b>	<b>0.00</b>				

---

Note

Refer to Realised Gains Report for details of Disposals at a Security level

Refer to Distribution Reconciliation Report for Trust Distribution details at a Security level

---



**Franke Family Superfund**

**Realised Capital Gains Report**

For The Period 01 July 2022 - 30 June 2023

Investment		Accounting Treatment				Tax Treatment						
Purchase Contract Date	Disposal Contract Date	Units	Cost	Proceeds	Accounting Profit/(Loss)	Adjusted Cost Base	Reduced Cost Base	Indexed Cost Base	Indexed Gains	Discounted Gains (Gross)	Other Gains	Capital Loss
<b>Shares in Listed Companies (Australian)</b>												
NCM.AX - Newcrest Mining Limited												
10/12/2020	13/04/2023	1,080.00	29,971.20	31,945.20	1,974.00	29,971.20	29,971.20	0.00	0.00	1,974.00	0.00	0.00
		<b>1,080.00</b>	<b>29,971.20</b>	<b>31,945.20</b>	<b>1,974.00</b>	<b>29,971.20</b>	<b>29,971.20</b>	<b>0.00</b>	<b>0.00</b>	<b>1,974.00</b>	<b>0.00</b>	<b>0.00</b>
		<b>1,080.00</b>	<b>29,971.20</b>	<b>31,945.20</b>	<b>1,974.00</b>	<b>29,971.20</b>	<b>29,971.20</b>	<b>0.00</b>	<b>0.00</b>	<b>1,974.00</b>	<b>0.00</b>	<b>0.00</b>
		<b>1,080.00</b>	<b>29,971.20</b>	<b>31,945.20</b>	<b>1,974.00</b>	<b>29,971.20</b>	<b>29,971.20</b>	<b>0.00</b>	<b>0.00</b>	<b>1,974.00</b>	<b>0.00</b>	<b>0.00</b>

# Capital Gains Tax - Realised (Accounting)

Portfolio: Franke Family Super Fund  
From 1 Jul 2022 Through 30 Jun 2023

Sale Date	Purchase Tax Date	Purchase Trade Date	Sale Quantity	Actual Cost	Sale Proceeds	Total Gain	Cost Base	Reduced Cost Base	Indexed Cost Base	Discounted Gain	Indexed Gain	CGT Gain	CGT Loss	Opening Value of Parcel	Previous Market Gain/Loss	Current Year Additions (Cost)	Accounting Profit/Loss on Sale
<b>FRANKE FAMILY SUPER FUND</b>																	
<b>102541 (Lonsec)</b>																	
<b>Newcrest Mining Limited (NCM)</b>																	
11 Apr 2023	8 Dec 2020	8 Dec 2020	1,080.00	\$29,971.20	\$31,945.20	\$1,974.00	\$29,971.20	\$29,971.20	\$0.00	\$1,316.00	\$0.00	\$1,316.00	\$0.00	\$22,561.20	\$(7,410.00)		\$9,384.00
<b>Total for Product:</b>			1,080.00	\$29,971.20	\$31,945.20	\$1,974.00	\$29,971.20	\$29,971.20	\$0.00	\$1,316.00	\$0.00	\$1,316.00	\$0.00	\$22,561.20	\$(7,410.00)		\$9,384.00
<b>Total for 102541 (Lonsec):</b>			1,080.00	\$29,971.20	\$31,945.20	\$1,974.00	\$29,971.20	\$29,971.20	\$0.00	\$1,316.00	\$0.00	\$1,316.00	\$0.00	\$22,561.20	\$(7,410.00)		\$9,384.00
<b>Total for FRANKE FAMILY SUPER FUND:</b>			1,080.00	\$29,971.20	\$31,945.20	\$1,974.00	\$29,971.20	\$29,971.20	\$0.00	\$1,316.00	\$0.00	\$1,316.00	\$0.00	\$22,561.20	\$(7,410.00)		\$9,384.00
<b>Grand Total:</b>			1,080.00	\$29,971.20	\$31,945.20	\$1,974.00	\$29,971.20	\$29,971.20	\$0.00	\$1,316.00	\$0.00	\$1,316.00	\$0.00	\$22,561.20	\$(7,410.00)		\$9,384.00

This report is current as at date of preparation. Please note that report is based on information provided by third parties. Whilst every reasonable effort has been made to ensure its accuracy, we cannot guarantee its accuracy nor accept any liability for any errors or omissions.

# 25000 - Interest Received

2023 Financial Year

Preparer Kelly Fu

Reviewer Kelly Fu

Status Completed

Account Code	Description	CY Balance	LY Balance	Change
MBL961568292	Macquarie CMA	(\$384.76)	(\$13.43)	2764.93%
<b>TOTAL</b>		<b>CY Balance</b>	<b>LY Balance</b>	
		(\$384.76)	(\$13.43)	

## Supporting Documents

- Interest Reconciliation Report [Report](#)

## External URLs

No External URLs

## Standard Checklist

- Attach Interest Reconciliation Report
- Ensure all interest has been recorded from Bank Statements
- Review Statements to ensure all TFN withheld has been input

# Franke Family Superfund

## Interest Reconciliation Report

For The Period 01 July 2022 - 30 June 2023

Date	Payment Amount	Gross Interest	TFN Withheld	Foreign Income	Foreign Credits
<b>Bank Accounts</b>					
MBL961568292 Macquarie CMA					
29/07/2022	2.25	2.25			
31/08/2022	5.78	5.78			
30/09/2022	9.31	9.31			
31/10/2022	15.90	15.90			
30/11/2022	17.24	17.24			
30/12/2022	18.37	18.37			
31/01/2023	8.00	8.00			
28/02/2023	8.12	8.12			
31/03/2023	12.84	12.84			
28/04/2023	48.20	48.20			
31/05/2023	91.64	91.64			
30/06/2023	147.11	147.11			
	384.76	384.76			
	<b>384.76</b>	<b>384.76</b>			

**Interest Received ATO General Interest Charge**

29/05/2023		7.27			
		7.27			
		<b>7.27</b>			

**Franke Family Superfund**

**Interest Reconciliation Report**

For The Period 01 July 2022 - 30 June 2023

---

<b>Date</b>	<b>Payment Amount</b>	<b>Gross Interest</b>	<b>TFN Withheld</b>	<b>Foreign Income</b>	<b>Foreign Credits</b>
<b>TOTAL</b>	<b>384.76</b>	<b>392.03</b>			

---

**Tax Return Reconciliation**

	<b>Totals</b>	<b>Tax Return Label</b>
<b>Gross Interest</b>	392.03	11C

---

# 25100 - Interest Received ATO General Interest Charge

2023 Financial Year

Preparer Kelly Fu

Reviewer Kelly Fu

Status Completed

Account Code	Description	CY Balance	LY Balance	Change
25100	Interest Received ATO General Interest Charge	(\$7.27)		100%
<b>TOTAL</b>		<b>CY Balance</b>	<b>LY Balance</b>	
		(\$7.27)		

## Supporting Documents

- General Ledger [Report](#)
- 85000 - ATO ITA 2023.pdf

## External URLs

No External URLs

## Standard Checklist

- Attach all supporting Documentation
- Has the Fund received any non-arm's length income? If so, it may be taxed at 47%

Franke Family Superfund

# General Ledger

As at 30 June 2023

Transaction Date	Description	Units	Debit	Credit	Balance \$
<b>Interest Received ATO General Interest Charge (25100)</b>					
<u>Interest Received ATO General Interest Charge (25100)</u>					
29/05/2023	ATO ATO008000017994356 50			7.27	7.27 CR
				<b>7.27</b>	<b>7.27 CR</b>

Total Debits: 0.00

Total Credits: 7.27



**Australian Government**  
**Australian Taxation Office**

**Agent** PDK FINANCIAL SYNERGY PTY LTD  
**Client** THE TRUSTEE FOR FRANKE FAMILY SUPERFUND  
**ABN** 83 429 583 589  
**TFN** 925 299 041

## Income tax 551

<b>Date generated</b>	07 February 2024
<b>Overdue</b>	\$0.00
<b>Not yet due</b>	\$0.00
<b>Balance</b>	\$0.00

## Transactions

4 results found - from **01 July 2022** to **07 February 2024** sorted by **processed date** ordered **newest to oldest**

Processed date	Effective date	Description	Debit (DR)	Credit (CR)	Balance
24 May 2023	29 May 2023	EFT refund for Income Tax for the period from 01 Jul 21 to 30 Jun 22	\$7.27		\$0.00
17 May 2023	15 May 2023	Interest for early payment of Income Tax		\$7.27	\$7.27 CR
10 Jan 2023	15 May 2023	Tax return Self Man Superfund - Income Tax for the period from 01 Jul 21 to 30 Jun 22	\$602.39		\$0.00
3 Jan 2023	28 Dec 2022	Payment received		\$602.39	\$602.39 CR



# 30100 - Accountancy Fees

2023 Financial Year

Preparer Kelly Fu

Reviewer Kelly Fu

Status Completed

Account Code	Description	CY Balance	LY Balance	Change
30100	Accountancy Fees	\$1,815.00	\$1,815.00	0%
<b>TOTAL</b>		<b>CY Balance</b>	<b>LY Balance</b>	
		\$1,815.00	\$1,815.00	

## Supporting Documents

- General Ledger [Report](#)
- 30100 - Accounting fee paid 2023.pdf

## External URLs

No External URLs

## Standard Checklist

- Attach all source documentation
- Ensure all Transactions have been entered

**Franke Family Superfund**

**General Ledger**

As at 30 June 2023

Transaction Date	Description	Units	Debit	Credit	Balance \$
<b>Accountancy Fees (30100)</b>					
<i>Accountancy Fees (30100)</i>					
28/12/2022	TRANSACT FUNDS TFR TO PDK FINANCIAL TD		1,815.00		1,815.00 DR
			<b>1,815.00</b>		<b>1,815.00 DR</b>

**Total Debits: 1,815.00**

**Total Credits: 0.00**

# TAX INVOICE

Invoice Date 08 December 2022

Invoice No. 43874

Client Code FRANKESF

Franke Family Superfund  
76 Lakeside Circuit  
ENCOUNTER BAY SA 5211

## To our Professional Fees and Charges in attending to the following :-

Preparation of Financial Statements and Statutory Minutes for the Franke Family Super Fund for the year ended 30 June 2022.

Preparation and lodgement of Fund Income Tax Return for the Franke Family Super Fund for the year ended 30 June 2022 including schedules as required.

Our Fee Total	1,650.00
Plus: GST	165.00
<b>TOTAL FEE</b>	<b>\$1,815.00</b>

### Remittance Advice - Please return with your payment

Payment required within Fourteen (14) Days from date of Invoice

**Invoice Due Date - 22 December 2022**

**Please forward cheques to:**

PDK Financial Synergy P/L  
PO Box 3685  
ADELAIDE SA 5000

Credit Card: Mastercard/Visa (Please circle)

Card No:

Expires: \_\_\_\_ / \_\_\_\_

**For Direct Deposit:**

BSB: 035-000  
Account No: 683075

Name on Card: \_\_\_\_\_

Signature: \_\_\_\_\_

Client Code: FRANKESF

Invoice No: 43874

Amount Due: \$1,815.00

Amount Paid: \$ \_\_\_\_\_

Liability limited by a scheme approved under Professional Standards Legislation

# 30400 - ATO Supervisory Levy

2023 Financial Year

Preparer Kelly Fu

Reviewer Kelly Fu

Status Completed

Account Code	Description	CY Balance	LY Balance	Change
30400	ATO Supervisory Levy	\$259.00	\$259.00	0%
<b>TOTAL</b>		<b>CY Balance</b>	<b>LY Balance</b>	
		\$259.00	\$259.00	

## Supporting Documents

○ General Ledger [Report](#)

## External URLs

No External URLs

## Standard Checklist

- Attach all source documentation
- Ensure all Transactions have been entered

**Franke Family Superfund**

**General Ledger**

As at 30 June 2023

Transaction Date	Description	Units	Debit	Credit	Balance \$
<b>ATO Supervisory Levy (30400)</b>					
<i>ATO Supervisory Levy (30400)</i>					
28/12/2022	BPAY TO TAX OFFICE PAYMENTS BP		259.00		259.00 DR
			<b>259.00</b>		<b>259.00 DR</b>

**Total Debits: 259.00**

**Total Credits: 0.00**

# 30700 - Auditor's Remuneration

2023 Financial Year

Preparer Kelly Fu

Reviewer Kelly Fu

Status Completed

Account Code	Description	CY Balance	LY Balance	Change
30700	Auditor's Remuneration	\$825.00	\$825.00	0%
<b>TOTAL</b>		<b>CY Balance</b>	<b>LY Balance</b>	
		\$825.00	\$825.00	

## Supporting Documents

- General Ledger [Report](#)
- 30700 - Auditing fee paid 2023.pdf

## External URLs

No External URLs

## Standard Checklist

- Attach all source documentation
- Ensure all Transactions have been entered

Franke Family Superfund

# General Ledger

As at 30 June 2023

Transaction Date	Description	Units	Debit	Credit	Balance \$
<b>Auditor's Remuneration (30700)</b>					
Auditor's Remuneration (30700)					
28/12/2022	TRANSACT FUNDS TFR TO PDK FINANCIAL TD		825.00		825.00 DR
			<b>825.00</b>		<b>825.00 DR</b>

**Total Debits: 825.00**

**Total Credits: 0.00**

# TAX INVOICE

Invoice Date 08 December 2022

Invoice No. 43873

Client Code FRANKESF

Franke Family Superfund  
76 Lakeside Circuit  
ENCOUNTER BAY SA 5211

## To our Professional Fees and Charges in attending to the following :-

Annual audit of the records, financial statements and tax return of the Franke Family Super Fund for the year ended 30 June 2022 as required under SIS Regulations.

Preparation of Audit Report.

Review of statutory minute book documentation for history of fund per requirements under SIS Legislation.

Our Fee Total	750.00
Plus: GST	75.00
<b>TOTAL FEE</b>	<b>\$ 825.00</b>

### Remittance Advice - Please return with your payment

Payment required within Fourteen (14) Days from date of Invoice

**Invoice Due Date - 22 December 2022**

**Please forward cheques to:**  
PDK Financial Synergy P/L  
PO Box 3685  
ADELAIDE SA 5000

Credit Card: Mastercard/Visa (Please circle)

Card No:

Expires: \_\_\_\_ / \_\_\_\_

**For Direct Deposit:**  
BSB: 035-000  
Account No: 683075

Name on Card: \_\_\_\_\_

Signature: \_\_\_\_\_

Client Code: FRANKESF

Invoice No: 43873

Amount Due: \$ 825.00

Amount Paid: \$ \_\_\_\_\_

Liability limited by a scheme approved under Professional Standards Legislation



# 30800 - ASIC Fees

2023 Financial Year

Preparer Kelly Fu

Reviewer Kelly Fu

Status N/A - Not Applicable

Account Code	Description	CY Balance	LY Balance	Change
30800	ASIC Fees		\$56.00	100%
<b>TOTAL</b>		<b>CY Balance</b>	<b>LY Balance</b>	
			\$56.00	

## Supporting Documents

- General Ledger [Report](#)

## External URLs

No External URLs

## Standard Checklist

- Attach all source documentation
- Ensure all Transactions have been entered

**Franke Family Superfund**

**General Ledger**

As at 30 June 2023

---

Transaction Date	Description	Units	Debit	Credit	Balance \$
------------------	-------------	-------	-------	--------	------------

---

---

**0.00 DR**

---

**Total Debits: 0.00**

**Total Credits: 0.00**

# 30900 - Advisor Fees

2023 Financial Year

Preparer Kelly Fu

Reviewer Kelly Fu

Status N/A - Not Applicable

Account Code	Description	CY Balance	LY Balance	Change
30900	Advisor Fees		\$2,500.00	100%
<b>TOTAL</b>		<b>CY Balance</b>	<b>LY Balance</b>	
			\$2,500.00	

## Supporting Documents

◦ General Ledger [Report](#)

## External URLs

No External URLs

## Standard Checklist

- Attach all source documentation
- Ensure all Transactions have been entered

Franke Family Superfund

# General Ledger

As at 30 June 2023

---

Transaction Date	Description	Units	Debit	Credit	Balance \$
------------------	-------------	-------	-------	--------	------------

---

---

0.00 DR

---

Total Debits: 0.00

Total Credits: 0.00

# 41600 - Pensions Paid

2023 Financial Year

Preparer Kelly Fu

Reviewer Kelly Fu

Status Completed

Account Code	Description	CY Balance	LY Balance	Change
FRADEA00001P	(Pensions Paid) Franke, Dean - Pension (Pension)	\$6,188.00	\$10,291.00	(39.87)%
<b>TOTAL</b>		<b>CY Balance</b>	<b>LY Balance</b>	
		\$6,188.00	\$10,291.00	

## Supporting Documents

- Pension Summary Report [Report](#)

## External URLs

No External URLs

## Standard Checklist

- Attach copy of Pension Summary Report
- Ensure Member(s) have been advised of pension for coming year
- Ensure Minimum Pension has been paid for each account

**Franke Family Superfund**

**Pension Summary**

As at 30 June 2023

**Member Name :** Franke, Dean

**Member Age :** 62\* (Date of Birth : Provided)

Member Code	Pension Type	Pension Start Date	Tax Free	Min / PF	Minimum	Maximum	Gross Pension Payments	PAYG	Net Pension Payment	Amount to reach Minimum
FRADEA 00001P	Transition to Retirement Pension	01/07/2015	26.74%	2.00%	\$1,240.00*	\$6,188.29	\$6,188.00	\$0.00	\$6,188.00	NIL

\*COVID-19 50% reduction has been applied to the minimum pension amount.

					<b>\$1,240.00</b>	<b>\$6,188.29</b>	<b>\$6,188.00</b>	<b>\$0.00</b>	<b>\$6,188.00</b>	<b>\$0.00</b>
--	--	--	--	--	-------------------	-------------------	-------------------	---------------	-------------------	---------------

**Total :**

					<b>\$1,240.00</b>	<b>\$6,188.29</b>	<b>\$6,188.00</b>	<b>\$0.00</b>	<b>\$6,188.00</b>	<b>\$0.00</b>
--	--	--	--	--	-------------------	-------------------	-------------------	---------------	-------------------	---------------

\*Age as at 01/07/2022 or pension start date for new pensions.

# 48500 - Income Tax Expense

2023 Financial Year

---

Preparer Kelly Fu

Reviewer Kelly Fu

Status Completed

Account Code	Description	CY Balance	LY Balance	Change
48500	Income Tax Expense	\$2,601.04	(\$1,211.68)	(314.66)%
<b>TOTAL</b>		<b>CY Balance</b>	<b>LY Balance</b>	
		\$2,601.04	(\$1,211.68)	

## Supporting Documents

No supporting documents

## External URLs

No External URLs

# 49000 - Profit/Loss Allocation Account

2023 Financial Year

Preparer Kelly Fu

Reviewer Kelly Fu

Status Completed

Account Code	Description	CY Balance	LY Balance	Change
49000	Profit/Loss Allocation Account	\$8,243.92	(\$24,990.19)	(132.99)%
<b>TOTAL</b>		<b>CY Balance</b>	<b>LY Balance</b>	
		\$8,243.92	(\$24,990.19)	

## Supporting Documents

No supporting documents

## External URLs

No External URLs



# 50000 - Members

2023 Financial Year

Preparer Kelly Fu

Reviewer Kelly Fu

Status Completed

Account Code	Description	Opening Balance	Contribution Income	Earnings	Member Payments	Tax & Fees	Closing Balance	Change
FRADEA00001P	Franke, Dean - Pension (Pension)	(\$61,882.88)		\$8,473.06	\$6,188.00	(\$793.33)	(\$48,015.15)	(22.41)%
FRADEA00002A	Franke, Dean - Accumulation (Accumulation)	(\$76,937.89)	(\$44,994.17)	\$12,232.73		\$5,603.79	(\$104,095.54)	35.3%
FRAJEN00001A	Franke, Jennifer - Accumulation (Accumulation)	(\$38,606.99)		\$5,567.26		(\$521.26)	(\$33,560.99)	(13.07)%
FRAMAT00001A	Franke, Matthew - Accumulation (Accumulation)			\$0.00			\$0.00	
<b>TOTAL</b>		<b>Opening Balance</b>	<b>Contribution Income</b>	<b>Earnings</b>	<b>Member Payments</b>	<b>Tax &amp; Fees</b>	<b>Closing Balance</b>	
		(\$177,427.76)	(\$44,994.17)	\$26,273.05	\$6,188.00	\$4,289.20	(\$185,671.68)	

## Supporting Documents

Members Summary [Report](#)

○ Members Statements [Report](#)

### External URLs

No External URLs

### Standard Checklist

Attach copies of Members Statements

# Franke Family Superfund Members Statement

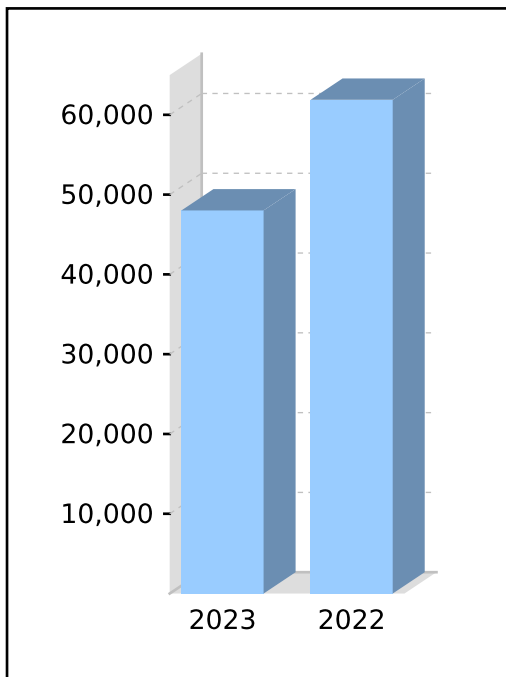
Dean Franke  
76 Lakeside Circuit  
Encounter Bay, South Australia, 5211, Australia

## Your Details

Date of Birth :	Provided	Nominated Beneficiaries:	N/A
Age:	63	Nomination Type:	N/A
Tax File Number:	Provided	Vested Benefits:	48,015.15
Date Joined Fund:	06/04/2011	Total Death Benefit:	48,015.15
Service Period Start Date:	03/07/1978	Current Salary:	0.00
Date Left Fund:		Previous Salary:	0.00
Member Code:	FRADEA00001P	Disability Benefit:	0.00
Account Start Date:	01/07/2015		
Account Phase:	Accumulation Phase		
Account Description:	Pension		

## Your Balance

Total Benefits	48,015.15
<u>Preservation Components</u>	
Preserved	48,015.15
Unrestricted Non Preserved	
Restricted Non Preserved	
<u>Tax Components</u>	
Tax Free (26.74%)	12,834.29
Taxable	35,180.86



## Your Detailed Account Summary

	This Year
Opening balance at 01/07/2022	61,882.88
<u>Increases to Member account during the period</u>	
Employer Contributions	
Personal Contributions (Concessional)	
Personal Contributions (Non Concessional)	
Government Co-Contributions	
Other Contributions	
Proceeds of Insurance Policies	
Transfers In	
Net Earnings	(8,473.06)
Internal Transfer In	
<u>Decreases to Member account during the period</u>	
Pensions Paid	6,188.00
Contributions Tax	
Income Tax	(793.33)
No TFN Excess Contributions Tax	
Excess Contributions Tax	
Refund Excess Contributions	
Division 293 Tax	
Insurance Policy Premiums Paid	
Management Fees	
Member Expenses	
Benefits Paid/Transfers Out	
Superannuation Surcharge Tax	
Internal Transfer Out	
Closing balance at 30/06/2023	48,015.15

# Franke Family Superfund Members Statement

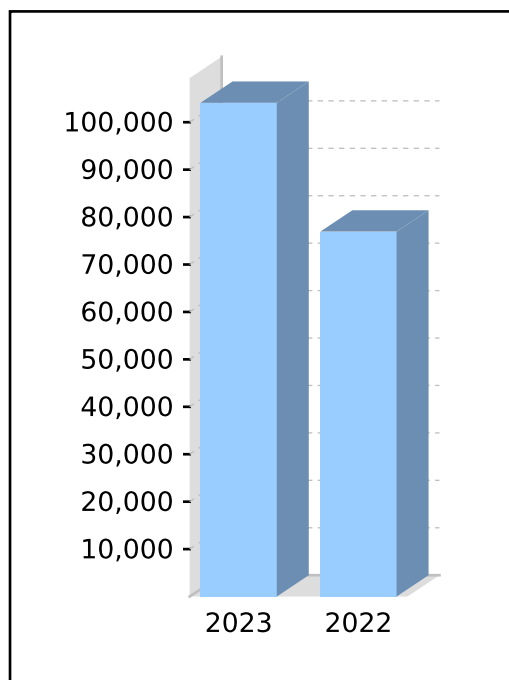
Dean Franke  
76 Lakeside Circuit  
Encounter Bay, South Australia, 5211, Australia

## Your Details

Date of Birth :	Provided	Nominated Beneficiaries:	N/A
Age:	63	Nomination Type:	N/A
Tax File Number:	Provided	Vested Benefits:	104,095.54
Date Joined Fund:	06/04/2011	Total Death Benefit:	104,095.54
Service Period Start Date:	03/07/1978	Current Salary:	0.00
Date Left Fund:		Previous Salary:	0.00
Member Code:	FRADEA00002A	Disability Benefit:	0.00
Account Start Date:	06/04/2011		
Account Phase:	Accumulation Phase		
Account Description:	Accumulation		

## Your Balance

Total Benefits	104,095.54
<u>Preservation Components</u>	
Preserved	104,095.54
Unrestricted Non Preserved	
Restricted Non Preserved	
<u>Tax Components</u>	
Tax Free	
Taxable	104,095.54



## Your Detailed Account Summary

	This Year
Opening balance at 01/07/2022	76,937.89
<u>Increases to Member account during the period</u>	
Employer Contributions	14,994.17
Personal Contributions (Concessional)	30,000.00
Personal Contributions (Non Concessional)	
Government Co-Contributions	
Other Contributions	
Proceeds of Insurance Policies	
Transfers In	
Net Earnings	(12,232.73)
Internal Transfer In	
<u>Decreases to Member account during the period</u>	
Pensions Paid	
Contributions Tax	6,749.13
Income Tax	(1,145.34)
No TFN Excess Contributions Tax	
Excess Contributions Tax	
Refund Excess Contributions	
Division 293 Tax	
Insurance Policy Premiums Paid	
Management Fees	
Member Expenses	
Benefits Paid/Transfers Out	
Superannuation Surcharge Tax	
Internal Transfer Out	
Closing balance at 30/06/2023	104,095.54

# Franke Family Superfund Members Statement

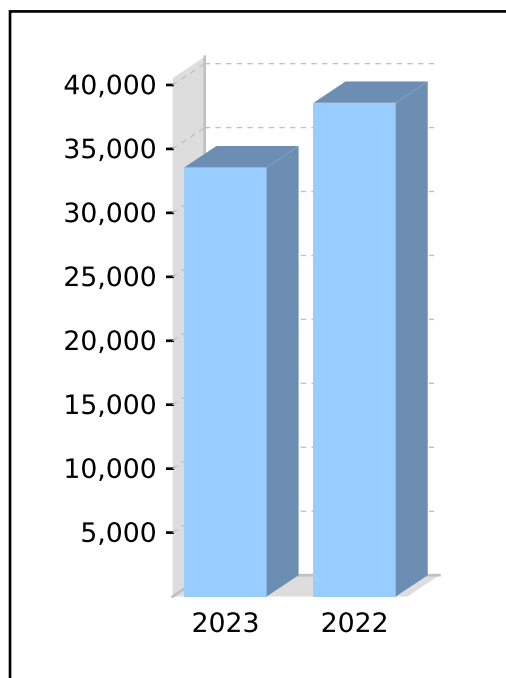
Jennifer Franke  
76 Lakeside Circuit  
Encounter Bay, South Australia, 5211, Australia

## Your Details

Date of Birth :	Provided	Nominated Beneficiaries:	N/A
Age:	58	Nomination Type:	N/A
Tax File Number:	Provided	Vested Benefits:	33,560.99
Date Joined Fund:	06/04/2011	Total Death Benefit:	33,560.99
Service Period Start Date:	22/06/1986	Current Salary:	0.00
Date Left Fund:		Previous Salary:	0.00
Member Code:	FRAJEN00001A	Disability Benefit:	0.00
Account Start Date:	06/04/2011		
Account Phase:	Accumulation Phase		
Account Description:	Accumulation		

## Your Balance

Total Benefits	33,560.99
<u>Preservation Components</u>	
Preserved	33,560.99
Unrestricted Non Preserved	
Restricted Non Preserved	
<u>Tax Components</u>	
Tax Free	
Taxable	33,560.99



## Your Detailed Account Summary

	This Year
Opening balance at 01/07/2022	38,606.99
<u>Increases to Member account during the period</u>	
Employer Contributions	
Personal Contributions (Concessional)	
Personal Contributions (Non Concessional)	
Government Co-Contributions	
Other Contributions	
Proceeds of Insurance Policies	
Transfers In	
Net Earnings	(5,567.26)
Internal Transfer In	
<u>Decreases to Member account during the period</u>	
Pensions Paid	
Contributions Tax	
Income Tax	(521.26)
No TFN Excess Contributions Tax	
Excess Contributions Tax	
Refund Excess Contributions	
Division 293 Tax	
Insurance Policy Premiums Paid	
Management Fees	
Member Expenses	
Benefits Paid/Transfers Out	
Superannuation Surcharge Tax	
Internal Transfer Out	
Closing balance at 30/06/2023	33,560.99

# Franke Family Superfund Members Statement

Matthew Franke  
76 Lakeside Circuit  
Encounter Bay, South Australia, 5211, Australia

## Your Details

Date of Birth :	Provided	Nominated Beneficiaries:	N/A
Age:	28	Nomination Type:	N/A
Tax File Number:	Provided	Vested Benefits:	
Date Joined Fund:	14/04/2016	Total Death Benefit:	0.00
Service Period Start Date:		Current Salary:	0.00
Date Left Fund:		Previous Salary:	0.00
Member Code:	FRAMAT00001A	Disability Benefit:	0.00
Account Start Date:	14/04/2016		
Account Phase:	Accumulation Phase		
Account Description:	Accumulation		

## Your Balance

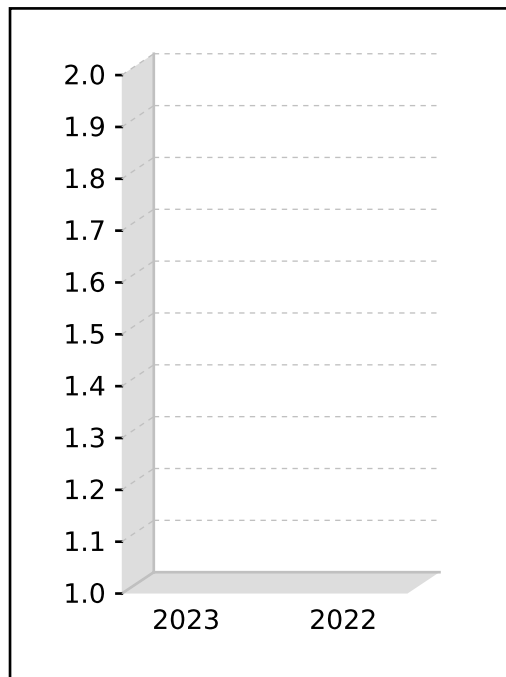
### Total Benefits

#### Preservation Components

Preserved  
Unrestricted Non Preserved  
Restricted Non Preserved

#### Tax Components

Tax Free  
Taxable



## Your Detailed Account Summary

This Year

Opening balance at 01/07/2022	
<u>Increases to Member account during the period</u>	
Employer Contributions	
Personal Contributions (Concessional)	
Personal Contributions (Non Concessional)	
Government Co-Contributions	
Other Contributions	
Proceeds of Insurance Policies	
Transfers In	
Net Earnings	
Internal Transfer In	
<u>Decreases to Member account during the period</u>	
Pensions Paid	
Contributions Tax	
Income Tax	
No TFN Excess Contributions Tax	
Excess Contributions Tax	
Refund Excess Contributions	
Division 293 Tax	
Insurance Policy Premiums Paid	
Management Fees	
Member Expenses	
Benefits Paid/Transfers Out	
Superannuation Surcharge Tax	
Internal Transfer Out	
Closing balance at 30/06/2023	0.00

# Franke Family Superfund Members Summary

As at 30 June 2023

Opening Balances	Increases				Decreases					Closing Balance	
	Contributions	Transfers In	Net Earnings	Insurance Proceeds	Pensions Paid	Contributions Tax	Taxes Paid	Benefits Paid/ Transfers Out	Insurance Premiums		Member Expenses
<b>Dean Franke (Age: 63)</b>											
FRADEA00001P - Pension - Tax Free: 26.74%											
61,882.88			(8,473.06)		6,188.00		(793.33)				48,015.15
FRADEA00002A - Accumulation											
76,937.89	44,994.17		(12,232.73)			6,749.13	(1,145.34)				104,095.54
<b>138,820.77</b>	<b>44,994.17</b>		<b>(20,705.79)</b>		<b>6,188.00</b>	<b>6,749.13</b>	<b>(1,938.67)</b>				<b>152,110.69</b>
<b>Jennifer Franke (Age: 58)</b>											
FRAJEN00001A - Accumulation											
38,606.99			(5,567.26)				(521.26)				33,560.99
<b>38,606.99</b>			<b>(5,567.26)</b>				<b>(521.26)</b>				<b>33,560.99</b>
<b>Matthew Franke (Age: 28)</b>											
FRAMAT00001A - Accumulation											
<b>177,427.76</b>	<b>44,994.17</b>		<b>(26,273.05)</b>		<b>6,188.00</b>	<b>6,749.13</b>	<b>(2,459.93)</b>				<b>185,671.68</b>

# 60400 - Bank Accounts

2023 Financial Year

Preparer Kelly Fu

Reviewer Kelly Fu

Status Completed

Account Code	Description	CY Balance	LY Balance	Change
MBL961568292	Macquarie CMA	\$75,335.53	\$6,916.80	989.17%
<b>TOTAL</b>		<b>CY Balance</b>	<b>LY Balance</b>	
		\$75,335.53	\$6,916.80	

## Supporting Documents

- Bank Statement Report [Report](#)
- 60400 - Macquarie SMSF Jendema 30.12.22 - 30.06.23.pdf
- 60400 - Macquarie SMSF Jendema 30.06.22 - 30.12.22.pdf

## External URLs

No External URLs

## Standard Checklist

- Attach Copies of Bank Statements
- Attach copy of Bank Statement Report
- Ensure all Balances match Statement Balances at June 30
- Ensure all Transactions have been entered



# Franke Family Superfund Bank Statement Report

For The Period 01 July 2022 to 30 June 2023

**Chart Code:** 60400 / MBL961568292

**Account Name:** Macquarie CMA

**BSB and Account Number:** 182512 961568292

**Opening Balance** - **Total Debits** + **Total Credits** = **Closing Balance**  
 \$ 6,916.80 \$ 13,082.39 \$ 81,501.12 \$ 75,335.53

**Data Feed Used**

BGL Bank Data Service

Date	Description	Debit \$	Credit \$	Ledger Balance \$	Statement Balance \$	Variance \$
01/07/2022	Opening Balance			6,916.80	6,916.80	
05/07/2022	NAB INTERIM DIV DV231/01042088 DVND 56 [System Matched Income Data]		435.08	7,351.88	7,351.88	
29/07/2022	MACQUARIE CMA INTEREST PAID INTR 73		2.25	7,354.13	7,354.13	
08/08/2022	QUICKSUPER QUICKSPR3270164554 50		1,458.89	8,813.02	8,813.02	
31/08/2022	MACQUARIE CMA INTEREST PAID INTR 73		5.78	8,818.80	8,818.80	
02/09/2022	QUICKSUPER QUICKSPR3289613582 50		1,471.15	10,289.95	10,289.95	
09/09/2022	FNL DIV 001281299447 DVND 56 [System Matched Income Data]		240.63	10,530.58	10,530.58	
29/09/2022	NCM DIV 001282563286 DVND 56 [System Matched Income Data]		314.96	10,845.54	10,845.54	
29/09/2022	FMG DIVIDEND 001284021369 DVND 56 [System Matched Income Data]		1,350.36	12,195.90	12,195.90	
30/09/2022	MACQUARIE CMA INTEREST PAID INTR 73		9.31	12,205.21	12,205.21	
05/10/2022	CSL LTD DIVIDEND AUF22/00992866 DVND 56 [System Matched Income Data]		126.60	12,331.81	12,331.81	
05/10/2022	QUICKSUPER QUICKSPR3314234026 50		1,235.77	13,567.58	13,567.58	
31/10/2022	MACQUARIE CMA INTEREST PAID INTR 73		15.90	13,583.48	13,583.48	
08/11/2022	QUICKSUPER QUICKSPR3341174905 50		1,235.77	14,819.25	14,819.25	
18/11/2022	BPAY TO TAX OFFICE PAYMENTS BP	3,652.00		11,167.25	11,167.25	
30/11/2022	MACQUARIE CMA INTEREST PAID INTR 73		17.24	11,184.49	11,184.49	
06/12/2022	QUICKSUPER QUICKSPR3362031182 50		1,544.70	12,729.19	11,184.49	1,544.70

**Franke Family Superfund**  
**Bank Statement Report**

For The Period 01 July 2022 to 30 June 2023

Date	Description	Debit \$	Credit \$	Ledger Balance \$	Statement Balance \$	Variance \$
22/12/2022	QUICKSUPER QUICKSPR3373863097 50		1,251.21	13,980.40	13,980.40	
28/12/2022	TRANSACT FUNDS TFR TO DW AND JF FRANKE TD	6,188.00		7,792.40		
28/12/2022	TRANSACT FUNDS TFR TO PDK FINANCIAL TD	1,815.00		5,977.40		
28/12/2022	TRANSACT FUNDS TFR TO PDK FINANCIAL TD	825.00		5,152.40		
28/12/2022	BPAY TO TAX OFFICE PAYMENTS BP	602.39		4,550.01	4,550.01	
30/12/2022	MACQUARIE CMA INTEREST PAID INTR 73		18.37	4,568.38	4,568.38	
31/01/2023	MACQUARIE CMA INTEREST PAID INTR 73		8.00	4,576.38	4,576.38	
14/02/2023	SuperChoice P/L PC080223-165493608 50		1,235.76	5,812.14	5,812.14	
28/02/2023	MACQUARIE CMA INTEREST PAID INTR 73		8.12	5,820.26	5,820.26	
07/03/2023	SuperChoice P/L PC010323-153640512 50		1,235.76	7,056.02	7,056.02	
22/03/2023	SDF ITM DIV 001292163900 DVND 56 [System Matched Income Data]		185.10	7,241.12	7,241.12	
29/03/2023	FMG DIVIDEND 001292092508 DVND 56 [System Matched Income Data]		837.00	8,078.12	8,078.12	
30/03/2023	NCM DIV 001291966113 DVND 56 [System Matched Income Data]		563.25	8,641.37		
31/03/2023	MACQUARIE CMA INTEREST PAID INTR 73		12.84	8,654.21	8,654.21	
05/04/2023	CSL LTD DIVIDEND 23AUD/00890187 DVND 56 [System Matched Income Data]		116.74	8,770.95	8,770.95	
13/04/2023	FINCLEAR PTY LTD S 1080 NCM @ 29.64 50		31,945.20	40,716.15		
13/04/2023	SuperChoice P/L PC050423-158661794 50		1,544.70	42,260.85	42,260.85	
28/04/2023	MACQUARIE CMA INTEREST PAID INTR 73		48.20	42,309.05	42,309.05	
09/05/2023	SuperChoice P/L PC030523-193961474 50		1,235.76	43,544.81	43,544.81	
29/05/2023	ATO ATO008000017994356 50		7.27	43,552.08	43,552.08	
31/05/2023	MACQUARIE CMA INTEREST PAID INTR 73		91.64	43,643.72	43,643.72	

**Franke Family Superfund**  
**Bank Statement Report**

For The Period 01 July 2022 to 30 June 2023

Date	Description	Debit \$	Credit \$	Ledger Balance \$	Statement Balance \$	Variance \$
06/06/2023	DW and JF Franke DF Super Contribution 50		5,000.00	48,643.72		
06/06/2023	DW and JF Franke DF Super Contribution 50		20,000.00	68,643.72	68,643.72	
07/06/2023	DW and JF Franke DF Super Contribution 50 [DW and JF Franke DF Super Contribution 50]		5,000.00	73,643.72	73,643.72	
09/06/2023	SuperChoice P/L PC050623-182462719 50		1,544.70	75,188.42	75,188.42	
30/06/2023	MACQUARIE CMA INTEREST PAID INTR 73		147.11	75,335.53	75,188.42	147.11
30/06/2023	CLOSING BALANCE			75,335.53	75,188.42	147.11
		<u>13,082.39</u>	<u>81,501.12</u>			



# Macquarie Cash Management Account

MACQUARIE BANK LIMITED  
ABN 46 008 583 542 AFSL 237502

enquiries 1800 806 310  
transact@macquarie.com  
www.macquarie.com.au

GPO Box 2520  
Sydney, NSW 2001



JENDEMA PTY LTD  
76 LAKESIDE CIRCUIT  
ENCOUNTER BAY SA 5211

1 Shelley Street  
Sydney, NSW 2000

account balance **\$75,335.53**  
as at 30 Jun 23

account name JENDEMA PTY LTD ATF  
FRANKE FAMILY SUPER FUND  
account no. 961568292

transaction	description	debits	credits	balance
30.12.22	OPENING BALANCE			4,568.38
31.01.23	Interest MACQUARIE CMA INTEREST PAID*		8.00	4,576.38
14.02.23	Deposit SuperChoice P/L PC080223-165493608		1,235.76	5,812.14
28.02.23	Interest MACQUARIE CMA INTEREST PAID*		8.12	5,820.26
07.03.23	Deposit SuperChoice P/L PC010323-153640512		1,235.76	7,056.02
22.03.23	Deposit SDF ITM DIV 001292163900		185.10	7,241.12
29.03.23	Deposit FMG DIVIDEND 001292092508		837.00	8,078.12
30.03.23	Deposit NCM DIV 001291966113		563.25	8,641.37
31.03.23	Interest MACQUARIE CMA INTEREST PAID*		12.84	8,654.21
05.04.23	Deposit CSL LTD DIVIDEND 23AUD/00890187		116.74	8,770.95
13.04.23	Deposit FINCLEAR PTY LTD S 1080 NCM @29.64		31,945.20	40,716.15
13.04.23	Deposit SuperChoice P/L PC050423-158661794		1,544.70	42,260.85

## how to make a transaction

online  
Log in to [www.macquarie.com.au/personal](http://www.macquarie.com.au/personal)

by phone  
Call 133 275 to make a phone transaction

transfers from another bank account  
Transfer funds from another bank to this account:  
BSB 182 512  
ACCOUNT NO. 961568292

deposits using BPay  
From another bank



Biller code: 667022  
Ref: 961 568 292

continued on next



## Macquarie Cash Management Account

enquiries 1800 806 310

account name JENDEMA PTY LTD ATF  
FRANKE FAMILY SUPER FUND  
account no. 961568292

transaction	description	debits	credits	balance
28.04.23	Interest	MACQUARIE CMA INTEREST PAID*	48.20	42,309.05
09.05.23	Deposit	SuperChoice P/L PC030523-193961474	1,235.76	43,544.81
29.05.23	Deposit	ATO ATO008000017994356	7.27	43,552.08
31.05.23	Interest	MACQUARIE CMA INTEREST PAID*	91.64	43,643.72
06.06.23	Deposit	DW and JF Franke DF Super Contribution	5,000.00	48,643.72
06.06.23	Deposit	DW and JF Franke DF Super Contribution	20,000.00	68,643.72
07.06.23	Deposit	DW and JF Franke DF Super Contribution	5,000.00	73,643.72
09.06.23	Deposit	SuperChoice P/L PC050623-182462719	1,544.70	75,188.42
30.06.23	Interest	MACQUARIE CMA INTEREST PAID*	147.11	75,335.53
	CLOSING BALANCE AS AT 30 JUN 23	0.00	70,767.15	75,335.53

\* Stepped interest rates for the period 31 December to 21 February: balances \$0.00 to \$4,999.99 earned 2.00% balances \$5,000.00 and above earned 2.00% pa (53 days); 22 February to 21 March: balances \$0.00 to \$4,999.99 earned 2.10% balances \$5,000.00 and above earned 2.10% pa (28 days); 22 March to 18 May: balances \$0.00 to \$4,999.99 earned 2.25% balances \$5,000.00 and above earned 2.25% pa (58 days); 19 May to 22 June: balances \$0.00 to \$4,999.99 earned 2.50% balances \$5,000.00 and above earned 2.50% pa (35 days); 23 June to 30 June: balances \$0.00 to \$4,999.99 earned 2.75% balances \$5,000.00 and above earned 2.75% pa (8 days)

continued on next



## Macquarie Cash Management Account

enquiries 1800 806 310

account name JENDEMA PTY LTD ATF  
FRANKE FAMILY SUPER FUND  
account no. 961568292

Please note the following financial services companies and/or financial advisers have authority on your account.

Name	Authority Type
BGL DATA SERVICES PTY LTD	Enquiry authority
CATT ANTHONY M CATAPULT WEALTH PTY LTD	Enquiry authority

### Authority descriptions

Enquiry authority - you have authorised the third party to have access to information about your account.

Please consider carefully who you appoint as a third party authority on your account as we may follow their instructions as if they were yours. It is important that you understand this risk and carefully consider what level of authority you give to them. For more information on third party authority levels search 'Macquarie Help' in your browser to find our Help Centre.

### annual interest summary 2022/2023

INTEREST PAID	384.76
TOTAL INCOME PAID	384.76



## Macquarie Cash Management Account

enquiries 1800 806 310

account name JENDEMA PTY LTD ATF  
FRANKE FAMILY SUPER FUND  
account no. 961568292

We offer several options that allow you to make payments and view transactions free of charge

- Electronic funds transfers up to \$5,000 a day using online banking.
- Increase your limit to \$100,000 using the Macquarie Authenticator App or nominate an account for unlimited transfers by contacting us.
- BPAY payments (subject to BPAY biller code limits) free of charge via online and mobile banking.
- Make the switch to free online statements by updating your preference online.

### About your account

- Interest is calculated on daily balances and paid monthly. The interest rate is variable and may change at any time without prior notice.
- For more information about your account including fees and charges, mistaken payments or unauthorised transactions, please read the terms and conditions for your product, available at [macquarie.com.au](http://macquarie.com.au) or by contacting us. If you have a complaint about our service, or to find out more about our dispute resolution procedures, please refer to [macquarie.com.au/feedback-and-complaints](http://macquarie.com.au/feedback-and-complaints).

### Protect your account

- Please check each entry on this statement. If you think there is an error or unauthorised transaction, please contact us right away.
- If you have new contact details, please contact us to update them.
- This statement should be kept in a safe place at all times. Please read the Product Information Statement for more details about keeping your account secure.

### Access to and sharing your data

- We may provide access to or share an electronic copy of your data (account details, balance, transaction history and personal information) with other parties at your or your Financial Services Professional's request. This includes people who work with or for your Financial Services Professional such as accountants, consultants, technology platform owner/operators and others, some of whom may not be in Australia.
- Please refer to the current offer document for more information and speak with your Financial Services Professional if you have questions about how your data may be used, disclosed and/or protected.

### Visit our Help Centre

- Here you'll find answers to common questions about your account. For more information, please visit [help.macquarie.com](http://help.macquarie.com)

Download the Macquarie Mobile Banking app

- The Macquarie Mobile Banking app makes managing your money simple and convenient.



*The Apple logo is a trademark of Apple Inc, registered in the U.S. and other countries.  
App Store is a service mark of Apple Inc. Google Logo is a trademark of Google LLC.*



# Macquarie Cash Management Account

MACQUARIE BANK LIMITED  
ABN 46 008 583 542 AFSL 237502

enquiries 1800 806 310  
transact@macquarie.com  
www.macquarie.com.au

GPO Box 2520  
Sydney, NSW 2001



JENDEMA PTY LTD  
76 LAKESIDE CIRCUIT  
ENCOUNTER BAY SA 5211

1 Shelley Street  
Sydney, NSW 2000

account balance **\$4,568.38**  
as at 30 Dec 22

account name JENDEMA PTY LTD ATF  
FRANKE FAMILY SUPER FUND  
account no. 961568292

transaction	description	debits	credits	balance
30.06.22	OPENING BALANCE			6,916.80
05.07.22	Deposit NAB INTERIM DIV DV231/01042088		435.08	7,351.88
29.07.22	Interest MACQUARIE CMA INTEREST PAID*		2.25	7,354.13
08.08.22	Deposit QUICKSUPER QUICKSPR3270164554		1,458.89	8,813.02
31.08.22	Interest MACQUARIE CMA INTEREST PAID*		5.78	8,818.80
02.09.22	Deposit QUICKSUPER QUICKSPR3289613582		1,471.15	10,289.95
09.09.22	Deposit FNL DIV 001281299447		240.63	10,530.58
29.09.22	Deposit NCM DIV 001282563286		314.96	10,845.54
29.09.22	Deposit FMG DIVIDEND 001284021369		1,350.36	12,195.90
30.09.22	Interest MACQUARIE CMA INTEREST PAID*		9.31	12,205.21
05.10.22	Deposit CSL LTD DIVIDEND AUF22/00992866		126.60	12,331.81
05.10.22	Deposit QUICKSUPER QUICKSPR3314234026		1,235.77	13,567.58

## how to make a transaction

online  
Log in to [www.macquarie.com.au/personal](http://www.macquarie.com.au/personal)

by phone  
Call 133 275 to make a phone transaction

transfers from another bank account  
Transfer funds from another bank to this account:  
BSB 182 512  
ACCOUNT NO. 961568292

deposits using BPay  
From another bank



Bill code: 667022  
Ref: 961 568 292

continued on next





## Macquarie Cash Management Account

enquiries 1800 806 310

account name JENDEMA PTY LTD ATF  
FRANKE FAMILY SUPER FUND  
account no. 961568292

transaction	description	debits	credits	balance
31.10.22	Interest	MACQUARIE CMA INTEREST PAID*	15.90	13,583.48
08.11.22	Deposit	QUICKSUPER QUICKSPR3341174905	1,235.77	14,819.25
18.11.22	BPAY	BPAY TO TAX OFFICE PAYMENTS	3,652.00	11,167.25
30.11.22	Interest	MACQUARIE CMA INTEREST PAID*	17.24	11,184.49
06.12.22	Deposit	QUICKSUPER QUICKSPR3362031182	1,544.70	12,729.19
22.12.22	Deposit	QUICKSUPER QUICKSPR3373863097	1,251.21	13,980.40
28.12.22	Funds transfer	TRANSACT FUNDS TFR TO DW AND JF FRANKE	6,188.00	7,792.40
28.12.22	Funds transfer	TRANSACT FUNDS TFR TO PDK FINANCIAL	1,815.00	5,977.40
28.12.22	Funds transfer	TRANSACT FUNDS TFR TO PDK FINANCIAL	825.00	5,152.40
28.12.22	BPAY	BPAY TO TAX OFFICE PAYMENTS	602.39	4,550.01
30.12.22	Interest	MACQUARIE CMA INTEREST PAID*	18.37	4,568.38
	CLOSING BALANCE AS AT 30 DEC 22	13,082.39	10,733.97	4,568.38

\* Stepped interest rates for the period 1 July to 13 July: balances \$0.00 to \$4,999.99 earned 0.25% balances \$5,000.00 and above earned 0.25% pa (13 days); 14 July to 11 August: balances \$0.00 to \$4,999.99 earned 0.50% balances \$5,000.00 and above earned 0.50% pa (29 days); 12 August to 15 September: balances \$0.00 to \$4,999.99 earned 0.90% balances \$5,000.00 and above earned 0.90% pa (35 days); 16 September to 13 October: balances \$0.00 to \$4,999.99 earned 1.25% balances \$5,000.00 and above earned 1.25% pa (28 days); 14 October to 15 November: balances \$0.00 to \$4,999.99 earned 1.50% balances \$5,000.00 and above earned 1.50% pa (33 days); 16 November to 15 December: balances \$0.00 to \$4,999.99 earned 1.75% balances \$5,000.00 and above earned 1.75% pa (30 days); 16 December to 30 December: balances \$0.00 to \$4,999.99 earned 2.00% balances \$5,000.00 and above earned 2.00% pa (15 days)

continued on next



## Macquarie Cash Management Account

enquiries 1800 806 310

account name JENDEMA PTY LTD ATF  
FRANKE FAMILY SUPER FUND  
account no. 961568292

Please note the following financial services companies and/or financial advisers have authority on your account.

Name	Authority Type
BGL DATA SERVICES PTY LTD	Enquiry authority
CATT ANTHONY M CATAPULT WEALTH PTY LTD	Enquiry authority

### Authority descriptions

Enquiry authority - you have authorised the third party to have access to information about your account.

Please consider carefully who you appoint as a third party authority on your account as we may follow their instructions as if they were yours. It is important that you understand this risk and carefully consider what level of authority you give to them. For more information on third party authority levels search 'Macquarie Help' in your browser to find our Help Centre.



## Macquarie Cash Management Account

enquiries 1800 806 310

account name JENDEMA PTY LTD ATF  
FRANKE FAMILY SUPER FUND  
account no. 961568292

We offer several options that allow you to make payments and view transactions free of charge

- Electronic funds transfers up to \$5,000 a day using online banking.
- Increase your limit to \$100,000 using the Macquarie Authenticator App or nominate an account for unlimited transfers by contacting us.
- BPAY payments (subject to BPAY biller code limits) free of charge via online and mobile banking.
- Make the switch to free online statements by updating your preference online.

### About your account

- Interest is calculated on daily balances and paid monthly. The interest rate is variable and may change at any time without prior notice.
- For more information about your account including fees and charges, mistaken payments or unauthorised transactions, please read the terms and conditions for your product, available at [macquarie.com.au](http://macquarie.com.au) or by contacting us. If you have a complaint about our service, or to find out more about our dispute resolution procedures, please refer to [macquarie.com.au/feedback-and-complaints](http://macquarie.com.au/feedback-and-complaints).
- We've noticed that some applications may not have been opened with the desired entity type - for example, a trust account was intended to be opened but an individually held account was opened instead. Please check that your account name and structure is correct and contact us right away if you think there is an error.

### Protect your account

- Please check each entry on this statement. If you think there is an error or unauthorised transaction, please contact us right away.
- If you have new contact details, please contact us to update them.
- This statement should be kept in a safe place at all times. Please read the Product Information Statement for more details about keeping your account secure.

### Access to and sharing your data

- We may provide access to or share an electronic copy of your data (account details, balance, transaction history and personal information) with other parties at your or your Financial Services Professional's request. This includes people who work with or for your Financial Services Professional such as accountants, consultants, technology platform owner/operators and others, some of whom may not be in Australia.
- Please refer to the current offer document for more information and speak with your Financial Services Professional if you have questions about how your data may be used, disclosed and/or protected.

### Visit our Help Centre

- Here you'll find answers to common questions about your account. For more information, please visit [help.macquarie.com](http://help.macquarie.com)

Download the Macquarie Mobile Banking app

- The Macquarie Mobile Banking app makes managing your money simple and convenient.



*The Apple logo is a trademark of Apple Inc, registered in the U.S. and other countries.  
App Store is a service mark of Apple Inc. Google Logo is a trademark of Google LLC.*

# 77600 - Shares in Listed Companies (Australian)

2023 Financial Year

Preparer Kelly Fu

Reviewer Kelly Fu

Status Completed

Account Code	Description	CY Units	CY Balance	LY Units	LY Balance	Change
APX.AX	Appen Limited	656.000000	\$1,567.84	656.000000	\$3,680.16	(57.4)%
BFC.AX	Beston Global Food Company Limited	438007.000000	\$3,942.06	438007.000000	\$34,602.55	(88.61)%
BYE.AX	Byron Energy Limited	75000.000000	\$5,250.00	75000.000000	\$12,750.00	(58.82)%
CAN.AX	Cann Group Limited	4854.000000	\$582.48	4854.000000	\$1,334.85	(56.36)%
CSL.AX	CSL Limited	72.000000	\$19,971.36	72.000000	\$19,372.32	3.09%
FMG.AX	Fortescue Metals Group Ltd	1116.000000	\$24,752.88	1116.000000	\$19,563.48	26.53%
LYC.AX	Lynas Rare Earths Limited	1585.000000	\$10,857.25	1585.000000	\$13,837.05	(21.53)%
NCM.AX	Newcrest Mining Limited	0.000000	\$0.00	1080.000000	\$22,561.20	100%
OEL.AX	Otto Energy Limited	100000.000000	\$1,500.00	100000.000000	\$1,300.00	15.38%
SDF.AX	Steadfast Group Limited	3085.000000	\$18,510.00	3085.000000	\$15,486.70	19.52%
VUL.AX	Vulcan Energy Resources Limited	3264.000000	\$13,676.16	3264.000000	\$17,690.88	(22.69)%
	<b>TOTAL</b>	<b>CY Units</b>	<b>CY Balance</b>	<b>LY Units</b>	<b>LY Balance</b>	
		627639.000000	\$100,610.03	628719.000000	\$162,179.19	

## Supporting Documents

- Investment Movement Report Report
- Balance Review Report Report
- 77600 - IPS portfolio report 2023.pdf

## External URLs

No External URLs

## Standard Checklist

- Attach Balance Review Report
- Attach copies of HIN/SRN or Chess Statements, Broker Statements, Contract Notes Corporate Action documentation and any other relevant Source Documentation
- Attach Investment Movement Report
- Ensure all Investments are valued correctly at June 30
- Ensure the investment is in accordance with the Fund's investment strategy

# Franke Family Superfund

## Balance Review Report

As at 30 June 2023

Investment Code	Investment Name	Holding Reference	Third Party Data			BGL Ledger Balance	Registered Name
			Data Feed Provider	Balance Date	Balance Amount		
<b>60400</b>	<b>Bank Accounts</b>						
MBL961568292	Macquarie CMA	182512961568292	BGL Bank Data Service	30/06/2023	\$ 75,188.42	\$ 75,335.53	
<b>77600</b>	<b>Shares in Listed Companies (Australian)</b>						
APX.AX	Appen Limited				Setup	656.0000	
BFC.AX	Beston Global Food Company Limited				Setup	438,007.0000	
BYE.AX	Byron Energy Limited				Setup	75,000.0000	
CAN.AX	Cann Group Limited				Setup	4,854.0000	
CSL.AX	CSL Limited				Setup	72.0000	
FMG.AX	Fortescue Metals Group Ltd				Setup	1,116.0000	
LYC.AX	Lynas Rare Earths Limited				Setup	1,585.0000	
OEL.AX	Otto Energy Limited				Setup	100,000.0000	
SDF.AX	Steadfast Group Limited				Setup	3,085.0000	
VUL.AX	Vulcan Energy Resources Limited				Verify	3,264.0000	



**Franke Family Superfund**  
**Investment Movement Report**

As at 30 June 2023

Investment	Opening Balance		Additions		Disposals			Closing Balance		Market Value
	Units	Cost	Units	Cost	Units	Cost	Accounting Profit/(Loss)	Units	Cost	
	3,085.00	14,997.40						3,085.00	14,997.40	18,510.00
VUL.AX - Vulcan Energy Resources Limited	3,264.00	39,995.19						3,264.00	39,995.19	13,676.16
		<b>247,626.10</b>				<b>(29,971.20)</b>	<b>1,974.00</b>		<b>217,654.90</b>	<b>100,610.03</b>
		<b>254,542.90</b>		<b>81,501.12</b>		<b>(43,053.59)</b>	<b>1,974.00</b>		<b>292,990.43</b>	<b>175,945.56</b>



# Portfolio Valuation

Portfolio: Franke Family Super Fund  
As At: 30 Jun 2023

Product	Quantity	Unit Cost	Net Cost	Unit Value	Market Value	% Market Value	Gain/Loss
<b>FRANKE FAMILY SUPER FUND</b>							
<b>102541 (Lonsec)</b>							
Appen Limited (APX)	656.00	\$22.7300	\$14,910.88	\$2.3900	\$1,567.84	0.89%	\$(13,343.04)
Beston Global Food Company Limited (BFC)	438,007.00	\$0.1042	\$45,629.32	\$0.0090	\$3,942.06	2.24%	\$(41,687.26)
Byron Energy Limited (BYE)	75,000.00	\$0.4113	\$30,846.80	\$0.0700	\$5,250.00	2.98%	\$(25,596.80)
Cann Group Limited (CAN)	4,854.00	\$2.0213	\$9,811.34	\$0.1200	\$582.48	0.33%	\$(9,228.86)
CSL Limited (CSL)	72.00	\$274.7600	\$19,782.72	\$277.3800	\$19,971.36	11.35%	\$188.64
Fortescue Ltd (FMG)	1,116.00	\$17.8600	\$19,931.76	\$22.1800	\$24,752.88	14.07%	\$4,821.12
Lynas Rare Earths Limited (LYC)	1,585.00	\$9.4155	\$14,923.49	\$6.8500	\$10,857.25	6.17%	\$(4,066.24)
Otto Energy Limited (OEL)	100,000.00	\$0.0610	\$6,100.00	\$0.0150	\$1,500.00	0.85%	\$(4,600.00)
Steadfast Group Limited (SDF)	3,085.00	\$4.8400	\$14,931.40	\$6.0000	\$18,510.00	10.52%	\$3,578.60
Vulcan Energy Resources Limited (VUL)	3,264.00	\$12.2130	\$39,863.19	\$4.1900	\$13,676.16	7.77%	\$(26,187.03)
<b>Total for 102541 (Lonsec):</b>			\$216,730.90		\$100,610.03	57.18%	\$(116,120.87)
<b>961568292 (Macquarie CMA)</b>							
Macquarie Cash Management Account (MBLCCMH)	75,335.53	\$1.0000	\$75,335.53	\$1.0000	\$75,335.53	42.82%	\$0.00
<b>Total for 961568292 (Macquarie CMA):</b>			\$75,335.53		\$75,335.53	42.82%	\$0.00
<b>Total for FRANKE FAMILY SUPER FUND:</b>			\$292,066.43		\$175,945.56	100.00%	\$(116,120.87)
<b>Grand Total:</b>			\$292,066.43		\$175,945.56	100.00%	\$(116,120.87)

This report is current as at date of preparation. Please note that report is based on information provided by third parties. Whilst every reasonable effort has been made to ensure its accuracy, we cannot guarantee its accuracy nor accept any liability for any errors or omissions.

# 85000 - Income Tax Payable/Refundable

2023 Financial Year

Preparer Kelly Fu

Reviewer Kelly Fu

Status Completed

Account Code	Description	CY Balance	LY Balance	Change
85000	Income Tax Payable/Refundable	(\$1,765.84)	(\$343.39)	414.24%
<b>TOTAL</b>		<b>CY Balance</b>	<b>LY Balance</b>	
		(\$1,765.84)	(\$343.39)	

## Supporting Documents

- Statement of Taxable Income [Report](#)
- Tax Reconciliation Report [Report](#)
- 85000 - ATO ITA 2023.pdf
- 85000 - Total PAYGI 2023.pdf

## External URLs

No External URLs

## Standard Checklist

- ~~Attach Actuarial Certificate (if applicable)~~
- ~~Attach any other Tax reconciliations~~
- ~~Attach copy of Exempt Pension Reconciliation (if applicable)~~
- ~~Attach copy of Non-Deductible Expense Reconciliation (if applicable)~~
- Attach copy of Statement of Taxable Income
- Attach copy of Tax Reconciliation Report
- Confirm Transactions in ATO Portal

**Franke Family Superfund**  
**Statement of Taxable Income**

For the year ended 30 June 2023

---

	<b>2023</b>
	<b>\$</b>
Benefits accrued as a result of operations	10,844.96
<b>Less</b>	
Realised Accounting Capital Gains	1,974.00
	<u>1,974.00</u>
<b>Add</b>	
Decrease in MV of investments	31,597.96
Pension Payments	6,188.00
Franking Credits	1,688.16
Net Capital Gains	1,316.00
	<u>40,790.12</u>
SMSF Annual Return Rounding	(1.08)
	<u>49,660.00</u>
<b>Taxable Income or Loss</b>	<b>49,660.00</b>
Income Tax on Taxable Income or Loss	7,449.00
<b>Less</b>	
Franking Credits	1,688.16
	<u>5,760.84</u>
<b>CURRENT TAX OR REFUND</b>	<b>5,760.84</b>
Supervisory Levy	259.00
Income Tax Instalments Raised	(3,995.00)
	<u>2,024.84</u>
<b>AMOUNT DUE OR REFUNDABLE</b>	<b>2,024.84</b>

---

# Franke Family Superfund

## Tax Reconciliation Report

For the year ended 30 June 2023

Tax Return Label	Date	Account Code	Account Name	Amount \$
<b>A - Net capital gain</b>				
				1,316.00
<b>Sub-Total</b>				<b>1,316.00</b>
<b>Ignore Cents</b>				<b>0.00</b>
<b>Total</b>				<b>1,316.00</b>
<b>C - Income - Gross interest</b>				
	29/05/2023	25100	Interest Received ATO General Interest Charge	7.27
	29/07/2022	25000/MBL961568292	Macquarie CMA	2.25
	31/08/2022	25000/MBL961568292	Macquarie CMA	5.78
	30/09/2022	25000/MBL961568292	Macquarie CMA	9.31
	31/10/2022	25000/MBL961568292	Macquarie CMA	15.90
	30/11/2022	25000/MBL961568292	Macquarie CMA	17.24
	30/12/2022	25000/MBL961568292	Macquarie CMA	18.37
	31/01/2023	25000/MBL961568292	Macquarie CMA	8.00
	28/02/2023	25000/MBL961568292	Macquarie CMA	8.12
	31/03/2023	25000/MBL961568292	Macquarie CMA	12.84
	28/04/2023	25000/MBL961568292	Macquarie CMA	48.20
	31/05/2023	25000/MBL961568292	Macquarie CMA	91.64
	30/06/2023	25000/MBL961568292	Macquarie CMA	147.11
<b>Sub-Total</b>				<b>392.03</b>
<b>Ignore Cents</b>				<b>0.03</b>
<b>Total</b>				<b>392.00</b>
<b>J - Unfranked dividend amount</b>				
	05/10/2022	23900/CSL.AX	CSL Limited	113.94
	05/04/2023	23900/CSL.AX	CSL Limited	116.74
<b>Sub-Total</b>				<b>230.68</b>
<b>Ignore Cents</b>				<b>0.68</b>
<b>Total</b>				<b>230.00</b>
<b>K - Franked dividend amount</b>				
	05/07/2022	23900/NAB.AX	National Australia Bank Limited	435.08
	09/09/2022	23900/SDF.AX	Steadfast Group Limited	240.63
	29/09/2022	23900/NCM.AX	Newcrest Mining Limited	314.96
	29/09/2022	23900/FMG.AX	Fortescue Metals Group Ltd	1,350.36
	05/10/2022	23900/CSL.AX	CSL Limited	12.66
	22/03/2023	23900/SDF.AX	Steadfast Group Limited	185.10
	29/03/2023	23900/FMG.AX	Fortescue Metals Group Ltd	837.00
	30/03/2023	23900/NCM.AX	Newcrest Mining Limited	563.25
<b>Sub-Total</b>				<b>3,939.04</b>
<b>Ignore Cents</b>				<b>0.04</b>
<b>Total</b>				<b>3,939.00</b>
<b>L - Income - Dividend franking credit</b>				
	05/07/2022	23900/NAB.AX	National Australia Bank Limited	186.46

# Franke Family Superfund Tax Reconciliation Report

For the year ended 30 June 2023

Tax Return Label	Date	Account Code	Account Name	Amount \$
<b>L - Income - Dividend franking credit</b>				
	09/09/2022	23900/SDF.AX	Steadfast Group Limited	103.13
	29/09/2022	23900/NCM.AX	Newcrest Mining Limited	134.98
	29/09/2022	23900/FMG.AX	Fortescue Metals Group Ltd	578.73
	05/10/2022	23900/CSL.AX	CSL Limited	5.43
	22/03/2023	23900/SDF.AX	Steadfast Group Limited	79.33
	29/03/2023	23900/FMG.AX	Fortescue Metals Group Ltd	358.71
	30/03/2023	23900/NCM.AX	Newcrest Mining Limited	241.39
<b>Sub-Total</b>				<b>1,688.16</b>
<b>Ignore Cents</b>				<b>0.16</b>
<b>Total</b>				<b>1,688.00</b>
<b>R1 - Assessable employer contributions</b>				
	08/08/2022	24200/FRADEA00002A	(Contributions) Franke, Dean - Accumulation (Accumulation)	1,458.89
	02/09/2022	24200/FRADEA00002A	(Contributions) Franke, Dean - Accumulation (Accumulation)	1,471.15
	05/10/2022	24200/FRADEA00002A	(Contributions) Franke, Dean - Accumulation (Accumulation)	1,235.77
	08/11/2022	24200/FRADEA00002A	(Contributions) Franke, Dean - Accumulation (Accumulation)	1,235.77
	06/12/2022	24200/FRADEA00002A	(Contributions) Franke, Dean - Accumulation (Accumulation)	1,544.70
	22/12/2022	24200/FRADEA00002A	(Contributions) Franke, Dean - Accumulation (Accumulation)	1,251.21
	14/02/2023	24200/FRADEA00002A	(Contributions) Franke, Dean - Accumulation (Accumulation)	1,235.76
	07/03/2023	24200/FRADEA00002A	(Contributions) Franke, Dean - Accumulation (Accumulation)	1,235.76
	13/04/2023	24200/FRADEA00002A	(Contributions) Franke, Dean - Accumulation (Accumulation)	1,544.70
	09/05/2023	24200/FRADEA00002A	(Contributions) Franke, Dean - Accumulation (Accumulation)	1,235.76
	09/06/2023	24200/FRADEA00002A	(Contributions) Franke, Dean - Accumulation (Accumulation)	1,544.70
<b>Sub-Total</b>				<b>14,994.17</b>
<b>Ignore Cents</b>				<b>0.17</b>
<b>Total</b>				<b>14,994.00</b>
<b>R2 - Assessable personal contributions</b>				
	06/06/2023	24200/FRADEA00002A	(Contributions) Franke, Dean - Accumulation (Accumulation)	5,000.00
	06/06/2023	24200/FRADEA00002A	(Contributions) Franke, Dean - Accumulation (Accumulation)	20,000.00
	07/06/2023	24200/FRADEA00002A	(Contributions) Franke, Dean - Accumulation (Accumulation)	5,000.00
<b>Sub-Total</b>				<b>30,000.00</b>
<b>Ignore Cents</b>				<b>0.00</b>
<b>Total</b>				<b>30,000.00</b>
<b>R - Assessable contributions (R1 plus R2 plus R3 less R6)</b>				
			Assessable employer contributions	14,994.17
			Assessable personal contributions	30,000.00

# Franke Family Superfund

## Tax Reconciliation Report

For the year ended 30 June 2023

Tax Return Label	Date	Account Code	Account Name	Amount \$
<b>R - Assessable contributions (R1 plus R2 plus R3 less R6)</b>				
Sub-Total				44,994.17
Ignore Cents				0.17
Total				44,994.00
<b>W - GROSS INCOME (Sum of labels A to U)</b>				
				52,559.00
Sub-Total				52,559.00
Ignore Cents				0.00
Total				52,559.00
<b>V - TOTAL ASSESSABLE INCOME (W less Y)</b>				
				52,559.00
Sub-Total				52,559.00
Ignore Cents				0.00
Total				52,559.00
<b>H1 - Expenses - SMSF auditor fee</b>				
	28/12/2022	30700	Auditor's Remuneration	825.00
Sub-Total				825.00
Ignore Cents				0.00
Total				825.00
<b>J1 - Expenses - Management and administration expenses</b>				
	28/12/2022	30100	Accountancy Fees	1,815.00
	28/12/2022	30400	ATO Supervisory Levy	259.00
Sub-Total				2,074.00
Ignore Cents				0.00
Total				2,074.00
<b>L2 - Expenses - Other amounts (Non-deductible)</b>				
	28/12/2022	85000	Income Tax Payable/Refundable	343.39
Sub-Total				343.39
Ignore Cents				0.39
Total				343.00
<b>N - TOTAL DEDUCTIONS</b>				
				2,899.00
Sub-Total				2,899.00
Ignore Cents				0.00
Total				2,899.00
<b>Y - TOTAL NON DEDUCTIBLE EXPENSES</b>				
				343.00
Sub-Total				343.00
Ignore Cents				0.00
Total				343.00

# Franke Family Superfund

## Tax Reconciliation Report

For the year ended 30 June 2023

Tax Return Label	Date	Account Code	Account Name	Amount \$
<b>O - TAXABLE INCOME OR LOSS</b>				
				49,660.00
<b>Sub-Total</b>				<b>49,660.00</b>
<b>Ignore Cents</b>				<b>0.00</b>
<b>Total</b>				<b>49,660.00</b>
<b>Z - TOTAL SMSF EXPENSES</b>				
				3,242.00
<b>Sub-Total</b>				<b>3,242.00</b>
<b>Ignore Cents</b>				<b>0.00</b>
<b>Total</b>				<b>3,242.00</b>
<b>A - Taxable income</b>				
				49,660.00
<b>Sub-Total</b>				<b>49,660.00</b>
<b>Ignore Cents</b>				<b>0.00</b>
<b>Total</b>				<b>49,660.00</b>
<b>T1 - Tax on taxable income</b>				
				7,449.00
<b>Sub-Total</b>				<b>7,449.00</b>
<b>Ignore Cents</b>				<b>0.00</b>
<b>Total</b>				<b>7,449.00</b>
<b>B - Gross Tax</b>				
				7,449.00
<b>Sub-Total</b>				<b>7,449.00</b>
<b>Ignore Cents</b>				<b>0.00</b>
<b>Total</b>				<b>7,449.00</b>
<b>T2 - SUBTOTAL</b>				
				7,449.00
<b>Sub-Total</b>				<b>7,449.00</b>
<b>Ignore Cents</b>				<b>0.00</b>
<b>Total</b>				<b>7,449.00</b>
<b>T3 - SUBTOTAL 2</b>				
				7,449.00
<b>Sub-Total</b>				<b>7,449.00</b>
<b>Ignore Cents</b>				<b>0.00</b>
<b>Total</b>				<b>7,449.00</b>
<b>E1 - Complying fund's franking credits tax offset</b>				
	05/07/2022	23900/NAB.AX	National Australia Bank Limited	186.46
	09/09/2022	23900/SDF.AX	Steadfast Group Limited	103.13
	29/09/2022	23900/NCM.AX	Newcrest Mining Limited	134.98
	29/09/2022	23900/FMG.AX	Fortescue Metals Group Ltd	578.73
	05/10/2022	23900/CSL.AX	CSL Limited	5.43

# Franke Family Superfund

## Tax Reconciliation Report

For the year ended 30 June 2023

Tax Return Label	Date	Account Code	Account Name	Amount \$
<b>E1 - Complying fund's franking credits tax offset</b>				
	22/03/2023	23900/SDF.AX	Steadfast Group Limited	79.33
	29/03/2023	23900/FMG.AX	Fortescue Metals Group Ltd	358.71
	30/03/2023	23900/NCM.AX	Newcrest Mining Limited	241.39
<b>Sub-Total</b>				<b>1,688.16</b>
<b>Ignore Cents</b>				<b>0.00</b>
<b>Total</b>				<b>1,688.16</b>
<b>E - Refundable tax offsets</b>				
				1,688.16
<b>Sub-Total</b>				<b>1,688.16</b>
<b>Ignore Cents</b>				<b>0.00</b>
<b>Total</b>				<b>1,688.16</b>
<b>T5 - TAX PAYABLE</b>				
				5,760.84
<b>Sub-Total</b>				<b>5,760.84</b>
<b>Ignore Cents</b>				<b>0.00</b>
<b>Total</b>				<b>5,760.84</b>
<b>K - PAYG instalments raised</b>				
	30/06/2023	85000	Income Tax Payable/Refundable	3,995.00
<b>Sub-Total</b>				<b>3,995.00</b>
<b>Ignore Cents</b>				<b>0.00</b>
<b>Total</b>				<b>3,995.00</b>
<b>L - Supervisory levy</b>				
				259.00
<b>Sub-Total</b>				<b>259.00</b>
<b>Ignore Cents</b>				<b>0.00</b>
<b>Total</b>				<b>259.00</b>
<b>S - AMOUNT DUE OR REFUNDABLE</b>				
				2,024.84
<b>Sub-Total</b>				<b>2,024.84</b>
<b>Ignore Cents</b>				<b>0.00</b>
<b>Total</b>				<b>2,024.84</b>





**Australian Government**  
**Australian Taxation Office**

**Agent** PDK FINANCIAL SYNERGY PTY LTD  
**Client** THE TRUSTEE FOR FRANKE FAMILY SUPERFUND  
**ABN** 83 429 583 589  
**TFN** 925 299 041

## Activity statement 001

---

### Tax type summary

---

**Income tax year** 2023  
**Period** 01 July 2022 - 30 June 2023  
**Type** Pay as you go Instalments  
**Balance** \$3,995.00 DR

### Transactions

---

Processed date	Effective date	Description	Debit (DR)	Credit (CR)	Balance
29/10/2023	23/10/2023	Original Activity Statement for the period ending 30 Jun 23 - PAYG Instalments	\$3,995.00		\$3,995.00 DR

---



**Australian Government**  
**Australian Taxation Office**

**Agent** PDK FINANCIAL SYNERGY PTY LTD  
**Client** THE TRUSTEE FOR FRANKE FAMILY SUPERFUND  
**ABN** 83 429 583 589  
**TFN** 925 299 041

## Income tax 551

<b>Date generated</b>	07 February 2024
<b>Overdue</b>	\$0.00
<b>Not yet due</b>	\$0.00
<b>Balance</b>	\$0.00

## Transactions

4 results found - from **01 July 2022** to **07 February 2024** sorted by **processed date** ordered **newest to oldest**

Processed date	Effective date	Description	Debit (DR)	Credit (CR)	Balance
24 May 2023	29 May 2023	EFT refund for Income Tax for the period from 01 Jul 21 to 30 Jun 22	\$7.27		\$0.00
17 May 2023	15 May 2023	Interest for early payment of Income Tax		\$7.27	\$7.27 CR
10 Jan 2023	15 May 2023	Tax return Self Man Superfund - Income Tax for the period from 01 Jul 21 to 30 Jun 22	\$602.39		\$0.00
3 Jan 2023	28 Dec 2022	Payment received		\$602.39	\$602.39 CR

# 86000 - PAYG Payable

2023 Financial Year

Preparer Kelly Fu

Reviewer Kelly Fu

Status Completed

Account Code	Description	CY Balance	LY Balance	Change
86000	PAYG Payable	(\$3,995.00)	(\$3,652.00)	9.39%
<b>TOTAL</b>		<b>CY Balance</b>	<b>LY Balance</b>	
		(\$3,995.00)	(\$3,652.00)	

## Supporting Documents

- 86000 - ATO ICA 2023.pdf

## External URLs

No External URLs

## Standard Checklist

- Attach copy of PAYG Payment Summary
- Confirm Transactions in ATO Portal



**Australian Government**  
**Australian Taxation Office**

**Agent** PDK FINANCIAL SYNERGY PTY LTD  
**Client** THE TRUSTEE FOR FRANKE FAMILY SUPERFUND  
**ABN** 83 429 583 589  
**TFN** 925 299 041

## Activity statement 001

<b>Date generated</b>	07 February 2024
<b>Overdue</b>	\$0.00
<b>Not yet due</b>	\$0.00
<b>Balance</b>	\$0.00

## Transactions

8 results found - from **01 July 2022** to **07 February 2024** sorted by **processed date** ordered **newest to oldest**

Processed date	Effective date	Description	Debit (DR)	Credit (CR)	Balance
27 Nov 2023	27 Nov 2023	General interest charge			\$0.00
27 Nov 2023	24 Nov 2023	Payment received		\$3,995.00	\$0.00
1 Nov 2023	1 Nov 2023	General interest charge			\$3,995.00 DR
29 Oct 2023	23 Oct 2023	Original Activity Statement for the period ending 30 Jun 23 - PAYG Instalments	\$3,995.00		\$3,995.00 DR
21 Nov 2022	21 Nov 2022	General interest charge			\$0.00
21 Nov 2022	18 Nov 2022	Payment received		\$3,652.00	\$0.00
1 Nov 2022	1 Nov 2022	General interest charge			\$3,652.00 DR
23 Oct 2022	21 Oct 2022	Original Activity Statement for the period ending 30 Jun 22 - PAYG Instalments	\$3,652.00		\$3,652.00 DR

# 89000 - Deferred Tax Liability/Asset

2023 Financial Year

Preparer Kelly Fu

Reviewer Kelly Fu

Status Completed

Account Code	Description	CY Balance	LY Balance	Change
89000	Deferred Tax Liability/Asset	\$15,486.96	\$12,327.16	25.63%
<b>TOTAL</b>		<b>CY Balance</b>	<b>LY Balance</b>	
		\$15,486.96	\$12,327.16	

## Supporting Documents

○ Deferred Tax Reconciliation Report [Report](#)

## External URLs

No External URLs

## Standard Checklist

Attach copy of Deferred Tax Reconciliation Report

**Franke Family Superfund****Deferred Tax Reconciliation**

For The Period 01 July 2022 - 30 June 2023

Investment Code	Investment Name	Revaluation/Tax Deferred	Permanent Difference (Non-Assessable)	Temporary Difference (Assessable)	Temporary Difference (Accumulation Portion)
<b>Revaluations</b>					
CSL.AX	CSL Limited	599.04	199.68	399.36	399.36
NCM.AX	Newcrest Mining Limited	7,410.00	2,470.00	4,940.00	4,940.00
SDF.AX	Steadfast Group Limited	3,023.30	1,007.78	2,015.52	2,015.52
BYE.AX	Byron Energy Limited	(7,500.00)	(2,500.00)	(5,000.00)	(5,000.00)
OEL.AX	Otto Energy Limited	200.00	66.66	133.34	133.34
FMG.AX	Fortescue Metals Group Ltd	5,189.40	1,729.80	3,459.60	3,459.60
APX.AX	Appen Limited	(2,112.32)	(704.11)	(1,408.21)	(1,408.21)
CAN.AX	Cann Group Limited	(752.37)	(250.79)	(501.58)	(501.58)
VUL.AX	Vulcan Energy Resources Limited	(4,014.72)	(1,338.24)	(2,676.48)	(2,676.48)
LYC.AX	Lynas Rare Earths Limited	(2,979.80)	(993.26)	(1,986.54)	(1,986.54)
BFC.AX	Beston Global Food Company Limited	(30,660.49)	(10,220.17)	(20,440.32)	(20,440.32)
		(31,597.96)	(10,532.65)	(21,065.31)	(21,065.31)
<b>Total</b>		(31,597.96)	(10,532.65)	(21,065.31)	(21,065.31)

**Deferred Tax Liability (Asset) Summary**

<b>Opening Balance</b>	(12,327.16)
Current Year Transactions	(3,159.80)
Total Capital Losses	0.00
Total Tax Losses	0.00
Deferred Tax WriteBacks/Adjustment	0.00
Capital Loss carried forward recouped	0.00
Tax Loss carried forward recouped	0.00
<b>Closing Balance</b>	<hr/> <b>(15,486.96)</b> <hr/>

# A - Financial Statements

2023 Financial Year

---

**Preparer** Kelly Fu

**Reviewer** Kelly Fu

**Status** N/A - Not Applicable

## Supporting Documents

No supporting documents

## External URLs

No External URLs

## Standard Checklist

- Attach copy of Financial Statements
- Attach copy of SMSF Annual Return



## B - Permanent Documents

2023 Financial Year

---

**Preparer** Kelly Fu

**Reviewer** Kelly Fu

**Status** N/A - Not Applicable

### Supporting Documents

- Fund Summary Report Report

### External URLs

No External URLs

### Standard Checklist

- Attach latest copy of ASIC annual company statement (if corporate trustee)
- Ensure latest copies of ATO Trustee Declarations and ATO confirmation that the fund is a regulated fund is attached.
- Ensure latest copies of trustee consents, member consents and registers are attached
- Ensure latest copy of trust deed (including amendments) are attached
- Use [Australian Business Register](#) to ensure details are correct
- Use [Super Fund Lookup](#) to check the eligibility to receive rollovers and contributions

# Franke Family Superfund Fund Summary Report

As at 30 June 2023

## Fund Details

Date Formed: 06/04/2011

Tax File Number: Provided

ABN: 83429583589

Period: 01/07/2022 - 30/06/2023

Fund Type: SMSF

GST Registered: No

## Postal Address:

76 Lakeside Circuit  
Encounter Bay, South Australia 5211

## Physical Address:

76 Lakeside Circuit  
Encounter Bay, South Australia 5211

## Members

Number of Members: 3

Name	Age	Member Accounts	Pension Accounts	Tax File Number	Beneficiary Details
Franke, Dean	63	2	1	Provided	Not Provided
Franke, Jennifer	58	1	0	Provided	Not Provided
Franke, Matthew	28	1	0	Provided	Not Provided

## Fund Relationships

Relationship Type	Contact
Auditor	Boys, Anthony William
Fund Contact	Franke, Dean
Tax Agent	PDK Financial Synergy Pty Ltd
Trustee	Jendema Pty Ltd Franke, Dean Franke, Jennifer Franke, Matthew

## C - Other Documents

2023 Financial Year

---

**Preparer** Kelly Fu

**Reviewer** Kelly Fu

**Status** N/A - Not Applicable

### Supporting Documents

No supporting documents

### External URLs

No External URLs

### Standard Checklist

- Attach copy of any SOAs issued during the Financial Year
- Attach copy of Investment Strategy
- Attach signed Engagement Letter
- Attach signed Trustee Representation Letter
- Attach Trustee Minutes prepared during the year

# D - Pension Documentation

2023 Financial Year

---

**Preparer** Kelly Fu

**Reviewer** Kelly Fu

**Status** N/A - Not Applicable

## Supporting Documents

- Pension Summary Report Report
- Transfer Balance Account Summary Report

## External URLs

No External URLs

## Standard Checklist

- Attach Actuarial Certificate
- Attach documentation supporting any pensions commenced during the financial year
- Attach documentation supporting any pensions commuted during the financial year
- Ensure correct Transfer Balance Account Reports have been lodged with the ATO

**Franke Family Superfund**

**Pension Summary**

As at 30 June 2023

**Member Name :** Franke, Dean

**Member Age :** 62\* (Date of Birth : Provided)

Member Code	Pension Type	Pension Start Date	Tax Free	Min / PF	Minimum	Maximum	Gross Pension Payments	PAYG	Net Pension Payment	Amount to reach Minimum
FRADEA 00001P	Transition to Retirement Pension	01/07/2015	26.74%	2.00%	\$1,240.00*	\$6,188.29	\$6,188.00	\$0.00	\$6,188.00	NIL

\*COVID-19 50% reduction has been applied to the minimum pension amount.

					<b>\$1,240.00</b>	<b>\$6,188.29</b>	<b>\$6,188.00</b>	<b>\$0.00</b>	<b>\$6,188.00</b>	<b>\$0.00</b>
--	--	--	--	--	-------------------	-------------------	-------------------	---------------	-------------------	---------------

**Total :**

					<b>\$1,240.00</b>	<b>\$6,188.29</b>	<b>\$6,188.00</b>	<b>\$0.00</b>	<b>\$6,188.00</b>	<b>\$0.00</b>
--	--	--	--	--	-------------------	-------------------	-------------------	---------------	-------------------	---------------

\*Age as at 01/07/2022 or pension start date for new pensions.

**Franke Family Superfund**

# **Transfer Balance Account Summary**

For The Period 01 July 2022 - 30 June 2023

---

<b>Member</b>	<b>Pension Type</b>	<b>Date</b>	<b>Lodgment Date</b>	<b>Transaction Type</b>	<b>Event Type</b>	<b>Debit</b>	<b>Credit</b>	<b>Balance</b>	<b>Cap Limit</b>	<b>Remaining Cap</b>
---------------	---------------------	-------------	--------------------------	-------------------------	-----------------------	--------------	---------------	----------------	------------------	----------------------

---

Dean Franke

Jennifer Franke

Matthew Franke

# E - Estate Planning

2023 Financial Year

---

**Preparer** Kelly Fu

**Reviewer** Kelly Fu

**Status** N/A - Not Applicable

## Supporting Documents

No supporting documents

## External URLs

No External URLs

## Standard Checklist

- Attach Death Benefit Nominations (if applicable)
- Attach Life Insurance Policies (if applicable)
- Attach Reversionary Pension documentation (if applicable)
- Attach SMSF Will (if applicable)
- Review current Estate planning to ensure it matches wishes of members