

**Franke Family Superfund**  
**Trustees Declaration**

Jendema Pty Ltd ACN: 150297019

---

The directors of the trustee company have determined that the Fund is not a reporting entity and that these special purpose financial statements should be prepared in accordance with the accounting policies described in Note 1 to the financial statements.

The directors of the trustee company declare that:

- (i) the financial statements and notes to the financial statements for the year ended 30 June 2023 present fairly, in all material respects, the financial position of the Superannuation Fund at 30 June 2023 and the results of its operations for the year ended on that date in accordance with the accounting policies described in Note 1 to the financial statements;
- (ii) the financial statements and notes to the financial statements have been prepared in accordance with the requirements of the trust deed; and
- (iii) the operation of the superannuation fund has been carried out in accordance with its trust deed and in compliance with the requirements of the Superannuation Industry (Supervision) Act 1993 and associated Regulations during the year ended 30 June 2023.

Signed in accordance with a resolution of the directors of the trustee company by:

.....  
Dean Wayne Franke  
Jendema Pty Ltd  
Director

.....  
Jennifer Fay Franke  
Jendema Pty Ltd  
Director

.....  
Matthew Gason Franke  
Jendema Pty Ltd  
Director

30 June 2023

## Franke Family Superfund

# Statement of Financial Position

As at 30 June 2023

	Note	2023 \$	2022 \$
<b>Assets</b>			
<b>Investments</b>			
Shares in Listed Companies (Australian)	2	100,610.03	162,179.19
<b>Total Investments</b>		<u>100,610.03</u>	<u>162,179.19</u>
<b>Other Assets</b>			
Macquarie CMA		75,335.53	6,916.80
Deferred Tax Asset		15,486.96	12,327.16
<b>Total Other Assets</b>		<u>90,822.49</u>	<u>19,243.96</u>
<b>Total Assets</b>		<u>191,432.52</u>	<u>181,423.15</u>
Less:			
<b>Liabilities</b>			
Income Tax Payable		1,765.84	343.39
PAYG Payable		3,995.00	3,652.00
<b>Total Liabilities</b>		<u>5,760.84</u>	<u>3,995.39</u>
<b>Net assets available to pay benefits</b>		<u>185,671.68</u>	<u>177,427.76</u>
Represented by:			
<b>Liability for accrued benefits allocated to members' accounts</b>	4, 5		
Franke, Dean Wayne - Pension (Pension)		48,015.15	61,882.88
Franke, Dean Wayne - Accumulation		104,095.54	76,937.89
Franke, Jennifer Fay - Accumulation		33,560.99	38,606.99
<b>Total Liability for accrued benefits allocated to members' accounts</b>		<u>185,671.68</u>	<u>177,427.76</u>

**Franke Family Superfund**  
**Operating Statement**  
For the year ended 30 June 2023

	Note	2023 \$	2022 \$
<b>Income</b>			
<b>Investment Income</b>			
Dividends Received	7	4,169.72	2,548.30
Interest Received		384.76	13.43
<b>Contribution Income</b>			
Employer Contributions		14,994.17	14,909.39
Personal Concessional		30,000.00	0.00
<b>Other Income</b>			
Interest Received ATO General Interest Charge		7.27	0.00
<b>Total Income</b>		<u>49,555.92</u>	<u>17,471.12</u>
<b>Expenses</b>			
Accountancy Fees		1,815.00	1,815.00
ATO Supervisory Levy		259.00	259.00
Auditor's Remuneration		825.00	825.00
ASIC Fees		0.00	56.00
Advisor Fees		0.00	2,500.00
		<u>2,899.00</u>	<u>5,455.00</u>
<b>Member Payments</b>			
Pensions Paid		6,188.00	10,291.00
<b>Investment Losses</b>			
Changes in Market Values	8	29,623.96	27,926.99
<b>Total Expenses</b>		<u>38,710.96</u>	<u>43,672.99</u>
<b>Benefits accrued as a result of operations before income tax</b>		<u>10,844.96</u>	<u>(26,201.87)</u>
Income Tax Expense	9	2,601.04	(1,211.68)
<b>Benefits accrued as a result of operations</b>		<u>8,243.92</u>	<u>(24,990.19)</u>

# Franke Family Superfund

## Statement of Taxable Income

For the year ended 30 June 2023

	<b>2023</b>
	<b>\$</b>
Benefits accrued as a result of operations	10,844.96
<b>Less</b>	
Realised Accounting Capital Gains	1,974.00
	<u>1,974.00</u>
<b>Add</b>	
Decrease in MV of investments	31,597.96
Pension Payments	6,188.00
Franking Credits	1,688.16
Net Capital Gains	1,316.00
	<u>40,790.12</u>
SMSF Annual Return Rounding	(1.08)
	<u>49,660.00</u>
<b>Taxable Income or Loss</b>	<b>49,660.00</b>
Income Tax on Taxable Income or Loss	7,449.00
<b>Less</b>	
Franking Credits	1,688.16
	<u>5,760.84</u>
<b>CURRENT TAX OR REFUND</b>	<b>5,760.84</b>
Supervisory Levy	259.00
Income Tax Instalments Raised	(3,995.00)
	<u>2,024.84</u>
<b>AMOUNT DUE OR REFUNDABLE</b>	<b>2,024.84</b>

## Franke Family Superfund

# Deferred Tax Reconciliation

For The Period 01 July 2022 - 30 June 2023

Investment Code	Investment Name	Revaluation/Tax Deferred	Permanent Difference (Non-Assessable)	Temporary Difference (Assessable)	Temporary Difference (Accumulation Portion)
<b>Revaluations</b>					
CSL.AX	CSL Limited	599.04	199.68	399.36	399.36
NCM.AX	Newcrest Mining Limited	7,410.00	2,470.00	4,940.00	4,940.00
SDF.AX	Steadfast Group Limited	3,023.30	1,007.78	2,015.52	2,015.52
BYE.AX	Byron Energy Limited	(7,500.00)	(2,500.00)	(5,000.00)	(5,000.00)
OEL.AX	Otto Energy Limited	200.00	66.66	133.34	133.34
FMG.AX	Fortescue Metals Group Ltd	5,189.40	1,729.80	3,459.60	3,459.60
APX.AX	Appen Limited	(2,112.32)	(704.11)	(1,408.21)	(1,408.21)
CAN.AX	Cann Group Limited	(752.37)	(250.79)	(501.58)	(501.58)
VUL.AX	Vulcan Energy Resources Limited	(4,014.72)	(1,338.24)	(2,676.48)	(2,676.48)
LYC.AX	Lynas Rare Earths Limited	(2,979.80)	(993.26)	(1,986.54)	(1,986.54)
BFC.AX	Beston Global Food Company Limited	(30,660.49)	(10,220.17)	(20,440.32)	(20,440.32)
		(31,597.96)	(10,532.65)	(21,065.31)	(21,065.31)
<b>Total</b>		(31,597.96)	(10,532.65)	(21,065.31)	(21,065.31)

**Deferred Tax Liability (Asset) Summary**

<b>Opening Balance</b>	(12,327.16)
Current Year Transactions	(3,159.80)
Total Capital Losses	0.00
Total Tax Losses	0.00
Deferred Tax WriteBacks/Adjustment	0.00
Capital Loss carried forward recouped	0.00
Tax Loss carried forward recouped	0.00
<b>Closing Balance</b>	<hr/> <b>(15,486.96)</b> <hr/>

# Notes to the Financial Statements

For the year ended 30 June 2023

---

## Note 1: Summary of Significant Accounting Policies

The trustees have prepared the financial statements on the basis that the Superannuation Fund is not a reporting entity because it is not publicly accountable and is not required by law or governing document to prepare financial statements that comply with Australian Accounting Standards. The financial statements are therefore special purpose financial statements that have been prepared in order to meet the requirements of the Superannuation Industry (Supervision) Act 1993 and associated Regulations, the trust deed of the Fund and the needs of members.

The financial statements have been prepared on a cash basis and are based on historical costs, except for investments which have been measured at market value.

The following significant accounting policies, which are consistent with the policies applied in the previous period unless otherwise stated, have been adopted in the preparation of the financial statements.

The financial statements were authorised for issue by the Director(s).

### a. Measurement of Investments

The Fund initially recognises:

- (i) an investment when it controls the future economic benefits expected to flow from the asset. For financial assets, the trade date is considered to be the date on which control of the future economic benefits attributable to the asset passes to the Fund; and
- (ii) a financial liability on the date it becomes a party to the contractual provisions of the instrument.

Investments of the Fund have been measured at market value, which refers to the amount that a willing buyer could reasonably be expected to pay to acquire an asset from a willing seller if the following assumptions were made:

- that the buyer and the seller deal with each other at arm's length in relation to the sale;
- that the sale occurred after proper marketing of the asset; and
- that the buyer and the seller acted knowledgeably and prudentially in relation to the sale.

Market value has been determined as follows:

- (i) shares and other securities listed on the Australian Securities Exchange by reference to the relevant market quotations at the end of the reporting period;
- (ii) units in managed funds by reference to the unit redemption price at the end of the reporting period;
- (iii) fixed-interest securities by reference to the redemption price at the end of the reporting period;
- (iv) unlisted investments are stated at trustees' assessment based on estimated market value at balance date or where necessary, an external valuer's opinion; and
- (v) investment properties at the trustees' assessment of the market value or where necessary a qualified independent valuer's opinion at the end of reporting period.

### b. Cash and Cash Equivalents

Cash and cash equivalents include cash on hand and at call, deposits with banks and short-term, highly liquid investments that are readily convertible to cash and subject to an insignificant risk of change in value.

### c. Revenue

#### Interest revenue

Interest revenue is recognised in respect of fixed-interest securities, and cash and cash equivalent balances. Interest revenue is recognised upon receipt.

#### Dividend revenue

# Notes to the Financial Statements

For the year ended 30 June 2023

---

Dividend revenue is recognised when the dividend has been paid or, in the case of dividend reinvestment schemes, when the dividend is credited to the benefit of the fund.

## Rental revenue

Upon entering into each contract as a lessor, the Fund assesses if the lease is a finance or operating lease. All leases have been assessed as operating leases. Rental revenue arising from operating leases on investment properties is recognised on straight-line basis over the term of the specific lease.

## Distribution revenue

Distributions from unit trusts and managed funds are recognised as at the date the unit value is quoted ex-distribution and if not received at the end of the reporting period, are reflected in the statement of financial position as a receivable at market value.

## Remeasurement changes in market values

Remeasurement changes in the market values of assets are recognised as income and determined as the difference between the market value at year-end or consideration received (if sold during the year) and the market value as at the prior year-end or cost (if acquired during the period).

## Contributions

Contributions and transfers in are recognised when the control and the benefits from the revenue have been attained and are recorded by the Fund, gross of any taxes, in the period to which they relate.

## d. Liability for Accrued Benefits

The liability for accrued benefits represents the Fund's present obligation to pay benefits to members and beneficiaries, and has been calculated as the difference between the carrying amount of the assets and the carrying amount of the other payables and income tax liabilities as at the end of the reporting period.

## e. Income Tax

The income tax expense (income) for the year comprises current income tax expense (income) and deferred tax expense (income).

Current tax expense charged to profit or loss is the tax payable on taxable income. Current tax liabilities (assets) are therefore measured at the amounts expected to be paid to (recovered from) the relevant taxation authority.

Deferred income tax expense reflects movements in deferred tax liability balances during the year as well as unused tax losses.

No deferred income tax is recognised from the initial recognition of an asset or liability where there is no effect on accounting or taxable profit or loss.

Deferred tax assets and liabilities are calculated at the tax rates that are expected to apply to the period when the asset is realised or the liability is settled, and their measurement also reflects the manner in which the trustees expect to recover or settle the carrying amount of the related asset or liability.

Deferred tax assets relating to temporary differences and unused tax losses are recognised only to the extent that it is probable that future taxable profit will be available against which the benefits of the deferred tax asset can be utilised.

## f. Trade and Other Payables

Financial liabilities, such as trade creditors and other payables, are measured at the gross value of the outstanding balance at the end of the reporting period. The trustees have determined that the gross value of the Fund's financial liabilities is equivalent to the market value. Any remeasurement changes in the gross value of non-current financial liabilities (including liabilities for members' accrued benefits) are recognised in the operating statement in the periods in which they occur.

## g. Critical Accounting Estimates and Judgements



# Notes to the Financial Statements

For the year ended 30 June 2023

The preparation of financial statements requires the trustees to make judgements, estimates and assumptions that affect the application of accounting policies and the reported amounts of assets and liabilities, income and expenses. Actual results may differ from these estimates.

Estimates and underlying assumptions are reviewed on an ongoing basis. Revisions to accounting estimates are recognised in the period in which the estimate is revised and in any future period affected.

## Note 2: Shares in Listed Companies (Australian)

	2023 \$	2022 \$
Appen Limited	1,567.84	3,680.16
Beston Global Food Company Limited	3,942.06	34,602.55
Byron Energy Limited	5,250.00	12,750.00
Cann Group Limited	582.48	1,334.85
CSL Limited	19,971.36	19,372.32
Fortescue Metals Group Ltd	24,752.88	19,563.48
Lynas Rare Earths Limited	10,857.25	13,837.05
Newcrest Mining Limited	0.00	22,561.20
Otto Energy Limited	1,500.00	1,300.00
Steadfast Group Limited	18,510.00	15,486.70
Vulcan Energy Resources Limited	13,676.16	17,690.88
	100,610.03	162,179.19

## Note 3: Banks and Term Deposits

	2023 \$	2022 \$
<b>Banks</b>		
Macquarie CMA	75,335.53	6,916.80
	75,335.53	6,916.80

## Note 4: Liability for Accrued Benefits

	2023 \$	2022 \$
Liability for accrued benefits at beginning of year	177,427.76	202,417.95
Benefits accrued as a result of operations	8,243.92	(24,990.19)
Current year member movements	0.00	0.00
Liability for accrued benefits at end of year	185,671.68	177,427.76

# Notes to the Financial Statements

For the year ended 30 June 2023

## Note 5: Vested Benefits

Vested benefits are benefits that are not conditional upon continued membership of the fund (or any factor other than resignation from the plan) and include benefits which members were entitled to receive had they terminated their fund membership as at the end of the reporting period.

	2023 \$	2022 \$
Vested Benefits	185,671.68	177,427.76

## Note 6: Guaranteed Benefits

No guarantees have been made in respect of any part of the liability for accrued benefits.

## Note 7: Dividends

	2023 \$	2022 \$
Appen Limited	0.00	65.60
CSL Limited	243.34	0.00
Fortescue Metals Group Ltd	2,187.36	0.00
Incitec Pivot Ltd	0.00	49.93
National Australia Bank Limited	435.08	756.92
Newcrest Mining Limited	878.21	708.89
Origin Energy Limited	0.00	557.41
Santos Limited	0.00	409.55
Steadfast Group Limited	425.73	0.00
	4,169.72	2,548.30

## Note 8: Changes in Market Values

### Unrealised Movements in Market Value

	2023 \$	2022 \$
<b>Shares in Listed Companies (Australian)</b>		
88 Energy Limited	0.00	1,714.35
Appen Limited	(2,112.32)	(5,241.44)
Beston Global Food Company Limited	(30,660.49)	(19,627.43)
Bravura Solutions Limited.	0.00	(3,144.04)
Byron Energy Limited	(7,500.00)	5,250.00
CSL Limited	599.04	(476.40)
Cann Group Limited	(752.37)	(315.51)

**Franke Family Superfund**

**Notes to the Financial Statements**

For the year ended 30 June 2023

Fortescue Metals Group Ltd	5,189.40	(434.28)
Incitec Pivot Ltd	0.00	1,114.53
Lynas Rare Earths Limited	(2,979.80)	(1,152.44)
National Australia Bank Limited	0.00	(3,138.77)
Newcrest Mining Limited	7,410.00	(4,741.20)
Origin Energy Limited	0.00	443.23
Otto Energy Limited	200.00	500.00
Santos Limited	0.00	108.00
Smartgroup Corporation Ltd	0.00	(1,231.44)
Steadfast Group Limited	3,023.30	489.30
Vulcan Energy Resources Limited	(4,014.72)	(22,187.13)
	(31,597.96)	(52,070.67)
<b>Total Unrealised Movement</b>	(31,597.96)	(52,070.67)

**Realised Movements in Market Value**

	<b>2023</b>	<b>2022</b>
	<b>\$</b>	<b>\$</b>
<b>Shares in Listed Companies (Australian)</b>		
88 Energy Limited	0.00	857.01
Bravura Solutions Limited.	0.00	5,248.18
Incitec Pivot Ltd	0.00	1,041.36
National Australia Bank Limited	0.00	5,814.37
Newcrest Mining Limited	1,974.00	0.00
Origin Energy Limited	0.00	6,040.23
Pro Medicus Limited	0.00	1,411.79
Santos Limited	0.00	2,125.50
Smartgroup Corporation Ltd	0.00	1,605.24
	1,974.00	24,143.68
<b>Total Realised Movement</b>	1,974.00	24,143.68
<b>Changes in Market Values</b>	(29,623.96)	(27,926.99)

**Note 9: Income Tax Expense**

The components of tax expense comprise	<b>2023</b>	<b>2022</b>
	<b>\$</b>	<b>\$</b>

# Notes to the Financial Statements

For the year ended 30 June 2023

Current Tax	5,760.84	3,995.39
Deferred Tax Liability/Asset	(3,159.80)	(5,207.07)
Income Tax Expense	<u>2,601.04</u>	<u>(1,211.68)</u>

The prima facie tax on benefits accrued before income tax is reconciled to the income tax as follows:

Prima facie tax payable on benefits accrued before income tax at 15%	1,626.74	(3,930.28)
Less:		
Tax effect of:		
Realised Accounting Capital Gains	296.10	3,621.55
Add:		
Tax effect of:		
Decrease in MV of Investments	4,739.69	7,810.60
Pension Payments	928.20	1,543.65
Franking Credits	253.22	121.10
Net Capital Gains	197.40	2,879.70
Rounding	(0.15)	(0.52)
Income Tax on Taxable Income or Loss	7,449.00	4,802.70
Less credits:		
Franking Credits	1,688.16	807.31
Current Tax or Refund	<u>5,760.84</u>	<u>3,995.39</u>

# Franke Family Superfund Members Summary

As at 30 June 2023

Opening Balances	Increases				Decreases					Closing Balance	
	Contributions	Transfers In	Net Earnings	Insurance Proceeds	Pensions Paid	Contributions Tax	Taxes Paid	Benefits Paid/ Transfers Out	Insurance Premiums		Member Expenses
<b>Dean Wayne Franke (Age: 63)</b>											
FRADEA00001P - Pension - Tax Free: 26.74%											
61,882.88			(8,473.06)		6,188.00		(793.33)				48,015.15
FRADEA00002A - Accumulation											
76,937.89	44,994.17		(12,232.73)			6,749.13	(1,145.34)				104,095.54
<b>138,820.77</b>	<b>44,994.17</b>		<b>(20,705.79)</b>		<b>6,188.00</b>	<b>6,749.13</b>	<b>(1,938.67)</b>				<b>152,110.69</b>
<b>Jennifer Fay Franke (Age: 58)</b>											
FRAJEN00001A - Accumulation											
38,606.99			(5,567.26)				(521.26)				33,560.99
<b>38,606.99</b>			<b>(5,567.26)</b>				<b>(521.26)</b>				<b>33,560.99</b>
<b>Matthew Gason Franke (Age: 28)</b>											
FRAMAT00001A - Accumulation											
<b>177,427.76</b>	<b>44,994.17</b>		<b>(26,273.05)</b>		<b>6,188.00</b>	<b>6,749.13</b>	<b>(2,459.93)</b>				<b>185,671.68</b>

# Franke Family Superfund Members Statement

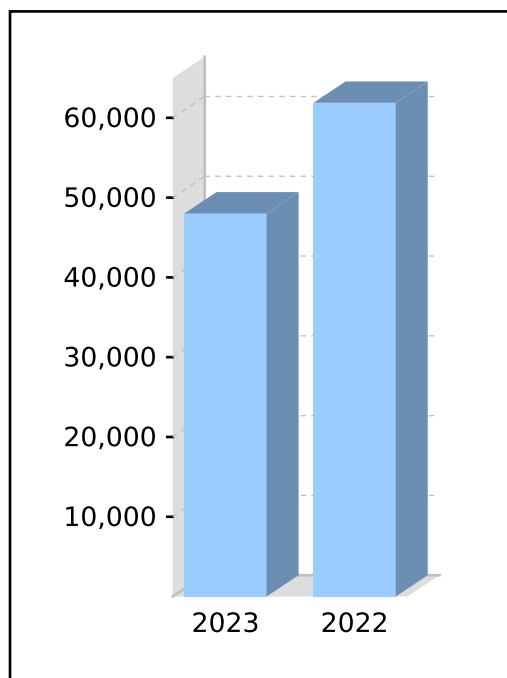
Dean Wayne Franke  
76 Lakeside Circuit  
Encounter Bay, South Australia, 5211, Australia

## Your Details

Date of Birth :	Provided	Nominated Beneficiaries:	N/A
Age:	63	Nomination Type:	N/A
Tax File Number:	Provided	Vested Benefits:	48,015.15
Date Joined Fund:	06/04/2011	Total Death Benefit:	48,015.15
Service Period Start Date:	03/07/1978	Current Salary:	0.00
Date Left Fund:		Previous Salary:	0.00
Member Code:	FRADEA00001P	Disability Benefit:	0.00
Account Start Date:	01/07/2015		
Account Phase:	Accumulation Phase		
Account Description:	Pension		

## Your Balance

Total Benefits	48,015.15
<u>Preservation Components</u>	
Preserved	48,015.15
Unrestricted Non Preserved	
Restricted Non Preserved	
<u>Tax Components</u>	
Tax Free (26.74%)	12,834.29
Taxable	35,180.86



## Your Detailed Account Summary

	This Year
Opening balance at 01/07/2022	61,882.88
<u>Increases to Member account during the period</u>	
Employer Contributions	
Personal Contributions (Concessional)	
Personal Contributions (Non Concessional)	
Government Co-Contributions	
Other Contributions	
Proceeds of Insurance Policies	
Transfers In	
Net Earnings	(8,473.06)
Internal Transfer In	
<u>Decreases to Member account during the period</u>	
Pensions Paid	6,188.00
Contributions Tax	
Income Tax	(793.33)
No TFN Excess Contributions Tax	
Excess Contributions Tax	
Refund Excess Contributions	
Division 293 Tax	
Insurance Policy Premiums Paid	
Management Fees	
Member Expenses	
Benefits Paid/Transfers Out	
Superannuation Surcharge Tax	
Internal Transfer Out	
Closing balance at 30/06/2023	48,015.15

# Franke Family Superfund Members Statement

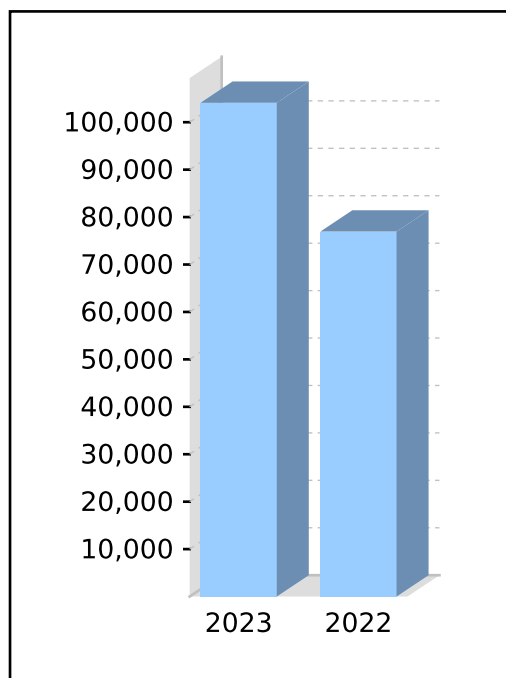
Dean Wayne Franke  
76 Lakeside Circuit  
Encounter Bay, South Australia, 5211, Australia

## Your Details

Date of Birth :	Provided	Nominated Beneficiaries:	N/A
Age:	63	Nomination Type:	N/A
Tax File Number:	Provided	Vested Benefits:	104,095.54
Date Joined Fund:	06/04/2011	Total Death Benefit:	104,095.54
Service Period Start Date:	03/07/1978	Current Salary:	0.00
Date Left Fund:		Previous Salary:	0.00
Member Code:	FRADEA00002A	Disability Benefit:	0.00
Account Start Date:	06/04/2011		
Account Phase:	Accumulation Phase		
Account Description:	Accumulation		

## Your Balance

Total Benefits	104,095.54
<u>Preservation Components</u>	
Preserved	104,095.54
Unrestricted Non Preserved	
Restricted Non Preserved	
<u>Tax Components</u>	
Tax Free	
Taxable	104,095.54



## Your Detailed Account Summary

	This Year
Opening balance at 01/07/2022	76,937.89
<u>Increases to Member account during the period</u>	
Employer Contributions	14,994.17
Personal Contributions (Concessional)	30,000.00
Personal Contributions (Non Concessional)	
Government Co-Contributions	
Other Contributions	
Proceeds of Insurance Policies	
Transfers In	
Net Earnings	(12,232.73)
Internal Transfer In	
<u>Decreases to Member account during the period</u>	
Pensions Paid	
Contributions Tax	6,749.13
Income Tax	(1,145.34)
No TFN Excess Contributions Tax	
Excess Contributions Tax	
Refund Excess Contributions	
Division 293 Tax	
Insurance Policy Premiums Paid	
Management Fees	
Member Expenses	
Benefits Paid/Transfers Out	
Superannuation Surcharge Tax	
Internal Transfer Out	
Closing balance at 30/06/2023	104,095.54

# Franke Family Superfund Members Statement

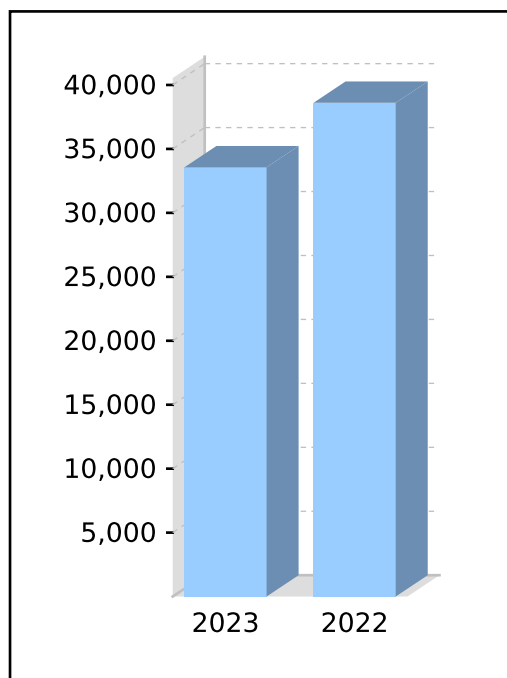
Jennifer Fay Franke  
76 Lakeside Circuit  
Encounter Bay, South Australia, 5211, Australia

## Your Details

Date of Birth :	Provided	Nominated Beneficiaries:	N/A
Age:	58	Nomination Type:	N/A
Tax File Number:	Provided	Vested Benefits:	33,560.99
Date Joined Fund:	06/04/2011	Total Death Benefit:	33,560.99
Service Period Start Date:	22/06/1986	Current Salary:	0.00
Date Left Fund:		Previous Salary:	0.00
Member Code:	FRAJEN00001A	Disability Benefit:	0.00
Account Start Date:	06/04/2011		
Account Phase:	Accumulation Phase		
Account Description:	Accumulation		

## Your Balance

Total Benefits	33,560.99
<u>Preservation Components</u>	
Preserved	33,560.99
Unrestricted Non Preserved	
Restricted Non Preserved	
<u>Tax Components</u>	
Tax Free	
Taxable	33,560.99



## Your Detailed Account Summary

	This Year
Opening balance at 01/07/2022	38,606.99
<u>Increases to Member account during the period</u>	
Employer Contributions	
Personal Contributions (Concessional)	
Personal Contributions (Non Concessional)	
Government Co-Contributions	
Other Contributions	
Proceeds of Insurance Policies	
Transfers In	
Net Earnings	(5,567.26)
Internal Transfer In	
<u>Decreases to Member account during the period</u>	
Pensions Paid	
Contributions Tax	
Income Tax	(521.26)
No TFN Excess Contributions Tax	
Excess Contributions Tax	
Refund Excess Contributions	
Division 293 Tax	
Insurance Policy Premiums Paid	
Management Fees	
Member Expenses	
Benefits Paid/Transfers Out	
Superannuation Surcharge Tax	
Internal Transfer Out	
Closing balance at 30/06/2023	33,560.99



# Franke Family Superfund Members Statement

Matthew Gason Franke  
76 Lakeside Circuit  
Encounter Bay, South Australia, 5211, Australia

## Your Details

Date of Birth : Provided

Age: 28

Tax File Number: Provided

Date Joined Fund: 14/04/2016

Service Period Start Date:

Date Left Fund:

Member Code: FRAMAT00001A

Account Start Date: 14/04/2016

Account Phase: Accumulation Phase

Account Description: Accumulation

Nominated Beneficiaries: N/A

Nomination Type: N/A

Vested Benefits:

Total Death Benefit: 0.00

Current Salary: 0.00

Previous Salary: 0.00

Disability Benefit: 0.00

## Your Balance

### Total Benefits

#### Preservation Components

Preserved

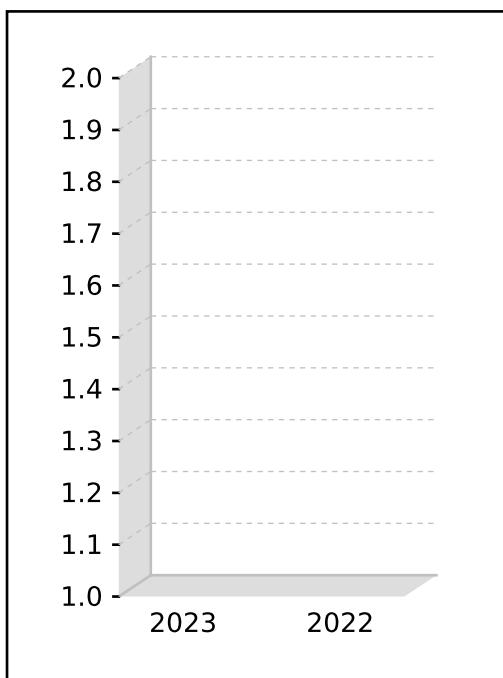
Unrestricted Non Preserved

Restricted Non Preserved

#### Tax Components

Tax Free

Taxable



## Your Detailed Account Summary

This Year

Opening balance at 01/07/2022

#### Increases to Member account during the period

Employer Contributions

Personal Contributions (Concessional)

Personal Contributions (Non Concessional)

Government Co-Contributions

Other Contributions

Proceeds of Insurance Policies

Transfers In

Net Earnings

Internal Transfer In

#### Decreases to Member account during the period

Pensions Paid

Contributions Tax

Income Tax

No TFN Excess Contributions Tax

Excess Contributions Tax

Refund Excess Contributions

Division 293 Tax

Insurance Policy Premiums Paid

Management Fees

Member Expenses

Benefits Paid/Transfers Out

Superannuation Surcharge Tax

Internal Transfer Out

Closing balance at 30/06/2023

0.00

# Franke Family Superfund Investment Summary Report

As at 30 June 2023

Investment	Units	Market Price	Market Value	Average Cost	Accounting Cost	Unrealised Gain/(Loss)	Gain/(Loss)%	Portfolio Weight%	
<b>Cash/Bank Accounts</b>									
Macquarie CMA		75,335.530000	75,335.53	75,335.53	75,335.53			42.82 %	
			<b>75,335.53</b>		<b>75,335.53</b>			<b>42.82 %</b>	
<b>Shares in Listed Companies (Australian)</b>									
APX.AX	Appen Limited	656.00	2.390000	1,567.84	22.83	14,976.88	(13,409.04)	(89.53) %	0.89 %
BFC.AX	Beston Global Food Company Limited	438,007.00	0.009000	3,942.06	0.10	45,827.32	(41,885.26)	(91.40) %	2.24 %
BYE.AX	Byron Energy Limited	75,000.00	0.070000	5,250.00	0.41	30,912.80	(25,662.80)	(83.02) %	2.98 %
CAN.AX	Cann Group Limited	4,854.00	0.120000	582.48	2.05	9,943.34	(9,360.86)	(94.14) %	0.33 %
CSL.AX	CSL Limited	72.00	277.380000	19,971.36	275.68	19,848.72	122.64	0.62 %	11.35 %
FMG.AX	Fortescue Metals Group Ltd	1,116.00	22.180000	24,752.88	17.92	19,997.76	4,755.12	23.78 %	14.07 %
LYC.AX	Lynas Rare Earths Limited	1,585.00	6.850000	10,857.25	9.46	14,989.49	(4,132.24)	(27.57) %	6.17 %
OEL.AX	Otto Energy Limited	100,000.00	0.015000	1,500.00	0.06	6,166.00	(4,666.00)	(75.67) %	0.85 %
SDF.AX	Steadfast Group Limited	3,085.00	6.000000	18,510.00	4.86	14,997.40	3,512.60	23.42 %	10.52 %
VUL.AX	Vulcan Energy Resources Limited	3,264.00	4.190000	13,676.16	12.25	39,995.19	(26,319.03)	(65.81) %	7.77 %
				<b>100,610.03</b>		<b>217,654.90</b>	<b>(117,044.87)</b>	<b>(53.78) %</b>	<b>57.18 %</b>
				<b>175,945.56</b>		<b>292,990.43</b>	<b>(117,044.87)</b>	<b>(39.95) %</b>	<b>100.00 %</b>

# Minutes of a meeting of the Director(s)

held on 30 June 2023 at 76 Lakeside Circuit, Encounter Bay, South Australia 5211

---

<b>PRESENT:</b>	Dean Wayne Franke, Jennifer Fay Franke and Matthew Gason Franke
<b>MINUTES:</b>	The Chair reported that the minutes of the previous meeting had been signed as a true record.
<b>FINANCIAL STATEMENTS OF SUPERANNUATION FUND:</b>	<p>It was resolved that the financial statements would be prepared as special purpose financial statements as, in the opinion of the directors of the Trustee Company, the Superannuation Fund is not a reporting entity and therefore is not required to comply with all Australian Accounting Standards.</p> <p>The Chair tabled the financial statements and notes to the financial statements of the Superannuation Fund in respect of the year ended 30 June 2023 and it was resolved that such statements be and are hereby adopted as tabled.</p>
<b>TRUSTEE'S DECLARATION:</b>	It was resolved that the trustee's declaration of the Superannuation Fund be signed.
<b>ANNUAL RETURN:</b>	Being satisfied that the Fund had complied with the requirements of the Superannuation Industry (Supervision) Act 1993 (SISA) and Regulations during the year ended 30 June 2023, it was resolved that the annual return be approved, signed and lodged with the Australian Taxation Office.
<b>TRUST DEED:</b>	The Chair tabled advice received from the Fund's legal adviser confirming that the fund's trust deed is consistent with all relevant superannuation and trust law.
<b>INVESTMENT STRATEGY:</b>	The allocation of the Fund's assets and the Fund's investment performance over the financial year were reviewed and found to be within the acceptable ranges outlined in the investment strategy. After considering the risk, rate of return, diversification and liquidity of the investments and the ability of the Fund to discharge its existing liabilities, it was resolved that the investment strategy continues to reflect the purposes and circumstances of the Fund and its members. Accordingly, no changes in the investment strategy were required.
<b>INSURANCE COVER:</b>	The trustee(s) reviewed the current life and total and permanent disability insurance coverage on offer to the members and resolved that the current insurance arrangements were appropriate for the Fund.
<b>ALLOCATION OF INCOME:</b>	It was resolved that the income of the Fund would be allocated to the members based on their average daily balance (an alternative allocation basis may be percentage of opening balance).
<b>INVESTMENT ACQUISITIONS:</b>	It was resolved to ratify the investment acquisitions throughout the financial year ended 30 June 2023.
<b>INVESTMENT DISPOSALS:</b>	It was resolved to ratify the investment disposals throughout the financial year ended 30 June 2023.
<b>AUDITORS:</b>	<p>It was resolved that</p> <p>Anthony William Boys</p> <p>of</p> <p>PO Box 3376, Rundle Mall, South Australia 5000</p> <p>act as auditors of the Fund for the next financial year.</p>
<b>TAX AGENTS:</b>	<p>It was resolved that</p> <p>PDK Financial Synergy Pty Ltd</p>

# Minutes of a meeting of the Director(s)

held on 30 June 2023 at 76 Lakeside Circuit, Encounter Bay, South Australia 5211

---

act as tax agents of the Fund for the next financial year.

**TRUSTEE STATUS:**

Each of the trustee(s) confirmed that they are qualified to act as trustee(s) of the Fund and that they are not disqualified persons as defined by s 120 of the SISA.

**CONTRIBUTIONS RECEIVED:**

It was resolved that the contributions during the year be allocated to members on the basis of the schedule provided by the principal Fund employer.

**CLOSURE:**

All resolutions for this meeting were made in accordance with the SISA and Regulations.

There being no further business the meeting then closed.

Signed as a true record –

.....

Dean Wayne Franke

Chairperson

# Franke Family Superfund

## Investment Strategy

---

### Overview

The aim of this strategy is to provide the Members with an income on retirement.

### Investment Objectives

The Trustee(s) will at all times ensure the funds assets are invested in accordance with the trust deed and comply with the applicable legislative requirements.

The Trustee(s) will act prudently to maximise the rate of return, subject to acceptable risk parameters whilst maintaining an appropriate diversification across a broad range of assets whilst assessing the risks where it is determined the fund's portfolio lacks diversification and / or has elected to implement a sector bias.

Having considered the risk profile of the fund and the member's needs and circumstances, the trustee has adopted the following objectives for the investment of assets of the fund;

- to achieve an investment return (based on market values and net of tax and charges) that exceeds the CPI by at least 3% per annum when measured over a rolling 5 year period.
- to have a probability of zero or negative returns in any 12 Month period of less than one in five years; and
- have sufficient liquidity to meet liabilities as and when they fall due.
- to consider the need to hold a policy of insurance for one or more members of the fund.

### Investment Strategy

The fund will invest in a portfolio of assets according to market conditions and within the ranges specified below:

### Asset Allocation

The targeted asset allocation will be in the following ranges:

<u>Asset Class</u>	<u>Target Range</u>	<u>Benchmark</u>
Australian Shares	40 - 80 %	60 %
International Shares	0 - 0 %	0 %
Cash	20 - 60 %	40 %
Australian Fixed Interest	0 - 0 %	0 %
International Fixed Interest	0 - 0 %	0 %
Mortgages	0 - 0 %	0 %
Direct Property	0 - 0 %	0 %
Listed Property	0 - 0 %	0 %
Other	0 - 0 %	0 %

Quality companies and trusts as supported by research and fundamental analysis will be selected. Direct investments in property, artwork and lease equipment may form part of the strategy provided there is sufficient basis for the decision.

### Insurance

The Trustees have considered and consulted Professional Advice where necessary to ensure that all fund members have the correct type and level of insurance. Insurance may be held within or outside the SMSF.

### Review and Monitoring

The trustees will monitor and review the fund's investment activities on a regular basis and to communicate with the members should they feel that any change in strategy is necessary in order to achieve the fund's objective.

Date: 01/07/2022

**Franke Family Superfund  
Investment Strategy**

---

.....  
Dean Franke

.....  
Jennifer Franke

.....  
Matthew Franke