
Workpapers - 2022 Financial Year

Sugar Bean Super Fund

Preparer: Shelley Lian

Reviewer: Steven Lee

Printed: 24 February 2023

Lead Schedule

2022 Financial Year

Code	Workpaper	CY Balance	LY Balance	Change	Status
23800	Distributions Received	(\$127,311.77)	(\$168,583.25)	(24.48)%	Completed
23900	Dividends Received	(\$128,418.12)	(\$43,073.36)	198.14%	Completed
24200	Contributions	(\$50,000.00)	(\$50,000.00)	0%	Completed
24700	Changes in Market Values of Investments	\$907,167.17	(\$1,044,805.28)	(186.83)%	Completed
25000	Interest Received	(\$15.67)	(\$12.21)	28.34%	Completed
28000	Property Income	(\$331,623.87)	(\$322,847.76)	2.72%	Completed
28500	Transfers In		(\$3,944.85)	100%	Completed
30100	Accountancy Fees	\$1,000.00	\$1,220.00	(18.03)%	Completed
30400	ATO Supervisory Levy	\$259.00	\$259.00	0%	Completed
30700	Auditor's Remuneration	\$550.00	\$450.00	22.22%	Completed
30800	ASIC Fees	\$56.00	\$234.00	(76.07)%	Completed
31500	Bank Charges		\$5.00	100%	Completed
33400	Depreciation	\$6,461.00	\$6,525.00	(0.98)%	Completed
41960	Property Expenses - Council Rates	\$10,290.73	\$7,637.25	34.74%	Completed
41980	Property Expenses - Insurance Premium	\$3,947.06	\$1,246.93	216.54%	Completed
42020	Property Expenses - Land Tax	\$16,334.65	\$16,357.55	(0.14)%	Completed
42030	Property Expenses - Legal Fees		\$2,434.37	100%	Completed

Code	Workpaper	CY Balance	LY Balance	Change	Status
42150	Property Expenses - Water Rates	\$2,125.50	\$2,913.07	(27.04)%	Completed
46600	Refund Excess Contributions	\$16,193.05		100%	Completed
48500	Income Tax Expense	(\$58,586.48)	\$162,577.60	(136.04)%	Completed
49000	Profit/Loss Allocation Account	(\$268,428.25)	\$1,431,406.94	(118.75)%	Completed
50000	Members	(\$9,739,697.48)	(\$10,008,125.73)	(2.68)%	Completed
60400	Bank Accounts	\$75,128.23	\$66,957.13	12.2%	Completed
61800	Distributions Receivable	\$30,453.38	\$22,278.31	36.7%	Completed
68000	Sundry Debtors	\$3,273.18		100%	Completed
77250	Real Estate Properties (Australian - Non Residential)	\$5,520,000.00	\$5,520,000.00	0%	Completed
77600	Shares in Listed Companies (Australian)	\$2,459,691.05	\$2,451,048.29	0.35%	Completed
78200	Units in Listed Unit Trusts (Australian)	\$51,317.76	\$59,768.10	(14.14)%	Completed
78400	Units in Unlisted Unit Trusts (Australian)	\$2,006,022.61	\$2,406,180.96	(16.63)%	Completed
84000	GST Payable/Refundable	(\$10,951.08)	(\$9,150.44)	19.68%	Completed
85000	Income Tax Payable /Refundable	\$15,091.19	(\$16,061.49)	(193.96)%	Completed
86000	PAYG Payable	(\$15,000.00)	(\$8,681.00)	72.79%	Completed
89000	Deferred Tax Liability /Asset	(\$395,328.84)	(\$484,214.13)	(18.36)%	Completed

Code	Workpaper	CY Balance	LY Balance	Change	Status
A	Financial Statements				Completed
B	Permanent Documents				Completed
C	Other Documents				Completed
D	Pension Documentation				Completed
E	Estate Planning				Completed

23800 - Distributions Received

2022 Financial Year

Preparer Shelley Lian

Reviewer Steven Lee

Status Completed

Account Code	Description	CY Balance	LY Balance	Change
ABP.AX1	Abacus Property Group	(\$3,648.51)	(\$3,176.86)	14.85%
PLA0003AU3	Platinum Japan Fund	(\$24,953.21)	(\$4,715.05)	429.22%
PLA0004AU7	Platinum Asia Fund	(\$19,093.85)	(\$68,824.81)	(72.26)%
PLA0005AU4	Platinum International Health Care	(\$5,277.78)	(\$36,266.89)	(85.45)%
PLA0100AU3	Platinum International Brands Fund	(\$28,761.81)	(\$29,977.72)	(4.06)%
PLA0101AU1	Platinum International Technology	(\$9,644.18)	(\$149.73)	6341.05%
SHSAGLOBALMICRO	Microequities Global Value Microcap Fund	(\$3,570.51)		100%
SHSAMEHIVM	Microequities High Income Value Microcap Fund	(\$16,642.96)	(\$5,493.54)	202.96%
SHSASMBCFD	Smallco Broadcap Fund	(\$15,718.96)	(\$19,978.65)	(21.32)%
TOTAL		CY Balance	LY Balance	
		(\$127,311.77)	(\$168,583.25)	

Supporting Documents

- Distribution Reconciliation Report [Report](#)
- ABP_Abacus_Property_Group_ABP_June_2022_Tax_Statement_2022_Aug_31.pdf [ABP.AX1](#)
- AMMA stats_Platinum.pdf [PLA0003AU3](#)
- Microequities Asset Management_stats.pdf [SHSAGLOBALMICRO](#)
- Distribution_Smallco.pdf [SHSASMBCFD](#)

Standard Checklist

- Attach a copy of all Tax Statements
- Attach a copy of Distribution Reconciliation Report
- Ensure all Distributions have been reviewed on [Distribution Tax Automation](#)

Sugar Bean Super Fund

Distribution Reconciliation Report

For The Period 01 July 2021 - 30 June 2022

Date	Non Primary Production Income (A) * ₁				Distributed Capital Gains (B) * ₂				Foreign Income * ₃			Non-Assessable			Taxable Income	
	Payment Received	Franked	Unfranked	Interest/ Other	Franking Credits	Discounted (After Discount)	Rate * ₅	CGT Concession	Indexed	Other	Foreign Income	Foreign Credits	Tax Exempt	Tax Free		Tax Deferred / AMIT * ₆
Units in Listed Unit Trusts (Australian)																
ABP.AX Abacus Property Group																
30/09/2021	94.87							S								0.00
28/02/2022	1,706.60							S								0.00
30/06/2022	1,847.04							S								0.00
30/06/2022	0.00			846.52	0.00	213.92	I	213.92	0.00		83.97	15.64			2,290.18	1,160.05
	3,648.51			846.52	0.00	213.92		213.92	0.00		83.97	15.64			2,290.18	1,160.05
<i>Net Cash Distribution:</i>	3,648.51			846.52	0.00	213.92		213.92	0.00		83.97	15.64			2,290.18	1,160.05
Units in Unlisted Unit Trusts (Australian)																
PLA0003AU Platinum Japan Fund																
30/06/2022	24,953.21							S								0.00
30/06/2022	0.00	0.00	0.00	11,842.31	0.00	5,518.89	I	5,518.89	0.00	0.00	2,073.12	655.81	0.00	0.00	0.00	20,090.13
	24,953.21	0.00	0.00	11,842.31	0.00	5,518.89		5,518.89	0.00	0.00	2,073.12	655.81	0.00	0.00	0.00	20,090.13
<i>Net Cash Distribution:</i>	24,953.21															
PLA0004AU Platinum Asia Fund																
30/06/2022	19,093.85							S								0.00
30/06/2022	0.00	0.00	0.00	0.00	0.00	3,955.32	I	3,962.66	0.00	0.00	11,175.87	482.95	0.00	0.00	0.00	15,614.14
	19,093.85	0.00	0.00	0.00	0.00	3,955.32		3,962.66	0.00	0.00	11,175.87	482.95	0.00	0.00	0.00	15,614.14

Sugar Bean Super Fund

Distribution Reconciliation Report

For The Period 01 July 2021 - 30 June 2022

Date	Payment Received	Non Primary Production Income (A) * ₁				Distributed Capital Gains (B) * ₂					Foreign Income * ₃		Non-Assessable			Taxable Income
		Franked	Unfranked	Interest/ Other	Franking Credits	Discounted (After Discount)	Rate * ₅	CGT Concession	Indexed	Other	Foreign Income	Foreign Credits	Tax Exempt	Tax Free	Tax Deferred / AMIT * ₆	
<i>Net Cash Distribution:</i>		19,093.85														
PLA0005AU Platinum International Health Care																
30/06/2022	5,277.78						S									0.00
30/06/2022	0.00	0.00	0.00	1,548.59	0.00	0.00	I	0.00	0.00	0.00	3,729.19	210.67	0.00	0.00	0.00	5,488.45
	5,277.78	0.00	0.00	1,548.59	0.00	0.00		0.00	0.00	0.00	3,729.19	210.67	0.00	0.00	0.00	5,488.45
<i>Net Cash Distribution:</i>		5,277.78														
PLA0100AU Platinum International Brands Fund																
30/06/2022	28,761.81						S									0.00
30/06/2022	0.00	0.00	0.00	3,394.57	0.00	818.17	I	818.17	0.00	0.00	23,730.90	367.26	0.00	0.00	0.00	28,310.90
	28,761.81	0.00	0.00	3,394.57	0.00	818.17		818.17	0.00	0.00	23,730.90	367.26	0.00	0.00	0.00	28,310.90
<i>Net Cash Distribution:</i>		28,761.81														
PLA0101AU Platinum International Technology																
30/06/2022	9,644.18						S									0.00
30/06/2022	0.00	0.00	0.00	0.00	0.00	3,035.62	I	3,035.62	0.00	0.00	3,572.94	100.56	0.00	0.00	0.00	6,709.12
	9,644.18	0.00	0.00	0.00	0.00	3,035.62		3,035.62	0.00	0.00	3,572.94	100.56	0.00	0.00	0.00	6,709.12
<i>Net Cash Distribution:</i>		9,644.18														
SHSAGLOBALMICRO Microequities Global Value Microcap Fund																
30/06/2022	3,570.51						S									0.00
30/06/2022	0.00						I									3,570.51

Sugar Bean Super Fund

Distribution Reconciliation Report

For The Period 01 July 2021 - 30 June 2022

Date	Non Primary Production Income (A) * ₁					Distributed Capital Gains (B) * ₂					Foreign Income * ₃		Non-Assessable			Taxable Income
	Payment Received	Franked	Unfranked	Interest/ Other	Franking Credits	Discounted (After Discount)	Rate * ₅	CGT Concession	Indexed	Other	Foreign Income	Foreign Credits	Tax Exempt	Tax Free	Tax Deferred / AMIT * ₆	
	3,570.51														3,570.51	
<i>Net Cash Distribution:</i>	3,570.51															
SHSAMEHIVM Microequities High Income Value Microcap Fund																
30/07/2021	590.83							S								0.00
31/08/2021	592.18							S								0.00
30/09/2021	593.48							S								0.00
29/10/2021	594.80							S								0.00
30/11/2021	596.08							S								0.00
31/12/2021	597.35							S								0.00
31/01/2022	748.26							S								0.00
28/02/2022	750.33							S								0.00
31/03/2022	752.34							S								0.00
29/04/2022	754.24							S								0.00
31/05/2022	756.20							S								0.00
30/06/2022	9,316.87							S								0.00
30/06/2022	0.00	3,650.00	0.00		6,096.00	6,375.00	I		6,375.00	0.00					242.96	16,121.00
	16,642.96	3,650.00	0.00		6,096.00	6,375.00			6,375.00	0.00					242.96	16,121.00
<i>Net Cash Distribution:</i>	16,642.96															

SHSASMBCFD Smallco Broadcap Fund

22/02/2023 16:42:11

Sugar Bean Super Fund

Distribution Reconciliation Report

For The Period 01 July 2021 - 30 June 2022

Date	Non Primary Production Income (A) * ₁					Distributed Capital Gains (B) * ₂					Foreign Income * ₃		Non-Assessable			Taxable Income
	Payment Received	Franked	Unfranked	Interest/ Other	Franking Credits	Discounted (After Discount)	Rate * ₅	CGT Concession	Indexed	Other	Foreign Income	Foreign Credits	Tax Exempt	Tax Free	Tax Deferred / AMIT * ₆	
30/06/2022	15,718.96						S								0.00	
30/06/2022	0.00		0.00	0.00	2,546.09	7,510.22	I	7,510.22	0.00						698.52	10,056.31
	15,718.96		0.00	0.00	2,546.09	7,510.22		7,510.22	0.00						698.52	10,056.31
<i>Net Cash Distribution:</i>	<i>15,718.96</i>															
	123,663.26	3,650.00	0.00	16,785.47	8,642.09	27,213.22		27,220.56	0.00	0.00	44,282.02	1,817.25	0.00	0.00	4,511.99	102,390.05

Sugar Bean Super Fund

Distribution Reconciliation Report

For The Period 01 July 2021 - 30 June 2022

Date	Non Primary Production Income (A) * ₁				Distributed Capital Gains (B) * ₂				Foreign Income * ₃			Non-Assessable				
	Payment Received	Franked	Unfranked	Interest/ Other	Franking Credits	Discounted (After Discount)	Rate * ₅	CGT Concession	Indexed	Other	Foreign Income	Foreign Credits	Tax Exempt	Tax Free	Tax Deferred / AMIT * ₆	Taxable Income
TOTAL	127,311.77	3,650.00	0.00	17,631.99	8,642.09	27,427.14		27,434.48	0.00	0.00	44,365.99	1,832.89	0.00	0.00	6,802.17	103,550.10

Total Distributed Gains

Discount Rate	Discounted	Gross
Superfund 1/3	0.00	0.00
Individual 50%(I)	27,427.14	54,854.28
Total	27,427.14	54,854.28

*₁ Summary of Non Primary Production Income (A)

Tax Label	Franked	Unfranked	Interest/Other	Less Other Deduction	Income Before Credits * ₇	Franking Credits	Total Including Credits
11M Gross trust distributions	3,650.00	0.00	17,631.99	0.00	21,281.99	8,642.09	29,924.08

*₂ Forms part of the Net Capital Gains calculation for Tax Label 11A.

*₃ Forms part of the Foreign Credits calculation for Tax Label 11D, D1, 13C1.

*₄ Taxable Income is designed to match Tax Statement provided by Fund Manager.

Taxable Income in the SMSF Annual Return will be different due to application of Capital Losses in Net Capital Gain calculation and application of different discount method.

*₅ This is the discount rate selected for the transaction. "S" being Super Funds at 1/3 and "I" being Individual at 50%.

*₆ AMIT cost base net increase is reflected as negative amount i.e. negative tax deferred and AMIT cost base net decrease is reflected as positive amount i.e. positive tax deferred.

*₇ Sum of Income Before Credits reconciles with Taxable Trust Distributions in Statement of Taxable Income.

^ Variance between Payment Received and Net Cash Distribution.

REGISTRY

Boardroom Pty Limited - ABN 14 003 209 836
Level 12, 225 George Street, Sydney NSW 2000
T 1300 139 440
F +61 2 9279 0664
E abacus@boardroomlimited.com.au
www.boardroomlimited.com.au

TSO PTY LTD
<SUGAR BEAN SUPER FUND A/C>
SUITE 1
394 SYDNEY ROAD
BALGOWLAH NSW 2093

HOLDER NUMBER
S00035927891

Abacus Property Group

ANNUAL TAXATION STATEMENT FOR YEAR ENDED 30 JUNE 2022

The Tax Return Labels shown below apply to you if you are a resident individual using *Tax Return for Individuals 2022* and *Tax Return for Individuals (Supplementary section) 2022* to complete your income tax return. This statement provides information regarding your investment in Abacus Property Group that you will need to complete your income tax return for the year ended 30 June 2022. The enclosed Guide to the 2022 Annual Tax Statement has been provided to assist you in completing your return. It should not be relied upon as taxation advice. Should you have any questions regarding your personal tax position, we recommend you contact your financial or tax adviser.

2022 TAX RETURN SUMMARY

<u>Tax Return Item (Supplementary Section)</u>	<u>Amount \$</u>	<u>Component Reference</u>	<u>Tax Return Label</u>
Non-Primary Production Income	846.52	(A+F+J)	13U
Franked Distributions from Trust	0.00	(P)	13C
Franking Credits	0.00	(Q)	13Q
Total Current Year Capital Gains	427.84	(C)	18H
Net Capital Gain	213.92	(B+G+K)	18A
Credit for tax file number (TFN) amounts withheld	0.00	(D+H+L)	13R
Credit for non-resident withholding tax withheld	0.00	(E+I+M)	13A
Assessable foreign source income	99.61	(N)	20E
Other net foreign source income	99.61	(N)	20M
Foreign income tax offset (FITO) amounts	15.64	(O)	20O

CAPITAL GAINS TAX INFORMATION

- additional information for item 18

Capital Gains – Discounted Method	427.84	Grossed up amount
Capital Gains – Other Method	0.00	
Total Current Year Capital Gains	427.84	(C)

Please see reverse for detailed components of the distributions.

IF YOU ARE IN ANY DOUBT AS TO YOUR TAX POSITION PLEASE CONTACT YOUR PROFESSIONAL ADVISER.

This statement contains essential information to assist you in preparing your Income Tax Return. Please retain this statement for income tax purposes. A charge may be levied for replacement.

ABACUS TRUST

COMPONENTS OF DISTRIBUTION¹

	DISTRIBUTION	TAX PAID / OFFSETS	TAXABLE INCOME
Australian Income			
Interest	0.00		0.00
Other	0.00		0.00
Non-Primary Production Income	0.00		0.00 (A)
Dividends: Franked	0.00	0.00 (Q)	0.00 (P)
Capital Gains²			
Discounted Capital Gains (TAP)	0.00	0.00	0.00
Capital Gains (CGT) - Concession Amount (TAP)	0.00		
Capital Gains - other method	0.00	0.00	0.00
Distributed Capital Gains	0.00		
Net Capital Gain			0.00 (B)
Other Non-Assessable Amounts			
Tax Deferred Amounts	1,544.09		
Gross Cash Distribution	1,544.09		
Other Deductions from Distribution			
TFN amounts withheld from Distribution	0.00	(D)	
Non-Resident Withholding Tax	0.00	(E)	
Net Cash Distribution	1,544.09		

ABACUS INCOME TRUST

COMPONENTS OF DISTRIBUTION¹

	DISTRIBUTION	TAX PAID / OFFSETS	TAXABLE INCOME
Australian Income			
Interest	71.77		71.77
Other	0.47		0.47
Non-Primary Production Income	72.24		72.24 (F)
Capital Gains²			
Discounted Capital Gains (TAP)	69.58	0.00	69.58
Capital Gains (CGT) Concession Amount (TAP)	69.58	0.00	
Capital Gains - other method	0.00	0.00	0.00
Distributed Capital Gains	139.16	0.00	
Net Capital Gain			69.58 (G)
Other Non-Assessable Amounts			
Tax Deferred Amounts	0.00		

NOTES:

1. All amounts are reported in Australian dollars and withholding tax has been deducted where applicable.
2. Capital gains. The following information is relevant to non residents of Australia. The capital gains relate to assets that are taxable Australian property (TAP) within the meaning of s855-15 of *the Income Tax Assessment Act 1997 (Cth)* and non-taxable Australian property (NTAP).

Gross Cash Distribution	211.40	
Other Deductions from Distribution		
TFN amounts withheld from Distribution	0.00	(H)
Non-Resident Withholding Tax	0.00	(I)
Net Cash Distribution	211.40	

ABACUS STORAGE PROPERTY TRUST

COMPONENTS OF DISTRIBUTION¹

	DISTRIBUTION	TAX PAID / OFFSETS	TAXABLE INCOME
Australian Income			
Interest	142.72		142.72
Other	567.20		567.20
NCMI – Non primary production	7.90		7.90
Excluded NCMI – Non primary production	56.46		56.46
Non-Primary Production Income	774.28		774.28 (J)
Capital Gains²			
Discounted Capital Gains (TAP)	144.34	0.00	144.34
Capital Gains (CGT) - Concession Amount (TAP)	144.34	0.00	
Capital Gains - other method	0.00	0.00	0.00
Distributed Capital Gains	288.68	0.00	
Net Capital Gain			144.34 (K)
Foreign Income			
Assessable foreign source income	83.97	15.64 (O)	99.61 (N)
Other Non-Assessable Amounts			
Tax Deferred Amounts	746.09		
Gross Cash Distribution	1,893.02		
Other Deductions from Distribution			
TFN amounts withheld from Distribution	0.00	(L)	
Non-Resident Withholding Tax	0.00	(M)	
Net Cash Distribution	1,893.02		

NOTES:

1. All amounts are reported in Australian dollars and withholding tax has been deducted where applicable.
2. Capital gains. The following information is relevant to non residents of Australia. The capital gains relate to assets that are taxable Australian property (TAP) within the meaning of s855-15 of *the Income Tax Assessment Act 1997 (Cth)* and non-taxable Australian property (NTAP).

Guide to 2022 Annual Tax Statement – Abacus Property Group

This guide has been prepared to assist you to complete your income tax return for the year ended 30 June 2022. It provides general information only and should not be relied on as taxation advice.

This guide is relevant to you if:

- you are an individual investor (not a company, trust or superannuation fund) and an Australian resident for tax purposes;
- you hold your Abacus Property Group securities for the purpose of investment, rather than for resale at a profit, and the capital gains tax (CGT) provisions apply to you; and
- you are using the *Individual tax return instructions 2022* and the *Individual tax return instructions supplement 2022* to complete your income tax return.

2022 DISTRIBUTIONS

Your 2022 Abacus Property Group Annual Tax Statement includes distributions paid by Abacus Trust, Abacus Income Trust and Abacus Storage Property Trust (the **Trusts**) in September 2021, February 2022 and August 2022. Trust distributions to Australian resident taxpayers are recognised for tax purposes on a 'present entitlement' basis (ie. the period to which the distribution relates) and not on the date of receipt.

The distributions are comprised of non-primary production income, foreign income, capital gains and tax deferred income. These components are explained below. You should mark the YES box at **Item 1** of the Taxpayer's Declaration on page 10 of your *Tax return for individuals 2022* in response to the question 'Are you required to complete any of the items on the *Tax return for individuals (supplementary section) 2022?*

Non-primary production income

This component of your distribution comprises interest and other ordinary income (eg. net rental income). The total of this component should be included at **Item 13U** in the *Tax return for individuals (supplementary section) 2022*.

Foreign Income

This component of your distribution comprises income generated from sources outside Australia.

- Include at **Item 20E** the amounts shown as 'Assessable foreign source income'.
- Include at **Item 20M** the amounts shown as 'Other net foreign source income'.

As some of this income may have been subjected to tax in the foreign jurisdiction in which the income was generated, you may be entitled to receive a credit (or offset) for the foreign tax paid (Foreign Income Tax Offset (**FITO**)). If the total foreign tax paid by you during the year of income is equal to or less than \$1,000, you should be able to claim the entire amount as a FITO. If the amount of foreign tax paid is greater than \$1,000 you can do one of the following:

- Claim a FITO of \$1,000; or
- Calculate the amount of FITO to which you are entitled. The ATO publication *Guide to foreign income tax offset rules 2022* provides instructions as to how this amount is calculated. The calculations can be difficult, and it would be prudent to seek professional assistance in this regard.

At **Item 200**, include the amount of FITO you are entitled to.

Capital gains

This component of your distribution stems from capital gains realised by the Trusts from the sale of investments. Where applicable, the capital gains comprise:

- **Discounted capital gains** representing assessable net capital gains as determined under the CGT 50% discount method. Such gains have arisen from investments that have been held by a Trust for more than 12 months;
- **CGT concession amount** representing the non-assessable amount of the net capital gains determined under the CGT 50% discount method. CGT concession amounts do not reduce the CGT cost base of your unitholding;
- **Other capital gains** representing assessable capital gains on disposal of investments held for less than 12 months. CGT discount is not available and the entire amount of the gain is fully assessable.

Any 'Discounted capital gains' and 'Other capital gains' should be disclosed at **Item 18** of the *Tax return for individuals (supplementary section) 2022*.

- Mark the YES box at **Item 18G** in response to the question 'Did you have a capital gains tax event during the year?'.
- At **Item 18H**, add the amount shown as 'Total current year capital gains' (in the 'Capital Gains Tax Information' column of your Annual Tax Statement) to your capital gains from other sources.
- At **Item 18A**, add the amounts shown as 'Net capital gain' (in the 'Capital gains tax information' column of your Annual Tax Statement) to your net capital gain from other sources.

If you have capital gains and/or capital losses from other sources, including real estate, shares and units in other trusts, refer to the TaxPack supplement to help you correctly complete items 18H, 18A and 18V (if applicable). In addition, we recommend you seek advice from your professional tax adviser.

Tax deferred income

The tax deferred component generally reflects a trust's allowable tax deductions for depreciation and other capital allowances.

Tax deferred income is generally not assessable to you in the year of income but will reduce the CGT cost base of your investment. Should your cost base be reduced to nil, any additional tax deferred distributions will give rise to an immediate capital gain. However, this capital gain may be reduced under the CGT discount method if you have held your units for 12 months or longer.

Note that tax deferred income you have received from the Abacus Trust reduces the CGT cost base of your Abacus Trust units, tax deferred income you have received from the Abacus Income Trust reduces the CGT cost base of your Abacus Income Trust units and tax deferred income you have received from the Abacus Storage Property Trust reduces the cost base of your Abacus Storage Property Trust units. The distributions and components paid by each trust are shown in a separate statement enclosed with your Annual Tax Statement.

TFN amounts withheld

If you have not provided your Tax File Number (**TFN**) or claimed a relevant exemption, we may have been required to withhold tax from your distributions at the highest marginal tax rate plus Medicare Levy. The tax withheld can be offset against the tax payable on your income at **Item 13R** in the *Tax return for individuals (supplementary section) 2022*.

DISPOSAL OF YOUR SECURITIES

If you sold part or all of your Abacus Property Group securities during the year, you should obtain a copy of the Australian Tax Office publication *Personal investors guide to capital gains tax 2022* or *Guide to capital gains tax 2022* and/or consult your professional tax adviser.

Cost base

Abacus Property Group securities are stapled securities - each security comprises one unit in the Abacus Trust, one unit in the Abacus Income Trust, one unit in the Abacus Storage Property Trust, one share in Abacus Group Holdings Limited, one share in Abacus Group Projects Limited and one share in Abacus Storage Operations Limited. While they can only be traded together as Abacus Property Group securities (ASX code: ABP), for Australian tax purposes the units and shares are separate assets.

For CGT purposes, investors who sell their Abacus Property Group securities will need to apportion the cost of each stapled security and the proceeds received on disposal of each stapled security between the units and the shares. This apportionment of proceeds and cost must be done on a reasonable basis.

One possible method of apportionment is on the basis of the relative net asset value of the individual entities. A history of the relative net asset value of the entities is available from our website under Investor Centre. This table is updated every six months following the release of Abacus Property Group financial statements.

The cost base of your individual units is reduced by the tax deferred distribution component you have received from the relevant Trust. A history of distributions showing tax deferred components is available from our website, www.abacusproperty.com.au.

TSO Pty Ltd ATF Sugar Bean Super Fund
Ground Floor 394 Sydney Rd
BALGOWLAH NSW 2093

14 July 2022

Dear Investor

2022 Attribution Managed Investment Trust ("AMIT") Member Annual Statement ("AMMA Statement")

Please find enclosed your Attribution Managed Investment Trust ("AMIT") Member Annual Statement ("AMMA Statement") in respect of your investment in the Platinum Trust Funds ("Funds"). If you are invested in more than one Fund, we have for convenience also enclosed a summary report which consolidates the AMMA Statements.

The distribution amount attributed to you is primarily influenced by the:

- level of realised gains made on equities; and
- level of realised gains made on derivative contracts (including currency hedging contracts).

Some further information is provided below on the components titled "Australian Source Income", "Foreign Source Income" and "Capital Gains - NTAP", which may appear on the AMMA Statement:

Australian Source Income:

- a) Franked Dividends - represents franked dividend income after allocation of deductions. The franking credit tax offset amount is the amount of franking credits excluding any deductions. Franked dividend income may be less than the franking credit tax offset due to deductions.
- b) Other Income - includes gains relating to derivative contracts.

Foreign Source Income:

- c) Foreign Source Income - includes non-AUD interest, dividends and gains relating to derivative contracts.

Capital Gains - Non-Taxable Australian Property (NTAP):

- d) Other - represents capital gains realised on assets disposed of and not held for more than 12 months.
- e) Discount - represents 50% of the capital gains on disposal of assets that have been held for more than 12 months.
- f) Other Capital Gains Distribution - represents the total amount of cash distributed in relation to all capital gains not already reflected in the capital gain amounts above.
- g) AMIT CGT Gross Up Amount - the gross up of the Discount Capital Gains.
- h) Offset for Capital Gains - NTAP - capital gains tax may be applied by foreign tax authorities on disposals of investments held in the relevant foreign jurisdiction. Where such amounts are applied, investors may be entitled to a foreign income tax offset in respect of the taxes paid. Such tax offsets have been recorded against capital gains - NTAP in the AMMA Statement.

The tax treatment of capital gains and losses is complex, and how it applies to you will depend on the type of taxpayer that you are (e.g. an individual, superannuation fund, trust or company) and your specific tax circumstances.

If you elected the 'fixed cash distribution' option*, a Fixed Cash Distribution Summary is enclosed and sets out how this option was applied to your distribution.

We have also prepared some information in relation to the completion of your 2022 tax return. The information is enclosed with this letter and your AMMA Statement. The information has been prepared with only Australian tax resident individuals in mind and assumes that the Platinum Trust Funds are your only investment. It is not relevant for superannuation funds, trusts or corporations. Neither this letter nor the additional information, constitute taxation advice or any other professional advice. Platinum strongly recommends that you obtain professional advice from an accountant or tax adviser regarding the completion of your 2022 tax return and your particular tax circumstances.

Please also note that if you withdrew any units in one or more of the Funds during the period 1 July 2021 to 30 June 2022, you will shortly receive a separate Withdrawal Capital Gains Tax (CGT) Statement showing a summary of your capital gains and losses for the 2022 financial year.

If you have further questions, please contact Platinum's Investor Services on 1300 726 700 (Australia only), 02 9255 7500 or email, invest@platinum.com.au

Yours faithfully



Andrew Clifford
Chief Executive Officer
Platinum Asset Management

*www.platinum.com.au/fixedcashdistribution

INFORMATION REGARDING THE COMPLETION OF YOUR 2022 TAX RETURN - ONLY FOR INDIVIDUAL AUSTRALIAN TAX RESIDENTS

This information assumes you are an individual Australian tax resident. This information is not relevant if you are a corporation, superannuation fund or trust. This information makes a number of assumptions, including that the Platinum Trust Funds are your only investment. These assumptions may not be relevant to you.

When completing your tax return for the 2021/2022 financial year, you should read the ATO's 'Individual tax return instructions 2022' and 'Individual tax return instructions supplement 2022'. You should also refer to the ATO guides 'Guide to capital gains tax 2022', 'Personal investors guide to capital gains tax 2022', 'Foreign income return form guide 2022' and 'Guide to foreign income tax offset rules 2022'.

2022 INDIVIDUAL TAX RETURN INFORMATION (SUPPLEMENTARY SECTION) FOR:

Account Name: TSO Pty Ltd ATF Sugar Bean Super Fund
Account Number: 81917

The figures shown below are derived from the enclosed Attribution Managed Investment Trust ("AMIT") Member Annual Statement ("AMMA Statement") or the consolidated AMMA Statement if you hold units in more than one Fund.

<u>COMPONENT</u>	<u>AMOUNT (A\$)</u>	<u>TAX RETURN LABEL</u>
<u>AUSTRALIAN SOURCE INCOME</u>		
<u>Non-Primary Production Income</u>		
Interest	17.56	
Other Income	16,767.91	
Total	16,785.47	13U
<u>FOREIGN SOURCE INCOME</u>		
<u>Foreign Source Income (Gross of Foreign Income Tax Offsets)</u>		
Assessable Foreign Source Income	46,099.27	20E
Other Net Foreign Source Income ¹	46,099.27	20M
<u>Foreign Income Tax Offsets ²</u>		
Tax Paid - Foreign Source Income	1,817.25	
Tax Paid - Capital Gains - NTAP - Discount	7.34	
	1,824.59	20O
<u>Capital Gains - NTAP ³</u>		
Discount Capital Gains - multiplied by 2 (Attribution amount)	26,670.68	
Gross Capital Gains - sum of Discount Capital Gains (multiplied by 2) and Capital Gains Other	26,670.68	18H
Net Capital Gains	13,335.34	18A

Additional Capital Gains Tax Information

The references to the AMMA Statement to "Other Capital Gains Distribution - NTAP" and "AMIT CGT Gross Up Amount", refer to the non-taxable amounts of the Capital Gains. Neither of these are disclosed in your tax return.

¹ The 'Other Net Foreign Source Income' is derived by taking the amount in 20E 'Assessable Foreign Source Income' and deducting any expenses applied against the 'Assessable Foreign Source Income'. It assumes that you have no deductible expenses to apply against the 'Assessable Foreign Source Income'. As a result, 'Other Net Foreign Source Income' is the same as the 'Assessable Foreign Source Income'.

If you have deductible expenses applied against the 'Assessable Foreign Source Income' you should follow the instructions in the 'Individual tax return instructions supplement 2022'.

If you have derived foreign income or losses from other sources, the above amounts should be adjusted in order to take such additional income or losses into account.

² The amount of 'Foreign Income Tax Offsets' you are entitled to will depend on the amount of foreign tax offsets you have received from all sources. If the amount does not exceed \$1,000, you should be entitled to an offset for the full amount received. If the amount is more than \$1,000 you should do one of the following:

- * simply claim a tax offset of \$1,000; or
- * calculate the amount of foreign income tax offset to which you are entitled. Refer to the ATO publication 'Guide to foreign income tax offset rules 2022'.

³ It is assumed that you have no brought forward Capital Losses and no other Capital Gains Tax (CGT) events such as sale of shares, sale of units in managed funds or distributions from managed funds in the 2021/2022 financial year.

If this is not the case and you are an individual Australian tax resident, you should refer to the ATO publications 'Guide to capital gains tax 2022' and 'Personal investors guide to capital gains tax 2022' for guidance on calculating your gross capital gain and net capital gain or loss for the 2021/2022 financial year.

Important Notice

This information is not in any way intended to constitute taxation or any other professional advice. This information has been provided to you for informational purposes only and should not be relied upon. A number of assumptions have been made in the preparation of this information which may not be relevant to you. This information has not been prepared with your personal circumstances in mind. Platinum Investment Management Limited strongly recommends that you obtain professional advice from an accountant or tax adviser regarding the completion of your 2022 tax return and your particular tax circumstances.

To the maximum extent permitted by the law, no liability is accepted by Platinum Investment Management Limited, any company in the Platinum Group® or any of their respective directors, officers or employees for any loss or damage arising as a result of any reliance placed on this information.

TSO Pty Ltd ATF Sugar Bean Super Fund
Ground Floor 394 Sydney Rd
BALGOWLAH NSW 2093

Account Number 81917

Consolidated AMMA Statement

As at 30 June 2022

Distribution Components	Cash Distribution (\$)	Tax Paid or Offsets (\$)	Attribution Amount (\$)
Australian Source Income			
Interest	17.56	0.00	17.56
Other Income	16,767.91	0.00	16,767.91
Foreign Source Income			
Foreign Source Income	44,282.02	1,817.25	46,099.27
Capital Gains - NTAP¹			
Discount ²	13,328.00	7.34	13,335.34
Net Capital Gains	13,328.00	7.34	13,335.34
Other Capital Gains Distribution NTAP ³	13,335.34		
AMIT CGT Gross Up Amount ⁴			13,335.34
Total Current Year Capital Gains	26,663.34	7.34	26,670.68
Totals	87,730.83	1,824.59	89,555.42
Less Non-resident Withholding Amount	0.00		
Less TFN Amounts Withheld	0.00		
Less Performance Fee	0.00		
Net Distribution	87,730.83		

1 Capital gains distributed to non-residents may include both Australian and foreign capital gains; such gains continue to be exempt from Australian tax as they are not in relation to taxable Australian property. These capital gains are therefore labelled above as non-taxable Australian property (NTAP).

2 (Australians Only) The amount in the 'Attribution (\$)' column needs to be increased by the AMIT CGT Gross Up Amount and offset by any capital losses you may choose to apply before applying your appropriate discount concession (ie 50% for individuals and trusts and 33.3% for complying superannuation entities).

3 This represents the total amount of cash distributed in relation to all capital gains not already reflected in the capital gain amounts above.

4 AMIT CGT Gross Up Amount represents the gross up of the Discount Capital Gains.

The AMIT cost base net amount is nil.

Please retain for your tax records

Platinum Asia Fund - C Class

TSO Pty Ltd ATF Sugar Bean Super Fund
Ground Floor 394 Sydney Rd
BALGOWLAH NSW 2093

Account Number 81917
Units Held Post Distribution 161,531.93
Distribution Rate \$0.124894
Distribution Date 30 June 2022

AMMA Statement

As at 30 June 2022

Components	Rate (\$/Unit)	Cash Distribution (\$)	Tax Paid or Offsets (\$)	Attribution Amount (\$)
Foreign Source Income				
Foreign Source Income	0.073102	11,175.87	482.95	11,658.82
Capital Gains - NTAP¹				
Discount ²	0.025872	3,955.32	7.34	3,962.66
Net Capital Gains		3,955.32	7.34	3,962.66
Other Capital Gains Distribution NTAP ³ AMIT CGT Gross Up Amount ⁴	0.025920	3,962.66		3,962.66
Total Current Year Capital Gains		7,917.98	7.34	7,925.32
Totals	0.124894	19,093.85	490.29	19,584.14
Less Non-resident Withholding Amount		0.00		
Less TFN Amounts Withheld		0.00		
Less Performance Fee		0.00		
Net Distribution		19,093.85		

Distribution amount re-invested into this fund:

Reinvestment price as at 30 June 2022	\$2.2070
Units from Reinvestment	8,651.50

1 Capital gains distributed to non-residents may include both Australian and foreign capital gains; such gains continue to be exempt from Australian tax as they are not in relation to taxable Australian property. These capital gains are therefore labelled above as non-taxable Australian property (NTAP).

2 (Australians Only) The amount in the 'Attribution (\$)' column needs to be increased by the AMIT CGT Gross Up Amount and offset by any capital losses you may choose to apply before applying your appropriate discount concession (ie 50% for individuals and trusts and 33.3% for complying superannuation entities).

3 This represents the total amount of cash distributed in relation to all capital gains not already reflected in the capital gain amounts above.

4 AMIT CGT Gross Up Amount represents the gross up of the Discount Capital Gains.

The AMIT cost base net amount is nil.

Please retain for your tax records

Platinum Japan Fund - C Class

TSO Pty Ltd ATF Sugar Bean Super Fund
Ground Floor 394 Sydney Rd
BALGOWLAH NSW 2093

Account Number 81917
Units Held Post Distribution 63,888.25
Distribution Rate \$0.435435
Distribution Date 30 June 2022

AMMA Statement

As at 30 June 2022

Components	Rate (\$/Unit)	Cash Distribution (\$)	Tax Paid or Offsets (\$)	Attribution Amount (\$)
Australian Source Income				
Interest	0.000146	8.37	0.00	8.37
Other Income	0.206503	11,833.94	0.00	11,833.94
Foreign Source Income				
Foreign Source Income	0.036176	2,073.12	655.81	2,728.93
Capital Gains - NTAP¹				
Discount ²	0.096305	5,518.89	0.00	5,518.89
Net Capital Gains		5,518.89	0.00	5,518.89
Other Capital Gains Distribution NTAP ³ AMIT CGT Gross Up Amount ⁴	0.096305	5,518.89		5,518.89
Total Current Year Capital Gains		11,037.78	0.00	11,037.78
Totals	0.435435	24,953.21	655.81	25,609.02
Less Non-resident Withholding Amount		0.00		
Less TFN Amounts Withheld		0.00		
Less Performance Fee		0.00		
Net Distribution		24,953.21		

Distribution amount re-invested into this fund:

Reinvestment price as at 30 June 2022	\$3.7912
Units from Reinvestment	6,581.88

- 1 Capital gains distributed to non-residents may include both Australian and foreign capital gains; such gains continue to be exempt from Australian tax as they are not in relation to taxable Australian property. These capital gains are therefore labelled above as non-taxable Australian property (NTAP).
- 2 (Australians Only) The amount in the 'Attribution (\$)' column needs to be increased by the AMIT CGT Gross Up Amount and offset by any capital losses you may choose to apply before applying your appropriate discount concession (ie 50% for individuals and trusts and 33.3% for complying superannuation entities).
- 3 This represents the total amount of cash distributed in relation to all capital gains not already reflected in the capital gain amounts above.
- 4 AMIT CGT Gross Up Amount represents the gross up of the Discount Capital Gains.

The AMIT cost base net amount is nil.

Please retain for your tax records

Platinum International Brands Fund - C Class

TSO Pty Ltd ATF Sugar Bean Super Fund
Ground Floor 394 Sydney Rd
BALGOWLAH NSW 2093

Account Number 81917
Units Held Post Distribution 137,329.73
Distribution Rate \$0.237605
Distribution Date 30 June 2022

AMMA Statement

As at 30 June 2022

Components	Rate (\$/Unit)	Cash Distribution (\$)	Tax Paid or Offsets (\$)	Attribution Amount (\$)
Australian Source Income				
Interest	0.000012	1.45	0.00	1.45
Other Income	0.028031	3,393.12	0.00	3,393.12
Foreign Source Income				
Foreign Source Income	0.196044	23,730.90	367.26	24,098.16
Capital Gains - NTAP¹				
Discount ²	0.006759	818.17	0.00	818.17
Net Capital Gains		818.17	0.00	818.17
Other Capital Gains Distribution NTAP ³	0.006759	818.17		818.17
AMIT CGT Gross Up Amount ⁴				818.17
Total Current Year Capital Gains		1,636.34	0.00	1,636.34
Totals	0.237605	28,761.81	367.26	29,129.07
Less Non-resident Withholding Amount		0.00		
Less TFN Amounts Withheld		0.00		
Less Performance Fee		0.00		
Net Distribution		28,761.81		

Distribution amount re-invested into this fund:

Reinvestment price as at 30 June 2022	\$1.7666
Units from Reinvestment	16,280.88

- Capital gains distributed to non-residents may include both Australian and foreign capital gains; such gains continue to be exempt from Australian tax as they are not in relation to taxable Australian property. These capital gains are therefore labelled above as non-taxable Australian property (NTAP).
- (Australians Only) The amount in the 'Attribution (\$)' column needs to be increased by the AMIT CGT Gross Up Amount and offset by any capital losses you may choose to apply before applying your appropriate discount concession (ie 50% for individuals and trusts and 33.3% for complying superannuation entities).
- This represents the total amount of cash distributed in relation to all capital gains not already reflected in the capital gain amounts above.
- AMIT CGT Gross Up Amount represents the gross up of the Discount Capital Gains.

The AMIT cost base net amount is nil.

Please retain for your tax records

Platinum International Health Care Fund - C Class

TSO Pty Ltd ATF Sugar Bean Super Fund
 Ground Floor 394 Sydney Rd
 BALGOWLAH NSW 2093

Account Number 81917
 Units Held Post Distribution 132,091.33
 Distribution Rate \$0.040911
 Distribution Date 30 June 2022

AMMA Statement

As at 30 June 2022

Components	Rate (\$/Unit)	Cash Distribution (\$)	Tax Paid or Offsets (\$)	Attribution Amount (\$)
Australian Source Income				
Interest	0.000060	7.74	0.00	7.74
Other Income	0.011944	1,540.85	0.00	1,540.85
Foreign Source Income				
Foreign Source Income	0.028907	3,729.19	210.67	3,939.86
Totals	0.040911	5,277.78	210.67	5,488.45
Less Non-resident Withholding Amount		0.00		
Less TFN Amounts Withheld		0.00		
Less Performance Fee		0.00		
Net Distribution		5,277.78		
Distribution amount re-invested into this fund:				
Reinvestment price as at 30 June 2022		\$1.7109		
Units from Reinvestment		3,084.80		

The AMIT cost base net amount is nil.

Please retain for your tax records

Platinum International Technology Fund - C Class

TSO Pty Ltd ATF Sugar Bean Super Fund
Ground Floor 394 Sydney Rd
BALGOWLAH NSW 2093

Account Number 81917
Units Held Post Distribution 37,792.83
Distribution Rate \$0.296729
Distribution Date 30 June 2022

AMMA Statement

As at 30 June 2022

Components	Rate (\$/Unit)	Cash Distribution (\$)	Tax Paid or Offsets (\$)	Attribution Amount (\$)
Foreign Source Income				
Foreign Source Income	0.109931	3,572.94	100.56	3,673.50
Capital Gains - NTAP¹				
Discount ²	0.093399	3,035.62	0.00	3,035.62
Net Capital Gains		3,035.62	0.00	3,035.62
Other Capital Gains Distribution NTAP ³ AMIT CGT Gross Up Amount ⁴	0.093399	3,035.62		3,035.62
Total Current Year Capital Gains		6,071.24	0.00	6,071.24
Totals	0.296729	9,644.18	100.56	9,744.74
Less Non-resident Withholding Amount		0.00		
Less TFN Amounts Withheld		0.00		
Less Performance Fee		0.00		
Net Distribution		9,644.18		

Distribution amount re-invested into this fund:

Reinvestment price as at 30 June 2022	\$1.8227
Units from Reinvestment	5,291.15

¹ Capital gains distributed to non-residents may include both Australian and foreign capital gains; such gains continue to be exempt from Australian tax as they are not in relation to taxable Australian property. These capital gains are therefore labelled above as non-taxable Australian property (NTAP).

² (Australians Only) The amount in the 'Attribution (\$)' column needs to be increased by the AMIT CGT Gross Up Amount and offset by any capital losses you may choose to apply before applying your appropriate discount concession (ie 50% for individuals and trusts and 33.3% for complying superannuation entities).

³ This represents the total amount of cash distributed in relation to all capital gains not already reflected in the capital gain amounts above.

⁴ AMIT CGT Gross Up Amount represents the gross up of the Discount Capital Gains.

The AMIT cost base net amount is nil.

Please retain for your tax records

Year-End Report

Pack

30 June 2022

MICROEQUITIES
ASSET MANAGEMENT

12 July 2022

TSO Pty Ltd ATF Sugar Bean Super Fund
Suite 1 Ground Floor 394 Sydney Road
Balgowlah NSW 2093
Australia



Dear Investor,

2022 Year end reporting pack

This year end reporting pack provides the following reports for TSO Pty Ltd ATF Sugar Bean Super Fund for this financial year to assist you with your accounting and tax reporting requirements:

Report Pack Contents

HOLDINGS SUMMARY	2
ANNUAL TAX STATEMENT(S).....	3
TRANSACTION STATEMENT(S)	7
DISTRIBUTION STATEMENT(S)	10

Should you have any questions about these reports or any Microequities investment please contact us on (02) 9009 2900.

Yours Sincerely

Microequities Asset Management



MICROEQUITIES ASSET MANAGEMENT PTY LTD | CAR 462438 of AFSL 287526
| Suite 3105, Level 31, Governor Macquarie Tower, 1 Farrer Place Sydney NSW 2000 | +61 2 9009 2900 |
invest@microequities.com.au

HOLDINGS SUMMARY

**MICROEQUITIES
ASSET MANAGEMENT**

Unitholder Number: 837968
 Unitholder Name: TSO Pty Ltd ATF Sugar Bean Super Fund
 Address: Suite 1 Ground Floor 394 Sydney Road, Balgowlah NSW 2093 Australia
 Email: dr_tvchai@hotmail.com



Holdings Summary As at 30th June 2022

Fund	Fund Name	Units	Average Unit Cost (\$)	Cost (\$)	Unit Price (\$)	Market Value (\$)
GVMF	Microequities Global Value Microcap Fund	311,256	1.1385	354,369.37	1.2240	380,977.34
HIMF	Microequities High Income Value Microcap Fund	151,653	1.3508	204,858.61	1.6032	243,130.09
						624,107.43



MICROEQUITIES ASSET MANAGEMENT PTY LTD. CAR 462438 of AFSL 287526 | Suite 3105, Level 31, Governor Macquarie Tower, 1 Farrer Place Sydney NSW 2000 | +61 2 9009 2900 | invest@microequities.com.au

GLOBAL VALUE MICROCAP FUND

MICROEQUITIES
ASSET MANAGEMENT

TSO Pty Ltd ATF Sugar Bean Super Fund
Suite 1 Ground Floor 394 Sydney Road
Balgowlah NSW 2093
Australia
dr_tvchai@hotmail.com



Unitholder Name:	TSO Pty Ltd ATF Sugar Bean Super Fund
Unitholder Number:	837968
Unit Balance at 30 June 2022:	311,256
Unit Price (ex distribution) at 30 June 2022:	\$1.224
Value (ex distribution) at 30 June 2022:	\$380,977.34

ANNUAL TAX STATEMENT 01 July 2021 to 30 June 2022

Part B Summary of Tax Return Items	Amount (\$)	Tax Return Label
<u>Tax Return (Supplementary Section)</u>		
Non-Primary production income	0	13U
Franked distributions from trusts	0	13C
Other deductions relating to distribution	0	13Y
Franking credits	0	13Q
Credit for tax file number (TFN) amounts withheld	0	13R
Credit for tax paid by trustee	0	13S
Total current year capital gains	0	18H
Net capital gain	0	18A
Assessable foreign source income	0	20E
Other net foreign source income	0	20M
Foreign income tax offsets	0	20O



MICROEQUITIES ASSET MANAGEMENT PTY LTD CAR 462438 of AFSL 287526
| Suite 3105, Level 31, Governor Macquarie Tower, 1 Farrer Place Sydney NSW 2000 | +61 2 9009 2900 |
invest@microequities.com.au

GLOBAL VALUE MICROCAP FUND

**MICROEQUITIES
ASSET MANAGEMENT**

Part C Components of Distribution

	Cash Distribution	Tax Paid/Offsets	Taxable Amount
Australian Income			
Dividends - franked amount	0	0	0
Dividends - unfranked amount	0		0
Interest	0		0
Other Income	0		0
Less: Other allowable trust deductions	0		0
Non Primary Production Income	0		0
Capital Gains (Non-Taxable Australian Property)			
Discounted capital gain	0		0
CGT concession amount	0		0
Capital gains - other method	0		0
Distributed Capital Gains	0		0
Net Capital Gains			
	Cash Distribution	Tax Paid/Offsets	Taxable Amount
Foreign Income			
Assessable foreign income	0	0	0
Other Non-assessable Amounts			
Tax-exempted amounts	0		
Tax-free amounts	0		
Tax-deferred amounts	3,571		
Capital Return	0		
Gross Cash Distribution	3,571		
Less Other Deductions from Distribution			
Less TFN amounts withheld	0		
Less Non-resident withholding tax	0		
Less Section 98 tax paid by trustee	0		
Less other expenses/(income)*	0		
Net Cash Distribution	3,571		

PLEASE RETAIN THIS STATEMENT FOR INCOME TAX PURPOSES

This statement has been prepared on the basis that you as an investor are an Australian resident individual taxpayer for income tax purposes. Where this is not the case, particular amounts may need to be recalculated. This statement has also been prepared without taking into account the investor's objectives, financial situation or needs. This tax statement does not constitute personal tax advice. Therefore, before preparing an income tax return, the investor should consider the appropriateness and relevance of the tax statement, taking into account their specific circumstances.

If the investor has any doubt about the taxation position of their investment, or requires any further information about their personal tax position, it is recommended that the investor talk to their accountant or tax adviser.

Other expenses/(income) relate to timing differences for accruals that are taken into account in different periods for accounting and tax.



MICROEQUITIES ASSET MANAGEMENT PTY LTD CAR 462438 of AFSL 287526
| Suite 3105, Level 31, Governor Macquarie Tower, 1 Farrer Place Sydney NSW 2000 | +61 2 9009 2900 |
invest@microequities.com.au

HIGH INCOME MICROCAP FUND

MICROEQUITIES
ASSET MANAGEMENT

TSO Pty Ltd ATF Sugar Bean Super Fund
Suite 1 Ground Floor 394 Sydney Road
Balgowlah NSW 2093
Australia
dr_tvchai@hotmail.com



Unitholder Name:	TSO Pty Ltd ATF Sugar Bean Super Fund
Unitholder Number:	837968
Unit Balance at 30 June 2022:	151,653
Unit Price (ex distribution) at 30 June 2022:	\$1.6032
Value (ex distribution) at 30 June 2022:	\$243,130.09

ANNUAL TAX STATEMENT 01 July 2021 to 30 June 2022

Part B Summary of Tax Return Items	Amount (\$)	Tax Return Label
<u>Tax Return (Supplementary Section)</u>		
Non-Primary production income	0	13U
Franked distributions from trusts	9,746	13C
Other deductions relating to distribution	0	13Y
Franking credits	6,096	13Q
Credit for tax file number (TFN) amounts withheld	0	13R
Credit for tax paid by trustee	0	13S
Total current year capital gains	12,750	18H
Net capital gain	6,375	18A
Assessable foreign source income	0	20E
Other net foreign source income	0	20M
Foreign income tax offsets	0	20O



MICROEQUITIES ASSET MANAGEMENT PTY LTD | CAR 462438 of AFSL 287526
| Suite 3105, Level 31, Governor Macquarie Tower, 1 Farrer Place Sydney NSW 2000 | +61 2 9009 2900 |
invest@microequities.com.au

HIGH INCOME MICROCAP FUND

MICROEQUITIES
ASSET MANAGEMENT

Part C Components of Distribution

	Cash Distribution	Tax Paid/Offsets	Taxable Amount
Australian Income			
Dividends - franked amount	3,650	6,096	9,746
Dividends - unfranked amount	0		0
Interest	0		0
Other Income	0		0
Less: Other allowable trust deductions	0		0
Non Primary Production Income	3,650		9,746
Capital Gains (Non-Taxable Australian Property)			
Discounted capital gain	6,375		6,375
CGT concession amount	6,375		0
Capital gains - other method	0		0
Distributed Capital Gains	12,750		6,375
Net Capital Gains			
	Cash Distribution	Tax Paid/Offsets	Taxable Amount
Foreign Income			
Assessable foreign income	0	0	0
Other Non-assessable Amounts			
Tax-exempted amounts	0		
Tax-free amounts	0		
Tax-deferred amounts	0		
Capital Return	0		
Gross Cash Distribution	16,400		
Less Other Deductions from Distribution			
Less TFN amounts withheld	0		
Less Non-resident withholding tax	0		
Less Section 98 tax paid by trustee	0		
Less other expenses/(income)*	(243)		
Net Cash Distribution	16,643		

PLEASE RETAIN THIS STATEMENT FOR INCOME TAX PURPOSES

This statement has been prepared on the basis that you as an investor are an Australian resident individual taxpayer for income tax purposes. Where this is not the case, particular amounts may need to be recalculated. This statement has also been prepared without taking into account the investor's objectives, financial situation or needs. This tax statement does not constitute personal tax advice. Therefore, before preparing an income tax return, the investor should consider the appropriateness and relevance of the tax statement, taking into account their specific circumstances.

If the investor has any doubt about the taxation position of their investment, or requires any further information about their personal tax position, it is recommended that the investor talk to their accountant or tax adviser.

Other expenses/(income) relate to timing differences for accruals that are taken into account in different periods for accounting and tax.



MICROEQUITIES ASSET MANAGEMENT PTY LTD | Suite 3105, Level 31, Governor Macquarie Tower, 1 Farrer Place Sydney NSW 2000 | +61 2 9009 2900 |
invest@microequities.com.au

GLOBAL VALUE MICROCAP FUND

MICROEQUITIES
ASSET MANAGEMENT

Unitholder Number: 837968
 Unitholder Name: TSO Pty Ltd ATF Sugar Bean Super Fund
 Address: Suite 1 Ground Floor 394 Sydney Road, Balgowlah NSW 2093 Australia
 Email: dr_tvchai@hotmail.com



TRANSACTION STATEMENT

Microequities Global Value Microcap Fund
 Transactions from 01 July 2021 to 30 June 2022

Summary as at 30/06/22 - Units: 311,256 Unit Price: \$1.224 Market Value: \$380,977.34

Date	Type	Units	Investment Amount(\$)	Distribution Reinvested (\$)	Distribution (\$)	Redemptions (\$)	Unit Price (\$)	Cumulative Units
30-06-2022	Distribution	0	0.00	0.00	3,570.51	0.00	0.0115	311,256
			0.00	0.00	3,570.51	0.00		



MICROEQUITIES ASSET MANAGEMENT PTY LTD. CAR 462438 of AFSL 287526 | Suite 3105, Level 31, Governor Macquarie Tower, 1 Farrer Place Sydney NSW 2000 | +61 2 9009 2900 | invest@microequities.com.au

HIGH INCOME MICROCAP FUND

**MICROEQUITIES
ASSET MANAGEMENT**

Unitholder Number: 837968
 Unitholder Name: TSO Pty Ltd ATF Sugar Bean Super Fund
 Address: Suite 1 Ground Floor 394 Sydney Road, Balgowlah NSW 2093 Australia
 Email: dr_tvchai@hotmail.com



TRANSACTION STATEMENT

Microequities High Income Value Microcap Fund
 Transactions from 01 July 2021 to 30 June 2022

Summary as at 30/06/22 - Units: 151,653 Unit Price: \$1.6032 Market Value: \$243,130.09

Date	Type	Units	Investment Amount(\$)	Distribution Reinvested (\$)	Distribution (\$)	Redemptions (\$)	Unit Price (\$)	Cumulative Units
01-07-2021	DRP	399	0.00	686.88	0.00	0.00	1.7215	147,707
30-07-2021	DRP	338	0.00	590.83	0.00	0.00	1.7480	148,045
31-08-2021	DRP	326	0.00	592.18	0.00	0.00	1.8165	148,371
30-09-2021	DRP	328	0.00	593.48	0.00	0.00	1.8094	148,699
29-10-2021	DRP	321	0.00	594.80	0.00	0.00	1.8529	149,020
30-11-2021	DRP	318	0.00	596.08	0.00	0.00	1.8745	149,338



MICROEQUITIES ASSET MANAGEMENT PTY LTD. CAR 462438 of AFSL 287526 | Suite 3105, Level 31, Governor Macquarie Tower, 1 Farrer Place Sydney NSW 2000 | +61 2 9009 2900 | invest@microequities.com.au

HIGH INCOME MICROCAP FUND

MICROEQUITIES
ASSET MANAGEMENT

Unitholder Number: 837968
 Unitholder Name: TSO Pty Ltd ATF Sugar Bean Super Fund
 Address: Suite 1 Ground Floor 394 Sydney Road, Balgowlah NSW 2093 Australia
 Email: dr_tvchai@hotmail.com



TRANSACTION STATEMENT

Microequities High Income Value Microcap Fund
 Transactions from 01 July 2021 to 30 June 2022

Date	Type	Units	Investment Amount(\$)	Distribution Reinvested (\$)	Distribution (\$)	Redemptions (\$)	Unit Price (\$)	Cumulative Units
31-12-2021	DRP	313	0.00	597.35	0.00	0.00	1.9085	149,651
31-01-2022	DRP	414	0.00	748.26	0.00	0.00	1.8074	150,065
28-02-2022	DRP	402	0.00	750.33	0.00	0.00	1.8665	150,467
31-03-2022	DRP	380	0.00	752.34	0.00	0.00	1.9798	150,847
29-04-2022	DRP	392	0.00	754.24	0.00	0.00	1.9241	151,239
31-05-2022	DRP	414	0.00	756.20	0.00	0.00	1.8266	151,653
30-06-2022	Distribution	0	0.00	0.00	9,316.87	0.00	0.0614	151,653
			0.00	8,012.97	9,316.87	0.00		



MICROEQUITIES ASSET MANAGEMENT PTY LTD. CAR 462438 of AFSL 287526 | Suite 3105, Level 31, Governor Macquarie Tower, 1 Farrer Place Sydney NSW 2000 | +61 2 9009 2900 | invest@microequities.com.au

GLOBAL VALUE MICROCAP FUND

MICROEQUITIES
ASSET MANAGEMENT



Unitholder Number: 837968
Unitholder Name: TSO Pty Ltd ATF Sugar Bean Super Fund
Address: Suite 1 Ground Floor 394 Sydney Road, Balgowlah NSW
2093 Australia
Email: dr_tvchai@hotmail.com

12 July 2022

Microequities Global Value Microcap Fund DISTRIBUTION STATEMENT Distribution Date: 30 June 2022

Distribution

Distribution cents per unit [^]	\$0.0115
Number of units held prior to distribution	311,256
Gross Distribution Amount	\$3,570.51
Less:	
Tax file number deductions (if no TFN supplied)	\$0.00
Non-resident withholding tax	\$0.00
Total Taxes	\$0.00
Net Distribution Amount:	\$3,570.51

Distribution Reinvestment

Number of units held prior to distribution	311,256
Number of units from distribution reinvestment @ \$1.2240 (1 Jul 2022)*	2,917
Number of units held after reinvestment of this distribution	314,173

[^] The distribution cents per unit has been rounded to 4 decimal places.

* The number of units issued in terms of the distribution reinvestment has been rounded to the nearest whole number. The implied unit price for the distribution reinvestment is calculated as the Net Distribution Amount divided by the rounded number of units issued.

Please Note:

The franking credits and tax components related to distributions made during the year will be set out in the Annual Tax Statement that will be available a few weeks after the 30 June financial year end.



MICROEQUITIES ASSET MANAGEMENT PTY LTD CAR 462438 of AFSL 287526
| Suite 3105, Level 31, Governor Macquarie Tower, 1 Farrer Place Sydney NSW 2000 | +61 2 9009 2900 |
invest@microequities.com.au

HIGH INCOME MICROCAP FUND

MICROEQUITIES
ASSET MANAGEMENT



Unitholder Number: 837968
Unitholder Name: TSO Pty Ltd ATF Sugar Bean Super Fund
Address: Suite 1 Ground Floor 394 Sydney Road, Balgowlah NSW
2093 Australia
Email: dr_tvchai@hotmail.com

12 July 2022

Microequities High Income Value Microcap Fund DISTRIBUTION STATEMENT Distribution Date: 30 June 2022

Distribution

Distribution cents per unit [^]	\$0.0614
Number of units held prior to distribution	151,653
Gross Distribution Amount	\$9,316.87
Less:	
Tax file number deductions (if no TFN supplied)	\$0.00
Non-resident withholding tax	\$0.00
Total Taxes	\$0.00
Net Distribution Amount:	\$9,316.87

Distribution Reinvestment

Number of units held prior to distribution	151,653
Number of units from distribution reinvestment @ \$1.6033 (1 Jul 2022)*	5,811
Number of units held after reinvestment of this distribution	157,464

[^] The distribution cents per unit has been rounded to 4 decimal places.

* The number of units issued in terms of the distribution reinvestment has been rounded to the nearest whole number. The implied unit price for the distribution reinvestment is calculated as the Net Distribution Amount divided by the rounded number of units issued.

Please Note:

The franking credits and tax components related to distributions made during the year will be set out in the Annual Tax Statement that will be available a few weeks after the 30 June financial year end.



MICROEQUITIES ASSET MANAGEMENT PTY LTD. CAR 462438 of AFSL 287526
| Suite 3105, Level 31, Governor Macquarie Tower, 1 Farrer Place Sydney NSW 2000 | +61 2 9009 2900 |
invest@microequities.com.au

HIGH INCOME MICROCAP FUND

MICROEQUITIES
ASSET MANAGEMENT



Unitholder Number: 837968
Unitholder Name: TSO Pty Ltd ATF Sugar Bean Super Fund
Address: Suite 1 Ground Floor 394 Sydney Road, Balgowlah NSW
2093 Australia
Email: dr_tvchai@hotmail.com

12 July 2022

Microequities High Income Value Microcap Fund DISTRIBUTION STATEMENT Distribution Date: 30 July 2021

Distribution

Distribution cents per unit [^]	\$0.0040
Number of units held prior to distribution	147,707
Gross Distribution Amount	\$590.83

Less:	
Tax file number deductions (if no TFN supplied)	\$0.00
Non-resident withholding tax	\$0.00
Total Taxes	\$0.00
Net Distribution Amount:	\$590.83

Distribution Reinvestment

Number of units held prior to distribution	147,707
Number of units from distribution reinvestment @ \$1.7480 (30 Jul 2021)*	338
Number of units held after reinvestment of this distribution	148,045

[^] The distribution cents per unit has been rounded to 4 decimal places.

* The number of units issued in terms of the distribution reinvestment has been rounded to the nearest whole number. The implied unit price for the distribution reinvestment is calculated as the Net Distribution Amount divided by the rounded number of units issued.

Please Note:

The franking credits and tax components related to distributions made during the year will be set out in the Annual Tax Statement that will be available a few weeks after the 30 June financial year end.



MICROEQUITIES ASSET MANAGEMENT PTY LTD CAR 462438 of AFSL 287526
Suite 3105, Level 31, Governor Macquarie Tower, 1 Farrer Place Sydney NSW 2000 | +61 2 9009 2900 |
invest@microequities.com.au

HIGH INCOME MICROCAP FUND

MICROEQUITIES
ASSET MANAGEMENT



Unitholder Number: 837968
Unitholder Name: TSO Pty Ltd ATF Sugar Bean Super Fund
Address: Suite 1 Ground Floor 394 Sydney Road, Balgowlah NSW
2093 Australia
Email: dr_tvchai@hotmail.com

12 July 2022

Microequities High Income Value Microcap Fund DISTRIBUTION STATEMENT Distribution Date: 31 August 2021

Distribution

Distribution cents per unit [^]		\$0.0040
Number of units held prior to distribution		148,045
Gross Distribution Amount		\$592.18
Less:		
Tax file number deductions (if no TFN supplied)	\$0.00	
Non-resident withholding tax	\$0.00	
Total Taxes	\$0.00	
Net Distribution Amount:		\$592.18

Distribution Reinvestment

Number of units held prior to distribution		148,045
Number of units from distribution reinvestment @ \$1.8165 (31 Aug 2021)*		326
Number of units held after reinvestment of this distribution		148,371

[^] The distribution cents per unit has been rounded to 4 decimal places.

* The number of units issued in terms of the distribution reinvestment has been rounded to the nearest whole number. The implied unit price for the distribution reinvestment is calculated as the Net Distribution Amount divided by the rounded number of units issued.

Please Note:

The franking credits and tax components related to distributions made during the year will be set out in the Annual Tax Statement that will be available a few weeks after the 30 June financial year end.



MICROEQUITIES ASSET MANAGEMENT PTY LTD CAR 462438 of AFSL 287526
| Suite 3105, Level 31, Governor Macquarie Tower, 1 Farrer Place Sydney NSW 2000 | +61 2 9009 2900 |
invest@microequities.com.au

HIGH INCOME MICROCAP FUND

MICROEQUITIES
ASSET MANAGEMENT



Unitholder Number: 837968
Unitholder Name: TSO Pty Ltd ATF Sugar Bean Super Fund
Address: Suite 1 Ground Floor 394 Sydney Road, Balgowlah NSW
2093 Australia
Email: dr_tvchai@hotmail.com

12 July 2022

Microequities High Income Value Microcap Fund DISTRIBUTION STATEMENT Distribution Date: 30 September 2021

Distribution

Distribution cents per unit [^]	\$0.0040
Number of units held prior to distribution	148,371
Gross Distribution Amount	\$593.48
Less:	
Tax file number deductions (if no TFN supplied)	\$0.00
Non-resident withholding tax	\$0.00
Total Taxes	\$0.00
Net Distribution Amount:	\$593.48

Distribution Reinvestment

Number of units held prior to distribution	148,371
Number of units from distribution reinvestment @ \$1.8094 (30 Sep 2021)*	328
Number of units held after reinvestment of this distribution	148,699

[^] The distribution cents per unit has been rounded to 4 decimal places.

* The number of units issued in terms of the distribution reinvestment has been rounded to the nearest whole number. The implied unit price for the distribution reinvestment is calculated as the Net Distribution Amount divided by the rounded number of units issued.

Please Note:

The franking credits and tax components related to distributions made during the year will be set out in the Annual Tax Statement that will be available a few weeks after the 30 June financial year end.



MICROEQUITIES ASSET MANAGEMENT PTY LTD | CAR 462438 of AFSI 287526
| Suite 3105, Level 31, Governor Macquarie Tower, 1 Farrer Place Sydney NSW 2000 | +61 2 9009 2900 |
invest@microequities.com.au

HIGH INCOME MICROCAP FUND

MICROEQUITIES
ASSET MANAGEMENT



Unitholder Number: 837968
Unitholder Name: TSO Pty Ltd ATF Sugar Bean Super Fund
Address: Suite 1 Ground Floor 394 Sydney Road, Balgowlah NSW
2093 Australia
Email: dr_tvchai@hotmail.com

12 July 2022

Microequities High Income Value Microcap Fund DISTRIBUTION STATEMENT Distribution Date: 29 October 2021

Distribution

Distribution cents per unit [^]	\$0.0040
Number of units held prior to distribution	148,699
Gross Distribution Amount	\$594.80
Less:	
Tax file number deductions (if no TFN supplied)	\$0.00
Non-resident withholding tax	\$0.00
Total Taxes	\$0.00
Net Distribution Amount:	\$594.80

Distribution Reinvestment

Number of units held prior to distribution	148,699
Number of units from distribution reinvestment @ \$1.8529 (29 Oct 2021)*	321
Number of units held after reinvestment of this distribution	149,020

[^] The distribution cents per unit has been rounded to 4 decimal places.

* The number of units issued in terms of the distribution reinvestment has been rounded to the nearest whole number. The implied unit price for the distribution reinvestment is calculated as the Net Distribution Amount divided by the rounded number of units issued.

Please Note:

The franking credits and tax components related to distributions made during the year will be set out in the Annual Tax Statement that will be available a few weeks after the 30 June financial year end.



MICROEQUITIES ASSET MANAGEMENT PTY LTD CAR 462438 of AFSL 287526
| Suite 3105, Level 31, Governor Macquarie Tower, 1 Farrer Place Sydney NSW 2000 | +61 2 9009 2900 |
invest@microequities.com.au

HIGH INCOME MICROCAP FUND

MICROEQUITIES
ASSET MANAGEMENT



Unitholder Number: 837968
Unitholder Name: TSO Pty Ltd ATF Sugar Bean Super Fund
Address: Suite 1 Ground Floor 394 Sydney Road, Balgowlah NSW
2093 Australia
Email: dr_tvchai@hotmail.com

12 July 2022

Microequities High Income Value Microcap Fund DISTRIBUTION STATEMENT Distribution Date: 30 November 2021

Distribution

Distribution cents per unit [^]		\$0.0040
Number of units held prior to distribution		149,020
Gross Distribution Amount		\$596.08
Less:		
Tax file number deductions (if no TFN supplied)	\$0.00	
Non-resident withholding tax	\$0.00	
Total Taxes	\$0.00	
Net Distribution Amount:		\$596.08

Distribution Reinvestment

Number of units held prior to distribution	149,020
Number of units from distribution reinvestment @ \$1.8745 (30 Nov 2021)*	318
Number of units held after reinvestment of this distribution	149,338

[^] The distribution cents per unit has been rounded to 4 decimal places.

* The number of units issued in terms of the distribution reinvestment has been rounded to the nearest whole number. The implied unit price for the distribution reinvestment is calculated as the Net Distribution Amount divided by the rounded number of units issued.

Please Note:

The franking credits and tax components related to distributions made during the year will be set out in the Annual Tax Statement that will be available a few weeks after the 30 June financial year end.



MICROEQUITIES ASSET MANAGEMENT PTY LTD CAR 462438 of AFSL 287526
| Suite 3105, Level 31, Governor Macquarie Tower, 1 Farrer Place Sydney NSW 2000 | +61 2 9009 2900 |
invest@microequities.com.au

HIGH INCOME MICROCAP FUND

MICROEQUITIES
ASSET MANAGEMENT



Unitholder Number: 837968
Unitholder Name: TSO Pty Ltd ATF Sugar Bean Super Fund
Address: Suite 1 Ground Floor 394 Sydney Road, Balgowlah NSW
2093 Australia
Email: dr_tvchai@hotmail.com

12 July 2022

Microequities High Income Value Microcap Fund DISTRIBUTION STATEMENT Distribution Date: 31 December 2021

Distribution

Distribution cents per unit [^]		\$0.0040
Number of units held prior to distribution		149,338
Gross Distribution Amount		\$597.35
Less:		
Tax file number deductions (if no TFN supplied)	\$0.00	
Non-resident withholding tax	\$0.00	
Total Taxes	\$0.00	
Net Distribution Amount:		\$597.35

Distribution Reinvestment

Number of units held prior to distribution	149,338
Number of units from distribution reinvestment @ \$1.9085 (31 Dec 2021)*	313
Number of units held after reinvestment of this distribution	149,651

[^] The distribution cents per unit has been rounded to 4 decimal places.

* The number of units issued in terms of the distribution reinvestment has been rounded to the nearest whole number. The implied unit price for the distribution reinvestment is calculated as the Net Distribution Amount divided by the rounded number of units issued.

Please Note:

The franking credits and tax components related to distributions made during the year will be set out in the Annual Tax Statement that will be available a few weeks after the 30 June financial year end.



MICROEQUITIES ASSET MANAGEMENT PTY LTD CAR 462438 of APSL 287526
| Suite 3105, Level 31, Governor Macquarie Tower, 1 Farrer Place Sydney NSW 2000 | +61 2 9009 2900 |
invest@microequities.com.au

HIGH INCOME MICROCAP FUND

MICROEQUITIES
ASSET MANAGEMENT



Unitholder Number: 837968
Unitholder Name: TSO Pty Ltd ATF Sugar Bean Super Fund
Address: Suite 1 Ground Floor 394 Sydney Road, Balgowlah NSW
2093 Australia
Email: dr_tvchai@hotmail.com

12 July 2022

Microequities High Income Value Microcap Fund DISTRIBUTION STATEMENT Distribution Date: 31 January 2022

Distribution

Distribution cents per unit [^]	\$0.0050
Number of units held prior to distribution	149,651
Gross Distribution Amount	\$748.26

Less:

Tax file number deductions (if no TFN supplied)	\$0.00
Non-resident withholding tax	\$0.00
Total Taxes	\$0.00
Net Distribution Amount:	\$748.26

Distribution Reinvestment

Number of units held prior to distribution	149,651
Number of units from distribution reinvestment @ \$1.8074 (31 Jan 2022)*	414
Number of units held after reinvestment of this distribution	150,065

[^] The distribution cents per unit has been rounded to 4 decimal places.

* The number of units issued in terms of the distribution reinvestment has been rounded to the nearest whole number. The implied unit price for the distribution reinvestment is calculated as the Net Distribution Amount divided by the rounded number of units issued.

Please Note:

The franking credits and tax components related to distributions made during the year will be set out in the Annual Tax Statement that will be available a few weeks after the 30 June financial year end.



MICROEQUITIES ASSET MANAGEMENT PTY LTD | AR 462438 of AFSL 287526
| Suite 3105, Level 31, Governor Macquarie Tower, 1 Farrer Place Sydney NSW 2000 | +61 2 9009 2900 |
invest@microequities.com.au

HIGH INCOME MICROCAP FUND

MICROEQUITIES
ASSET MANAGEMENT



Unitholder Number: 837968
Unitholder Name: TSO Pty Ltd ATF Sugar Bean Super Fund
Address: Suite 1 Ground Floor 394 Sydney Road, Balgowlah NSW
2093 Australia
Email: dr_tvchai@hotmail.com

12 July 2022

Microequities High Income Value Microcap Fund DISTRIBUTION STATEMENT Distribution Date: 28 February 2022

Distribution

Distribution cents per unit [^]		\$0.0050
Number of units held prior to distribution		150,065
Gross Distribution Amount		\$750.33
Less:		
Tax file number deductions (if no TFN supplied)	\$0.00	
Non-resident withholding tax	\$0.00	
Total Taxes	\$0.00	
Net Distribution Amount:		\$750.33

Distribution Reinvestment

Number of units held prior to distribution		150,065
Number of units from distribution reinvestment @ \$1.8665 (28 Feb 2022)*		402
Number of units held after reinvestment of this distribution		150,467

[^] The distribution cents per unit has been rounded to 4 decimal places.

* The number of units issued in terms of the distribution reinvestment has been rounded to the nearest whole number. The implied unit price for the distribution reinvestment is calculated as the Net Distribution Amount divided by the rounded number of units issued.

Please Note:

The franking credits and tax components related to distributions made during the year will be set out in the Annual Tax Statement that will be available a few weeks after the 30 June financial year end.



MICROEQUITIES ASSET MANAGEMENT PTY LTD CAR 462438 of AFSL 287526
| Suite 3105, Level 31, Governor Macquarie Tower, 1 Farrer Place Sydney NSW 2000 | +61 2 9009 2900 |
invest@microequities.com.au

HIGH INCOME MICROCAP FUND

MICROEQUITIES
ASSET MANAGEMENT



Unitholder Number: 837968
Unitholder Name: TSO Pty Ltd ATF Sugar Bean Super Fund
Address: Suite 1 Ground Floor 394 Sydney Road, Balgowlah NSW
2093 Australia
Email: dr_tvchai@hotmail.com

12 July 2022

Microequities High Income Value Microcap Fund DISTRIBUTION STATEMENT Distribution Date: 31 March 2022

Distribution

Distribution cents per unit [^]	\$0.0050
Number of units held prior to distribution	150,467
Gross Distribution Amount	\$752.34
Less:	
Tax file number deductions (if no TFN supplied)	\$0.00
Non-resident withholding tax	\$0.00
Total Taxes	\$0.00
Net Distribution Amount:	\$752.34

Distribution Reinvestment

Number of units held prior to distribution	150,467
Number of units from distribution reinvestment @ \$1.9793 (31 Mar 2022)*	380
Number of units held after reinvestment of this distribution	150,847

[^] The distribution cents per unit has been rounded to 4 decimal places.

* The number of units issued in terms of the distribution reinvestment has been rounded to the nearest whole number. The implied unit price for the distribution reinvestment is calculated as the Net Distribution Amount divided by the rounded number of units issued.

Please Note:

The franking credits and tax components related to distributions made during the year will be set out in the Annual Tax Statement that will be available a few weeks after the 30 June financial year end.



MICROEQUITIES ASSET MANAGEMENT PTY LTD CAR 462438 of AFSL 287526
| Suite 3105, Level 31, Governor Macquarie Tower, 1 Farrer Place Sydney NSW 2000 | +61 2 9009 2900 |
invest@microequities.com.au

HIGH INCOME MICROCAP FUND

MICROEQUITIES
ASSET MANAGEMENT



Unitholder Number: 837968
Unitholder Name: TSO Pty Ltd ATF Sugar Bean Super Fund
Address: Suite 1 Ground Floor 394 Sydney Road, Balgowlah NSW
2093 Australia
Email: dr_tvchai@hotmail.com

12 July 2022

Microequities High Income Value Microcap Fund DISTRIBUTION STATEMENT Distribution Date: 29 April 2022

Distribution

Distribution cents per unit [^]	\$0.0050
Number of units held prior to distribution	150,847
Gross Distribution Amount	\$754.24

Less:

Tax file number deductions (if no TFN supplied)	\$0.00
Non-resident withholding tax	\$0.00
Total Taxes	\$0.00
Net Distribution Amount:	\$754.24

Distribution Reinvestment

Number of units held prior to distribution	150,847
Number of units from distribution reinvestment @ \$1.9241 (29 Apr 2022)*	392
Number of units held after reinvestment of this distribution	151,239

[^] The distribution cents per unit has been rounded to 4 decimal places.

* The number of units issued in terms of the distribution reinvestment has been rounded to the nearest whole number. The implied unit price for the distribution reinvestment is calculated as the Net Distribution Amount divided by the rounded number of units issued.

Please Note:

The franking credits and tax components related to distributions made during the year will be set out in the Annual Tax Statement that will be available a few weeks after the 30 June financial year end.



MICROEQUITIES ASSET MANAGEMENT PTY LTD CAR 462438 of AFSL 287526
| Suite 3105, Level 31, Governor Macquarie Tower, 1 Farrer Place Sydney NSW 2000 | +61 2 9009 2900 |
invest@microequities.com.au

HIGH INCOME MICROCAP FUND

MICROEQUITIES
ASSET MANAGEMENT



Unitholder Number: 837968
Unitholder Name: TSO Pty Ltd ATF Sugar Bean Super Fund
Address: Suite 1 Ground Floor 394 Sydney Road, Balgowlah NSW
2093 Australia
Email: dr_tvchai@hotmail.com

12 July 2022

Microequities High Income Value Microcap Fund DISTRIBUTION STATEMENT Distribution Date: 31 May 2022

Distribution

Distribution cents per unit [^]		\$0.0050
Number of units held prior to distribution		151,239
Gross Distribution Amount		\$756.20
Less:		
Tax file number deductions (if no TFN supplied)	\$0.00	
Non-resident withholding tax	\$0.00	
Total Taxes	\$0.00	
Net Distribution Amount:		\$756.20

Distribution Reinvestment

Number of units held prior to distribution	151,239
Number of units from distribution reinvestment @ \$1.8266 (31 May 2022)*	414
Number of units held after reinvestment of this distribution	151,653

[^] The distribution cents per unit has been rounded to 4 decimal places.

* The number of units issued in terms of the distribution reinvestment has been rounded to the nearest whole number. The implied unit price for the distribution reinvestment is calculated as the Net Distribution Amount divided by the rounded number of units issued.

Please Note:

The franking credits and tax components related to distributions made during the year will be set out in the Annual Tax Statement that will be available a few weeks after the 30 June financial year end.

MICROEQUITIES ASSET MANAGEMENT PTY LTD CAR 462438 of AFSL 287526
| Suite 3105, Level 31, Governor Macquarie Tower, 1 Farrer Place Sydney NSW 2000 | +61 2 9009 2900 |
invest@microequities.com.au





TSO Pty Ltd ATF Sugar Bean Super Fund
 G/F Suite 1
 394 Sydney Road
 BALGOWLAH NSW 2093

21 July 2022
Investor No. 800013

Smallco Investment Manager Limited Statement for period 01 July 2021 to 30 June 2022

Summary of your Investments as at 30 June 2022

Portfolio Name	Units	Unit Price	Market Value
Smallco Broadcap Fund	147,033.78	\$1.6827	\$247,413.74

Details of your transactions for the period 01 July 2021 to 30 June 2022

Smallco Broadcap Fund

Effective Date	Description	Amount	Unit Price	Number of Units	Unit Balance
01 Jul 21	Opening Balance	\$284,207.00	\$2.0682		137,417.56
01 Jul 21	Distribution Reinvestment	\$19,978.66	\$2.0776	9,616.22	147,033.78
30 Jun 22	Distribution	\$15,718.96			147,033.78
30 Jun 22	Closing Balance	\$247,413.74	\$1.6827		147,033.78
Total		\$19,978.66		9,616.22	
Return On Investment					<u>(\$41,052.96)</u>



Total fees you paid for the period of 01 July 2021 to 30 June 2022

Smallco Broadcap Fund

Fees and Costs Summary

Fees deducted directly from your account

This amount has been deducted directly from your account (reflected in the transactions listed on this statement). **\$0.00**

Fees and costs deducted from your investment

This approximate amount has been deducted from your investment and covers amounts that have reduced the return on your investment and that are not reflected as transactions listed on this statement or in the Additional explanation of fees and costs. **\$7,451.69**

TOTAL FEES AND COSTS YOU PAID

This approximate amount includes all the fees and costs that affected your investment during the period. **\$7,451.69**

Additional Explanation of Fees and Costs

There are no additional fees and costs deducted from your account.

Complaints Resolution:

The Responsible Entity has a formal process to deal with complaints and is committed to resolving complaints fairly and efficiently. If you have a complaint, please direct these to:

Smallco Investment Manager Limited
GPO Box 4564
Sydney
NSW
Australia
Telephone: 02 8526 1000
Fax: 02 8256 1010
Email: complaints@smallco.com.au

If you are not satisfied with the resolution of your complaint, you can refer your complaint to the Australian Financial Complaints Authority (AFCA).

Website: www.afca.org.au

Telephone: 1800 931 678

Email: info@afca.org.au

In writing to: Australian Financial Complaints Authority, GPO Box 3, Melbourne VIC 3001

Please keep this statement as a record of your transactions for the period.

TSO Pty Ltd ATF Sugar Bean Super Fund
G/F Suite 1
394 Sydney Road
BALGOWLAH NSW 2093

Part A: Your details

Investor No. 800013

TFN/ABN status. Quoted

You are recorded as being a Superannuation Fund

Tax residency at statement date Australia

Smallco Broadcap Fund
Attribution Managed Investment Trust Member Annual Statement
for the year ended 30 June 2022

Part B: Summary of 2022 tax return information (supplementary section) items for a resident individual

Item	Amount	Tax return label
Share of net income from trusts, less capital gains, foreign income and franked distributions	0.00	13U
Franked distributions from trusts	2,546.09	13C
Share of franking credit from franked dividends	2,546.09	13Q
Share of credit for tax file number amounts withheld from interest, dividends and unit trust distributions	0.00	13R
Share of credit for foreign resident withholding amounts (excluding capital gains)	0.00	13A
Net capital gain	7,510.22	18A
Total current year capital gains	15,020.44	18H
CFC income	0.00	19K
Assessable foreign source income	0.00	20E
Other net foreign source income	0.00	20M
Australian franking credits from a New Zealand franking company	0.00	20F
Foreign income tax offset*	0.00	20O

*To work out your foreign income tax offset (FITO) entitlement, see 20 Foreign source income and foreign assets or property or the Guide to foreign tax offset rules 2022.

Capital gains tax information – Additional information for item 18	Amount	
Capital gains - Discounted method	15,020.44	(grossed up amount)
Capital gains - Other method	0.00	
Total current year capital gains	15,020.44	



Part C: Components of attribution

	Cash distributions	Tax paid or franking credit gross up	Attributable amount
Australian income			
Interest (subject to non-resident withholding tax)			0.00
Interest (not subject to non-resident withholding tax)			0.00
Dividends - Unfranked amount declared to be CFI			0.00
Dividends - Unfranked amount not declared to be CFI			0.00
Other assessable Australian income (Other)			0.00
Other assessable Australian income (NCMI)			0.00
Other assessable Australian income (Excluded from NCMI)			0.00
Other assessable Australian income (CBMI)			0.00
Non-primary production income			0.00
Dividends - Franked amount (Franked distributions)		2,546.09	2,546.09
Capital gains			
Capital gains - Discounted method TAP (Other)			0.00
Capital gains - Discounted method TAP (NCMI)			0.00
Capital gains - Discounted method TAP (Excluded from NCMI)			0.00
Capital gains - Discounted method TAP (CBMI)			0.00
Capital gains - Discounted method NTAP			7,510.22
Capital gains - Other method TAP (Other)			0.00
Capital gains - Other method TAP (NCMI)			0.00
Capital gains - Other method TAP (Excluded from NCMI)			0.00
Capital gains - Other method TAP (CBMI)			0.00
Capital gains - Other method NTAP			0.00
Net capital gains		0.00	7,510.22
AMIT CGT gross up amount			7,510.22
Other capital gains distribution			
Total current year capital gains			15,020.44
Foreign income			
Other net foreign source income		0.00	0.00
Assessable foreign source income		0.00	0.00
Australian franking credit from a New Zealand franking company		0.00	0.00
CFC income			0.00
Total foreign income		0.00	0.00
Non-assessable amounts			Amount
Net exempt income			0.00
Non-assessable non-exempt amount			0.00
Other non-attributable amounts			0.00
Total non-assessable amounts			0.00



Part C: Components of attribution continued....	Cash distributions	Tax paid or franking credit gross up	Attributable amount
Gross cash distribution	15,718.96		
Less: TFN amounts withheld	0.00		
Net cash distribution	<u>15,718.96</u>		
Tax offsets			Amount
Franking credit tax offset from Australian resident companies			2,546.09
Foreign income tax offset			0.00
Total tax offsets			<u>2,546.09</u>
Attributed Managed Investment Trust ('AMIT') cost base adjustments			
AMIT cost base net amount - excess (decrease cost base)			698.52
AMIT cost base net amount - shortfall (increase cost base)			0.00

Please retain this statement for income tax purposes.



TSO Pty Ltd ATF Sugar Bean Super Fund
G/F Suite 1
394 Sydney Road
BALGOWLAH NSW 2093

13 July 2022
Investor No. 800013

**Smallco Broadcap Fund
Distribution Confirmation**

Summary of Distribution

Effective Date	Number of Units	Distribution Cents per Unit	Amount	Withholding Tax	Net Distribution
30 Jun 22	147,033.78	10.690716	\$15,718.96	\$0.00	\$15,718.96

Distribution Transaction Confirmation

Effective Date	Description	Amount	Unit Price	Number of Units	Unit Balance
30 Jun 22	Distribution	\$15,718.96			147,033.78
01 Jul 22	Distribution Reinvestment	\$15,718.96	\$1.6903	9,299.51	156,333.29
Total		\$15,718.96		9,299.51	

Distribution proceeds have been reinvested as per your instructions.

Please keep this confirmation as a record of your distribution.

23900 - Dividends Received

2022 Financial Year

Preparer Shelley Lian

Reviewer Steven Lee

Status Completed

Account Code	Description	CY Balance	LY Balance	Change
ANZ.AX	Australia And New Zealand Banking Group Limited	(\$7,930.70)	(\$3,351.00)	136.67%
AWC.AX	Alumina Limited	(\$1,016.99)	(\$887.13)	14.64%
BHP.AX	BHP Group Limited	(\$79,339.31)	(\$16,114.09)	392.36%
CSL.AX	CSL Limited	(\$1,644.06)	(\$1,381.14)	19.04%
EDV.AX	Endeavour Group Limited	(\$171.29)		100%
LNK.AX	Link Administration Holdings Limited	(\$3,273.18)		100%
MAM.AX	Microequities Asset Management Group Limited	(\$6,875.00)	(\$1,875.00)	266.67%
MPL.AX	Medibank Private Limited	(\$744.26)	(\$692.73)	7.44%
MTS.AX	Metcash Limited - Ordinary Fully Paid	(\$7,600.00)	(\$5,510.00)	37.93%
ORG.AXW	Origin Energy Limited	(\$77.25)	(\$223.48)	(65.43)%
PPT.AX	Perpetual Limited	(\$1,512.48)	(\$932.00)	62.28%
RIO.AX	RIO Tinto Limited	(\$5,002.59)	(\$2,371.15)	110.98%
WBC.AX	Westpac Banking Corporation	(\$10,015.66)	(\$7,072.08)	41.62%
WOW.AX	Woolworths Group Limited	(\$2,313.44)	(\$2,424.27)	(4.57)%
WPL.AX	Woodside Petroleum Ltd	(\$901.91)	(\$239.29)	276.91%
TOTAL		CY Balance	LY Balance	
		(\$128,418.12)	(\$43,073.36)	

Supporting Documents

- Investment Income Comparison Report Report
- Dividend Reconciliation Report Report
- LNK_Dividend_Advice_2022_04_08.pdf
- LNK_Dividend_Advice_2021_10_20-1.pdf

Standard Checklist

- Attach copies of all dividend statements
- Attach copy of Dividend Reconciliation Report
- Attach copy of Investment Income Comparison Report

Sugar Bean Super Fund

Dividend Reconciliation Report

For The Period 01 July 2021 - 30 June 2022

Date	Net Payment Received	Australian Income			Foreign Income			Withheld		
		Unfranked	Franked	Franking Credits	Foreign Income	Foreign Credits	NZ Credits	TFN Withheld	Non-Resident	LIC Deduction
Shares in Listed Companies (Australian)										
ANZ.AX Australia And New Zealand Banking Group Limited										
01/07/2021	3,909.50	0.00	3,909.50	1,675.50						
16/12/2021	4,021.20	0.00	4,021.20	1,723.37						
	7,930.70	0.00	7,930.70	3,398.87						
AWC.AX Alumina Limited										
15/09/2021	553.01	0.00	553.01	237.00						
17/03/2022	463.98	0.00	463.98	198.85						
	1,016.99	0.00	1,016.99	435.85						
BHP.AX BHP Group Limited										
21/09/2021	21,179.11	0.00	21,179.11	9,076.76						
28/03/2022	16,228.36	0.00	16,228.36	6,955.01						
01/06/2022	41,931.84	0.00	41,931.84	17,970.79						
	79,339.31	0.00	79,339.31	34,002.56						
CSL.AX CSL Limited										
30/09/2021	778.93	701.04	77.89	33.38						
06/04/2022	865.13	865.13								

Sugar Bean Super Fund

Dividend Reconciliation Report

For The Period 01 July 2021 - 30 June 2022

Date	Net Payment Received	Australian Income			Foreign Income			Withheld		
		Unfranked	Franked	Franking Credits	Foreign Income	Foreign Credits	NZ Credits	TFN Withheld	Non-Resident	LIC Deduction
	1,644.06	1,566.17	77.89	33.38						
EDV.AX Endeavour Group Limited										
22/09/2021	171.29	0.00	171.29	73.41						
	171.29	0.00	171.29	73.41						
LNK.AX Link Administration Holdings Limited										
20/10/2021	2,117.94	0.00	2,117.94	907.69						
08/04/2022	1,155.24	0.00	1,155.24	495.10						
	3,273.18	0.00	3,273.18	1,402.79						
MAM.AX Microequities Asset Management Group Limited										
23/09/2021	3,125.00	0.00	3,125.00	1,097.97						
17/03/2022	3,750.00	0.00	3,750.00	1,250.00						
	6,875.00	0.00	6,875.00	2,347.97						
MPL.AX Medibank Private Limited										
30/09/2021	395.03	0.00	395.03	169.30						
24/03/2022	349.23	0.00	349.23	149.67						
	744.26	0.00	744.26	318.97						

MTS.AX Metcash Limited - Ordinary Fully Paid

Sugar Bean Super Fund

Dividend Reconciliation Report

For The Period 01 July 2021 - 30 June 2022

Date	Net Payment Received	Australian Income			Foreign Income			Withheld		
		Unfranked	Franked	Franking Credits	Foreign Income	Foreign Credits	NZ Credits	TFN Withheld	Non-Resident	LIC Deduction
11/08/2021	3,610.00	0.00	3,610.00	1,547.14						
28/01/2022	3,990.00	0.00	3,990.00	1,710.00						
	7,600.00	0.00	7,600.00	3,257.14						
ORG.AX Origin Energy Limited										
01/10/2021	77.25	77.25	0.00	0.00						
	77.25	77.25	0.00	0.00						
PPT.AX Perpetual Limited										
24/09/2021	689.28	0.00	689.28	295.41						
01/04/2022	823.20	0.00	823.20	352.80						
	1,512.48	0.00	1,512.48	648.21						
RIO.AX RIO Tinto Limited										
23/09/2021	2,576.60	0.00	2,576.60	1,104.26						
21/04/2022	2,425.99	0.00	2,425.99	1,039.71						
	5,002.59	0.00	5,002.59	2,143.97						
WBC.AX Westpac Banking Corporation										
21/12/2021	4,900.20	0.00	4,900.20	2,100.09						
24/06/2022	5,115.46	0.00	5,115.46	2,192.34						

Sugar Bean Super Fund

Dividend Reconciliation Report

For The Period 01 July 2021 - 30 June 2022

Date	Net Payment Received	Australian Income			Foreign Income			Withheld		
		Unfranked	Franked	Franking Credits	Foreign Income	Foreign Credits	NZ Credits	TFN Withheld	Non-Resident	LIC Deduction
	10,015.66	0.00	10,015.66	4,292.43						
WOW.AX Woolworths Group Limited										
08/10/2021	1,345.85	0.00	1,345.85	576.79						
13/04/2022	967.59	0.00	967.59	414.68						
	2,313.44	0.00	2,313.44	991.47						
WPL.AX Woodside Petroleum Ltd										
24/09/2021	194.50	0.00	194.50	83.36						
23/03/2022	707.41	0.00	707.41	303.18						
	901.91	0.00	901.91	386.54						
	128,418.12	1,643.42	126,774.70	53,733.56						

Sugar Bean Super Fund

Dividend Reconciliation Report

For The Period 01 July 2021 - 30 June 2022

Date	Net Payment Received	Australian Income			Foreign Income			Withheld		
		Unfranked	Franked	Franking Credits	Foreign Income	Foreign Credits	NZ Credits	TFN Withheld	Non-Resident	LIC Deduction
TOTAL	128,418.12	1,643.42	126,774.70	53,733.56						

Tax Return Reconciliation

	Totals	Tax Return Label
Unfranked	1,643.42	J
Franked Dividends	126,774.70	K
Franking Credits	53,733.56	L

Sugar Bean Super Fund

Investment Income Comparison Report

As at 30 June 2022

Investment	Ledger Data				ASX & UUT Data						
	Transaction Date	Income Amount	Franking Credit	Date Payable	Ex Div/Dist Date	Units On Hand	45 Day Qualified	Amount per share/unit	Estimated Income	Estimated Franking*	
Reconciled											
Shares in Listed Companies (Australian)											
ANZ.AX	Australia And New Zealand Banking Group Limited	01/07/2021	3,909.50	1,675.50	01/07/2021	10/05/2021	5,585.00	5,585.00	0.7000	3,909.50	1,675.50
ANZ.AX	Australia And New Zealand Banking Group Limited	16/12/2021	4,021.20	1,723.37	16/12/2021	08/11/2021	5,585.00	5,585.00	0.7200	4,021.20	1,723.37
AWC.AX	Alumina Limited	15/09/2021	553.01	237.00	15/09/2021	27/08/2021	11,897.00	11,897.00	0.0465	553.01	237.00
AWC.AX	Alumina Limited	17/03/2022	463.98	198.85	17/03/2022	25/02/2022	11,897.00	11,897.00	0.0390	463.98	198.85
CSL.AX	CSL Limited	30/09/2021	778.93	33.38	30/09/2021	02/09/2021	490.00	490.00	1.5897	778.93	33.38
CSL.AX	CSL Limited	06/04/2022	865.13		06/04/2022	07/03/2022	608.00	608.00	1.4229	865.13	0.00
EDV.AX	Endeavour Group Limited	22/09/2021	171.29	73.41	22/09/2021	01/09/2021	2,447.00	2,447.00	0.0700	171.29	73.41
LNK.AX	Link Administration Holdings Limited	20/10/2021	2,117.94	907.69	20/10/2021	31/08/2021	38,508.00	38,508.00	0.0550	2,117.94	907.69
LNK.AX	Link Administration Holdings Limited	08/04/2022	1,155.24	495.10	08/04/2022	02/03/2022	38,508.00	38,508.00	0.0300	1,155.24	495.10
MAM.AX	Microequities Asset Management Group Limited				08/09/2021	26/08/2021	62,500.00	62,500.00	0.0500	3,125.00	1,097.97
MAM.AX	Microequities Asset Management Group Limited	23/09/2021	3,125.00	1,097.97							
MAM.AX	Microequities Asset Management Group Limited				07/03/2022	16/02/2022	62,500.00	62,500.00	0.0600	3,750.00	1,250.00
MAM.AX	Microequities Asset Management Group Limited	17/03/2022	3,750.00	1,250.00							
MPL.AX	Medibank Private Limited	30/09/2021	395.03	169.30	30/09/2021	08/09/2021	5,725.00	5,725.00	0.0690	395.02	169.30
MPL.AX	Medibank Private Limited	24/03/2022	349.23	149.67	24/03/2022	04/03/2022	5,725.00	5,725.00	0.0610	349.22	149.67
MTS.AX	Metcash Limited - Ordinary Fully Paid	11/08/2021	3,610.00	1,547.14	11/08/2021	01/07/2021	38,000.00	38,000.00	0.0950	3,610.00	1,547.14
MTS.AX	Metcash Limited - Ordinary Fully Paid	28/01/2022	3,990.00	1,710.00	28/01/2022	21/12/2021	38,000.00	38,000.00	0.1050	3,990.00	1,710.00
ORG.AX	Origin Energy Limited	01/10/2021	77.25	0.00	01/10/2021	07/09/2021	1,030.00	1,030.00	0.0750	77.25	0.00
PPT.AX	Perpetual Limited	24/09/2021	689.28	295.41	24/09/2021	02/09/2021	718.00	718.00	0.9600	689.28	295.41

Sugar Bean Super Fund

Investment Income Comparison Report

As at 30 June 2022

Investment	Ledger Data				ASX & UUT Data						
	Transaction Date	Income Amount	Franking Credit	Date Payable	Ex Div/Dist Date	Units On Hand	45 Day Qualified	Amount per share/unit	Estimated Income	Estimated Franking*	
PPT.AX	Perpetual Limited	01/04/2022	823.20	352.80	01/04/2022	10/03/2022	735.00	735.00	1.1200	823.20	352.80
RIO.AX	RIO Tinto Limited	23/09/2021	2,576.60	1,104.26	23/09/2021	12/08/2021	339.00	339.00	7.6006	2,576.60	1,104.26
RIO.AX	RIO Tinto Limited	21/04/2022	2,425.99	1,039.71	21/04/2022	10/03/2022	366.00	366.00	6.6284	2,425.99	1,039.71
WBC.AX	Westpac Banking Corporation	21/12/2021	4,900.20	2,100.09	21/12/2021	05/11/2021	8,167.00	8,167.00	0.6000	4,900.20	2,100.08
WBC.AX	Westpac Banking Corporation	24/06/2022	5,115.46	2,192.34	24/06/2022	19/05/2022	8,386.00	8,386.00	0.6100	5,115.46	2,192.34
WOW.AX	Woolworths Group Limited	08/10/2021	1,345.85	576.79	08/10/2021	02/09/2021	2,447.00	2,447.00	0.5500	1,345.85	576.79
WOW.AX	Woolworths Group Limited	13/04/2022	967.59	414.68	13/04/2022	03/03/2022	2,481.00	2,481.00	0.3900	967.59	414.68
WPL.AX	Woodside Petroleum Ltd	24/09/2021	194.50	83.36	24/09/2021	30/08/2021	474.00	474.00	0.4103	194.50	83.36
WPL.AX	Woodside Petroleum Ltd	23/03/2022	707.41	303.18	23/03/2022	24/02/2022	484.00	484.00	1.4616	707.41	303.17
			49,078.81	19,731.00					25.5190	49,078.80	19,730.98
Units in Unlisted Unit Trusts (Australian)											
PLA0003AU	Platinum Japan Fund	30/06/2022	24,953.21	0.00	30/06/2022	30/06/2022	57,306.37	57,306.37	0.4354	24,953.14	
PLA0004AU	Platinum Asia Fund	30/06/2022	19,093.85	0.00	30/06/2022	30/06/2022	152,880.43	152,880.43	0.1249	19,093.85	
PLA0005AU	Platinum International Health Care	30/06/2022	5,277.78	0.00	30/06/2022	30/06/2022	129,006.53	129,006.53	0.0409	5,277.79	
PLA0100AU	Platinum International Brands Fund	30/06/2022	28,761.81	0.00	30/06/2022	30/06/2022	121,048.85	121,048.85	0.2376	28,761.81	
PLA0101AU	Platinum International Technology	30/06/2022	9,644.18	0.00	30/06/2022	30/06/2022	32,501.68	32,501.68	0.2967	9,644.19	
			87,730.83	0.00					1.1356	87,730.78	
Units in Listed Unit Trusts (Australian)											
ABP.AX	Abacus Property Group	30/09/2021	94.87		30/09/2021	23/08/2021	18,974.00	18,974.00	0.0050	94.87	0.00
ABP.AX	Abacus Property Group	28/02/2022	1,706.60		28/02/2022	30/12/2021	19,504.00	19,504.00	0.0875	1,706.60	0.00
ABP.AX	Abacus Property Group	30/06/2022	1,847.04	0.00							

Sugar Bean Super Fund

Investment Income Comparison Report

As at 30 June 2022

Investment	Ledger Data			ASX & UUT Data						
	Transaction Date	Income Amount	Franking Credit	Date Payable	Ex Div/Dist Date	Units On Hand	45 Day Qualified	Amount per share/unit	Estimated Income	Estimated Franking*
ABP.AX	Abacus Property Group			31/08/2022	30/06/2022	19,968.00	19,968.00	0.0925	1,847.04	0.00
		3,648.51	0.00					0.1850	3,648.51	0.00

Unreconciled

Shares in Listed Companies (Australian)

BHP.AX	BHP Group Limited	21/09/2021	21,179.11	9,076.76	21/09/2021	02/09/2021	7,800.00	7,800.00	2.7153	21,179.11	9,076.75
BHP.AX	BHP Group Limited	28/03/2022	16,228.36	6,955.01	28/03/2022	24/02/2022	7,800.00	7,800.00	2.0806	16,228.36	6,955.00
BHP.AX	BHP Group Limited	01/06/2022	41,931.84	17,970.79							
			79,339.31	34,002.56					4.7958	37,407.47	16,031.75

Units in Unlisted Unit Trusts (Australian)

SHSAGLOBALMIC RO	Microequities Global Value Microcap Fund	30/06/2022	3,570.51	0.00							
SHSAMEHIVM	Microequities High Income Value Microcap Fund	30/07/2021	590.83								
SHSAMEHIVM	Microequities High Income Value Microcap Fund	31/08/2021	592.18								
SHSAMEHIVM	Microequities High Income Value Microcap Fund	30/09/2021	593.48								
SHSAMEHIVM	Microequities High Income Value Microcap Fund	29/10/2021	594.80								
SHSAMEHIVM	Microequities High Income Value Microcap Fund	30/11/2021	596.08								
SHSAMEHIVM	Microequities High Income Value Microcap Fund	31/12/2021	597.35								
SHSAMEHIVM	Microequities High Income Value Microcap Fund	31/01/2022	748.26								
SHSAMEHIVM	Microequities High Income Value Microcap Fund	28/02/2022	750.33								
SHSAMEHIVM	Microequities High Income Value Microcap Fund	31/03/2022	752.34								
SHSAMEHIVM	Microequities High Income Value Microcap Fund	29/04/2022	754.24								

Sugar Bean Super Fund

Investment Income Comparison Report

As at 30 June 2022

Investment	Ledger Data			ASX & UUT Data						
	Transaction Date	Income Amount	Franking Credit	Date Payable	Ex Div/Dist Date	Units On Hand	45 Day Qualified	Amount per share/unit	Estimated Income	Estimated Franking*
SHSAMEHIVM	Microequities High Income Value Microcap Fund	31/05/2022	756.20							
SHSAMEHIVM	Microequities High Income Value Microcap Fund	30/06/2022	9,316.87	6,096.00						
SHSASMBCFD	Smallco Broadcap Fund	30/06/2022	15,718.96	2,546.09						
			35,932.43	8,642.09						
			255,729.89	62,375.65				31.6354	177,865.56	35,762.73

*Franking credit is estimated using 45 day qualified units. The estimation might not be accurate for preference shares and hedging arrangements.

Payment Advice



All Registry communications to:
C/- Link Market Services Limited
Locked Bag A14, Sydney South, NSW, 1235
Telephone: +61 1300 934 599
ASX Code: **LNK**
Email: lnk@linkmarketservices.com.au
Website: www.linkmarketservices.com.au

LINK ADMINISTRATION HOLDINGS LIMITED

ABN: 27 120 964 098

TSO PTY LTD <SUGAR BEAN SUPER FUND A/C>
SUITE 1
394 SYDNEY ROAD
BALGOWLAH NSW
2093

DIVIDEND STATEMENT

Reference No.: X*****0548
Payment Date: 20 October 2021
Record Date: 01 September 2021

Security Description	Dividend Rate per Share	Participating Shares	Unfranked Amount	Franked Amount	Total Payment	Franking Credit
LNK - FULLY PAID ORDINARY SHARES	\$0.055	38,508	\$0.00	\$2,117.94	\$2,117.94	\$907.69
		Less Withholding Tax			\$0.00	
		Net Amount			AUD 2,117.94	
		Represented By:				
		Withheld Payment			AUD 2,117.94	
FRANKING INFORMATION	Franked Rate per Share				\$0.055	
	Franking Percentage				100%	
	Company Tax Rate				30%	

Withheld: To enable payment please update your Payment Instructions in the Payments & Tax section on the Link Investor Centre.

The total amount together with the franking credit (if any) should be disclosed as assessable income in your Australian tax return.

Note: You may require this statement for taxation purposes. All investors should seek independent advice relevant to their own particular circumstances.

Please ensure your details are current by viewing and updating via the online service centre.

24200 - Contributions

2022 Financial Year

Preparer Shelley Lian

Reviewer Steven Lee

Status Completed

Account Code	Description	CY Balance	LY Balance	Change
CHATHO00001A	(Contributions) Chai, Thomas Vui Chung - Accumulation (Accumulation)	(\$25,000.00)	(\$25,000.00)	0%
CHEVER00001A	(Contributions) Cheng, Veronica Hong Kun - Accumulation (Accumulation)	(\$25,000.00)	(\$25,000.00)	0%
TOTAL		CY Balance	LY Balance	
		(\$50,000.00)	(\$50,000.00)	

Supporting Documents

- Contributions Breakdown Report [Report](#)
- Sugar Bean Super Fund_Queries_Response.docx
- CCF_000001.pdf [CHATHO00001A](#)

Standard Checklist

- Attach copies of S290-170 notices (if necessary)
- Attach copy of Contributions Breakdown Report
- Attach SuperStream Contribution Data Report
- Check Fund is registered for SuperStream (if necessary)
- Ensure all Contributions have been allocated from Bank Accounts
- Ensure Work Test is satisfied if members are over 65

Sugar Bean Super Fund

Contributions Breakdown Report

For The Period 01 July 2021 - 30 June 2022

Summary

Member	D.O.B	Age (at 30/06/2021)	Total Super Balance (at 30/06/2021) *1	Concessional	Non-Concessional	Other	Reserves	Total
Chai, Thomas Vui Chung	Provided	51	4,805,314.39	25,000.00	0.00	0.00	0.00	25,000.00
Cheng, Veronica Hong Kun	Provided	54	5,202,811.34	25,000.00	0.00	0.00	0.00	25,000.00
All Members				50,000.00	0.00	0.00	0.00	50,000.00

*1 TSB can include information external to current fund's transaction records. The amount is per individual across all funds.

Contribution Caps

Member	Contribution Type	Contributions	Cap	Current Position
Chai, Thomas Vui Chung	Concessional	25,000.00	27,500.00	2,500.00 Below Cap
	Non-Concessional	0.00	0.00	Total Super Balance Over TBC
Cheng, Veronica Hong Kun	Concessional	25,000.00	27,500.00	2,500.00 Below Cap
	Non-Concessional	0.00	0.00	Total Super Balance Over TBC

Carry Forward Unused Concessional Contribution Cap

Member	2017	2018	2019	2020	2021	2022	Current Position
Chai, Thomas Vui Chung							
Concessional Contribution Cap	30,000.00	25,000.00	25,000.00	25,000.00	25,000.00	27,500.00	
Concessional Contribution	30,000.00	25,000.00	20,000.00	25,000.00	25,000.00	25,000.00	
Unused Concessional Contribution	0.00	0.00	5,000.00	0.00	0.00	2,500.00	
Cumulative Carry Forward Unused	N/A	N/A	0.00	0.00	0.00	0.00	
Maximum Cap Available	30,000.00	25,000.00	25,000.00	25,000.00	25,000.00	27,500.00	2,500.00 Below Cap
Total Super Balance	0.00	2,627,207.12	2,898,631.70	3,072,783.61	4,117,907.06	4,805,314.39	
Cheng, Veronica Hong Kun							
Concessional Contribution Cap	35,000.00	25,000.00	25,000.00	25,000.00	25,000.00	27,500.00	
Concessional Contribution	33,000.00	22,000.00	25,000.00	25,000.00	25,000.00	25,000.00	
Unused Concessional Contribution	0.00	0.00	0.00	0.00	0.00	2,500.00	
Cumulative Carry Forward Unused	N/A	N/A	0.00	0.00	0.00	0.00	
Maximum Cap Available	35,000.00	25,000.00	25,000.00	25,000.00	25,000.00	27,500.00	2,500.00 Below Cap
Total Super Balance	0.00	2,648,787.91	2,919,671.94	3,099,272.76	4,458,811.73	5,202,811.34	

NCC Bring Forward Caps

Member	Bring Forward Cap	2019	2020	2021	2022	Total	Current Position
Chai, Thomas Vui Chung	N/A	0.00	0.00	0.00	0.00	N/A	Bring Forward Not Triggered
Cheng, Veronica Hong Kun	N/A	0.00	0.00	0.00	0.00	N/A	Bring Forward Not Triggered

Chai, Thomas Vui Chung

Date	Transaction Description	Ledger Data				SuperStream Data					
		Contribution Type	Concessional	Non-Concession	Other	Reserves	Contribution	Employer	Concessional	Non-Concess	Other
02/09/2021	Deposit Dr Thomas Chai Super for Thomas TC Agreed	Personal - Concessional	17,000.00								
23/06/2022	Deposit Dr Thomas Chai Tc super contributi	Personal - Concessional	8,000.00								
Total - Chai, Thomas Vui Chung			25,000.00	0.00	0.00	0.00			0.00	0.00	0.00

Cheng, Veronica Hong Kun

Date	Transaction Description	Ledger Data				SuperStream Data					
		Contribution Type	Concessional	Non-Concession	Other	Reserves	Contribution	Employer	Concessional	Non-Concess	Other
02/09/2021	Deposit Dr Thomas Chai Super for Veronica	Employer	25,000.00								
Total - Cheng, Veronica Hong Kun			25,000.00	0.00	0.00	0.00			0.00	0.00	0.00

Total for All Members			50,000.00	0.00	0.00	0.00					
------------------------------	--	--	------------------	-------------	-------------	-------------	--	--	--	--	--

Sugar Bean Super Fund

Queries

1. We note the below withdrawal was for the purchase of additional units in Platinum Trust investments. Could you please provide us with the transaction history report which shows the total units allotted and the purchase price:
 - 23/09/2021" Withdrawal/Cheque 200068" \$100,000 withdrawal
2. Please confirm the below contribution allocations are correct for FY2022:
 - Thomas: \$25,000 personal concessional contribution
 - Veronica: \$15,407.30 employer contribution and \$9,592.70 non-concessional contribution

CLIENT RESPONSE

EMAIL

12/2/23

Please find attached transaction report requested.

Thomas Chai \$25000 Concessional Contribution is **Correct**.

Veronica Cheng is **incorrect**. The correct amount should be as followed:

\$18222.20 Employer agreed.

\$6777.80 Salary sacrificed Contribution.

Please amend .

Section C: Contribution details

10 Personal contribution details

Is this notice varying an earlier notice? No Yes

If you answered 'No' complete the **Original Notice to Claim a Tax Deduction** section below.
If you answered 'Yes' complete the **Variation of previous valid notice of intent** section below.

ORIGINAL NOTICE TO CLAIM A TAX DEDUCTION

11 Financial year ended 30 June 20

12 My personal contributions to this fund in the above financial year \$

13 The amount of these personal contributions I will be claiming as a tax deduction \$

Section D: Declaration

This form has a declaration where you say the information in it is correct and complete. Please review the information before you sign the declaration. If you provide false or misleading information, or fail to take reasonable care, you may be liable to administrative penalties imposed by taxation law.

INTENTION TO CLAIM A TAX DEDUCTION

❗ Complete this declaration if you have **not** previously lodged a valid notice with your super fund for these contributions.

I declare that at the time of lodging this notice:

- I intend to claim the personal contributions stated as a tax deduction
- I am a current member of the identified super fund
- the identified super fund currently holds these contributions and has not begun to pay a superannuation income stream based in whole or part on these contributions
- I have not included any of the contributions in an earlier valid notice.

I declare that I am lodging this notice at the earlier of **either**:

- before the end of the day that I lodged my income tax return for the income year in which the personal contributions were made, **or**
- before the end of the income year following the year in which the contribution was made.

I declare that the information given on this notice is correct and complete.

Name (Print in BLOCK LETTERS)

THOMAS VUI CHUNG CHAI

Signature

Date

SIGN HERE

19/2/23

DATE HERE

➔ Send your completed notice to your super fund. **Do not send it to us.** The information on this notice is for you and your super fund. We don't collect this information; we only provide a format for you to provide the information to your super fund.

VARIATION OF PREVIOUS VALID NOTICE OF INTENT

14 Financial year ended 30 June 20

15 My personal contributions to this fund in the above financial year \$

16 The amount of these personal contributions claimed in my original notice of intent \$

17 The amount of these personal contributions I will now be claiming as a tax deduction \$

Notice of intent to claim or vary a deduction for personal super contributions

Section A: Your details

1 Tax file number (TFN)

PROVIDED

! The ATO does not collect this information provided on this form. This form is to assist you in providing details to your super fund. Your super fund is authorised to request your personal details, including your TFN, under the *Superannuation Industry (Supervision) Act 1993*, the *Income Tax Assessment Act 1997* and the *Taxation Administration Act 1953*. It is not an offence not to provide your TFN. However, if you do not provide your TFN, and your super fund doesn't already hold your TFN, they will not be permitted to accept the contribution(s) covered by this notice. For more information about your privacy please contact the entity you are providing this form to.

2 Name

Title: MR

Family name

CHAI

First given name

THOMAS VUI CHUNG

Other given names

3 Date of birth

PROVIDED

4 Current postal address

GROUND FLOOR 394 SYDNEY ROAD

Suburb/town/locality

BALGOWLAH

State/territory

NSW

(Australia only)

Postcode

2093

(Australia only)

Country if outside of Australia

5 Daytime phone number (include area code)

0299079877

Section B: Super fund's details

6 Fund name

SUGAR BEAN SUPER FUND

7 Fund Australian business number (ABN)

98219531773

8 Member account number

CHATHO00001A

9 Unique Superannuation Identifier (USI) (if known)

Sugar Bean Super Fund Deductions Notice Letter

Tso Pty Ltd as trustee for Sugar Bean Super Fund acknowledges that

Thomas Vui Chung Chai

has advised in writing in accordance with Section 290-170 of the Income Tax Assessment Act 1997 the intention to claim a tax deduction of

\$25000.00

for contributions paid in the year ended 30 June 2022. The Trustee has taken action to deduct the appropriate level of tax from the contributions claimed.



Thomas Vui Chung Chai

SIGN HERE

Date: 9/2/23

DATE HERE

**** IMPORTANT INFORMATION - PLEASE READ THE FOLLOWING CAREFULLY ****

If your records confirm the above amount claimed no action on your behalf is required. Retain this acknowledgement with your taxation records as it may be requested by the Australian Taxation Office to substantiate your tax deduction for Superannuation Contributions.

Otherwise: Complete the details below and return this form to the Trustee if:

1. The amount shown above is not the amount that will be claimed, or
2. The Australian Taxation Office disallows/reduces the amount you claim.

In terms of Section 290-170 of the Income Tax Assessment Act 1997 I advise that the amount I intend to claim as a tax deduction for the period 01 July 2021 to 30 June 2022 is: \$ _____

Thomas Vui Chung Chai

Date: / /

24700 - Changes in Market Values of Investments

2022 Financial Year

Preparer Shelley Lian

Reviewer Steven Lee

Status Completed

Account Code	Description	CY Balance	LY Balance	Change
24700	Changes in Market Values of Investments	\$907,167.17	(\$1,044,805.28)	(186.83)%
TOTAL		CY Balance	LY Balance	
		\$907,167.17	(\$1,044,805.28)	

Supporting Documents

- Net Capital Gains Reconciliation [Report](#)
- Realised Capital Gain Report [Report](#)
- Market Movement [Report](#)
- TSO TRANSACTION12022023.pdf

Standard Checklist

- Attach copies of Source Documentation (Contract Notes, Broker Statements, Chess Statements, Contracts of Sale, Managed Fund Statements etc)
- Attach copy of Market Movement report
- Attach copy of Net Capital Gains Reconciliation
- Attach copy of Realised Capital Gain Report
- Ensure all Asset Disposals have been entered
- Ensure all Market Values have been entered for June 30
- Ensure all Tax Deferred Distributions have been entered

Sugar Bean Super Fund

Market Movement Report

As at 30 June 2022

Investment	Date	Description	Unrealised				Realised			Total
			Units	Accounting Cost Movement	Market Movement	Depreciation	Balance	Consideration	Accounting Cost Base	
ABP.AX1 - Abacus Property Group										
	01/07/2021	Opening Balance	18,974.00	0.00	0.00	0.00	59,768.10	0.00	0.00	0.00
	31/08/2021	Purchase	503.00	1,612.78	0.00	0.00	61,380.88	0.00	0.00	0.00
	30/09/2021	Purchase	27.00	94.87	0.00	0.00	61,475.75	0.00	0.00	0.00
	28/02/2022	Purchase	464.00	1,706.60	0.00	0.00	63,182.35	0.00	0.00	0.00
	30/06/2022	Revaluation	0.00	0.00	(11,864.59)	0.00	51,317.76	0.00	0.00	0.00
	30/06/2022		19,968.00	3,414.25	(11,864.59)	0.00	51,317.76	0.00	0.00	0.00
ACR.AX - Acrux Limited										
	01/07/2021	Opening Balance	1,475,733.80	0.00	0.00	0.00	191,845.39	0.00	0.00	0.00
	17/08/2021	Purchase	200,000.00	25,027.50	0.00	0.00	216,872.89	0.00	0.00	0.00
	25/08/2021	Purchase	100,000.00	12,019.95	0.00	0.00	228,892.84	0.00	0.00	0.00
	01/10/2021	Purchase	140,022.00	17,522.70	0.00	0.00	246,415.54	0.00	0.00	0.00
	04/10/2021	Purchase	30,000.00	3,753.42	0.00	0.00	250,168.96	0.00	0.00	0.00
	05/10/2021	Purchase	10,000.00	1,251.38	0.00	0.00	251,420.34	0.00	0.00	0.00
	06/10/2021	Purchase	13,001.00	1,626.92	0.00	0.00	253,047.26	0.00	0.00	0.00
	07/10/2021	Purchase	1,000.00	125.13	0.00	0.00	253,172.39	0.00	0.00	0.00
	08/10/2021	Purchase	5,977.00	747.96	0.00	0.00	253,920.35	0.00	0.00	0.00
	14/10/2021	Purchase	150,000.00	18,019.95	0.00	0.00	271,940.30	0.00	0.00	0.00
	27/01/2022	Purchase	200,000.00	20,022.00	0.00	0.00	291,962.30	0.00	0.00	0.00
	30/06/2022	Revaluation	0.00	0.00	(171,024.14)	0.00	120,938.16	0.00	0.00	0.00
	30/06/2022		2,325,733.8	100,116.91	(171,024.14)	0.00	120,938.16	0.00	0.00	0.00
ANZ.AX - Australia And New Zealand Banking Group Limited										
	01/07/2021	Opening Balance	5,585.00	0.00	0.00	0.00	157,217.75	0.00	0.00	0.00
	30/06/2022	Revaluation	0.00	0.00	(34,180.20)	0.00	123,037.55	0.00	0.00	0.00
	30/06/2022		5,585.00	0.00	(34,180.20)	0.00	123,037.55	0.00	0.00	0.00
AWC.AX - Alumina Limited										
	01/07/2021	Opening Balance	11,897.00	0.00	0.00	0.00	19,570.57	0.00	0.00	0.00
	30/06/2022	Revaluation	0.00	0.00	(2,141.46)	0.00	17,429.11	0.00	0.00	0.00
	30/06/2022		11,897.00	0.00	(2,141.46)	0.00	17,429.11	0.00	0.00	0.00
BHP.AX - BHP Group Limited										
	01/07/2021	Opening Balance	7,800.00	0.00	0.00	0.00	378,846.00	0.00	0.00	0.00
	30/06/2022	Revaluation	0.00	0.00	(57,096.00)	0.00	321,750.00	0.00	0.00	0.00
	30/06/2022		7,800.00	0.00	(57,096.00)	0.00	321,750.00	0.00	0.00	0.00

Sugar Bean Super Fund

Market Movement Report

As at 30 June 2022

Investment	Date	Description	Unrealised				Realised			Total
			Units	Accounting Cost Movement	Market Movement	Depreciation	Balance	Consideration	Accounting Cost Base	
CSL.AX - CSL Limited										
	01/07/2021	Opening Balance	490.00	0.00	0.00	0.00	139,743.10	0.00	0.00	0.00
	29/12/2021	Purchase	118.00	29,921.26	0.00	0.00	169,664.36	0.00	0.00	0.00
	30/06/2022	Revaluation	0.00	0.00	(6,075.88)	0.00	163,588.48	0.00	0.00	0.00
	30/06/2022		608.00	29,921.26	(6,075.88)	0.00	163,588.48	0.00	0.00	0.00
EDV.AX - Endeavour Group Limited										
	01/07/2021	Demerger	2,447.00	9,368.35	0.00	0.00	9,368.35			
	23/02/2022	Disposal	(2,447.00)	(9,368.35)	0.00	0.00	0.00	17,353.75	9,368.35	7,985.40
	23/02/2022	Writeback	0.00	0.00	(6,219.04)	0.00	(6,219.04)	0.00	0.00	0.00
	30/06/2022	Revaluation	0.00	0.00	6,219.04	0.00	0.00	0.00	0.00	0.00
	30/06/2022		0.00	0.00	0.00	0.00	0.00	17,353.75	9,368.35	7,985.40
FLT.AX - Flight Centre Travel Group Limited										
	01/07/2021	Opening Balance	25,520.00	0.00	0.00	0.00	378,972.00	0.00	0.00	0.00
	30/06/2022	Revaluation	0.00	0.00	64,055.20	0.00	443,027.20	0.00	0.00	0.00
	30/06/2022		25,520.00	0.00	64,055.20	0.00	443,027.20	0.00	0.00	0.00
LNK.AX - Link Administration Holdings Limited										
	01/07/2021	Opening Balance	38,508.00	0.00	0.00	0.00	194,080.32	0.00	0.00	0.00
	30/06/2022	Revaluation	0.00	0.00	(48,135.00)	0.00	145,945.32	0.00	0.00	0.00
	30/06/2022		38,508.00	0.00	(48,135.00)	0.00	145,945.32	0.00	0.00	0.00
MAM.AX - Microequities Asset Management Group Limited										
	01/07/2021	Opening Balance	62,500.00	0.00	0.00	0.00	43,750.00	0.00	0.00	0.00
	30/06/2022	Revaluation	0.00	0.00	(3,750.00)	0.00	40,000.00	0.00	0.00	0.00
	30/06/2022		62,500.00	0.00	(3,750.00)	0.00	40,000.00	0.00	0.00	0.00
MPL.AX - Medibank Private Limited										
	01/07/2021	Opening Balance	5,725.00	0.00	0.00	0.00	18,091.00	0.00	0.00	0.00
	30/06/2022	Revaluation	0.00	0.00	515.25	0.00	18,606.25	0.00	0.00	0.00
	30/06/2022		5,725.00	0.00	515.25	0.00	18,606.25	0.00	0.00	0.00
MTS.AX - Metcash Limited - Ordinary Fully Paid										
	01/07/2021	Opening Balance	38,000.00	0.00	0.00	0.00	151,620.00	0.00	0.00	0.00
	30/06/2022	Revaluation	0.00	0.00	9,500.00	0.00	161,120.00	0.00	0.00	0.00
	30/06/2022		38,000.00	0.00	9,500.00	0.00	161,120.00	0.00	0.00	0.00

Sugar Bean Super Fund

Market Movement Report

As at 30 June 2022

Investment	Date	Description	Unrealised				Realised			Total
			Units	Accounting Cost Movement	Market Movement	Depreciation	Balance	Consideration	Accounting Cost Base	
ORG.AXW - Origin Energy Limited										
	01/07/2021	Opening Balance	1,030.00	0.00	0.00	0.00	4,645.30	0.00	0.00	0.00
	01/10/2021	Purchase	17.00	77.25	0.00	0.00	4,722.55	0.00	0.00	0.00
	07/02/2022	Disposal	(1,047.00)	(13,089.08)	0.00	0.00	(8,366.53)	6,052.65	13,089.08	(7,036.43)
	07/02/2022	Writeback	0.00	0.00	8,376.83	0.00	10.30	0.00	0.00	0.00
	30/06/2022	Revaluation	0.00	0.00	(10.30)	0.00	0.00	0.00	0.00	0.00
	30/06/2022		0.00	(13,011.83)	8,366.53	0.00	0.00	6,052.65	13,089.08	(7,036.43)
PLA0003AU3 - Platinum Japan Fund										
	01/07/2021	Opening Balance	57,306.37	0.00	0.00	0.00	262,079.22	0.00	0.00	0.00
	30/06/2022	Purchase	6,581.88	24,953.21	0.00	0.00	287,032.43	0.00	0.00	0.00
	30/06/2022	Revaluation	0.00	0.00	(45,183.46)	0.00	241,848.97	0.00	0.00	0.00
	30/06/2022		63,888.25	24,953.21	(45,183.46)	0.00	241,848.97	0.00	0.00	0.00
PLA0004AU7 - Platinum Asia Fund										
	01/07/2021	Opening Balance	152,880.43	0.00	0.00	0.00	416,186.39	0.00	0.00	0.00
	30/06/2022	Purchase	8,651.50	19,093.85	0.00	0.00	435,280.24	0.00	0.00	0.00
	30/06/2022	Revaluation	0.00	0.00	(79,328.48)	0.00	355,951.76	0.00	0.00	0.00
	30/06/2022		161,531.93	19,093.85	(79,328.48)	0.00	355,951.76	0.00	0.00	0.00
PLA0005AU4 - Platinum International Health Care										
	01/07/2021	Opening Balance	110,495.55	0.00	0.00	0.00	291,487.26	0.00	0.00	0.00
	23/09/2021	Purchase	18,510.98	50,000.00	0.00	0.00	341,487.26	0.00	0.00	0.00
	30/06/2022	Purchase	3,084.80	5,277.78	0.00	0.00	346,765.04	0.00	0.00	0.00
	30/06/2022	Revaluation	0.00	0.00	(121,113.42)	0.00	225,651.62	0.00	0.00	0.00
	30/06/2022		132,091.33	55,277.78	(121,113.42)	0.00	225,651.62	0.00	0.00	0.00
PLA0100AU3 - Platinum International Brands Fund										
	01/07/2021	Opening Balance	101,683.27	0.00	0.00	0.00	263,471.52	0.00	0.00	0.00
	23/09/2021	Purchase	19,365.58	50,000.00	0.00	0.00	313,471.52	0.00	0.00	0.00
	30/06/2022	Purchase	16,280.88	28,761.81	0.00	0.00	342,233.33	0.00	0.00	0.00
	30/06/2022	Revaluation	0.00	0.00	(99,997.42)	0.00	242,235.91	0.00	0.00	0.00
	30/06/2022		137,329.73	78,761.81	(99,997.42)	0.00	242,235.91	0.00	0.00	0.00
PLA0101AU1 - Platinum International Technology										
	01/07/2021	Opening Balance	32,501.68	0.00	0.00	0.00	84,715.63	0.00	0.00	0.00
	30/06/2022	Purchase	5,291.15	9,644.18	0.00	0.00	94,359.81	0.00	0.00	0.00
	30/06/2022	Revaluation	0.00	0.00	(25,546.63)	0.00	68,813.18	0.00	0.00	0.00

Sugar Bean Super Fund

Market Movement Report

As at 30 June 2022

Investment	Date	Description	Unrealised				Realised			Total
			Units	Accounting Cost Movement	Market Movement	Depreciation	Balance	Consideration	Accounting Cost Base	
	30/06/2022		37,792.83	9,644.18	(25,546.63)	0.00	68,813.18	0.00	0.00	0.00
PPT.AX - Perpetual Limited										
	01/07/2021	Opening Balance	718.00	0.00	0.00	0.00	28,755.90	0.00	0.00	0.00
	24/09/2021	Purchase	17.00	689.28	0.00	0.00	29,445.18	0.00	0.00	0.00
	01/04/2022	Purchase	24.00	823.20	0.00	0.00	30,268.38	0.00	0.00	0.00
	30/06/2022	Revaluation	0.00	0.00	(8,348.46)	0.00	21,919.92	0.00	0.00	0.00
	30/06/2022		759.00	1,512.48	(8,348.46)	0.00	21,919.92	0.00	0.00	0.00
PTM.AX - Platinum Asset Management Limited										
	30/03/2022	Purchase	60,000.00	126,138.60	0.00	0.00	126,138.60	0.00	0.00	0.00
	30/06/2022	Revaluation	0.00	0.00	(21,738.60)	0.00	104,400.00	0.00	0.00	0.00
	30/06/2022		60,000.00	126,138.60	(21,738.60)	0.00	104,400.00	0.00	0.00	0.00
RIO.AX - RIO Tinto Limited										
	01/07/2021	Opening Balance	339.00	0.00	0.00	0.00	42,930.96	0.00	0.00	0.00
	23/09/2021	Purchase	27.00	2,576.60	0.00	0.00	45,507.56	0.00	0.00	0.00
	21/04/2022	Purchase	21.00	2,425.99	0.00	0.00	47,933.55	0.00	0.00	0.00
	30/06/2022	Revaluation	0.00	0.00	(8,188.65)	0.00	39,744.90	0.00	0.00	0.00
	30/06/2022		387.00	5,002.59	(8,188.65)	0.00	39,744.90	0.00	0.00	0.00
SHSAGLOBALMICRO - Microequities Global Value Microcap Fund										
	01/07/2021	Opening Balance	311,256.00	0.00	0.00	0.00	530,691.48	0.00	0.00	0.00
	30/06/2022	Revaluation	0.00	0.00	(149,714.14)	0.00	380,977.34	0.00	0.00	0.00
	30/06/2022		311,256.00	0.00	(149,714.14)	0.00	380,977.34	0.00	0.00	0.00
SHSAMEHIVM - Microequities High Income Value Microcap Fund										
	01/07/2021	Opening Balance	147,308.00	0.00	0.00	0.00	253,458.14	0.00	0.00	0.00
	01/07/2021	Purchase	399.00	686.88	0.00	0.00	254,145.02	0.00	0.00	0.00
	30/07/2021	Purchase	338.00	590.83	0.00	0.00	254,735.85	0.00	0.00	0.00
	31/08/2021	Purchase	326.00	592.18	0.00	0.00	255,328.03	0.00	0.00	0.00
	30/09/2021	Purchase	328.00	593.48	0.00	0.00	255,921.51	0.00	0.00	0.00
	29/10/2021	Purchase	321.00	594.80	0.00	0.00	256,516.31	0.00	0.00	0.00
	30/11/2021	Purchase	318.00	596.08	0.00	0.00	257,112.39	0.00	0.00	0.00
	31/12/2021	Purchase	313.00	597.35	0.00	0.00	257,709.74	0.00	0.00	0.00
	31/01/2022	Purchase	414.00	748.26	0.00	0.00	258,458.00	0.00	0.00	0.00
	28/02/2022	Purchase	402.00	750.33	0.00	0.00	259,208.33	0.00	0.00	0.00

Sugar Bean Super Fund

Market Movement Report

As at 30 June 2022

Investment	Date	Description	Unrealised				Realised			Total
			Units	Accounting Cost Movement	Market Movement	Depreciation	Balance	Consideration	Accounting Cost Base	
	31/03/2022	Purchase	380.00	752.34	0.00	0.00	259,960.67	0.00	0.00	0.00
	29/04/2022	Purchase	392.00	754.24	0.00	0.00	260,714.91	0.00	0.00	0.00
	31/05/2022	Purchase	414.00	756.20	0.00	0.00	261,471.11	0.00	0.00	0.00
	30/06/2022	Revaluation	0.00	0.00	(18,341.02)	0.00	243,130.09	0.00	0.00	0.00
	30/06/2022		151,653.00	8,012.97	(18,341.02)	0.00	243,130.09	0.00	0.00	0.00
SHSASMBCFD - Smallco Broadcap Fund										
	01/07/2021	Opening Balance	137,417.56	0.00	0.00	0.00	304,091.32	0.00	0.00	0.00
	01/07/2021	Purchase	9,616.22	19,978.65	0.00	0.00	324,069.97	0.00	0.00	0.00
	30/06/2022	Revaluation	0.00	0.00	(76,656.23)	0.00	247,413.74	0.00	0.00	0.00
	30/06/2022		147,033.78	19,978.65	(76,656.23)	0.00	247,413.74	0.00	0.00	0.00
SUGAS001_394SYDNEYRD - 394 Sydney Rd, Balgowlah										
	01/07/2021	Opening Balance	1.00	0.00	0.00	0.00	5,520,000.00	0.00	0.00	0.00
	30/06/2022	Revaluation	0.00	0.00	(4,968,000.00)	0.00	552,000.00	0.00	0.00	0.00
	30/06/2022	Depreciation	0.00	0.00	0.00	(6,461.00)	545,539.00	0.00	0.00	0.00
	30/06/2022	Revaluation	0.00	0.00	6,461.00	0.00	552,000.00	0.00	0.00	0.00
	30/06/2022	Revaluation	0.00	0.00	4,968,000.00	0.00	5,520,000.00	0.00	0.00	0.00
	30/06/2022	Revaluation	0.00	0.00	0.00	0.00	5,520,000.00	0.00	0.00	0.00
	30/06/2022		1.00	0.00	6,461.00	(6,461.00)	5,520,000.00	0.00	0.00	0.00
WBC.AX - Westpac Banking Corporation										
	01/07/2021	Opening Balance	8,167.00	0.00	0.00	0.00	210,790.27	0.00	0.00	0.00
	21/12/2021	Purchase	219.00	4,900.20	0.00	0.00	215,690.47	0.00	0.00	0.00
	24/06/2022	Purchase	214.00	5,115.46	0.00	0.00	220,805.93	0.00	0.00	0.00
	30/06/2022	Revaluation	0.00	0.00	(53,105.93)	0.00	167,700.00	0.00	0.00	0.00
	30/06/2022		8,600.00	10,015.66	(53,105.93)	0.00	167,700.00	0.00	0.00	0.00
WDS.AX - Woodside Energy Group Ltd										
	25/05/2022	Code/Class Change	507.00	19,419.50	0.00	0.00	19,419.50	0.00	0.00	0.00
	01/06/2022	Purchase	1,409.00	41,931.84	0.00	0.00	61,351.34	0.00	0.00	0.00
	30/06/2022	Revaluation	0.00	0.00	(345.90)	0.00	61,005.44	0.00	0.00	0.00
	30/06/2022		1,916.00	61,351.34	(345.90)	0.00	61,005.44	0.00	0.00	0.00
WEB.AX - Webjet Limited										
	01/07/2021	Opening Balance	78,688.00	0.00	0.00	0.00	386,358.08	0.00	0.00	0.00
	30/06/2022	Revaluation	0.00	0.00	33,835.84	0.00	420,193.92	0.00	0.00	0.00
	30/06/2022		78,688.00	0.00	33,835.84	0.00	420,193.92	0.00	0.00	0.00

Sugar Bean Super Fund

Market Movement Report

As at 30 June 2022

Investment	Date	Description	Unrealised				Realised			Total
			Units	Accounting Cost Movement	Market Movement	Depreciation	Balance	Consideration	Accounting Cost Base	
WOW.AX - Woolworths Group Limited										
	01/07/2021	Opening Balance	2,447.00	0.00	0.00	0.00	93,304.11	0.00	0.00	0.00
	01/07/2021	Demerger	0.00	(9,368.35)	0.00	0.00	83,935.76			
	08/10/2021	Purchase	34.00	1,345.85	0.00	0.00	85,281.61	0.00	0.00	0.00
	13/04/2022	Purchase	27.00	967.59	0.00	0.00	86,249.20	0.00	0.00	0.00
	30/06/2022	Revaluation	0.00	0.00	3,035.60	0.00	89,284.80	0.00	0.00	0.00
	30/06/2022		2,508.00	(7,054.91)	3,035.60	0.00	89,284.80	0.00	0.00	0.00
WPL.AX - Woodside Petroleum Ltd										
	01/07/2021	Opening Balance	474.00	0.00	0.00	0.00	10,527.54	0.00	0.00	0.00
	24/09/2021	Purchase	10.00	194.50	0.00	0.00	10,722.04	0.00	0.00	0.00
	23/03/2022	Purchase	23.00	707.41	0.00	0.00	11,429.45	0.00	0.00	0.00
	25/05/2022	Code/Class Change	(507.00)	0.00	0.00	0.00	11,429.45	0.00	0.00	0.00
	25/05/2022	Code/Class Change	0.00	(19,419.50)	0.00	0.00	(7,990.05)	19,419.50	19,419.50	0.00
	30/06/2022	Revaluation	0.00	0.00	7,990.05	0.00	0.00	0.00	0.00	0.00
	30/06/2022		0.00	(18,517.59)	7,990.05	0.00	0.00	19,419.50	19,419.50	0.00
Total Market Movement					(908,116.14)					948.97
										(907,167.17)

Sugar Bean Super Fund

Capital Gains Reconciliation Report

For The Period 01 July 2021 - 30 June 2022

	Total	Discounted	Indexed	Other	Notional
Losses available to offset					
Carried forward from prior losses	0.00				
Carried forward from prior losses - Collectables	0.00				
Current year capital losses	7,143.68				
Current year capital losses - Collectables	0.00				
Total Losses Available	7,143.68				
Total Losses Available - Collectables	0.00				
Capital Gains					
Capital gains from disposal of assets	8,092.65	7,995.61	0.00	97.05	0.00
Capital gains from disposal of assets - Collectables	0.00	0.00	0.00	0.00	0.00
Capital gains from trust distributions	54,854.28	54,854.28	0.00	0.00	0.00
Capital Gains Before Losses applied	62,946.93	62,849.89	0.00	97.05	0.00
Losses and discount applied					
Losses applied	7,143.68	7,046.63	0.00	97.05	0.00
Losses applied - Collectables	0.00	0.00	0.00	0.00	0.00
Capital gains after losses applied	55,803.25	55,803.25	0.00	0.00	0.00
Capital gains after losses applied - Collectables	0.00	0.00	0.00	0.00	0.00
CGT Discount applied	18,601.08				
CGT Discount applied - Collectables	0.00				

Sugar Bean Super Fund

Capital Gains Reconciliation Report

For The Period 01 July 2021 - 30 June 2022

	Total	Discounted	Indexed	Other	Notional
Net Capital Gain					
Net capital gain	37,202.17				
Net capital gain - Collectables	0.00				
Total Net Capital Gain (11A)	37,202.17				
Net Capital Losses Carried Forward to later income					
Net Capital Losses Carried Forward to later income years	0.00				
Net Capital Losses Carried Forward to later income years - Collectables	0.00				
Total Net Capital Losses Carried Forward to later income years (14V)	0.00				

Note

Refer to Realised Gains Report for details of Disposals at a Security level

Refer to Distribution Reconciliation Report for Trust Distribution details at a Security level

Sugar Bean Super Fund

Realised Capital Gains Report

For The Period 01 July 2021 - 30 June 2022

Investment		Accounting Treatment				Tax Treatment						
Purchase Contract Date	Disposal Contract Date	Units	Cost	Proceeds	Accounting Profit/(Loss)	Adjusted Cost Base	Reduced Cost Base	Indexed Cost Base	Indexed Gains	Discounted Gains (Gross)	Other Gains	Capital Loss
Shares in Listed Companies (Australian)												
EDV.AX - Endeavour Group Limited												
09/04/2020	23/02/2022	29.00	153.72	205.66	51.94	153.72	153.72	0.00	0.00	51.94	0.00	0.00
06/10/2020	23/02/2022	31.00	162.38	219.85	57.47	162.38	162.38	0.00	0.00	57.47	0.00	0.00
30/09/2019	23/02/2022	36.00	187.57	255.31	67.74	187.57	187.57	0.00	0.00	67.74	0.00	0.00
05/04/2019	23/02/2022	34.00	145.91	241.12	95.21	145.91	145.91	0.00	0.00	95.21	0.00	0.00
12/10/2018	23/02/2022	48.00	190.46	340.41	149.95	190.46	190.46	0.00	0.00	149.95	0.00	0.00
30/06/2015	23/02/2022	2,000.00	7,525.57	14,183.69	6,658.13	7,525.57	7,525.57	0.00	0.00	6,658.13	0.00	0.00
06/04/2018	23/02/2022	36.00	134.30	255.31	121.01	134.30	134.30	0.00	0.00	121.01	0.00	0.00
07/04/2017	23/02/2022	28.00	102.72	198.57	95.86	102.72	102.72	0.00	0.00	95.86	0.00	0.00
09/10/2015	23/02/2022	58.00	204.34	411.33	206.99	204.34	204.34	0.00	0.00	206.99	0.00	0.00
06/10/2017	23/02/2022	44.00	153.04	312.04	159.00	153.04	153.04	0.00	0.00	159.00	0.00	0.00
08/04/2016	23/02/2022	40.00	128.49	283.67	155.18	128.49	128.49	0.00	0.00	155.18	0.00	0.00
07/10/2016	23/02/2022	31.00	98.24	219.85	121.60	98.24	98.24	0.00	0.00	121.60	0.00	0.00
14/04/2021	23/02/2022	32.00	181.62	226.94	45.31	181.62	181.62	0.00	0.00	0.00	45.31	0.00
		2,447.00	9,368.36	17,353.75	7,985.39	9,368.36	9,368.36	0.00	0.00	7,940.08	45.31	0.00
ORG.AXW - Origin Energy Limited												
01/04/2010	07/02/2022	11.00	180.00	63.59	(116.41)	180.00	180.00	0.00	0.00	0.00	0.00	(116.41)
26/09/2014	07/02/2022	13.00	211.25	75.15	(136.10)	211.25	211.25	0.00	0.00	0.00	0.00	(136.10)
01/04/2011	07/02/2022	12.00	185.75	69.37	(116.38)	185.75	185.75	0.00	0.00	0.00	0.00	(116.38)
28/09/2010	07/02/2022	12.00	182.75	69.37	(113.38)	182.75	182.75	0.00	0.00	0.00	0.00	(113.38)
04/04/2014	07/02/2022	14.00	207.75	80.93	(126.82)	207.75	207.75	0.00	0.00	0.00	0.00	(126.82)
10/07/2009	07/02/2022	720.00	9,939.35	4,162.28	(5,777.07)	9,939.35	9,939.35	0.00	0.00	0.00	0.00	(5,777.07)

Sugar Bean Super Fund

Realised Capital Gains Report

For The Period 01 July 2021 - 30 June 2022

Investment		Accounting Treatment				Tax Treatment						
Purchase Contract Date	Disposal Contract Date	Units	Cost	Proceeds	Accounting Profit/(Loss)	Adjusted Cost Base	Reduced Cost Base	Indexed Cost Base	Indexed Gains	Discounted Gains (Gross)	Other Gains	Capital Loss
Shares in Listed Companies (Australian)												
27/09/2013	07/02/2022	15.00	204.00	86.71	(117.29)	204.00	204.00	0.00	0.00	0.00	0.00	(117.29)
29/09/2011	07/02/2022	14.00	188.75	80.93	(107.82)	188.75	188.75	0.00	0.00	0.00	0.00	(107.82)
04/04/2013	07/02/2022	15.00	200.25	86.71	(113.54)	200.25	200.25	0.00	0.00	0.00	0.00	(113.54)
30/03/2012	07/02/2022	15.00	192.25	86.71	(105.54)	192.25	192.25	0.00	0.00	0.00	0.00	(105.54)
27/09/2012	07/02/2022	17.00	196.00	98.28	(97.72)	196.00	196.00	0.00	0.00	0.00	0.00	(97.72)
31/03/2015	07/02/2022	19.00	214.50	109.84	(104.66)	214.50	214.50	0.00	0.00	0.00	0.00	(104.66)
27/09/2019	07/02/2022	18.00	140.40	104.06	(36.34)	140.40	140.40	0.00	0.00	0.00	0.00	(36.34)
29/03/2019	07/02/2022	12.00	92.40	69.37	(23.03)	92.40	92.40	0.00	0.00	0.00	0.00	(23.03)
28/09/2015	07/02/2022	29.00	219.25	167.65	(51.60)	219.25	219.25	0.00	0.00	0.00	0.00	(51.60)
27/03/2020	07/02/2022	27.00	143.10	156.09	12.99	143.10	143.10	0.00	0.00	12.99	0.00	0.00
31/03/2016	07/02/2022	18.00	90.60	104.06	13.46	90.60	90.60	0.00	0.00	13.46	0.00	0.00
02/10/2020	07/02/2022	22.00	98.10	127.18	29.08	98.10	98.10	0.00	0.00	29.08	0.00	0.00
26/03/2021	07/02/2022	27.00	125.38	156.09	30.71	125.38	125.38	0.00	0.00	0.00	30.71	0.00
01/10/2021	07/02/2022	17.00	77.25	98.28	21.03	77.25	77.25	0.00	0.00	0.00	21.03	0.00
		1,047.00	13,089.08	6,052.65	(7,036.43)	13,089.08	13,089.08	0.00	0.00	55.53	51.74	(7,143.70)
		3,494.00	22,457.44	23,406.40	948.96	22,457.44	22,457.44	0.00	0.00	7,995.61	97.05	(7,143.70)
Units in Listed Unit Trusts (Australian)												
ABP.AX1 - Abacus Property Group												
		0.00	0.00	0.00	0.00	0.00	0.00	0.00	0.00	427.84	0.00	0.00
		0.00	0.00	0.00	0.00	0.00	0.00	0.00	0.00	427.84	0.00	0.00
		0.00	0.00	0.00	0.00	0.00	0.00	0.00	0.00	427.84	0.00	0.00
Units in Unlisted Unit Trusts (Australian)												

Sugar Bean Super Fund

Realised Capital Gains Report

For The Period 01 July 2021 - 30 June 2022

Investment		Accounting Treatment				Tax Treatment						
Purchase Contract Date	Disposal Contract Date	Units	Cost	Proceeds	Accounting Profit/(Loss)	Adjusted Cost Base	Reduced Cost Base	Indexed Cost Base	Indexed Gains	Discounted Gains (Gross)	Other Gains	Capital Loss
Units in Unlisted Unit Trusts (Australian)												
PLA0003AU3 - Platinum Japan Fund												
		0.00	0.00	0.00	0.00	0.00	0.00	0.00	0.00	11,037.78	0.00	0.00
		0.00	0.00	0.00	0.00	0.00	0.00	0.00	0.00	11,037.78	0.00	0.00
PLA0004AU7 - Platinum Asia Fund												
		0.00	0.00	0.00	0.00	0.00	0.00	0.00	0.00	7,910.64	0.00	0.00
		0.00	0.00	0.00	0.00	0.00	0.00	0.00	0.00	7,910.64	0.00	0.00
PLA0100AU3 - Platinum International Brands Fund												
		0.00	0.00	0.00	0.00	0.00	0.00	0.00	0.00	1,636.34	0.00	0.00
		0.00	0.00	0.00	0.00	0.00	0.00	0.00	0.00	1,636.34	0.00	0.00
PLA0101AU1 - Platinum International Technology												
		0.00	0.00	0.00	0.00	0.00	0.00	0.00	0.00	6,071.24	0.00	0.00
		0.00	0.00	0.00	0.00	0.00	0.00	0.00	0.00	6,071.24	0.00	0.00
SHSAMEHIVM - Microequities High Income Value Microcap Fund												
		0.00	0.00	0.00	0.00	0.00	0.00	0.00	0.00	12,750.00	0.00	0.00
		0.00	0.00	0.00	0.00	0.00	0.00	0.00	0.00	12,750.00	0.00	0.00
SHSASMBCFD - Smallco Broadcap Fund												
		0.00	0.00	0.00	0.00	0.00	0.00	0.00	0.00	15,020.44	0.00	0.00
		0.00	0.00	0.00	0.00	0.00	0.00	0.00	0.00	15,020.44	0.00	0.00
		0.00	0.00	0.00	0.00	0.00	0.00	0.00	0.00	54,426.44	0.00	0.00

3,494.00	22,457.44	23,406.40	948.96	22,457.44	22,457.44	0.00	0.00	62,849.89	97.05	(7,143.70)
----------	-----------	-----------	--------	-----------	-----------	------	------	-----------	-------	------------

(/)

Transactions

Account Number 81917
Account Name TSO Pty Ltd ATF Sugar Bean Super Fund

Transactions between

1/1/2021  and 31/12/2021 

Account

1 selected ▼ Select All

Fund

All selected (6) ▼ Deselect All

View

Account No	Transaction	Date	Units	Price (\$)	Amount (\$)
Account: TSO Pty Ltd ATF Sugar Bean Super Fund					
Fund: Platinum International Brands Fund - C Class					
81917	Application	23/9/2021	19,365.58	2.5819	50,000.00
Account: TSO Pty Ltd ATF Sugar Bean Super Fund					
Fund: Platinum International Health Care Fund - C Class					
81917	Application	23/9/2021	18,510.98	2.7011	50,000.00
Account: TSO Pty Ltd ATF Sugar Bean Super Fund					
Fund: Platinum Asia Fund - C Class					
81917	Distribution Reinvested	30/6/2021	25,230.89	2.7278	68,824.81
Account: TSO Pty Ltd ATF Sugar Bean Super Fund					
Fund: Platinum Japan Fund - C Class					

25000 - Interest Received

2022 Financial Year

Preparer Shelley Lian

Reviewer Steven Lee

Status Completed

Account Code	Description	CY Balance	LY Balance	Change
WBC351159	Westpac DIY Super Working 35-1159	(\$5.56)	(\$3.37)	64.99%
WBC351175	Westpac DIY Super Savings 35-1175	(\$10.11)	(\$8.84)	14.37%
TOTAL		CY Balance	LY Balance	
		(\$15.67)	(\$12.21)	

Supporting Documents

- Interest Reconciliation Report [Report](#)

Standard Checklist

- Attach Interest Reconciliation Report
- Ensure all interest has been recorded from Bank Statements
- Review Statements to ensure all TFN withheld has been input

Sugar Bean Super Fund

Interest Reconciliation Report

For The Period 01 July 2021 - 30 June 2022

Date	Payment Amount	Gross Interest	TFN Withheld	Foreign Income	Foreign Credits
Bank Accounts					
WBC351159 Westpac DIY Super Working 35-1159					
30/07/2021	0.45	0.45			
31/08/2021	0.55	0.55			
30/09/2021	0.67	0.67			
29/10/2021	0.22	0.22			
30/11/2021	0.31	0.31			
31/12/2021	0.55	0.55			
31/01/2022	0.60	0.60			
28/02/2022	0.64	0.64			
31/03/2022	0.87	0.87			
29/04/2022	0.14	0.14			
31/05/2022	0.28	0.28			
30/06/2022	0.28	0.28			
	5.56	5.56			
WBC351175 Westpac DIY Super Savings 35-1175					
30/07/2021	1.11	1.11			
31/08/2021	1.18	1.18			
30/09/2021	1.11	1.11			
29/10/2021	0.96	0.96			
30/11/2021	0.74	0.74			
22/02/2023	16:42:07				

Sugar Bean Super Fund
Interest Reconciliation Report

For The Period 01 July 2021 - 30 June 2022

Date	Payment Amount	Gross Interest	TFN Withheld	Foreign Income	Foreign Credits
31/12/2021	0.72	0.72			
31/01/2022	0.72	0.72			
28/02/2022	0.65	0.65			
31/03/2022	0.65	0.65			
30/06/2022	2.27	2.27			
	10.11	10.11			
	15.67	15.67			
TOTAL	15.67	15.67			

Tax Return Reconciliation

Gross Interest	Totals	Tax Return Label
	15.67	11C

28000 - Property Income

2022 Financial Year

Preparer Shelley Lian

Reviewer Steven Lee

Status Completed

Account Code	Description	CY Balance	LY Balance	Change
SUGAS001_394SYDNEYRD	394 Sydney Rd, Balgowlah	(\$331,623.87)	(\$322,847.76)	2.72%
TOTAL		CY Balance	LY Balance	
		(\$331,623.87)	(\$322,847.76)	

Supporting Documents

◦ General Ledger [Report](#)

Standard Checklist

- Attach all source documentation e.g. Rental Statements, Lease Statements
- Attach Rental Property Statement Report

Sugar Bean Super Fund

General Ledger

As at 30 June 2022

Transaction Date	Description	Units	Debit	Credit	Balance \$
Property Income (28000)					
394 Sydney Rd, Balgowlah (SUGAS001_394SYDNEYRD)					
01/07/2021	Deposit Stephen James Mo Bso Rent			10,167.73	10,167.73 CR
26/07/2021	Deposit Dr Thomas Chai July 2021 rent fro			17,317.57	27,485.30 CR
02/08/2021	Deposit Stephen James Mo Bso Rent			10,167.73	37,653.03 CR
16/08/2021	Deposit Dr Thomas Chai Aug 2021 Rental Fr			17,317.57	54,970.60 CR
01/09/2021	Deposit Stephen James Mo Bso Rent			10,167.73	65,138.33 CR
27/09/2021	Deposit Dr Thomas Chai Rent for Sept 21 f			17,317.57	82,455.90 CR
01/10/2021	Deposit Stephen James Mo Bso Rent			10,167.73	92,623.63 CR
21/10/2021	Deposit Dr Thomas Chai Oct 21 Rent from D			17,317.57	109,941.20 CR
01/11/2021	Deposit Stephen James Mo Bso Rent			10,167.73	120,108.93 CR
19/11/2021	Deposit Dr Thomas Chai Nov Rent fr dn cha			17,317.57	137,426.50 CR
01/12/2021	Deposit Stephen James Mo Bso Rent			10,167.73	147,594.23 CR
17/12/2021	Deposit Dr Thomas Chai Dec 21 Rent from d			17,317.57	164,911.80 CR
04/01/2022	Deposit Stephen James Mo Bso Rent			10,167.73	175,079.53 CR
04/01/2022	Withdrawal-Osko Payment 1782820 Dr Stephen Moate Refund of Outgoings Difference 2021		1,806.42		173,273.11 CR
05/01/2022	Deposit Dr Thomas Chai rental difference			258.24	173,531.35 CR
05/01/2022	Deposit Dr Thomas Chai Jan 22 Rent from D			17,790.24	191,321.59 CR
05/01/2022	Withdrawal-Osko Payment 1136164 Dr Thomas Chai Refund of Outgoings Difference 2021 Refund of Outgoings Difference 2021		2,207.85		189,113.74 CR
06/01/2022	Deposit Stephen James Mo rent shortfall Bso			453.38	189,567.12 CR
01/02/2022	Deposit Stephen James Mo Bso Rent			10,621.11	200,188.23 CR
14/02/2022	Deposit Dr Thomas Chai Feb 22 rental for			17,790.24	217,978.47 CR
01/03/2022	Deposit Stephen James Mo Bso Rent			10,621.11	228,599.58 CR
01/04/2022	Deposit Stephen James Mo Bso Rent			10,621.11	239,220.69 CR
19/04/2022	Deposit Dr Thomas Chai Rental fr Dr Chai			17,790.24	257,010.93 CR
02/05/2022	Deposit Stephen James Mo Bso Rent			10,621.11	267,632.04 CR
02/05/2022	Deposit Dr Thomas Chai Rent from Dr Chai			17,790.24	285,422.28 CR
30/05/2022	Deposit Dr Thomas Chai May 22 rent from D			17,790.24	303,212.52 CR
01/06/2022	Deposit Stephen James Mo Bso Rent			10,621.11	313,833.63 CR
23/06/2022	Deposit Dr Thomas Chai Rent for June 22 f			17,790.24	331,623.87 CR
			4,014.27	335,638.14	331,623.87 CR

Total Debits: 4,014.27

Total Credits: 335,638.14

28500 - Transfers In

2022 Financial Year

Preparer Shelley Lian

Reviewer Steven Lee

Status Completed

Account Code	Description	CY Balance	LY Balance	Change
CHATHO00001A	(Transfers In) Chai, Thomas Vui Chung - Accumulation (Accumulation)		(\$1,098.54)	100%
CHEVER00001A	(Transfers In) Cheng, Veronica Hong Kun - Accumulation (Accumulation)		(\$2,846.31)	100%
TOTAL		CY Balance	LY Balance	
			(\$3,944.85)	

Supporting Documents

◦ General Ledger [Report](#)

Standard Checklist

Attached copies of all Transfer Statements and Rollover Benefits Statements

Sugar Bean Super Fund

General Ledger

As at 30 June 2022

Transaction Date	Description	Units	Debit	Credit	Balance \$
					0.00 DR

Total Debits: 0.00

Total Credits: 0.00

30100 - Accountancy Fees

2022 Financial Year

Preparer Shelley Lian

Reviewer Steven Lee

Status Completed

Account Code	Description	CY Balance	LY Balance	Change
30100	Accountancy Fees	\$1,000.00	\$1,220.00	(18.03)%
TOTAL		CY Balance	LY Balance	
		\$1,000.00	\$1,220.00	

Supporting Documents

- General Ledger [Report](#)
- SH invoice.pdf

Standard Checklist

- Attach all source documentation
- Ensure all Transactions have been entered

Sugar Bean Super Fund

General Ledger

As at 30 June 2022

Transaction Date	Description	Units	Debit	Credit	Balance \$
Accountancy Fees (30100)					
<u>Accountancy Fees (30100)</u>					
14/03/2022	Withdrawal-Osko Payment 1068894 Superhelp Australia Pty Ltd Inv-0467 For Sugar Bean Super Fund sugar bean super fund annual admin 13 Mar 2022		1,000.00		1,000.00 DR
			1,000.00		1,000.00 DR

Total Debits: 1,000.00

Total Credits: 0.00



TAX INVOICE

Sugar Bean Super

Invoice Date

3 Mar 2022

Invoice Number

INV-0467

ABN

60 061 126 663

SuperHelp Australia
PTY LTD
PO Box 1906
MACQUARIE
CENTRE NSW 2113
AUSTRALIA

Item	Description	Quantity	Unit Price	GST	Amount AUD
EOY	SMSF Annual Administration	1.00	1,100.00	10%	1,100.00
ADD INV	Additional Investments	18.00	25.00	10%	450.00
			INCLUDES GST 10%		140.91
			TOTAL AUD		1,550.00
			Less Amount Paid		1,550.00
			AMOUNT DUE AUD		0.00

Due Date: 17 Mar 2022

Please pay the balance of our fees by direct credit into our bank account.

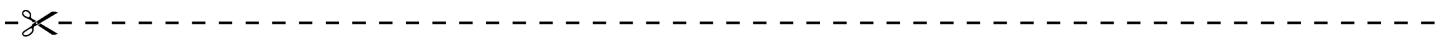
OUR BANK DETAILS (Use your name or your SMSF name as the reference):

Account Name: Superhelp Australia Pty Ltd

Bank: Commonwealth Bank

BSB: 06 2099

Account Number: 1041 7929



PAYMENT ADVICE

To: SuperHelp Australia PTY LTD
PO Box 1906
MACQUARIE CENTRE NSW 2113
AUSTRALIA

Customer Sugar Bean Super
Invoice Number INV-0467

Amount Due **0.00**
Due Date 17 Mar 2022

Amount Enclosed

Enter the amount you are paying above

30400 - ATO Supervisory Levy

2022 Financial Year

Preparer Shelley Lian

Reviewer Steven Lee

Status Completed

Account Code	Description	CY Balance	LY Balance	Change
30400	ATO Supervisory Levy	\$259.00	\$259.00	0%
TOTAL		CY Balance	LY Balance	
		\$259.00	\$259.00	

Supporting Documents

- General Ledger [Report](#)

Standard Checklist

- Attach all source documentation
- Ensure all Transactions have been entered

Sugar Bean Super Fund

General Ledger

As at 30 June 2022

Transaction Date	Description	Units	Debit	Credit	Balance \$
ATO Supervisory Levy (30400)					
<u>ATO Supervisory Levy (30400)</u>					
12/05/2022	Withdrawal Online 7303221 Bpay Tax Office Tax 2021		259.00		259.00 DR
			259.00		259.00 DR

Total Debits: 259.00

Total Credits: 0.00

30700 - Auditor's Remuneration

2022 Financial Year

Preparer Shelley Lian

Reviewer Steven Lee

Status Completed

Account Code	Description	CY Balance	LY Balance	Change
30700	Auditor's Remuneration	\$550.00	\$450.00	22.22%
TOTAL		CY Balance	LY Balance	
		\$550.00	\$450.00	

Supporting Documents

- General Ledger [Report](#)
- Invoice X19675.pdf [30700](#)

Standard Checklist

- Attach all source documentation
- Ensure all Transactions have been entered

Sugar Bean Super Fund

General Ledger

As at 30 June 2022

Transaction Date	Description	Units	Debit	Credit	Balance \$
Auditor's Remuneration (30700)					
Auditor's Remuneration (30700)					
14/03/2022	Withdrawal-Osko Payment 1068894 Superhelp Australia Pty Ltd Inv-0467 For Sugar Bean Super Fund sugar bean super fund annual admin 13 Mar 2022		550.00		550.00 DR
			550.00		550.00 DR

Total Debits: 550.00

Total Credits: 0.00



Invoice Date 03 Mar 2022
Invoice Number X19675
Due Date 17 Mar 2022

SuperHelp Australia Pty Ltd
Attention: Sandra
PO Box 1906
MACQUARIE CENTRE NSW 2113

TAX INVOICE

Description	Amount
Preparation of SMSF Audit on behalf of the following Superannuation Fund: Sugar Bean Super Fund for the year ended 30 June 2021.	
Subtotal	500.00
Total GST 10%	50.00
Invoice Total AUD	550.00
Total Net Payments AUD	0.00
Amount Due AUD	550.00

Payment Advice



DIRECT CREDIT (EFT)

Account Name: **Gold Group Consulting**
BSB: **484 799** Account No.: **20423 2240**
Please quote the invoice number(s) as a reference.



by mail

Detach this section and mail your cheque to:

Gold Group Consulting
PO Box 428
Southport QLD 4215
Australia

Client: SuperHelp Australia Pty Ltd

Invoice No : X19675
Amount Due: \$ 550.00
Due Date: 17 Mar 2022



CHARTERED ACCOUNTANTS - SINCE 1969

30800 - ASIC Fees

2022 Financial Year

Preparer Shelley Lian

Reviewer Steven Lee

Status Completed

Account Code	Description	CY Balance	LY Balance	Change
30800	ASIC Fees	\$56.00	\$234.00	(76.07)%
TOTAL		CY Balance	LY Balance	
		\$56.00	\$234.00	

Supporting Documents

- General Ledger [Report](#)

Standard Checklist

- Attach all source documentation
- Ensure all Transactions have been entered

Sugar Bean Super Fund

General Ledger

As at 30 June 2022

Transaction Date	Description	Units	Debit	Credit	Balance \$
ASIC Fees (30800)					
ASIC Fees (30800)					
30/08/2021	Withdrawal Online 3366171 Bpay Asic Asic For Tso P/L		56.00		56.00 DR
			56.00		56.00 DR

Total Debits: 56.00

Total Credits: 0.00

31500 - Bank Charges

2022 Financial Year

Preparer Shelley Lian

Reviewer Steven Lee

Status Completed

Account Code	Description	CY Balance	LY Balance	Change
31500	Bank Charges		\$5.00	100%
TOTAL		CY Balance	LY Balance	
			\$5.00	

Supporting Documents

- General Ledger [Report](#)

Standard Checklist

- Attach all source documentation
- Ensure all Transactions have been entered

Sugar Bean Super Fund

General Ledger

As at 30 June 2022

Transaction Date	Description	Units	Debit	Credit	Balance \$
------------------	-------------	-------	-------	--------	------------

0.00 DR

Total Debits: 0.00

Total Credits: 0.00

33400 - Depreciation

2022 Financial Year

Preparer Shelley Lian

Reviewer Steven Lee

Status Completed

Account Code	Description	CY Balance	LY Balance	Change
SUGAS001_394SYDNEYRD	394 Sydney Rd, Balgowlah	\$6,461.00	\$6,525.00	(0.98)%
TOTAL		CY Balance	LY Balance	
		\$6,461.00	\$6,525.00	

Supporting Documents

No supporting documents

Standard Checklist

Attach Depreciation Schedule

41960 - Property Expenses - Council Rates

2022 Financial Year

Preparer Shelley Lian

Reviewer Steven Lee

Status Completed

Account Code	Description	CY Balance	LY Balance	Change
SUGAS001_394SYDNEYRD	394 Sydney Rd, Balgowlah	\$10,290.73	\$7,637.25	34.74%
TOTAL		CY Balance	LY Balance	
		\$10,290.73	\$7,637.25	

Supporting Documents

- General Ledger [Report](#)
- Expenses.pdf

Standard Checklist

- Attach Agent statements (either monthly or annual)
- Attach any other statements, notices or invoices

Sugar Bean Super Fund

General Ledger

As at 30 June 2022

Transaction Date	Description	Units	Debit	Credit	Balance \$
Property Expenses - Council Rates (41960)					
394 Sydney Rd, Balgowlah (SUGAS001_394SYDNEYRD)					
02/09/2021	Withdrawal Online 2566529 Bpay Nb Council VC self 9592.70 1st Instalment		2,572.93		2,572.93 DR
27/10/2021	Withdrawal Online 7583645 Bpay Nb Council second instalment		2,572.60		5,145.53 DR
31/01/2022	Withdrawal Online 4021693 Bpay Nb Council Council Rate		2,572.60		7,718.13 DR
05/05/2022	Withdrawal Online 5751355 Bpay Nb Council		2,572.60		10,290.73 DR
			10,290.73		10,290.73 DR
Total Debits:			10,290.73		
Total Credits:			0.00		



**northern
beaches
council**

1 Belgrave Street, Manly NSW 2095
725 Pittwater Road, Dee Why NSW 2099
1 Park Street, Mona Vale NSW 2103
59A Old Barrenjoey Road, Avalon Beach NSW 2107
T 1300 434 434 F 02 9976 1400
E council@northernbeaches.nsw.gov.au
northernbeaches.nsw.gov.au
ABN 57 284 295 198

**2021/2022 RATES
FOURTH INSTALMENT NOTICE**

Rate enquiries only: 02 8495 5060
All other enquiries: 1300 434 434

**TSO Pty Ltd
G 0 Ground Floor
394 Sydney Road
BALGOWLAH NSW 2093**



I052526
R6_10601

REFERENCE NUMBER 4599958
DUE DATE 31/05/2022
DATE OF POSTING 19/04/2022

Property Location and Description

394 Sydney Road BALGOWLAH NSW 2093
1 DP 776824

INTEREST ACCRUES ON ARREARS AT 6% P.A.

Fourth Instalment (Due 31/05/2022)

\$2,572.60

Total Amount Due

\$2,572.60

*BPay Receipt # 5751355
5/5/2022 at 3:45pm*



For emailed notices:
northernbeaches.enotices.com.au
Reference No: 73D96E22EK





Internal use only

Payments made after 11/04/2022 are not reflected in the balance on this notice.

If paying by cheque please return bottom portion of this notice with payment

Payment Methods (See over for details)

<p>BPay by phone or internet</p> <p>Pay by phone with Payment Card* Call 1300 276 468</p> <p>Pay online with Payment Card* Go to northernbeaches.nsw.gov.au</p> <p>*Charges apply - see over for details</p>	<p>Pay by Mail Northern Beaches Council, PO Box 82, Manly NSW 1655</p>  <p>Internal use only</p>	<p>POST billpay</p> <p>Pay in person at Australia Post</p>  <p>*65 4599958</p>
<p>Billers Code: 1735 Reference No.: 4599 958</p>		

CREDIT

Date

Name: TSO Pty Ltd

Reference No.: 4599958
4th Instalment: \$2,572.60
Total Amount: \$2,572.60

Amount paid





**northern
beaches
council**

1 Belgrave Street, Manly NSW 2095
725 Pittwater Road, Dee Why NSW 2099
1 Park Street, Mona Vale NSW 2103
59A Old Barrenjoey Road, Avalon Beach NSW 2107
T 1300 434 434 F 02 9976 1400
E council@northernbeaches.nsw.gov.au
northernbeaches.nsw.gov.au
ABN 57 284 295 198

2021/2022 RATES THIRD INSTALMENT NOTICE

Rate enquiries only: 02 8495 5060
All other enquiries: 1300 434 434

TSO Pty Ltd
G 0 Ground Floor
394 Sydney Road
BALGOWLAH NSW 2093



I053504
R6_12683

REFERENCE NUMBER 4599958
DUE DATE 28/02/2022
DATE OF POSTING 17/01/2022

Property Location and Description

394 Sydney Road BALGOWLAH NSW 2093
Lot 1 DP 776824

INTEREST ACCRUES ON ARREARS AT 6% P.A.

Third Instalment (Due 28/02/2022)

\$2,572.60

Total Amount Due

\$2,572.60



For emailed notices:
northernbeaches.enotices.com.au
Reference No: F948361F5E



Internal use only

Payments made after 10/01/2022 are not reflected in the balance on this notice.

If paying by cheque please return bottom portion of this notice with payment

Payment Methods (See over for details)

<p>B BPay by phone or internet</p> <p>Phone Pay by phone with Payment Card* Call 1300 276 468</p> <p>Computer Pay online with Payment Card* Go to northernbeaches.nsw.gov.au</p> <p>*Charges apply - see over for details</p>	<p>Envelope Pay by Mail Northern Beaches Council, PO Box 82, Manly NSW 1655</p> <p> Internal use only</p>	<p>P POST billpay</p> <p>Pay in person at Australia Post</p> <p></p> <p>*65 4599958</p>
<p>Bill Code: 1735 Reference No.: 4599 958</p>		

CREDIT

Date 29 01 2022

Name: TSO Pty Ltd

Reference No.: 4599958
3rd Instalment: \$2,572.60
Total Amount: \$2,572.60

Amount paid

\$ 2572.60
BPay Receipt No. 4021693



**northern
beaches
council**

1 Belgrave Street, Manly NSW 2095
725 Pittwater Road, Dee Why NSW 2099
1 Park Street, Mona Vale NSW 2103
59A Old Barrenjoey Road, Avalon Beach NSW 2107
T 1300 434 434 F 02 9976 1400
E council@northernbeaches.nsw.gov.au
northernbeaches.nsw.gov.au
ABN 57 284 295 198

2021/2022 RATES SECOND INSTALMENT NOTICE

Rate enquiries only: 02 8495 5060
All other enquiries: 1300 434 434

TSO Pty Ltd
G 0 Ground Floor
394 Sydney Road
BALGOWLAH NSW 2093



I054764
R6_15019

REFERENCE NUMBER	4599958
DUE DATE	30/11/2021
DATE OF POSTING	18/10/2021

Property Location and Description

394 Sydney Road BALGOWLAH NSW 2093
Lot 1 DP 776824

INTEREST ACCRUES ON ARREARS AT 6% P.A.

Second Instalment (Due 30/11/2021)	\$2,572.60
Total Amount Due	\$2,572.60

*BPAY Receipt #
7583645*



For emailed notices:
northernbeaches.enotices.com.au
Reference No: 727ADB8FAX

Payments made after 11/10/2021 are not reflected in the balance on this notice.



Internal use only

If paying by cheque please return bottom portion of this notice with payment

Payment Methods (See over for details)

<p> BPay by phone or internet</p> <p> Pay by phone with Payment Card* Call 1300 276 468</p> <p> Pay online with Payment Card* Go to northernbeaches.nsw.gov.au</p> <p>*Charges apply - see over for details</p>	<p> Pay by Mail Northern Beaches Council, PO Box 82, Manly NSW 1655</p> <p></p> <p>Internal use only</p>	<p> POST billpay</p> <p>Pay in person at Australia Post</p> <p></p> <p>*65 4599958</p>
<p>Billers Code: 1735 Reference No.: 4599 958</p>		

CREDIT

Date 27/10/21

Name: TSO Pty Ltd *at 10:01 Am*

Reference No.: 4599958
2nd Instalment: \$2,572.60
Total Amount: \$2,572.60

Amount paid

\$ 2572 .60



northern
beaches
council

1 Belgrave Street, Manly NSW 2095
725 Pittwater Road, Dee Why NSW 2099
1 Park Street, Mona Vale NSW 2103
59A Old Barrenjoey Road, Avalon Beach NSW 2107
T 1300 434 434 F 02 9976 1400
E council@northernbeaches.nsw.gov.au
northernbeaches.nsw.gov.au
ABN 57 284 295 198



TSO Pty Ltd
G 0 Ground Floor
394 Sydney Road
BALGOWLAH NSW 2093



I083620
R9_8493

**RATES AND CHARGES NOTICE
FOR FINANCIAL YEAR 2021/2022**

Waste, Parking Sticker & general enquiries: 1300 434 434 Rate enquiries only: 8495 5060
Please see the reverse side of this notice for your two Parking Permits

Reference Number 4599958
Due Date 31/08/2021
Date of Posting 20/07/2021

Property Location and Description	INTEREST ACCRUES ON ARREARS AT 6% P.A.		
394 Sydney Road BALGOWLAH NSW 2093 Lot 1 DP 776824			
Particulars of Rates and Charges	Rateable Value/Qty	Cents in \$	Amount(\$)
Ordinary Business Rate	01/07/2019 1,850,000	0.433118c/\$	\$8,012.68
Stormwater Management Services Charge	50	Per Property	\$50.00
Special Business Rate Balgowlah Business Centre	1,850,000	0.120435c/\$	\$2,228.05

*BPay Receipt#
2566529
29/07/2021 @ 2:34pm*



This notice may be paid either in full by the due date shown above or in the four instalments as shown below.

1st Instalment	2nd Instalment	3rd Instalment	4th Instalment		Total Amount Due
31/08/2021 \$2,572.93	30/11/2021 \$2,572.60	28/02/2022 \$2,572.60	31/05/2022 \$2,572.60	Payments made after the 12/07/2021 are not shown on this notice.	\$10,290.73

Payment Methods (See over for details) If paying by cheque please return bottom portion of this notice with payment

BPay by phone or internet Pay by phone with Payment Card* Call 1300 276 468 Pay online with Payment Card* Go to northernbeaches.nsw.gov.au *Charges apply - see over for details	Pay by Mail Northern Beaches Council, PO BOX 82, Manly NSW 1655 <p><i>internal use only</i></p>	POST billpay Pay in person at Australia Post <p>*65 4599958</p>
--	--	--

Credit
Date

Name: TSO Pty Ltd
Reference No.: 4599958
1st Instalment: \$2,572.93
Total Amount: \$10,290.73

Bill Code: 1735
Reference No.: 4599 958



For emailed notices:
northernbeaches.enotices.com.au
Reference No: **A2651A18EZ**

Amount paid



Last bill	Payments	Balance	This bill	Total amount due
\$491.86	\$491.86	\$0.00	\$857.61	\$857.61



TSO PTY LTD
 U G0/394 SYDNEY RD
 BALGOWLAH NSW 2093

Please pay by

12/04/22

Account number

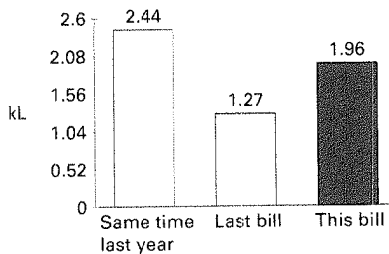
4723 839

Account for commercial property

394 Sydney Rd Balgowlah

Fixed charges - GST free	1 Jan 22 - 31 Mar 22	\$
Water service		18.88
Wastewater (sewerage) service		147.67
<hr/>		
Estimated usage charges - GST free	7 Dec 21 - 22 Mar 22	
Water	07/12 - 22/03 208 kL at \$2.3800 a kL See over for details	495.04
Wastewater	07/12 - 22/03 162 kL at \$1.2100 a kL See over for details	196.02
Total amount due		\$857.61

Your average daily usage



How much water did you use?

*Bpay Receipt No. 0663874
 13/4/2022 at 6.16pm*

Continued over

SYDNEY WATER CORPORATION ABN 49 776 225 038

TAX INVOICE

Date of issue 22 March 2022

Account for 394 Sydney Rd Balgowlah



BPAY®: Internet or phone banking.
 Biller code: 45435 Ref no.: 4723 839 0000

Online ID: 15628930

Card payments:
 0.4% fee applies



Telephone payments: MasterCard or VISA.
 Call 1300 12 34 58 (24 hour service)

Payment number

4723 839 0000



Direct Debit: from your bank account or credit card.
 Visit sydneywater.com.au/directdebit

Please pay by

12/04/22



Internet payments: MasterCard, VISA or PayPal.
 Visit sydneywater.com.au/pay

Total amount due

\$857.61

TRAN CODE	USER CODE	CUSTOMER REFERENCE NUMBER
831	066859	000047238390000

082FSWC2DL014443NR1/E-2153/S-41441-8287

Account for commercial property**394 Sydney Rd Balgowlah****Water meter details****Meter Reading Period:** 7 Dec 21 - 22 Mar 22

Meter No.	This Reading	Last Reading	Consumption (kL)	
CRYE0827	5718	5510	208	EST*

Total water used in 106 days was 208 kilolitres

* EST - Your usage has been estimated.

Meters on property used to calculate service charge: 1

1 x 25mm meter

Customer information

- A discharge factor of 78% has been applied to your property.
- You can find out about rebates for service interruptions in *Our contract with you* which is available at **sydneywater.com.au/contract**. In most cases, we'll automatically apply a rebate to your next bill so you don't need to contact us.
- If you are having difficulty paying your bill, we can help. We have flexible payment options to help you plan your payments. We may offer payment extensions or a regular payment arrangement. **Call us on 13 20 92.**
- A late payment fee of \$5.33 (including \$0.48 GST) or interest, whichever is higher, may be charged on overdue amounts. The current interest rate is 4.10% a year.
- Hearing impaired customers can phone via NRS for a TTY service on **13 36 77**, quoting **13 20 90**.
- We collect and use your personal information so we can contact you about your account, service outages and interruptions. If necessary, we may exchange contact information with local councils to ensure your bills get to you. For more information about how we handle your personal information, visit **sydneywater.com.au/privacy**.

Faults and Leaks (available 24 hours)

Please ring 13 20 90 in cases of service difficulty and emergency.

082PSWC2DL01443NR1/E 2153/S-4144/1-8288



*242 47238390000

Pay at any Post Office by cash or cheque
 Online: Postbillpay.com.au
 Phone: 13 18 16 Biller code 0242

Payment number**4723 839 0000****Total amount due****\$857.61**

Mail payments: Return slip and cheque
 (no staples) payable to Sydney Water.
 Send to:
Sydney Water
PO Box 339 Silverwater NSW 2128



Centrepay payments: call Centrelink to
 arrange regular Centrepay deductions.
 Centrepay Reference No.: 555 052 086C

Changing your mailing address?

Please call us on 13 20 92 or visit
sydneywater.com.au/addresschanges
 to change your address online.

Interpreter Service 13 14 50

إذا كنت تحتاج إلى مترجم، يرجى الاتصال بالرقم أعلاه.
 如果您需要傳譯員的協助，請致電以上的號碼。
 Αν χρειάζεστε διερμηνέα, τηλεφωνήστε στον παραπάνω αριθμό.
 Se vi serve un interprete, telefonate al numero indicato sopra.
 통역사가 필요하시면 위의 번호로 전화하십시오.
 Nếu quý vị cần thông dịch viên, hãy gọi đến số trên đây.

Last bill	Payments	Balance	This bill
\$776.03	\$776.03	\$0.00	\$491.86

Total amount due


\$491.86

Please pay by

29/12/21

Account number

4723 839

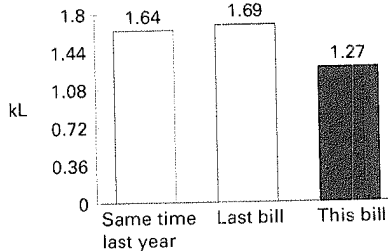
00274-1 003

 TSO PTY LTD
 U G0/394 SYDNEY RD
 BALGOWLAH NSW 2093

Account for commercial property

394 Sydney Rd Balgowlah

Fixed charges - GST free	1 Oct 21 - 31 Dec 21	\$
Water service		19.30
Wastewater (sewerage) service		150.95
Usage charges - GST free	22 Sep 21 - 6 Dec 21	
Water	22/09 - 06/12	97 kL at \$2.3800 a kL <i>See over for details</i> 230.86
Wastewater	22/09 - 06/12	75 kL at \$1.2100 a kL <i>See over for details</i> 90.75
Total amount due		\$491.86

Your average daily usage



*B Pay Receipt # 3736708
 13/12/2021 at 10:03 AM*

How much water did you use?

Continued over

SYDNEY WATER CORPORATION ABN 49 776 225 038

TAX INVOICE

Date of issue 6 December 2021

Account for 394 Sydney Rd Balgowlah



BPAY®: Internet or phone banking.
 Biller code: 45435 Ref no.: 4723 839 0000

Online ID: 15628930



Telephone payments: MasterCard or VISA.
 Call 1300 12 34 58 (24 hour service)



Direct Debit: from your bank account or credit card.
 Visit sydneywater.com.au/directdebit



Internet payments: MasterCard, VISA or PayPal.
 Visit sydneywater.com.au/pay

Card payments:
 0.4% fee applies

Payment number
4723 839 0000

Please pay by
29/12/21

Total amount due
\$491.86

TRAN CODE 831 USER CODE 066859 CUSTOMER REFERENCE NUMBER 000047238390000

<000049186> <066859> <000047238390000> >

Account for commercial property**394 Sydney Rd Balgowlah****Water meter details****Meter Reading Period:** 22 Sep 21 - 6 Dec 21

Meter No.	This Reading	Last Reading	Consumption (kL)
CRYE0827	5510	5413	97

Total water used in 76 days was 97 kilolitres

Meters on property used to calculate service charge: 1
1 x 25mm meter**Customer information**

- A discharge factor of 78% has been applied to your property.
- You can find out about rebates for service interruptions in *Our contract with you* which is available at sydneywater.com.au/contract. In most cases, we'll automatically apply a rebate to your next bill so you don't need to contact us.
- If you are having difficulty paying your bill, we can help. We have flexible payment options to help you plan your payments. We may offer payment extensions or a regular payment arrangement. **Call us on 13 20 92.**
- A late payment fee of \$5.33 (including \$0.48 GST) or interest, whichever is higher, may be charged on overdue amounts. The current interest rate is 4.10% a year.
- Hearing impaired customers can phone via NRS for a TTY service on **13 36 77**, quoting **13 20 90**.
- We collect and use your personal information so we can contact you about your account, service outages and interruptions. If necessary, we may exchange contact information with local councils to ensure your bills get to you. For more information about how we handle your personal information, visit sydneywater.com.au/privacy.

Faults and Leaks (available 24 hours)

Please ring 13 20 90 in cases of service difficulty and emergency.

340PSWC2DL238644NR1/E-274/IS-30771-614



*242 47238390000

Pay at any Post Office by cash or cheque
Online: Postbillpay.com.au
Phone: 13 18 16 Biller code 0242**Payment number****4723 839 0000****Total amount due****\$491.86**

Mail payments: Return slip and cheque (no staples) payable to Sydney Water.
Send to:
Sydney Water
PO Box 339 Silverwater NSW 2128

Changing your mailing address?Please call us on 13 20 92 or visit sydneywater.com.au/addresschanges to change your address online.**Interpreter Service 13 14 50**

إذا كنت تحتاج إلى مترجم، يرجى الاتصال بالرقم أعلاه.
如果您需要傳譯員的協助，請致電以上的號碼。
Αν χρειάζεστε διερμηνέα, τηλεφωνήστε στον παραπάνω αριθμό.
Se vi serve un interprete, telefonate al numero indicato sopra.
통역사가 필요하시면 위의 번호로 전화하십시오.
Nếu quý vị cần thông dịch viên, hãy gọi đến số trên đây.



Centrepay payments: call Centrelink to arrange regular Centrepay deductions.
Centrepay Reference No.: 555 052 086C

Last bill	Payments	Balance	This bill	Total amount due
\$842.87	\$842.87	\$0.00	\$776.03	\$776.03

Please pay by

12/10/21

Account number

4723 839

00295-12

003



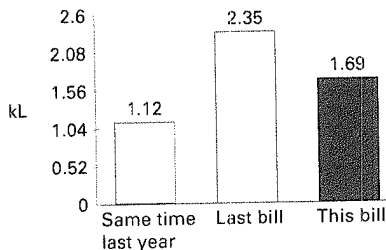
TSO PTY LTD
 U G0/394 SYDNEY RD
 BALGOWLAH NSW 2093

Account for commercial property

394 Sydney Rd Balgowlah

Fixed charges - GST free	1 Jul 21 - 30 Sep 21	\$
Water service		19.30
Wastewater (sewerage) service		150.95
Usage charges - GST free	6 Jun 21 - 21 Sep 21	
Water	06/06 - 30/06	42 kL at \$2.3500 a kL 98.70
	01/07 - 21/09	141 kL at \$2.3800 a kL See over for details 335.58
Wastewater	06/06 - 30/06	32 kL at \$1.2000 a kL 38.40
	01/07 - 21/09	110 kL at \$1.2100 a kL See over for details 133.10
Total amount due		\$776.03

Your average daily usage



Blay Receipt # 1795394
27/9/21 at 2:00pm
 How much water did you use? **\$ 776.03**

Continued over

SYDNEY WATER CORPORATION ABN 49 776 225 038

TAX INVOICE

Date of issue 21 September 2021

Account for 394 Sydney Rd Balgowlah



BPAY®: Internet or phone banking.
 Biller code: 45435 Ref no.: 4723 839 0000



Telephone payments: MasterCard or VISA.
 Call **1300 12 34 58** (24 hour service)



Direct Debit: from your bank account or credit card.
 Visit sydneywater.com.au/directdebit



Internet payments: MasterCard, VISA or PayPal.
 Visit sydneywater.com.au/pay

Online ID: 15628930

Card payments:
 0.4% fee applies

Payment number

4723 839 0000

Please pay by

12/10/21

Total amount due

\$776.03

TRAN CODE

831

USER CODE

066859

CUSTOMER REFERENCE NUMBER

000047238390000

Account for commercial property**394 Sydney Rd Balgowlah****Water meter details****Meter Reading Period:** 6 Jun 21 - 21 Sep 21

Meter No.	This Reading	Last Reading	Consumption (kL)
CRYE0827	5413	5230	183

Total water used in 108 days was 183 kilolitres

Meters on property used to calculate service charge: 1
1 x 25mm meter**Customer information**

- The Independent Pricing and Regulatory Tribunal (IPART) has determined new prices for service and usage charges from 1 July 2021. For more information about our new price determination and projects we'll be investing in, please visit sydneywater.com.au/ourprices.
- COVID-19 measures may have impacted the timing of your bill this quarter. For more information visit sydneywater.com.au/covid
- A discharge factor of 78% has been applied to your property.
- You can find out about rebates for service interruptions in *Our contract with you* which is available at sydneywater.com.au/contract. In most cases, we'll automatically apply a rebate to your next bill so you don't need to contact us.
- If you are having difficulty paying your bill, we can help. We have flexible payment options to help you plan your payments. We may offer payment extensions or a regular payment arrangement. **Call us on 13 20 92.**
- A late payment fee of \$5.33 (including \$0.48 GST) or interest, whichever is higher, may be charged on overdue amounts. The current interest rate is 4.10% a year.
- Hearing impaired customers can phone via NRS for a TTY service on **13 36 77**, quoting **13 20 90**.
- We collect and use your personal information so we can contact you about your account, service outages and interruptions. If necessary, we may exchange contact information with local councils to ensure your bills get to you. For more information about how we handle your personal information, visit sydneywater.com.au/privacy.

Faults and Leaks (available 24 hours)

Please ring 13 20 90 in cases of service difficulty and emergency.

264PSWC2DL173534NR1/E-295/S-425/I-850



*242 47238390000

Pay at any Post Office by cash or cheque
Online: Postbillpay.com.au
Phone: 13 18 16 Biller code 0242**Payment number****4723 839 0000****Total amount due****\$776.03****Mail payments:** Return slip and cheque
(no staples) payable to Sydney Water.
Send to:
Sydney Water
PO Box 339 Silverwater NSW 2128**Changing your mailing address?**Please call us on 13 20 92 or visit
sydneywater.com.au/addresschanges
to change your address online.**Interpreter Service 13 14 50**

إذا كنت تحتاج إلى مترجم، يرجى الاتصال بالرقم أعلاه.
如果您需要傳譯員的協助，請致電以上的號碼。
Αν χρειάζεστε διερμηνέα, τηλεφωνήστε στον παραπάνω αριθμό.
Se vi serve un interprete, telefonate al numero indicato sopra.
통역사기 필요하시면 위의 번호로 전화하십시오.
Nếu quý vị cần thông dịch viên, hãy gọi đến số trên đây.

**Centrepay payments:** call Centrelink to
arrange regular Centrepay deductions.
Centrepay Reference No.: 555 052 086C

Last bill	Payments	Balance	This bill	Total amount due
\$857.61	\$857.61	\$0.01CR	\$1089.02	\$1089.01



TSO PTY LTD
 U G0/394 SYDNEY RD
 BALGOWLAH NSW 2093

Please pay by

13/07/22

Account number

4723 839

Account for commercial property

394 Sydney Rd Balgowlah

Fixed charges - GST free	1 Apr 22 - 30 Jun 22		\$
Water service			19.09
Wastewater (sewerage) service			149.31
Usage charges - GST free	23 Mar 22 - 22 Jun 22		
Water	23/03 - 22/06	277 kL at \$2.3800 a kL <i>See over for details</i>	659.26
Wastewater	23/03 - 22/06	216 kL at \$1.2100 a kL <i>See over for details</i>	261.36
Other charges and credits			
Miscellaneous credit			-0.01
Total amount due			\$1089.01

*Blay Receipt # 1525897
 14/7/2022 at 12:28pm*

Continued over

SYDNEY WATER CORPORATION ABN 49 776 225 038

TAX INVOICE

Date of issue 22 June 2022

Account for 394 Sydney Rd Balgowlah



BPAY®: Internet or phone banking.
 Biller code: 45435 Ref no.: 4723 839 0000

Online ID: 15628930

Card payments:
 0.4% fee applies



Telephone payments: MasterCard or VISA.
 Call **1300 12 34 58** (24 hour service)

Payment number
4723 839 0000



Direct Debit: from your bank account or credit card.
 Visit sydneywater.com.au/directdebit

Please pay by
13/07/22



Internet payments: MasterCard, VISA or PayPal.
 Visit sydneywater.com.au/pay

Total amount due

\$1089.01

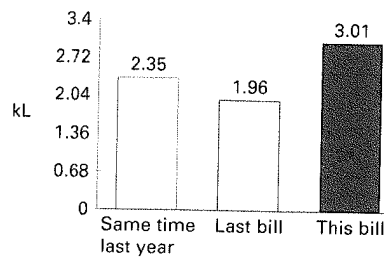
TRAN CODE	USER CODE	CUSTOMER REFERENCE NUMBER
831	066859	000047238390000

<0000 10890 1> <066859> <000047238390000> >

Account for commercial property

394 Sydney Rd Balgowlah

Your average daily usage



How much water did you use?

Water meter details

Meter Reading Period: 23 Mar 22 - 22 Jun 22

Meter No.	This Reading	Last Reading	Consumption (kL)
CRYE0827	5995	5718	277

Total water used in 92 days was 277 kilolitres

Meters on property used to calculate service charge: 1
1 x 25mm meter

Customer information

- New pricing will take effect from 1 July 2022. As soon as the Independent Pricing and Regulatory Tribunal (IPART) finalises the prices, we will post them on our web site at sydneywater.com.au/ourprices
- A discharge factor of 78% has been applied to your property.
- You can find out about rebates for service interruptions in *Our contract with you* which is available at sydneywater.com.au/contract. In most cases, we'll automatically apply a rebate to your next bill so you don't need to contact us.
- If you are having difficulty paying your bill, we can help. We have flexible payment options to help you plan your payments. We may offer payment extensions or a regular payment arrangement. **Call us on 13 20 92.**
- A late payment fee of \$5.33 (including \$0.48 GST) or interest, whichever is higher, may be charged on overdue amounts. The current interest rate is 4.10% a year.
- Hearing impaired customers can phone via NRS for a TTY service on **13 36 77**, quoting **13 20 90**.

Continued next page



*242 47238390000

Pay at any Post Office by cash or cheque
Online: Postbillpay.com.au
Phone: 13 18 16 Biller code 0242

Payment number

4723 839 0000

Total amount due

\$1089.01



Mail payments: Return slip and cheque (no staples) payable to Sydney Water.
Send to:
Sydney Water
PO Box 339 Silverwater NSW 2128

Changing your mailing address?

Please call us on 13 20 92 or visit sydneywater.com.au/addresschanges to change your address online.

Interpreter Service 13 14 50

إذا كنت تحتاج إلى مترجم، يرجى الاتصال بالرقم أعلاه.
如果您需要傳譯員的協助，請致電以上的號碼。
Αν χρειάζεστε διερμηνέα, τηλεφωνήστε στον παραπάνω αριθμό.
Se vi serve un interprete, telefonate al numero indicato sopra.
통역사기 필요하시면 위의 번호로 전화하십시오.
Nếu quý vị cần thông dịch viên, hãy gọi đến số trên đây.



Centrepay payments: call Centrelink to arrange regular Centrepay deductions.
Centrepay Reference No.: 555 052 086C



TAX INVOICE # 21262

Chai, Thomas
39 Battle Blv
Seaforth NSW 2092

Contract Price \$1840.69 Deposit Paid \$0.00

Site Address 394 Sydney Rd
Balgowlah NSW 2093

Order # Strata #

Invoice Date 06/08/2022 Payment Due 06/08/2022

GUTTER GUARDS:

- Supply and install new aluminium colour coded gutter guards over the gutters. The mesh attaches to the front roll of the gutter stretches over the first tile and secured beneath the second tile.
- Supply and install aluminium colour coded gutter mesh over all valleys and notch in around the tiles to prevent leaf litter from blocking the valleys.

This is a payment claim made under the Building and Construction Industry Security of Payment Act 1999 NSW

How to Pay
 Online ontop.simprosuite.com/payment
 By Phone 1300 668 898
 Direct Deposit ANZ Banking Group
 BSB 012 217 Acct 493 777 108
 Mail PO Box 568 HARBORD NSW 2096

Sub-Total ex GST	\$1673.35
GST	\$167.34
Total inc GST	\$1840.69
Amount Applied	\$0.00
Balance Due	\$1840.69



Confirmation

Sent

Payment summary

Deposit receipt number **WPACAU2SXXXN20220808000003851324870**

Payer

From **Westpac DIY Super Working Account 032-298 xx1159**

Payer name **TSO PTY LTD**

Description **Roofer inv 21262**

Payee

To **on top roofing New**
on top roofing solutions Pty Ltd 012-217 xxxx7108

Reference **Roofer inv 21262**

Description **Dr Thomas Chai inv 21262**

Payment details

Amount **\$1,840.69**

Payment method **Osko**

Scheduled payment date **8 Aug 2022**

Payment ID **385e112d-0f68-4e55-8e48-002d597bdc6e**

Copyright © 2021 Westpac Banking Corporation
ABN 33 007 457 141 & AFSL & Australian credit licence 233714

Chai, Thomas
 39 Battle Blv
 Seaforth NSW 2092

Contract Price \$6315.07 Deposit Paid \$0.00

Site Address 394 Sydney Rd
 Balgowlah NSW 2093

Order # Strata #

Invoice Date 06/08/2022 Payment Due 06/08/2022

Completion of work as per Quote #18410

ROOF LEAKS EAST and WEST SIDE:

- Clean prime and re-seal the patched hole on the east side of the roof with polyurethane sealant. Remove the roof sheet above the patch and check the pvc pipe is sealed into the box gutter correctly and refit the roof sheet.
- Clean the existing sump on the west side of the roof where the leak has occurred at the top of the stairwell. Clean, prime and re-seal the sump with polyurethane sealant, check the existing flashings above the sump to make sure they are sealed and not leaking.

RUSTED ROOF SCREWS:

- Remove the existing roof screws from the entire roof area.
- Install new Class 4 Coloured screws back in place.

This is a payment claim made under the Building and Construction Industry Security of Payment Act 1999 NSW

How to Pay

Online ontop.simprosuite.com/payment
 By Phone 1300 668 898
 Direct Deposit ANZ Banking Group
 BSB 012 217 Acct 493 777 108
 Mail PO Box 568 HARBORD NSW 2096

Sub-Total ex GST	\$5740.97
GST	\$574.10
Total inc GST	\$6315.07
Amount Applied	\$0.00
Balance Due	\$6315.07



Confirmation

Processing

Payment summary

Deposit receipt number Available after payment processed

Payer

From Westpac DIY Super Working Account 032-298 xx1159

Payer name TSO PTY LTD

Description roofer inv 21263

Payee

To on top roofing
on top roofing solutions pty ltd 012-217 xxxxx7108

Reference on top roofing inv 21263

Description dr thomas chai inv 21263

Payment details

Amount \$6,315.07

Payment method Osko

Scheduled payment date 8 Aug 2022

Payment ID 07f9657c-0e46-4682-8ebe-fc564f0281a0

Copyright © 2021 Westpac Banking Corporation
ABN 33 007 457 141 & AFSL & Australian credit licence 233714

41980 - Property Expenses - Insurance Premium

2022 Financial Year

Preparer Shelley Lian

Reviewer Steven Lee

Status Completed

Account Code	Description	CY Balance	LY Balance	Change
SUGAS001_394SYDNEYRD	394 Sydney Rd, Balgowlah	\$3,947.06	\$1,246.93	216.54%
TOTAL		CY Balance	LY Balance	
		\$3,947.06	\$1,246.93	

Supporting Documents

- General Ledger [Report](#)
- Expenses.pdf

Standard Checklist

- Attach Agent statements (either monthly or annual)
- Attach any other statements, notices or invoices

Sugar Bean Super Fund

General Ledger

As at 30 June 2022

Transaction Date	Description	Units	Debit	Credit	Balance \$
Property Expenses - Insurance Premium (41980)					
394 Sydney Rd, Balgowlah (SUGAS001_394SYDNEYRD)					
19/11/2021	Withdrawal Online 0491321 Bpay Nrma Busin 394 Building Tns		3,947.06		3,947.06 DR
			3,947.06		3,947.06 DR

Total Debits: 3,947.06

Total Credits: 0.00



NRMA INSURANCE
REPLY PAID 9871
GPO SYDNEY NSW 2001

Telephone 13 2818
Facsimile 13 00367310

COMMERCIAL INSURANCE
ACCOUNT

Page 1 Client Original

ATF SUGAR BEAN SUPER FUND
394 SYDNEY RD
BALGOWLAH NSW 2093

Doc No: 509-1785/2/7
Client No: 77-3741
Issue Date: 17/11/2021
Policy No: BP 509-1785
Team: NRN MSA
Requested By: M7K

Insured: TSO PTY LTD T/AS ATF SUGAR BEAN SUPER FUND

Each account must be returned, with payment, on or before the Date Payable. Please return this Account with your payment.

Item Number	Particulars	Instalment	Amount
65956011/1	Replace Renewal	1	\$4,341.77

PAID

Date Payable: 17/12/21

Amount Due: \$4,341.77

COMMERCIAL INSURANCE

Date Payable: 17/12/21
Doc No: 509-1785/2/7
Client No: 77-3741
Amount Due: \$4,341.77
ATF SUGAR BEAN SUPER FUND



How to pay

In person: Take this account and pay by cash, cheque or credit card at your local NRMA office or at any Australia Post Office.

By phone: Call 132 818 with your credit card details.

By mail: Send this account with your cheque or credit card details to the mailing address below.

By Direct Debit: Call 132 818 for more details.

By BPAY®

Contact your bank or financial institution to make this payment from your cheque, savings, debit or credit card or transaction account. More info: www.bpay.com.au

Pay Online via Credit Card:

Visit <http://www.insuranceonline.nrma.com.au/payments/NRMA>

Policy No: 509-1785
Reference: 65956011/1



Billers Code: 879346
Ref: 06595601101

Registered to BPAY Pty Ltd
ABN 69 079 137 513

NRMA Insurance
REPLY PAID 9871
GPO SYDNEY NSW 2001

CC 065956011 01



*2614 06595601101



Confirmation

Processing

Your payment will be received within our standard [cut-off times](#).

For **International payments** please allow **up to 2 hours** for payments to be debited from your account. Check status under Payments to confirm.

Payment summary

BPAY® receipt number **0491321**

Payer

From **Westpac DIY Super Working Account 032-298 xx1159**

Description **394 Building Tns**

Payee

To **NRMA Business Ins New
NRMA Business Insure - Biller code 879346**

Customer reference number **06595601101**

Payment details

Amount **\$4,341.77**

Scheduled payment date **19 Nov 2021**

Payment ID **1688fff7-5b4d-42a1-9216-044fc3bf3e93**

Copyright © 2021 Westpac Banking Corporation
ABN 33 007 457 141 & AFSL & Australian credit licence 233714

PREMIUM COMPARISON

To help you understand how your renewal premium compares to last year, we have included a comparison below.

Last Year* 18/11/2020 to 4 pm 18/11/2021		This Year 18/11/2021 to 4 pm 18/11/2022	
Premium	\$2,817.21	Premium	\$2,891.06
Terrorism Premium	\$128.53	Terrorism Premium	\$132.36
ESL/FSL	\$848.35	ESL/FSL	\$623.99
GST	\$379.41	GST	\$364.74
Stamp Duty	\$375.62	Stamp Duty	\$329.62
Client Premium	\$4,549.12	Client Premium	\$4,341.77

*Last year's premium represents the amount you were charged for your insurance policy at the beginning of the last policy term, plus or minus any changes you made throughout the policy term.

Changes to your Premium

Your premium is based on the possibility of a claim against your policy, and may change if the general cost to protect our customers changes. For information on how your insurance premium is calculated, please contact us to discuss. To learn more about general premium calculations you may refer to the Insurance Council of Australia website.

<http://understandinsurance.com.au/premiums-explained>

42020 - Property Expenses - Land Tax

2022 Financial Year

Preparer Shelley Lian

Reviewer Steven Lee

Status Completed

Account Code	Description	CY Balance	LY Balance	Change
SUGAS001_394SYDNEYRD	394 Sydney Rd, Balgowlah	\$16,334.65	\$16,357.55	(0.14)%
TOTAL		CY Balance	LY Balance	
		\$16,334.65	\$16,357.55	

Supporting Documents

◦ General Ledger [Report](#)

Standard Checklist

- Attach Agent statements (either monthly or annual)
- Attach any other statements, notices or invoices

Sugar Bean Super Fund

General Ledger

As at 30 June 2022

Transaction Date	Description	Units	Debit	Credit	Balance \$
Property Expenses - Land Tax (42020)					
394 Sydney Rd, Balgowlah (SUGAS001_394SYDNEYRD)					
23/03/2022	Withdrawal Online 9121731 Bpay Revenue Ns Land Tax		16,334.65		16,334.65 DR
			16,334.65		16,334.65 DR

Total Debits: 16,334.65

Total Credits: 0.00

42030 - Property Expenses - Legal Fees

2022 Financial Year

Preparer Shelley Lian

Reviewer Steven Lee

Status Completed

Account Code	Description	CY Balance	LY Balance	Change
SUGAS001_394SYDNEYRD	394 Sydney Rd, Balgowlah		\$2,434.37	100%
TOTAL		CY Balance	LY Balance	
			\$2,434.37	

Supporting Documents

- General Ledger [Report](#)

Standard Checklist

- Attach Agent statements (either monthly or annual)
- Attach any other statements, notices or invoices

Sugar Bean Super Fund

General Ledger

As at 30 June 2022

Transaction Date	Description	Units	Debit	Credit	Balance \$
------------------	-------------	-------	-------	--------	------------

0.00 DR

Total Debits: 0.00

Total Credits: 0.00

42150 - Property Expenses - Water Rates

2022 Financial Year

Preparer Shelley Lian

Reviewer Steven Lee

Status Completed

Account Code	Description	CY Balance	LY Balance	Change
SUGAS001_394SYDNEYRD	394 Sydney Rd, Balgowlah	\$2,125.50	\$2,913.07	(27.04)%
TOTAL		CY Balance	LY Balance	
		\$2,125.50	\$2,913.07	

Supporting Documents

- General Ledger [Report](#)

Standard Checklist

- Attach Agent statements (either monthly or annual)
- Attach any other statements, notices or invoices

Sugar Bean Super Fund

General Ledger

As at 30 June 2022

Transaction Date	Description	Units	Debit	Credit	Balance \$
Property Expenses - Water Rates (42150)					
394 Sydney Rd, Balgowlah (SUGAS001_394SYDNEYRD)					
27/09/2021	Withdrawal Online 1795394 Bpay Sydney Wat Sydney Water		776.03		776.03 DR
13/12/2021	Withdrawal Online 3736708 Bpay Sydney Wat		491.86		1,267.89 DR
13/04/2022	Withdrawal Online 0663874 Bpay Sydney Wat		857.61		2,125.50 DR
			2,125.50		2,125.50 DR

Total Debits: 2,125.50

Total Credits: 0.00

46600 - Refund Excess Contributions

2022 Financial Year

Preparer Shelley Lian

Reviewer Steven Lee

Status Completed

Account Code	Description	CY Balance	LY Balance	Change
CHATHO00001A	(Refund Excess Contributions) Chai, Thomas Vui Chung - Accumulation (Accumulation)	\$16,193.05		100%
TOTAL		CY Balance	LY Balance	
		\$16,193.05		

Supporting Documents

- General Ledger [Report](#)
- 7129928258842.pdf [CHATHO00001A](#)
- 7123772308253.pdf [CHATHO00001A](#)
- 7129928258780.pdf [CHATHO00001A](#)

Standard Checklist

- Attach all correspondence between member and the Fund
- Attach correspondence between the ATO and the Fund

Sugar Bean Super Fund

General Ledger

As at 30 June 2022

Transaction Date	Description	Units	Debit	Credit	Balance \$
Refund Excess Contributions (46600)					
(Refund Excess Contributions) Chai, Thomas Vui Chung - Accumulation (CHATHO00001A)					
20/08/2021	Withdrawal Online 0087994 Bpay Tax Office Atoexcess Nc Contr		4,829.99		4,829.99 DR
23/06/2022	Withdrawal Online 2345625 Bpay Tax Office release excess 19		5,623.25		10,453.24 DR
23/06/2022	Withdrawal Online 3778186 Bpay Tax Office release excess 20		5,739.81		16,193.05 DR
			16,193.05		16,193.05 DR

Total Debits: 16,193.05

Total Credits: 0.00



THE TRUSTEE FOR TSO PTY LTD ATF SUGAR BEAN
SUPER FUND
GROUND FL 394 SYDNEY RD
BAGOWLAH NSW 2093

Our reference: 7129928258842

Phone: 13 10 20

ABN: 98 219 531 773

9 June 2022

Authority to release benefits due to excess non-concessional contributions

Dear Trustee,

This is an authority to release benefits for THOMAS CHAI due to excess non-concessional contributions. They have requested that \$5,623.25 be released from their superannuation account. The released amount is to be paid to the ATO.

What you need to do

THE TRUSTEE FOR TSO PTY LTD ATF SUGAR BEAN SUPER FUND is required within 20 business days of the date of this letter to:

- › make a payment to us of the **lesser** of either:
 - \$5,623.25 or
 - the sum of all available release amounts for each super interest held by you for THOMAS CHAI.
- › If you can't release the full amount, please specify your reason, and
- › return the enclosed statement to us.

You don't need to amend the contributions report you provided for this member in your SMSF annual return or member account transaction service (MATS). Releasing this benefit doesn't change the contributions you previously reported.

Need help

If you have any questions, please phone **13 10 20** between 8:00am and 6:00pm, Monday to Friday.

Yours faithfully,
Grant Brodie
Deputy Commissioner of Taxation

PAY NOW

Your payment reference number (PRN) is:
551001600497059491

BPAY®



Bill code: 75556
Ref: 551001600497059491

Telephone & Internet Banking - BPAY®

Contact your bank or financial institution to make this payment from your cheque, savings, debit or credit card account. More info: www.bpay.com.au

CREDIT OR DEBIT CARD

Pay online with your credit or debit card at www.governmenteasypay.gov.au/PayATO or phone **1300 898 089**. A card payment fee applies.

OTHER PAYMENT OPTIONS

For other payment options, visit ato.gov.au/paymentoptions



THE TRUSTEE FOR TSO PTY LTD ATF SUGAR BEAN
SUPER FUND
GROUND FL 394 SYDNEY RD
BAGOWLAH NSW 2093

Our reference: 7123772308253

Phone: 13 10 20

ABN: 98 219 531 773

12 August 2021

Authority to release benefits due to excess non-concessional contributions

Dear Trustee,

This is an authority to release benefits for THOMAS CHAI due to excess non-concessional contributions. They have requested that \$4,829.99 be released from their superannuation account. The released amount is to be paid to the ATO.

What you need to do

SUGAR BEAN SUPER FUND is required within 20 business days of the date of this letter to:

- › make a payment to us of the **lesser** of either:
 - \$4,829.99 or
 - the sum of all available release amounts for each super interest held by you for THOMAS CHAI.
- › If you can't release the full amount, please specify your reason, and
- › return the enclosed statement to us.

You don't need to amend the contributions report you provided for this member in your SMSF annual return or member contributions statement (MCS). Releasing this benefit doesn't change the contributions you previously reported.

Need help

If you have any questions, please phone **13 10 20** between 8:00am and 6:00pm, Monday to Friday.

Yours faithfully,
Grant Brodie
Deputy Commissioner of Taxation

PAY NOW

Your payment reference number (PRN) is:
551001600497059491

BPAY®



Bill code: 75556
Ref: 551001600497059491

Telephone & Internet Banking - BPAY®

Contact your bank or financial institution to make this payment from your cheque, savings, debit or credit card account. More info: www.bpay.com.au

CREDIT OR DEBIT CARD

Pay online with your credit or debit card at www.governmenteasypay.gov.au/PayATO or phone **1300 898 089**. A card payment fee applies.

OTHER PAYMENT OPTIONS

For other payment options, visit ato.gov.au/paymentoptions



THE TRUSTEE FOR TSO PTY LTD ATF SUGAR BEAN
SUPER FUND
GROUND FL 394 SYDNEY RD
BAGOWLAH NSW 2093

Our reference: 7129928258780

Phone: 13 10 20

ABN: 98 219 531 773

9 June 2022

Authority to release benefits due to excess non-concessional contributions

Dear Trustee,

This is an authority to release benefits for THOMAS CHAI due to excess non-concessional contributions. They have requested that \$5,739.81 be released from their superannuation account. The released amount is to be paid to the ATO.

What you need to do

THE TRUSTEE FOR TSO PTY LTD ATF SUGAR BEAN SUPER FUND is required within 20 business days of the date of this letter to:

- › make a payment to us of the **lesser** of either:
 - \$5,739.81 or
 - the sum of all available release amounts for each super interest held by you for THOMAS CHAI.
- › If you can't release the full amount, please specify your reason, and
- › return the enclosed statement to us.

You don't need to amend the contributions report you provided for this member in your SMSF annual return or member account transaction service (MATS). Releasing this benefit doesn't change the contributions you previously reported.

Need help

If you have any questions, please phone **13 10 20** between 8:00am and 6:00pm, Monday to Friday.

Yours faithfully,
Grant Brodie
Deputy Commissioner of Taxation

PAY NOW

Your payment reference number (PRN) is:
551001600497059491

BPAY®



Bill code: 75556
Ref: 551001600497059491

Telephone & Internet Banking - BPAY®

Contact your bank or financial institution to make this payment from your cheque, savings, debit or credit card account. More info: www.bpay.com.au

CREDIT OR DEBIT CARD

Pay online with your credit or debit card at www.governmenteasypay.gov.au/PayATO or phone **1300 898 089**. A card payment fee applies.

OTHER PAYMENT OPTIONS

For other payment options, visit ato.gov.au/paymentoptions



Release authority statement

9 June 2022

How to complete this statement

You must:

- complete section B **and** if required section C
- sign and date the declaration (section E) that applies to you, and
- send the completed statement **without a cover sheet** by mail or fax:

mail to

Australian Taxation Office
PO Box 3578
ALBURY NSW 2640

OR fax individually to

1300 139 024

Completing this form

- Print clearly, using a BLACK pen only.
- Use BLOCK LETTERS and print one character per box.

S M I T H S T

- Place in ALL applicable boxes.

You must return this statement to us within 20 business days of the issue date on the enclosed letter.



Section A: Member details

1 **Title** DR

2 **Family name** CHAI

3 **First given name** THOMAS

4 **Member TFN** 160049705

5 **Member account number** SMSF114287343336

6 **Member identifier number**

7 **Unique superannuation identifier**

8 **Year of assessment** 2019 - 20

9 **Payment reference number** 5510 0160 0497 0594 91

Section B: Details of payment

Complete this section detailing the amount paid and if required the amount unable to be released from your member's super interest.

The amount to be paid to the ATO is \$ 5,739.81

10 **Amount paid** \$, , .

Day Month Year

11 **Date amount paid** / /

12 **Amount unable to be released** \$, , .
(Complete section C if there is an amount unable to be released)

48500 - Income Tax Expense

2022 Financial Year

Preparer Shelley Lian

Reviewer Steven Lee

Status Completed

Account Code	Description	CY Balance	LY Balance	Change
48500	Income Tax Expense	(\$58,586.48)	\$162,577.60	(136.04)%
TOTAL		CY Balance	LY Balance	
		(\$58,586.48)	\$162,577.60	

Supporting Documents

No supporting documents

49000 - Profit/Loss Allocation Account

2022 Financial Year

Preparer Shelley Lian

Reviewer Steven Lee

Status Completed

Account Code	Description	CY Balance	LY Balance	Change
49000	Profit/Loss Allocation Account	(\$268,428.25)	\$1,431,406.94	(118.75)%
TOTAL		CY Balance	LY Balance	
		(\$268,428.25)	\$1,431,406.94	

Supporting Documents

No supporting documents

50000 - Members

2022 Financial Year

Preparer Shelley Lian

Reviewer Steven Lee

Status Completed

Account Code	Description	Opening Balance	Contribution Income	Earnings	Member Payments	Tax & Fees	Closing Balance	Change
CHATHO00001A	Chai, Thomas Vui Chung - Accumulation (Accumulation)	(\$4,805,314.39)	(\$25,000.00)	\$142,285.32	\$16,193.05	\$2,849.15	(\$4,668,986.87)	(2.84)%
CHEVER00001A	Cheng, Veronica Hong Kun - Accumulation (Accumulation)	(\$5,202,811.34)	(\$25,000.00)	\$154,327.82		\$2,772.91	(\$5,070,710.61)	(2.54)%
TOTAL		Opening Balance	Contribution Income	Earnings	Member Payments	Tax & Fees	Closing Balance	
		(\$10,008,125.73)	(\$50,000.00)	\$296,613.14	\$16,193.05	\$5,622.06	(\$9,739,697.48)	

Supporting Documents

- Members Summary [Report](#)
- Members Statements [Report](#)

Standard Checklist

- Attach copies of Members Statements

Sugar Bean Super Fund

Members Statement

Thomas Vui Chung Chai
 Ground Floor 394 Sydney Road
 Balgowlah, New South Wales, 2093, Australia

Your Details

Date of Birth :	Provided	Nominated Beneficiaries:	N/A
Age:	52	Nomination Type:	N/A
Tax File Number:	Provided	Vested Benefits:	4,668,986.87
Date Joined Fund:	17/04/2009	Total Death Benefit:	4,668,986.87
Service Period Start Date:	17/01/1994	Current Salary:	0.00
Date Left Fund:		Previous Salary:	0.00
Member Code:	CHATHO00001A	Disability Benefit:	0.00
Account Start Date:	17/04/2009		
Account Phase:	Accumulation Phase		
Account Description:	Accumulation		

Your Balance

Total Benefits	4,668,986.87
<u>Preservation Components</u>	
Preserved	4,668,986.87
Unrestricted Non Preserved	
Restricted Non Preserved	
<u>Tax Components</u>	
Tax Free	1,105,766.57
Taxable	3,563,220.30

Your Detailed Account Summary

	This Year
Opening balance at 01/07/2021	4,805,314.39
<u>Increases to Member account during the period</u>	
Employer Contributions	
Personal Contributions (Concessional)	25,000.00
Personal Contributions (Non Concessional)	
Government Co-Contributions	
Other Contributions	
Proceeds of Insurance Policies	
Transfers In	
Net Earnings	(142,285.32)
Internal Transfer In	
<u>Decreases to Member account during the period</u>	
Pensions Paid	
Contributions Tax	3,750.00
Income Tax	(900.85)
No TFN Excess Contributions Tax	
Excess Contributions Tax	
Refund Excess Contributions	16,193.05
Division 293 Tax	
Insurance Policy Premiums Paid	
Management Fees	
Member Expenses	
Benefits Paid/Transfers Out	
Superannuation Surcharge Tax	
Internal Transfer Out	
Closing balance at 30/06/2022	4,668,986.87

Sugar Bean Super Fund
Members Statement

Trustee's Disclaimer

This statement has been prepared by the Trustee for the member whose name appears at the top of this statement. Every effort has been made by the Trustee to ensure the accuracy and completeness of this Statement. The Trustee does not accept any liability for any error, omission or misprint. All amounts shown in relation to benefits do not take into account any amounts which may be withheld to satisfy the requirements imposed by the Income Tax Assessment Act 1936.

Signed by all the trustees of the fund

Thomas Vui Chung Chai
Director

Veronica Hong Kun Cheng
Director

Sugar Bean Super Fund

Members Statement

Veronica Hong Kun Cheng
 Ground Floor 394 Sydney Road
 Balgowlah, New South Wales, 2093, Australia

Your Details

Date of Birth :	Provided	Nominated Beneficiaries:	N/A
Age:	55	Nomination Type:	N/A
Tax File Number:	Provided	Vested Benefits:	5,070,710.61
Date Joined Fund:	17/04/2009	Total Death Benefit:	5,070,710.61
Service Period Start Date:	04/07/1994	Current Salary:	0.00
Date Left Fund:		Previous Salary:	0.00
Member Code:	CHEVER00001A	Disability Benefit:	0.00
Account Start Date:	17/04/2009		
Account Phase:	Accumulation Phase		
Account Description:	Accumulation		

Your Balance

Total Benefits	5,070,710.61
<u>Preservation Components</u>	
Preserved	5,070,710.61
Unrestricted Non Preserved	
Restricted Non Preserved	
<u>Tax Components</u>	
Tax Free	1,079,038.57
Taxable	3,991,672.04

Your Detailed Account Summary

	This Year
Opening balance at 01/07/2021	5,202,811.34
<u>Increases to Member account during the period</u>	
Employer Contributions	25,000.00
Personal Contributions (Concessional)	
Personal Contributions (Non Concessional)	
Government Co-Contributions	
Other Contributions	
Proceeds of Insurance Policies	
Transfers In	
Net Earnings	(154,327.82)
Internal Transfer In	
<u>Decreases to Member account during the period</u>	
Pensions Paid	
Contributions Tax	3,750.00
Income Tax	(977.09)
No TFN Excess Contributions Tax	
Excess Contributions Tax	
Refund Excess Contributions	
Division 293 Tax	
Insurance Policy Premiums Paid	
Management Fees	
Member Expenses	
Benefits Paid/Transfers Out	
Superannuation Surcharge Tax	
Internal Transfer Out	
Closing balance at 30/06/2022	5,070,710.61

Sugar Bean Super Fund
Members Statement

Trustee's Disclaimer

This statement has been prepared by the Trustee for the member whose name appears at the top of this statement. Every effort has been made by the Trustee to ensure the accuracy and completeness of this Statement. The Trustee does not accept any liability for any error, omission or misprint. All amounts shown in relation to benefits do not take into account any amounts which may be withheld to satisfy the requirements imposed by the Income Tax Assessment Act 1936.

Signed by all the trustees of the fund

Thomas Vui Chung Chai
Director

Veronica Hong Kun Cheng
Director

Sugar Bean Super Fund

Members Summary Report

As at 30 June 2022

Opening Balance	Increases				Decreases				Closing Balance		
	Contributions	Transfers In	Net Earnings	Insurance Proceeds	Pensions Paid	Contributions Tax	Taxes Paid	Benefits Paid/ Transfers Out		Insurance Premiums	Member Expenses
Thomas Vui Chung Chai (Age: 52)											
CHATHO00001A - Accumulation											
4,805,314.39	25,000.00		(142,285.32)			3,750.00	(900.85)	16,193.05			4,668,986.87
4,805,314.39	25,000.00		(142,285.32)			3,750.00	(900.85)	16,193.05			4,668,986.87
Veronica Hong Kun Cheng (Age: 55)											
CHEVER00001A - Accumulation											
5,202,811.34	25,000.00		(154,327.82)			3,750.00	(977.09)				5,070,710.61
5,202,811.34	25,000.00		(154,327.82)			3,750.00	(977.09)				5,070,710.61
10,008,125.73	50,000.00		(296,613.14)			7,500.00	(1,877.94)	16,193.05			9,739,697.48

60400 - Bank Accounts

2022 Financial Year

Preparer Shelley Lian

Reviewer Steven Lee

Status Completed

Account Code	Description	CY Balance	LY Balance	Change
WBC351159	Westpac DIY Super Working 35-1159	\$28,122.98	\$39,921.99	(29.56)%
WBC351175	Westpac DIY Super Savings 35-1175	\$47,005.25	\$27,035.14	73.87%
TOTAL		CY Balance	LY Balance	
		\$75,128.23	\$66,957.13	

Supporting Documents

- Bank Statement Report [Report](#)
- Bank_stats_Westpac_159.pdf [WBC351159](#)
- Bank_stats_Westpac_175.pdf [WBC351175](#)

Standard Checklist

- Attach Copies of Bank Statements
- Attach copy of Bank Statement Report
- Ensure all Balances match Statement Balances at June 30
- Ensure all Transactions have been entered

Sugar Bean Super Fund

Bank Statement Report

For The Period 01 July 2021 to 30 June 2022

Chart Code: 60400 / WBC351159

Account Name: Westpac DIY Super Working 35-1159

BSB and Account Number: 032298 351159

Opening Balance - **Total Debits** + **Total Credits** = **Closing Balance**
 \$ 39,921.99 \$ 547,921.40 \$ 536,122.39 \$ 28,122.98

Data Feed Used

Date	Description	Debit \$	Credit \$	Ledger Balance \$	Statement Balance \$	Variance \$
01/07/2021	Opening Balance			39,921.99		
01/07/2021	Deposit Dividend Anz Dividend A071/00645401 [System Matched Income Data]		3,909.50	43,831.49		
01/07/2021	Deposit Stephen James Mo Bso Rent		11,184.50	55,015.99		
26/07/2021	Deposit Dr Thomas Chai July 2021 rent fro		19,049.33	74,065.32		
28/07/2021	Withdrawal/Cheque 200067	16,921.00		57,144.32		
30/07/2021	Interest Paid		0.45	57,144.77		
02/08/2021	Deposit Stephen James Mo Bso Rent		11,184.50	68,329.27		
11/08/2021	Deposit Dividend Metcash Limited S00035927891 [System Matched Income Data]		3,610.00	71,939.27		
16/08/2021	Deposit Dr Thomas Chai Aug 2021 Rental Fr		19,049.33	90,988.60		
17/08/2021	Payment By Authority To Westpac Securiti B Acr 36525905-00	25,027.50		65,961.10		
20/08/2021	Withdrawal Online 0087994 Bpay Tax Office Atoexcess Nc Contr	4,829.99		61,131.11		
25/08/2021	Payment By Authority To Westpac Securiti B Acr 36605316-00	12,019.95		49,111.16		
30/08/2021	Withdrawal Online 3366171 Bpay Asic Asic For Tso P/L	56.00		49,055.16		
31/08/2021	Interest Paid		0.55	49,055.71		
01/09/2021	Deposit Stephen James Mo Bso Rent		11,184.50	60,240.21		
02/09/2021	Deposit Dr Thomas Chai Super for Thomas TC Agreed		17,000.00	77,240.21		
02/09/2021	Deposit Dr Thomas Chai Super for Veronica		25,000.00	102,240.21		

Sugar Bean Super Fund**Bank Statement Report**

For The Period 01 July 2021 to 30 June 2022

Date	Description	Debit \$	Credit \$	Ledger Balance \$	Statement Balance \$	Variance \$
02/09/2021	Withdrawal Online 2566529 Bpay Nb Council VC self 9592.70 1st Instalment	2,572.93		99,667.28		
15/09/2021	Deposit Dividend Alumina Limited Sep21/00836574 [System Matched Income Data]		553.01	100,220.29		
21/09/2021	Deposit Dividend Bhp Group Div Af384/01094482 [System Matched Income Data]		21,179.11	121,399.40		
22/09/2021	Deposit Dividend Edv Div 001266494365		171.29	121,570.69		
23/09/2021	Deposit Manly,32 The Corso NSW MAM		3,125.00	124,695.69		
23/09/2021	Withdrawal/Cheque 200068	100,000.00		24,695.69		
27/09/2021	Deposit Dr Thomas Chai Rent for Sept 21 f		19,049.33	43,745.02		
27/09/2021	Withdrawal Online 1795394 Bpay Sydney Wat Sydney Water	776.03		42,968.99		
30/09/2021	Interest Paid		0.67	42,969.66		
30/09/2021	Deposit Dividend Medibank Div Sep21/00970958 [System Matched Income Data]		395.03	43,364.69		
30/09/2021	Deposit Dividend Csl Ltd Dividend Aud21/01001328 [System Matched Income Data]		778.93	44,143.62		
01/10/2021	Deposit Stephen James Mo Bso Rent		11,184.50	55,328.12		
01/10/2021	Payment By Authority To Westpac Securiti B Acr 36923200-00	17,522.70		37,805.42		
04/10/2021	Payment By Authority To Westpac Securiti B Acr 36934059-00	3,753.42		34,052.00		
05/10/2021	Payment By Authority To Westpac Securiti B Acr 36946559-00	1,251.38		32,800.62		
06/10/2021	Payment By Authority To Westpac Securiti B Acr 36956166-00	1,626.92		31,173.70		
07/10/2021	Payment By Authority To Westpac Securiti B Acr 36968498-00	125.13		31,048.57		
08/10/2021	Payment By Authority To Westpac Securiti B Acr 36969054-00	747.96		30,300.61		
14/10/2021	Payment By Authority To Westpac Securiti B Acr 37011172-00	18,019.95		12,280.66		
21/10/2021	Deposit Online 2153942 Tfr Westpac Diy [Withdrawal Online 1153942 Tfr Westpac Diy]		10,000.00	22,280.66		
21/10/2021	Deposit Dr Thomas Chai Oct 21 Rent from D		19,049.33	41,329.99		

Sugar Bean Super Fund

Bank Statement Report

For The Period 01 July 2021 to 30 June 2022

Date	Description	Debit \$	Credit \$	Ledger Balance \$	Statement Balance \$	Variance \$
25/10/2021	Withdrawal/Cheque 200069	18,366.00		22,963.99		
27/10/2021	Withdrawal Online 7583645 Bpay Nb Council second instalment	2,572.60		20,391.39		
29/10/2021	Interest Paid		0.22	20,391.61		
01/11/2021	Deposit Stephen James Mo Bso Rent		11,184.50	31,576.11		
19/11/2021	Deposit Dr Thomas Chai Nov Rent fr dn cha		19,049.33	50,625.44		
19/11/2021	Withdrawal Online 0491321 Bpay Nrma Busin 394 Building Tns	4,341.77		46,283.67		
30/11/2021	Interest Paid		0.31	46,283.98		
01/12/2021	Deposit Stephen James Mo Bso Rent		11,184.50	57,468.48		
13/12/2021	Withdrawal Online 3736708 Bpay Sydney Wat	491.86		56,976.62		
16/12/2021	Deposit Dividend Anz Dividend A072/00637919 [System Matched Income Data]		4,021.20	60,997.82		
17/12/2021	Deposit Dr Thomas Chai Dec 21 Rent from d		19,049.33	80,047.15		
29/12/2021	Withdrawal Online 1579277 Bpay Csl Spp 20 Csl Spp	30,000.00		50,047.15		
31/12/2021	Interest Paid		0.55	50,047.70		
04/01/2022	Deposit Stephen James Mo Bso Rent		11,184.50	61,232.20		
04/01/2022	Withdrawal-Osko Payment 1782820 Dr Stephen Moate Refund of Outgoings Difference 2021	1,987.06		59,245.14		
05/01/2022	Deposit Dr Thomas Chai rental difference		284.06	59,529.20		
05/01/2022	Deposit Dr Thomas Chai Jan 22 Rent from D		19,569.26	79,098.46		
05/01/2022	Withdrawal-Osko Payment 1136164 Dr Thomas Chai Refund of Outgoings Difference 2021 Refund of Outgoings Difference 2021	2,428.64		76,669.82		
06/01/2022	Deposit Stephen James Mo rent shortfall Bso		498.72	77,168.54		
27/01/2022	Payment By Authority To Westpac Securiti B Acr 37742367-00	20,022.00		57,146.54		
28/01/2022	Deposit Dividend Metcash Limited S00035927891 [System Matched Income Data]		3,990.00	61,136.54		

Sugar Bean Super Fund

Bank Statement Report

For The Period 01 July 2021 to 30 June 2022

Date	Description	Debit \$	Credit \$	Ledger Balance \$	Statement Balance \$	Variance \$
31/01/2022	Interest Paid		0.60	61,137.14		
31/01/2022	Withdrawal Online 4021693 Bpay Nb Council Council Rate	2,572.60		58,564.54		
01/02/2022	Deposit Stephen James Mo Bso Rent		11,683.22	70,247.76		
07/02/2022	Deposit Westpac Securiti S Org 37833631-00 origin		6,052.65	76,300.41		
14/02/2022	Deposit Dr Thomas Chai Feb 22 rental for		19,569.26	95,869.67		
17/02/2022	Deposit Csl Ltd Spp Aud22/00819464		78.74	95,948.41		
23/02/2022	Deposit Westpac Securiti S Edv 37945839-00		17,353.75	113,302.16		
23/02/2022	Withdrawal/Cheque 200070	18,006.00		95,296.16		
28/02/2022	Interest Paid		0.64	95,296.80		
01/03/2022	Deposit Stephen James Mo Bso Rent		11,683.22	106,980.02		
14/03/2022	Withdrawal-Osko Payment 1068894 Superhelp Australia Pty Ltd Inv-0467 For Sugar Bean Super Fund sugar bean super fund annual admin 13 Mar 2022	1,550.00		105,430.02		
17/03/2022	Deposit Dividend Alumina Limited Mar22/00835217 [System Matched Income Data]		463.98	105,894.00		
17/03/2022	Deposit Manly,32 The Corso NSW		3,750.00	109,644.00		
23/03/2022	Withdrawal Online 9121731 Bpay Revenue Ns Land Tax	16,334.65		93,309.35		
24/03/2022	Deposit Dividend Medibank Div Mar22/00967765 [System Matched Income Data]		349.23	93,658.58		
28/03/2022	Deposit Dividend Bhp Group Div Ai385/00393248 [System Matched Income Data]		16,228.36	109,886.94		
28/03/2022	Deposit Online 2948081 Tfr Westpac Diy [Withdrawal Online 1948081 Tfr Westpac Diy]		17,040.00	126,926.94		
30/03/2022	Payment By Authority To Westpac Securiti B Ptm 38210299-00	126,138.60		788.34		
31/03/2022	Interest Paid		0.87	789.21		
01/04/2022	Deposit Stephen James Mo Bso Rent		11,683.22	12,472.43		

Sugar Bean Super Fund**Bank Statement Report**

For The Period 01 July 2021 to 30 June 2022

Date	Description	Debit \$	Credit \$	Ledger Balance \$	Statement Balance \$	Variance \$
06/04/2022	Deposit Dividend Csl Ltd Dividend 22Aud/00902191		865.13	13,337.56		
13/04/2022	Withdrawal Online 0663874 Bpay Sydney Wat	857.61		12,479.95		
19/04/2022	Deposit Dr Thomas Chai Rental fr Dr Chai		19,569.26	32,049.21		
27/04/2022	Withdrawal/Cheque 200071	16,745.00		15,304.21		
29/04/2022	Interest Paid		0.14	15,304.35		
02/05/2022	Deposit Stephen James Mo Bso Rent		11,683.22	26,987.57		
02/05/2022	Deposit Dr Thomas Chai Rent from Dr Chai		19,569.26	46,556.83		
05/05/2022	Withdrawal Online 5751355 Bpay Nb Council	2,572.60		43,984.23		
12/05/2022	Withdrawal Online 7303221 Bpay Tax Office Tax 2021	16,320.49		27,663.74		
30/05/2022	Deposit Dr Thomas Chai May 22 rent from D		19,569.26	47,233.00		
31/05/2022	Interest Paid		0.28	47,233.28		
01/06/2022	Deposit Stephen James Mo Bso Rent		11,683.22	58,916.50		
13/06/2022	Withdrawal Online 1634225 Tfr Westpac Diy [Deposit Online 2634225 Tfr Westpac Diy]	50,000.00		8,916.50		
23/06/2022	Deposit Online 2294438 Tfr Westpac Diy [Withdrawal Online 1294437 Tfr Westpac Diy]		3,000.00	11,916.50		
23/06/2022	Deposit Dr Thomas Chai Tc super contributi		8,000.00	19,916.50		
23/06/2022	Deposit Dr Thomas Chai Rent for June 22 f		19,569.26	39,485.76		
23/06/2022	Withdrawal Online 2345625 Bpay Tax Office release excess 19	5,623.25		33,862.51		
23/06/2022	Withdrawal Online 3778186 Bpay Tax Office release excess 20	5,739.81		28,122.70		
30/06/2022	Interest Paid		0.28	28,122.98		
30/06/2022	CLOSING BALANCE			28,122.98		
		<u>547,921.40</u>	<u>536,122.39</u>			

Sugar Bean Super Fund

Bank Statement Report

For The Period 01 July 2021 to 30 June 2022

Chart Code: 60400 / WBC351175

Account Name: Westpac DIY Super Savings 35-1175

BSB and Account Number: 032298 351175

Opening Balance	-	Total Debits	+	Total Credits	=	Closing Balance
\$ 27,035.14		\$ 30,040.00		\$ 50,010.11		\$ 47,005.25

Data Feed Used

Date	Description	Debit \$	Credit \$	Ledger Balance \$	Statement Balance \$	Variance \$
01/07/2021	Opening Balance			27,035.14		
30/07/2021	Interest Paid		1.11	27,036.25		
31/08/2021	Interest Paid		1.18	27,037.43		
30/09/2021	Interest Paid		1.11	27,038.54		
21/10/2021	Deposit Online 2153942 Tfr Westpac Diy [Withdrawal Online 1153942 Tfr Westpac Diy]	10,000.00		17,038.54		
29/10/2021	Interest Paid		0.96	17,039.50		
30/11/2021	Interest Paid		0.74	17,040.24		
31/12/2021	Interest Paid		0.72	17,040.96		
31/01/2022	Interest Paid		0.72	17,041.68		
28/02/2022	Interest Paid		0.65	17,042.33		
28/03/2022	Deposit Online 2948081 Tfr Westpac Diy [Withdrawal Online 1948081 Tfr Westpac Diy]	17,040.00		2.33		
31/03/2022	Interest Paid		0.65	2.98		
13/06/2022	Withdrawal Online 1634225 Tfr Westpac Diy [Deposit Online 2634225 Tfr Westpac Diy]		50,000.00	50,002.98		
23/06/2022	Deposit Online 2294438 Tfr Westpac Diy [Withdrawal Online 1294437 Tfr Westpac Diy]	3,000.00		47,002.98		
30/06/2022	Interest Paid		2.27	47,005.25		
30/06/2022	CLOSING BALANCE			47,005.25		
		<u>30,040.00</u>	<u>50,010.11</u>			



Statement Period
30 June 2021 - 30 September 2021

Westpac DIY Super Working Account

Account Name
TSO PTY LTD AS TRUSTEE FOR
SUGAR BEAN SUPER FUND



003

TSO PTY LTD
UNIT 1 SUITE 1
LVL G 394 SYDNEY RD
BALGOWLAH NSW 2093

Customer ID
8395 4057 TSO PTY LTD

BSB Account Number
032-298 351 159

Opening Balance	+ \$39,921.99
Total Credits	+ \$166,425.03
Total Debits	- \$162,203.40
Closing Balance	+ \$44,143.62

INTEREST RATES (PER ANNUM) ON CREDIT BALANCES

Effective Date	\$0 to \$9999	Over \$9999 to \$49999	Over \$49999 to \$99999	Over \$99999 to \$499999
17 Mar 2020	0.01 %	0.01 %	0.01 %	0.01 %
Effective Date	Over \$499999			
17 Mar 2020	0.02 %			

TRANSACTIONS

Please check all entries on this statement and promptly inform Westpac of any possible error or unauthorised transaction

DATE	TRANSACTION DESCRIPTION	DEBIT	CREDIT	BALANCE
30/06/21	STATEMENT OPENING BALANCE			39,921.99
01/07/21	Deposit Dividend Anz Dividend A071/00645401		3,909.50 ✓	43,831.49
01/07/21	Deposit Stephen James Mo Bso Rent		11,184.50 ✓	55,015.99
26/07/21	Deposit Dr Thomas Chai July 2021 rent fro		19,049.33 ✓	74,065.32
28/07/21	Withdrawal/Cheque 200067	16,921.00 ✓		57,144.32
30/07/21	Interest Paid		0.45 ✓	57,144.77
02/08/21	Deposit Stephen James Mo Bso Rent		11,184.50 ✓	68,329.27
11/08/21	Deposit Dividend Metcash Limited S00035927891		3,610.00 ✓	71,939.27
16/08/21	Deposit Dr Thomas Chai Aug 2021 Rental Fr		19,049.33 ✓	90,988.60
17/08/21	Payment By Authority To Westpac Securiti B Acr 36525905-00	25,027.50 ✓		65,961.10
20/08/21	Withdrawal Online 0087994 Bpay Tax Office Atoexcess Nc Contr	4,829.99 ✓		61,131.11

S011037 / M004843 / 274 / CN2CNCPPW

**TRANSACTIONS**

Please check all entries on this statement and promptly inform Westpac of any possible error or unauthorised transaction

DATE	TRANSACTION DESCRIPTION	DEBIT	CREDIT	BALANCE
25/08/21	Payment By Authority To Westpac Securiti B Acr 36605316-00	12,019.95 ✓		49,111.16
30/08/21	Withdrawal Online 3366171 Bpay Asic Asic For Tso P/L	56.00 ✓		49,055.16
31/08/21	Interest Paid		0.55 ✓	49,055.71
01/09/21	Deposit Stephen James Mo Bso Rent		11,184.50 ✓	60,240.21
02/09/21	Deposit Dr Thomas Chai Super for Thomas		17,000.00 ✓	77,240.21
02/09/21	Deposit Dr Thomas Chai Super for Veronica		25,000.00 ✓	102,240.21
02/09/21	Withdrawal Online 2566529 Bpay Nb Council 1st Instalment	2,572.93 ✓		99,667.28
15/09/21	Deposit Dividend Alumina Limited Sep21/00836574		553.01 ✓	100,220.29
21/09/21	Deposit Dividend Bhp Group Div Af384/01094482		21,179.11 ✓	121,399.40
22/09/21	Deposit Dividend Edv Div 001266494365		171.29 ✓	121,570.69
23/09/21	Deposit Manly,32 The Corso NSW		3,125.00 ✓	124,695.69
23/09/21	Withdrawal/Cheque 200068	100,000.00 ✓		24,695.69
27/09/21	Deposit Dr Thomas Chai Rent for Sept 21 f		19,049.33 ✓	43,745.02
27/09/21	Withdrawal Online 1795394 Bpay Sydney Wat Sydney Water	776.03 ✓		42,968.99
30/09/21	Interest Paid		0.67 ✓	42,969.66
30/09/21	Deposit Dividend Medibank Div Sep21/00970958		395.03 ✓	43,364.69
30/09/21	Deposit Dividend Csl Ltd Dividend Aud21/01001328		778.93 ✓	44,143.62
30/09/21	CLOSING BALANCE			44,143.62

TC Agreed 15407.30
VC self 9592.70

MAM

CONVENIENCE AT YOUR FINGERTIPS

Use Online, Mobile or Tablet Banking to pay bills, transfer funds, check your account balances and much more

**ANNUAL INFORMATION
FOR THE PERIOD 1 JULY 2020 TO 30 JUNE 2021****For account: 2298/351159**

Total interest credited

\$3.37

These details are provided for your records and taxation purposes



Statement Period
30 September 2021 - 31 December 2021

Westpac DIY Super Working Account

Account Name
**TSO PTY LTD AS TRUSTEE FOR
SUGAR BEAN SUPER FUND**



TSO PTY LTD
UNIT 1 SUITE 1
LVL G 394 SYDNEY RD
BALGOWLAH NSW 2093

Customer ID
8395 4057 TSO PTY LTD

BSB Account Number
032-298 351 159

Opening Balance + \$44,143.62
Total Credits + \$104,723.77
Total Debits - \$98,819.69
Closing Balance + \$50,047.70

INTEREST RATES (PER ANNUM) ON CREDIT BALANCES

Effective Date	\$0 to \$9999	Over \$9999 to \$49999	Over \$49999 to \$99999	Over \$99999 to \$499999
17 Mar 2020	0.01 %	0.01 %	0.01 %	0.01 %
Effective Date	Over \$499999			
17 Mar 2020	0.02 %			

TRANSACTIONS

Please check all entries on this statement and promptly inform Westpac of any possible error or unauthorised transaction

DATE	TRANSACTION DESCRIPTION	DEBIT	CREDIT	BALANCE
30/09/21	STATEMENT OPENING BALANCE			44,143.62
01/10/21	Deposit Stephen James Mo Bso Rent		11,184.50 ✓	55,328.12
01/10/21	Payment By Authority To Westpac Securiti B Acr 36923200-00	17,522.70 ✓		37,805.42
04/10/21	Payment By Authority To Westpac Securiti B Acr 36934059-00	3,753.42 ✓		34,052.00
05/10/21	Payment By Authority To Westpac Securiti B Acr 36946559-00	1,251.38 ✓		32,800.62
06/10/21	Payment By Authority To Westpac Securiti B Acr 36956166-00	1,626.92 ✓		31,173.70
07/10/21	Payment By Authority To Westpac Securiti B Acr 36968498-00	125.13 ✓		31,048.57
08/10/21	Payment By Authority To Westpac Securiti B Acr 36969054-00	747.96 ✓		30,300.61

**TRANSACTIONS**

Please check all entries on this statement and promptly inform Westpac of any possible error or unauthorised transaction

DATE	TRANSACTION DESCRIPTION	DEBIT	CREDIT	BALANCE
14/10/21	Payment By Authority To Westpac Securiti B Acr 37011172-00	18,019.95 ✓		12,280.66
21/10/21	Deposit Online 2153942 Tfr Westpac Diy		10,000.00 X	22,280.66
21/10/21	Deposit Dr Thomas Chai Oct 21 Rent from D		19,049.33 ✓	41,329.99
25/10/21	Withdrawal/Cheque 200069	18,366.00 ✓		22,963.99
27/10/21	Withdrawal Online 7583645 Bpay Nb Council second instalment	2,572.60 ✓		20,391.39
29/10/21	Interest Paid		0.22 ✓	20,391.61
01/11/21	Deposit Stephen James Mo Bso Rent		11,184.50 ✓	31,576.11
19/11/21	Deposit Dr Thomas Chai Nov Rent fr dr cha		19,049.33 ✓	50,625.44
19/11/21	Withdrawal Online 0491321 Bpay Nrma Busin 394 Building Tns	4,341.77 ✓		46,283.67
30/11/21	Interest Paid		0.31 ✓	46,283.98
01/12/21	Deposit Stephen James Mo Bso Rent		11,184.50 ✓	57,468.48
13/12/21	Withdrawal Online 3736708 Bpay Sydney Wat	491.86 ✓		56,976.62
16/12/21	Deposit Dividend Anz Dividend A072/00637919		4,021.20 ✓	60,997.82
17/12/21	Deposit Dr Thomas Chai Dec 21 Rent from d		19,049.33 ✓	80,047.15
29/12/21	Withdrawal Online 1579277 Bpay Csl Spp 20 Csl Spp	30,000.00 ✓		50,047.15
31/12/21	Interest Paid		0.55 ✓	50,047.70
31/12/21	CLOSING BALANCE			50,047.70

CONVENIENCE AT YOUR FINGERTIPS

Use Online, Mobile or Tablet Banking to pay bills, transfer funds, check your account balances and much more

MORE INFORMATION

Further information in relation to your account, including details of product benefits and applicable fees and charges, is available on request. That information is also contained in the Product Disclosure Statement (PDS) or other disclosure document for your account. For a copy of that document, or if you have any other enquiries, you can call Telephone Banking on 132 032 from Australia or +61 2 9155 7700 from overseas.

The above Closing Balance amount may not be the same as the balance payable to you on closure of your account (the 'termination value'). Details of the termination value can be obtained by calling Telephone Banking on the numbers quoted above. Further information on how to close accounts, including calculation of the termination value, is contained in the Product Disclosure Statement (PDS) booklet or other disclosure document for your account.

We have an internal process for handling and resolving any problem you may have with, or complaints relating to, your account or this product. Information about this process can be found in the Product Disclosure Statement (PDS) or other disclosure document for your account, or you can contact us on 1300 130 467.



Westpac DIY Super Working Account

Statement Period
31 December 2021 - 31 March 2022

Account Name
TSO PTY LTD AS TRUSTEE FOR
SUGAR BEAN SUPER FUND

Customer ID
8395 4057 TSO PTY LTD

BSB Account Number
032-298 351 159

Opening Balance	+ \$50,047.70
Total Credits	+ \$139,781.06
Total Debits	- \$189,039.55
Closing Balance	+ \$789.21

INTEREST RATES (PER ANNUM) ON CREDIT BALANCES

Effective Date	\$0 to \$9999	Over \$9999 to \$49999	Over \$49999 to \$99999	Over \$99999 to \$499999
17 Mar 2020	0.01 %	0.01 %	0.01 %	0.01 %

Effective Date	Over \$499999
17 Mar 2020	0.02 %

TRANSACTIONS

Please check all entries on this statement and promptly inform Westpac of any possible error or unauthorised transaction

DATE	TRANSACTION DESCRIPTION	DEBIT	CREDIT	BALANCE
31/12/21	STATEMENT OPENING BALANCE			50,047.70
04/01/22	Deposit Stephen James Mo Bso Rent		11,184.50 ✓	61,232.20
04/01/22	Withdrawal-Osko Payment 1782820 Dr Stephen Moate Refund of Outgoings Difference 2021	1,987.06 ✓		59,245.14
05/01/22	Deposit Dr Thomas Chai rental difference		284.06 ✓	59,529.20
05/01/22	Deposit Dr Thomas Chai Jan 22 Rent from D		19,569.26 ✓	79,098.46
05/01/22	Withdrawal-Osko Payment 1136164 Dr Thomas Chai Refund of Outgoings Difference 2021 Refund of Outgoings Difference 2021	2,428.64 ✓		76,669.82
06/01/22	Deposit Stephen James Mo rent shortfall Bso		498.72 ✓	77,168.54
27/01/22	Payment By Authority To Westpac Securit B Acr 37742367-00	20,022.00 ✓		57,146.54
28/01/22	Deposit Dividend Metcash Limited S00035927891		3,990.00 ✓	61,136.54



TRANSACTIONS

Please check all entries on this statement and promptly inform Westpac of any possible error or unauthorised transaction

DATE	TRANSACTION DESCRIPTION	DEBIT	CREDIT	BALANCE
31/01/22	Interest Paid		0.60 ✓	61,137.14
31/01/22	Withdrawal Online 4021693 Bpay Nb Council Council Rate	2,572.60 ✓		58,564.54
01/02/22	Deposit Stephen James Mo Bso Rent		11,683.22 ✓	70,247.76
07/02/22	Deposit Westpac Securiti S Org 37833631-00	origin Energy	6,052.65 ✓	76,300.41
14/02/22	Deposit Dr Thomas Chai Feb 22 rental for		19,569.26 ✓	95,869.67
17/02/22	Deposit Csl Ltd Spp Aud22/00819464		78.74 ✓	95,948.41
23/02/22	Deposit Westpac Securiti S Edv 37945839-00		17,353.75 ✓	113,302.16
23/02/22	Withdrawal/Cheque 200070	18,006.00 ATO ✓		95,296.16
28/02/22	Interest Paid		0.64 ✓	95,296.80
01/03/22	Deposit Stephen James Mo Bso Rent		11,683.22 ✓	106,980.02
14/03/22	Withdrawal-Osko Payment 1068894 Superhelp Australia Pty Ltd Inv-0467 For Sugar Bean Super Fund sugar bean super fund annual admin 13 Mar 2022	1,550.00 ✓		105,430.02
17/03/22	Deposit Dividend Alumina Limited Mar22/00835217		463.98 ✓	105,894.00
17/03/22	Deposit Manly,32 The Corso NSW		3,750.00 ✓	109,644.00
23/03/22	Withdrawal Online 9121731 Bpay Revenue Ns Land Tax	16,334.65 ✓		93,309.35
24/03/22	Deposit Dividend Medibank Div Mar22/00967765		349.23 ✓	93,658.58
28/03/22	Deposit Dividend Bhp Group Div Ai385/00393248		16,228.36 ✓	109,886.94
28/03/22	Deposit Online 2948081 Tfr Westpac Diy		17,040.00 X	126,926.94
30/03/22	Payment By Authority To Westpac Securiti B Ptm 38210299-00	126,138.60 ✓		788.34
31/03/22	Interest Paid		0.87 ✓	789.21
31/03/22	CLOSING BALANCE			789.21

CONVENIENCE AT YOUR FINGERTIPS


Use Online, Mobile or Tablet Banking to pay bills, transfer funds, check your account balances and much more



Statement Period
31 March 2022 - 30 June 2022

Westpac DIY Super Working Account

Account Name
TSO PTY LTD AS TRUSTEE FOR
SUGAR BEAN SUPER FUND

 003
TSO PTY LTD
UNIT 1 SUITE 1
LVL G 394 SYDNEY RD
BALGOWLAH NSW 2093

Customer ID
8395 4057 TSO PTY LTD

BSB Account Number
032-298 351 159

Opening Balance + \$789.21
Total Credits + \$125,192.53
Total Debits - \$97,858.76
Closing Balance + \$28,122.98

INTEREST RATES (PER ANNUM) ON CREDIT BALANCES

Effective Date	\$0 to \$9999	Over \$9999 to \$49999	Over \$49999 to \$99999	Over \$99999 to \$499999
17 Mar 2020	0.01 %	0.01 %	0.01 %	0.01 %
Effective Date	Over \$499999			
17 Mar 2020	0.02 %			

TRANSACTIONS

Please check all entries on this statement and promptly inform Westpac of any possible error or unauthorised transaction

DATE	TRANSACTION DESCRIPTION	DEBIT	CREDIT	BALANCE
31/03/22	STATEMENT OPENING BALANCE			789.21
01/04/22	Deposit Stephen James Mo Bso Rent		11,683.22 ✓	12,472.43
06/04/22	Deposit Dividend Csl Ltd Dividend 22Aud/00902191		865.13 ✓	13,337.56
13/04/22	Withdrawal Online 0663874 Bpay Sydney Wat	857.61 ✓		12,479.95
19/04/22	Deposit Dr Thomas Chai Rental fr Dr Chai		19,569.26 ✓	32,049.21
27/04/22	Withdrawal/Cheque 200071	16,745.00 ✓		15,304.21
29/04/22	Interest Paid		0.14 ✓	15,304.35
02/05/22	Deposit Stephen James Mo Bso Rent		11,683.22 ✓	26,987.57
02/05/22	Deposit Dr Thomas Chai Rent from Dr Chai		19,569.26 ✓	46,556.83
05/05/22	Withdrawal Online 5751355 Bpay Nb Council	2,572.60 ✓		43,984.23
12/05/22	Withdrawal Online 7303221 Bpay Tax Office Tax 2021	16,320.49 ✓		27,663.74
30/05/22	Deposit Dr Thomas Chai May 22 rent from D		19,569.26 ✓	47,233.00
31/05/22	Interest Paid		0.28 ✓	47,233.28



TRANSACTIONS

Please check all entries on this statement and promptly inform Westpac of any possible error or unauthorised transaction

DATE	TRANSACTION DESCRIPTION	DEBIT	CREDIT	BALANCE
01/06/22	Deposit Stephen James Mo Bso Rent		11,683.22 ✓	58,916.50
13/06/22	Withdrawal Online 1634225 Tfr Westpac Diy	50,000.00 X		8,916.50
23/06/22	Deposit Online 2294438 Tfr Westpac Diy		3,000.00 X	11,916.50
23/06/22	Deposit Dr Thomas Chai Tc super contribut		8,000.00 ✓	19,916.50
23/06/22	Deposit Dr Thomas Chai Rent for June 22 f		19,569.26 ✓	39,485.76
23/06/22	Withdrawal Online 2345625 Bpay Tax Office release excess 19	5,623.25 ✓		33,862.51
23/06/22	Withdrawal Online 3778186 Bpay Tax Office release excess 20	5,739.81 ✓		28,122.70
30/06/22	Interest Paid		0.28 ✓	28,122.98
30/06/22	CLOSING BALANCE			28,122.98

CONVENIENCE AT YOUR FINGERTIPS

Use Online, Mobile or Tablet Banking to pay bills, transfer funds, check your account balances and much more

MORE INFORMATION

Further information in relation to your account, including details of product benefits and applicable fees and charges, is available on request. That information is also contained in the Product Disclosure Statement (PDS) or other disclosure document for your account. For a copy of that document, or if you have any other enquiries, you can call Telephone Banking on 132 032 from Australia or +61 2 9155 7700 from overseas.

The above Closing Balance amount may not be the same as the balance payable to you on closure of your account (the 'termination value'). Details of the termination value can be obtained by calling Telephone Banking on the numbers quoted above. Further information on how to close accounts, including calculation of the termination value, is contained in the Product Disclosure Statement (PDS) booklet or other disclosure document for your account.

We have an internal process for handling and resolving any problem you may have with, or complaints relating to, your account or this product. Information about this process can be found in the Product Disclosure Statement (PDS) or other disclosure document for your account, or you can contact us on 1300 130 467.

Remember, if you have a card, always keep your passcode (PIN) secret - don't tell anyone or let them see it. Never write your passcode on your card or on anything that could be lost or stolen. If you do need to record a reminder, you must make every effort to disguise it. You may be liable for losses if you don't protect your passcode. To help you learn how you can protect your card against unauthorised transactions, you can find more information at westpac.com.au/dispute. If you are a business customer, please go to westpac.com.au/businessdispute

Information for customers that have a Westpac Transaction account for personal use, and have a Commonwealth Concession or Health Care card (Concession card).

The Westpac Choice Concession account is a transaction account designed for Concession card holders and offers no monthly service fees, no outward dishonour fees, no account overdrawn fees and there are no informal overdrafts (except where it is impossible or reasonably impractical for us to prevent your account from being overdrawn).

To be eligible for this account, you must have your government payments paid into the account. There is a limit of one Westpac Choice Concession account per customer, this includes joint account holders. All account holders must be

S009952 / M004249 / 182 / CN2CNCPCW



Statement Period
30 June 2021 - 30 September 2021

Westpac DIY Super Savings Account

Account Name
**TSO PTY LTD AS TRUSTEE FOR
SUGAR BEAN SUPER FUND**



TSO PTY LTD
UNIT 1 SUITE 1
LVL G 394 SYDNEY RD
BALGOWLAH NSW 2093

003

Customer ID
8395 4057 TSO PTY LTD

BSB
032-298

Account Number
351 175

Opening Balance	+ \$27,035.14
Total Credits	+ \$3.40
Total Debits	- \$0.00
Closing Balance	+ \$27,038.54

INTEREST RATES (PER ANNUM) ON CREDIT BALANCES

Effective Date	\$0 to \$9999	Over \$9999 to \$49999	Over \$49999 to \$99999	Over \$99999 to \$499999
17 Mar 2020	0.01 %	0.05 %	0.05 %	0.05 %

Effective Date	Over \$499999
17 Mar 2020	0.05 %

TRANSACTIONS

Please check all entries on this statement and promptly inform Westpac of any possible error or unauthorised transaction

DATE	TRANSACTION DESCRIPTION	DEBIT	CREDIT	BALANCE
30/06/21	STATEMENT OPENING BALANCE			27,035.14
30/07/21	Interest Paid		1.11 ✓	27,036.25
31/08/21	Interest Paid		1.18 ✓	27,037.43
30/09/21	Interest Paid		1.11 ✓	27,038.54
30/09/21	CLOSING BALANCE			27,038.54

CONVENIENCE AT YOUR FINGERTIPS

Use Online, Mobile or Tablet Banking to pay bills, transfer funds, check your account balances and much more

**ANNUAL INFORMATION
FOR THE PERIOD 1 JULY 2020 TO 30 JUNE 2021****For account: 2298/351175**

Total interest credited

\$8.84

These details are provided for your records and taxation purposes

MORE INFORMATION

Further information in relation to your account, including details of product benefits and applicable fees and charges, is available on request. That information is also contained in the Product Disclosure Statement (PDS) or other disclosure document for your account. For a copy of that document, or if you have any other enquiries, you can call Telephone Banking on 132 032 from Australia or +61 2 9293 9270 from overseas.

The above Closing Balance amount may not be the same as the balance payable to you on closure of your account (the 'termination value'). Details of the termination value can be obtained by calling Telephone Banking on the numbers quoted above. Further information on how to close accounts, including calculation of the termination value, is contained in the Product Disclosure Statement (PDS) booklet or other disclosure document for your account.

We have an internal process for handling and resolving any problem you may have with, or complaints relating to, your account or this product. Information about this process can be found in the Product Disclosure Statement (PDS) or other disclosure document for your account, or you can contact us on 1300 130 467.

Remember, if you have a card, always keep your passcode (PIN) secret - don't tell anyone or let them see it. Never write your passcode on your card or on anything that could be lost or stolen. If you do need to record a reminder, you must make every effort to disguise it. You may be liable for losses if you don't protect your passcode. To help you learn how you can protect your card against unauthorised transactions, you can find more information at westpac.com.au/dispute. If you are a business customer, please go to westpac.com.au/businessdispute

Information for customers that have a Westpac Transaction account for personal use, and have a Commonwealth Concession or Health Care card (Concession card).

The Westpac Choice Concession account is a transaction account designed for Concession card holders and offers no monthly service fees, no outward dishonour fees, no account overdrawn fees and there are no informal overdrafts (except where it is impossible or reasonably impractical for us to prevent your account from being overdrawn).


To be eligible for this account, you must have your government payments paid into the account. There is a limit of one Westpac Choice Concession account per customer, this includes joint account holders. All account holders must be eligible.

If you would like more information or would like to apply for the Westpac Choice Concession account please visit www.westpac.com.au/personal-banking/bank-accounts/transaction/choice/basic/, call 132 032 or visit your local branch.

Before making a decision about any of our products, please read all the terms and conditions available at westpac.com.au and consider whether the product is right for you. Please consider that the features of the Concession account may differ to the features and benefits of your existing account. To view our full range of transaction accounts visit www.westpac.com.au/personal-banking/bank-accounts/transaction/

Complaints

If you have a complaint, contact our dedicated Customer Solutions team on 132 032 or write to us at Westpac Customer Solutions, Reply Paid 5265, Sydney NSW 2001. If an issue has not been resolved to your satisfaction, you can lodge a complaint with the Australian Financial Complaints Authority (AFCA). AFCA provides fair and independent financial services complaint resolution that is free to consumers.



Statement Period
30 September 2021 - 31 December 2021

Westpac DIY Super Savings Account

Account Name
TSO PTY LTD AS TRUSTEE FOR
SUGAR BEAN SUPER FUND



003

TSO PTY LTD
UNIT 1 SUITE 1
LVL G 394 SYDNEY RD
BALGOWLAH NSW 2093

Customer ID
8395 4057 TSO PTY LTD

BSB
032-298

Account Number
351 175

Opening Balance	+ \$27,038.54
Total Credits	+ \$2.42
Total Debits	- \$10,000.00
Closing Balance	+ \$17,040.96

INTEREST RATES (PER ANNUM) ON CREDIT BALANCES

Effective Date	\$0 to \$9999	Over \$9999 to \$49999	Over \$49999 to \$99999	Over \$99999 to \$499999
17 Mar 2020	0.01 %	0.05 %	0.05 %	0.05 %
Effective Date	Over \$499999			
17 Mar 2020	0.05 %			

TRANSACTIONS

Please check all entries on this statement and promptly inform Westpac of any possible error or unauthorised transaction

DATE	TRANSACTION DESCRIPTION	DEBIT	CREDIT	BALANCE
30/09/21	STATEMENT OPENING BALANCE			27,038.54
21/10/21	Withdrawal Online 1153942 Tfr Westpac Diy	10,000.00 X		17,038.54
29/10/21	Interest Paid		0.96 ✓	17,039.50
30/11/21	Interest Paid		0.74 ✓	17,040.24
31/12/21	Interest Paid		0.72 ✓	17,040.96
31/12/21	CLOSING BALANCE			17,040.96

CONVENIENCE AT YOUR FINGERTIPS

Use Online, Mobile or Tablet Banking to pay bills, transfer funds, check your account balances and much more



Statement Period
31 December 2021 - 31 March 2022

Westpac DIY Super Savings Account

Account Name
TSO PTY LTD AS TRUSTEE FOR
SUGAR BEAN SUPER FUND

Customer ID
8395 4057 TSO PTY LTD

BSB Account Number
032-298 351 175

Opening Balance	+ \$17,040.96
Total Credits	+ \$2.02
Total Debits	- \$17,040.00
Closing Balance	+ \$2.98

INTEREST RATES (PER ANNUM) ON CREDIT BALANCES

Effective Date	\$0 to \$9999	Over \$9999 to \$49999	Over \$49999 to \$99999	Over \$99999 to \$499999
17 Mar 2020	0.01 %	0.05 %	0.05 %	0.05 %

Effective Date	Over \$499999
17 Mar 2020	0.05 %

TRANSACTIONS

Please check all entries on this statement and promptly inform Westpac of any possible error or unauthorised transaction

DATE	TRANSACTION DESCRIPTION	DEBIT	CREDIT	BALANCE
31/12/21	STATEMENT OPENING BALANCE			17,040.96
31/01/22	Interest Paid		0.72 ✓	17,041.68
28/02/22	Interest Paid		0.65 ✓	17,042.33
28/03/22	Withdrawal Online 1948081 Tfr Westpac Diy	17,040.00 ✗		2.33
31/03/22	Interest Paid		0.65 ✓	2.98
31/03/22	CLOSING BALANCE			2.98

CONVENIENCE AT YOUR FINGERTIPS


Use Online, Mobile or Tablet Banking to pay bills, transfer funds, check your account balances and much more



Statement Period
31 March 2022 - 30 June 2022

Westpac DIY Super Savings Account

Account Name
TSO PTY LTD AS TRUSTEE FOR
SUGAR BEAN SUPER FUND

 003
TSO PTY LTD
UNIT 1 SUITE 1
LVL G 394 SYDNEY RD
BALGOWLAH NSW 2093

Customer ID
8395 4057 TSO PTY LTD

BSB Account Number
032-298 351 175

Opening Balance	+ \$2.98
Total Credits	+ \$50,002.27
Total Debits	- \$3,000.00
Closing Balance	+ \$47,005.25

INTEREST RATES (PER ANNUM) ON CREDIT BALANCES

Effective Date	\$0 to \$9999	Over \$9999 to \$49999	Over \$49999 to \$99999	Over \$99999 to \$499999
17 Mar 2020	0.01 %	0.05 %	0.05 %	0.05 %
17 May 2022	0.10 %	0.10 %	0.10 %	0.10 %

Effective Date	Over \$499999
17 Mar 2020	0.05 %
17 May 2022	0.10 %

TRANSACTIONS

Please check all entries on this statement and promptly inform Westpac of any possible error or unauthorised transaction

DATE	TRANSACTION DESCRIPTION	DEBIT	CREDIT	BALANCE
31/03/22	STATEMENT OPENING BALANCE			2.98
13/06/22	Deposit Online 2634225 Tfr Westpac Diy		50,000.00 X	50,002.98
23/06/22	Withdrawal Online 1294437 Tfr Westpac Diy	3,000.00 X		47,002.98
30/06/22	Interest Paid		2.27 ✓	47,005.25
30/06/22	CLOSING BALANCE			47,005.25

CONVENIENCE AT YOUR FINGERTIPS

Use Online, Mobile or Tablet Banking to pay bills, transfer funds, check your account balances and much more

61800 - Distributions Receivable

2022 Financial Year

Preparer Shelley Lian

Reviewer Steven Lee

Status Completed

Account Code	Description	CY Balance	LY Balance	Change
ABP.AX1	Abacus Property Group	\$1,847.04	\$1,612.78	14.53%
SHSAGLOBALMICRO	Microequities Global Value Microcap Fund	\$3,570.51		100%
SHSAMEHIVM	Microequities High Income Value Microcap Fund	\$9,316.87	\$686.88	1256.4%
SHSASMBCFD	Smallco Broadcap Fund	\$15,718.96	\$19,978.65	(21.32)%
TOTAL		CY Balance	LY Balance	
		\$30,453.38	\$22,278.31	

Supporting Documents

- General Ledger [Report](#)
- ABP_Abacus_Property_Group_ABP_Final_Distribution_2022_Aug_31.pdf [ABP.AX1](#)

Standard Checklist

- Review aging of amounts receivable and comment on any delay in payment

Sugar Bean Super Fund

General Ledger

As at 30 June 2022

Transaction Date	Description	Units	Debit	Credit	Balance \$
Distributions Receivable (61800)					
<u>Abacus Property Group (ABP.AX1)</u>					
01/07/2021	Opening Balance				1,612.78 DR
31/08/2021	ABP DRP			1,612.78	0.00 DR
30/06/2022	ABP DRP		1,847.04		1,847.04 DR
			1,847.04	1,612.78	1,847.04 DR
<u>Microequities Global Value Microcap Fund (SHSAGLOBALMICRO)</u>					
30/06/2022			3,570.51		3,570.51 DR
			3,570.51		3,570.51 DR
<u>Microequities High Income Value Microcap Fund (SHSAMEHIVM)</u>					
01/07/2021	Opening Balance				686.88 DR
01/07/2021	DRP			686.88	0.00 DR
30/06/2022	DRP		9,316.87		9,316.87 DR
			9,316.87	686.88	9,316.87 DR
<u>Smallco Broadcap Fund (SHSASMBCFD)</u>					
01/07/2021	Opening Balance				19,978.65 DR
01/07/2021	Distribution reinvested			19,978.65	0.00 DR
30/06/2022	Distribution receivable		15,718.96		15,718.96 DR
			15,718.96	19,978.65	15,718.96 DR
Total Debits:	30,453.38				
Total Credits:	22,278.31				

REGISTRY

Boardroom Pty Limited - ABN 14 003 209 836
GPO Box 3993, Sydney NSW 2001
T 1300 139 440
F +61 2 9279 0664
E abacus@boardroomlimited.com.au
www.boardroomlimited.com.au

TSO PTY LTD
<SUGAR BEAN SUPER FUND A/C>
SUITE 1
394 SYDNEY ROAD
BALGOWLAH NSW 2093

ABACUS PROPERTY GROUP DISTRIBUTION STATEMENT

THIS DISTRIBUTION IS PAID BY ABACUS TRUST (ABN 27 921 263 285), ABACUS INCOME TRUST (ABN 56 105 262 573)
AND ABACUS STORAGE PROPERTY TRUST (ABN 99 834 531 714)

SECURITYHOLDER NO	S00035927891		
TFN/ABN STATUS	Quoted		
PAYMENT DATE	31/08/2022	RECORD DATE	01/07/2022

Distribution for the six months ended	30 June 2022
--	---------------------

Your participating holding as at record date (number of securities)	19,968
Distribution rate (cents per security)	9.25
Gross distribution for the period (\$)	\$1,847.04
Less withholding tax deducted (\$) ¹	Nil

NET DISTRIBUTION PAID	\$1,847.04
------------------------------	-------------------

1. Withholding tax is deducted if your TFN or ABN has not been recorded or if non resident withholding tax applies. If you provide the registry with your TFN or ABN no withholding tax will be deducted from future payments.

Distribution Reinvestment Plan Statement

Cash balance brought forward	\$3.50
Net distribution available for reinvestment	\$1,847.04
Total available for reinvestment	\$1,850.54
DRP issue price (0.0% Discount)	\$2.72264
Total amount applied to new securities	\$1,848.67
Cash balance carried forward to next payment	\$1.87

Number of securities held as at record date	19,968
Number of new securities issued	679
Number of securities now held²	20,647

2. The closing balance shown above may not be your current holding balance if you have purchased or transferred securities after the record date. Boardroom Pty Limited will not be liable for any losses incurred by any person who relies on the balances shown above without making their own adjustments for any further transactions.

Your annual taxation statement for the financial year ending 30 June 2022 is enclosed.

Income is taxable in the tax year of entitlement rather than the tax year of receipt. All distributions are in Australian dollars and withholding tax has been deducted where applicable.

This page has been intentionally left blank

68000 - Sundry Debtors

2022 Financial Year

Preparer Shelley Lian

Reviewer Steven Lee

Status Completed

Account Code	Description	CY Balance	LY Balance	Change
68000	Sundry Debtors	\$3,273.18		100%
TOTAL		CY Balance	LY Balance	
		\$3,273.18		

Supporting Documents

- General Ledger [Report](#)

Standard Checklist

- Match to Source Documentation

Sugar Bean Super Fund

General Ledger

As at 30 June 2022

Transaction Date	Description	Units	Debit	Credit	Balance \$
Sundry Debtors (68000)					
<u>Sundry Debtors (68000)</u>					
20/10/2021	LNK dividend withheld		2,117.94		2,117.94 DR
29/12/2021	Withdrawal Online 1579277 Bpay Csl Spp 20 Csl Spp		78.74		2,196.68 DR
17/02/2022	Deposit Csl Ltd Spp Aud22/00819464			78.74	2,117.94 DR
08/04/2022	LNK dividend withheld		1,155.24		3,273.18 DR
			3,351.92	78.74	3,273.18 DR

Total Debits: 3,351.92

Total Credits: 78.74

77250 - Real Estate Properties (Australian - Non Residential)

2022 Financial Year

Preparer Shelley Lian

Reviewer Steven Lee

Status Completed

Account Code	Description	CY Units	CY Balance	LY Units	LY Balance	Change
SUGAS001_394SYDNEYRD	394 Sydney Rd, Balgowlah	1.000000	\$5,520,000.00	1.000000	\$5,520,000.00	0%

TOTAL	CY Units	CY Balance	LY Units	LY Balance
	1.000000	\$5,520,000.00	1.000000	\$5,520,000.00

Supporting Documents

- Investment Movement Report [Report](#)

Standard Checklist

- Attach copies of Purchase or Sale contracts if property was purchased or disposed of during the year
- Attach copy of current certificate of title
- Attach current building insurance policy
- Attach Declaration of Trust
- Ensure all Investments are valued correctly at June 30
- Ensure the investment is in accordance with the Fund's investment strategy
- Ensure the investment is in accordance with the SIS Act

Sugar Bean Super Fund

Investment Movement Report

As at 30 June 2022

Investment	Opening Balance		Additions		Disposals			Closing Balance		
	Units	Cost	Units	Cost	Units	Cost	Accounting Profit/(Loss)	Units	Cost	Market Value
Bank Accounts										
Westpac DIY Super Savings 35-1175		27,035.14		50,010.11		(30,040.00)			47,005.25	47,005.25
Westpac DIY Super Working 35-1159		39,921.99		536,122.39		(547,921.40)			28,122.98	28,122.98
		66,957.13		586,132.50		(577,961.40)			75,128.23	75,128.23
Real Estate Properties (Australian - Non Residential)										
SUGAS001_394SYDNEYRD - 394 Sydney Rd, Balgowlah	1.00	1,874,539.36						1.00	1,874,539.36	5,520,000.00
		1,874,539.36							1,874,539.36	5,520,000.00
Shares in Listed Companies (Australian)										
ACR.AX - Acrux Limited	1,475,733.80	279,851.43	850,000.00	100,116.91				2,325,733.80	379,968.34	120,938.16
AWC.AX - Alumina Limited	11,897.00	15,828.97						11,897.00	15,828.97	17,429.11
ANZ.AX - Australia And New Zealand Banking Group Limited	5,585.00	109,872.15						5,585.00	109,872.15	123,037.55
BHP.AX - BHP Group Limited	7,800.00	182,414.43						7,800.00	182,414.43	321,750.00
CSL.AX - CSL Limited	490.00	15,033.65	118.00	29,921.26				608.00	44,954.91	163,588.48
EDV.AX - Endeavour Group Limited			2,447.00	9,368.35	(2,447.00)	(9,368.35)	7,985.40		0.00	

Sugar Bean Super Fund

Investment Movement Report

As at 30 June 2022

Investment	Opening Balance		Additions		Disposals			Closing Balance		
	Units	Cost	Units	Cost	Units	Cost	Accounting Profit/(Loss)	Units	Cost	Market Value
FLT.AX - Flight Centre Travel Group Limited	25,520.00	307,806.78						25,520.00	307,806.78	443,027.20
LNK.AX - Link Administration Holdings Limited	38,508.00	148,746.42						38,508.00	148,746.42	145,945.32
MPL.AX - Medibank Private Limited	5,725.00	11,450.00						5,725.00	11,450.00	18,606.25
MTS.AX - Metcash Limited - Ordinary Fully Paid	38,000.00	44,407.18						38,000.00	44,407.18	161,120.00
MAM.AX - Microequities Asset Management Group Limited	62,500.00	50,000.00						62,500.00	50,000.00	40,000.00
ORG.AXW - Origin Energy Limited	1,030.00	13,011.83	17.00	77.25	(1,047.00)	(13,089.08)	(7,036.43)		0.00	
PPT.AX - Perpetual Limited	718.00	22,869.25	41.00	1,512.48				759.00	24,381.73	21,919.92
PTM.AX - Platinum Asset Management Limited			60,000.00	126,138.60				60,000.00	126,138.60	104,400.00
RIO.AX - RIO Tinto Limited	339.00	20,393.14	48.00	5,002.59				387.00	25,395.73	39,744.90
WEB.AX - Webjet Limited	78,688.00	206,417.17						78,688.00	206,417.17	420,193.92
WBC.AX - Westpac Banking Corporation	8,167.00	207,880.47	433.00	10,015.66				8,600.00	217,896.13	167,700.00
WDS.AX - Woodside Energy Group Ltd			1,916.00	61,351.34				1,916.00	61,351.34	61,005.44

Sugar Bean Super Fund

Investment Movement Report

As at 30 June 2022

Investment	Opening Balance		Additions		Disposals			Closing Balance		
	Units	Cost	Units	Cost	Units	Cost	Accounting Profit/(Loss)	Units	Cost	Market Value
WPL.AX - Woodside Petroleum Ltd	474.00	18,517.59	33.00	901.91	(507.00)	(19,419.50)			0.00	
WOW.AX - Woolworths Group Limited	2,447.00	66,020.81	61.00	2,313.44		(9,368.35)	0.00	2,508.00	58,965.90	89,284.80
		1,720,521.27		346,719.79		(51,245.28)	948.97		2,015,995.78	2,459,691.05

Units in Listed Unit Trusts (Australian)

ABP.AX1 - Abacus Property Group	18,974.00	47,275.11	994.00	3,414.25				19,968.00	50,689.36	51,317.76
		47,275.11		3,414.25					50,689.36	51,317.76

Units in Unlisted Unit Trusts (Australian)

SHSAGLOBALMICRO - Microequities Global Value Microcap Fund	311,256.00	354,369.37						311,256.00	354,369.37	380,977.34
SHSAMEHIVM - Microequities High Income Value Microcap Fund	147,308.00	196,845.21	4,345.00	8,012.97				151,653.00	204,858.18	243,130.09
PLA0004AU7 - Platinum Asia Fund	152,880.43	423,845.45	8,651.50	19,093.85				161,531.93	442,939.30	355,951.76
PLA0100AU3 - Platinum International Brands Fund	101,683.27	246,783.60	35,646.46	78,761.81				137,329.73	325,545.41	242,235.91
PLA0005AU4 - Platinum International Health Care	110,495.55	262,162.89	21,595.78	55,277.78				132,091.33	317,440.67	225,651.62
PLA0101AU1 - Platinum International Technology	32,501.68	61,203.21	5,291.15	9,644.18				37,792.83	70,847.39	68,813.18
PLA0003AU3 - Platinum Japan Fund										

Sugar Bean Super Fund

Investment Movement Report

As at 30 June 2022

Investment	Opening Balance		Additions		Disposals			Closing Balance		Market Value
	Units	Cost	Units	Cost	Units	Cost	Accounting Profit/(Loss)	Units	Cost	
	57,306.37	256,579.45	6,581.88	24,953.21				63,888.25	281,532.66	241,848.97
SHSASMBCFD - Smallco Broadcap Fund	137,417.56	217,206.11	9,616.22	19,978.65				147,033.78	237,184.76	247,413.74
		2,018,995.29		215,722.45					2,234,717.74	2,006,022.61
		5,728,288.16		1,151,988.99		(629,206.68)	948.97		6,251,070.47	10,112,159.65

77600 - Shares in Listed Companies (Australian)

2022 Financial Year

Preparer Shelley Lian

Reviewer Steven Lee

Status Completed

Account Code	Description	CY Units	CY Balance	LY Units	LY Balance	Change
ACR.AX	Acrux Limited	2325733.800000	\$120,938.16	1475733.800000	\$191,845.39	(36.96)%
ANZ.AX	Australia And New Zealand Banking Group Limited	5585.000000	\$123,037.55	5585.000000	\$157,217.75	(21.74)%
AWC.AX	Alumina Limited	11897.000000	\$17,429.11	11897.000000	\$19,570.57	(10.94)%
BHP.AX	BHP Group Limited	7800.000000	\$321,750.00	7800.000000	\$378,846.00	(15.07)%
CSL.AX	CSL Limited	608.000000	\$163,588.48	490.000000	\$139,743.10	17.06%
EDV.AX	Endeavour Group Limited	0.000000				0%
FLT.AX	Flight Centre Travel Group Limited	25520.000000	\$443,027.20	25520.000000	\$378,972.00	16.9%
LNK.AX	Link Administration Holdings Limited	38508.000000	\$145,945.32	38508.000000	\$194,080.32	(24.8)%
MAM.AX	Microequities Asset Management Group Limited	62500.000000	\$40,000.00	62500.000000	\$43,750.00	(8.57)%
MPL.AX	Medibank Private Limited	5725.000000	\$18,606.25	5725.000000	\$18,091.00	2.85%
MTS.AX	Metcash Limited - Ordinary Fully Paid	38000.000000	\$161,120.00	38000.000000	\$151,620.00	6.27%
ORG.AXW	Origin Energy Limited	0.000000		1030.000000	\$4,645.30	100%

Account Code	Description	CY Units	CY Balance	LY Units	LY Balance	Change
PPT.AX	Perpetual Limited	759.000000	\$21,919.92	718.000000	\$28,755.90	(23.77)%
PTM.AX	Platinum Asset Management Limited	60000.000000	\$104,400.00			100%
RIO.AX	RIO Tinto Limited	387.000000	\$39,744.90	339.000000	\$42,930.96	(7.42)%
WBC.AX	Westpac Banking Corporation	8600.000000	\$167,700.00	8167.000000	\$210,790.27	(20.44)%
WDS.AX	Woodside Energy Group Ltd	1916.000000	\$61,005.44			100%
WEB.AX	Webjet Limited	78688.000000	\$420,193.92	78688.000000	\$386,358.08	8.76%
WOW.AX	Woolworths Group Limited	2508.000000	\$89,284.80	2447.000000	\$93,304.11	(4.31)%
WPL.AX	Woodside Petroleum Ltd	0.000000		474.000000	\$10,527.54	100%
	TOTAL	CY Units	CY Balance	LY Units	LY Balance	
		2674734.800000	\$2,459,691.05	1763621.800000	\$2,451,048.29	

Supporting Documents

- Balance Review Report [Report](#)
- Investment Movement Report [Report](#)
- Westpac_stats.pdf

Standard Checklist

- Attach Balance Review Report
- Attach copies of HIN/SRN or Chess Statements, Broker Statements, Contract Notes Corporate Action documentation and any other relevant Source Documentation
- Attach Investment Movement Report
- Ensure all Investments are valued correctly at June 30
- Ensure the investment is in accordance with the Fund's investment strategy

Sugar Bean Super Fund

Balance Review Report

As at 30 June 2022

Investment Code	Investment Name	Holding Reference	Third Party Data			BGL Ledger	Variance
			Data Feed Provider	Balance Date	Balance Amount	Balance	
60400	Bank Accounts						
WBC351175	Westpac DIY Super Savings 35-1175					47,005.25	
WBC351159	Westpac DIY Super Working 35-1159					28,122.98	
77250	Real Estate Properties (Australian - Non Residential)						
SUGAS001_394S YDNEYRD	394 Sydney Rd, Balgowlah					1.0000	
77600	Shares in Listed Companies (Australian)						
ACR.AX	Acrux Limited				Setup	2,325,733.8000	2,325,733.8000
AWC.AX	Alumina Limited				Setup	11,897.0000	11,897.0000
ANZ.AX	Australia And New Zealand Banking Group Limited				Setup	5,585.0000	5,585.0000
BHP.AX	BHP Group Limited				Setup	7,800.0000	7,800.0000
CSL.AX	CSL Limited				Setup	608.0000	608.0000
FLT.AX	Flight Centre Travel Group Limited				Setup	25,520.0000	25,520.0000
LNK.AX	Link Administration Holdings Limited				Setup	38,508.0000	38,508.0000
MPL.AX	Medibank Private Limited				Setup	5,725.0000	5,725.0000
MTS.AX	Metcash Limited - Ordinary Fully Paid				Setup	38,000.0000	38,000.0000
MAM.AX	Microequities Asset Management Group Limited				Setup	62,500.0000	62,500.0000
PPT.AX	Perpetual Limited				Setup	759.0000	759.0000
PTM.AX	Platinum Asset Management Limited				Setup	60,000.0000	60,000.0000
RIO.AX	RIO Tinto Limited				Setup	387.0000	387.0000
WEB.AX	Webjet Limited				Setup	78,688.0000	78,688.0000

Sugar Bean Super Fund

Balance Review Report

As at 30 June 2022

Investment Code	Investment Name	Holding Reference	Third Party Data			BGL Ledger	Variance
			Data Feed Provider	Balance Date	Balance Amount	Balance	
WBC.AX	Westpac Banking Corporation				Setup	8,600.0000	8,600.0000
WDS.AX	Woodside Energy Group Ltd				Setup	1,916.0000	1,916.0000
WOW.AX	Woolworths Group Limited				Setup	2,508.0000	2,508.0000
78200	Units in Listed Unit Trusts (Australian)						
ABP.AX	Abacus Property Group				Setup	19,968.0000	19,968.0000
78400	Units in Unlisted Unit Trusts (Australian)						
SHSAGLOBALMIC RO	Microequities Global Value Microcap Fund					311,256.0000	
SHSAMEHIVM	Microequities High Income Value Microcap Fund					151,653.0000	
PLA0004AU	Platinum Asia Fund					161,531.9300	
PLA0100AU	Platinum International Brands Fund					137,329.7300	
PLA0005AU	Platinum International Health Care					132,091.3300	
PLA0101AU	Platinum International Technology					37,792.8300	
PLA0003AU	Platinum Japan Fund					63,888.2500	
SHSASMBCFD	Smallco Broadcap Fund					147,033.7800	

Sugar Bean Super Fund

Investment Movement Report

As at 30 June 2022

Investment	Opening Balance		Additions		Disposals			Closing Balance		
	Units	Cost	Units	Cost	Units	Cost	Accounting Profit/(Loss)	Units	Cost	Market Value
Bank Accounts										
Westpac DIY Super Savings 35-1175		27,035.14		50,010.11		(30,040.00)			47,005.25	47,005.25
Westpac DIY Super Working 35-1159		39,921.99		536,122.39		(547,921.40)			28,122.98	28,122.98
		66,957.13		586,132.50		(577,961.40)			75,128.23	75,128.23
Real Estate Properties (Australian - Non Residential)										
SUGAS001_394SYDNEYRD - 394 Sydney Rd, Balgowlah	1.00	1,874,539.36						1.00	1,874,539.36	5,520,000.00
		1,874,539.36							1,874,539.36	5,520,000.00
Shares in Listed Companies (Australian)										
ACR.AX - Acrux Limited	1,475,733.80	279,851.43	850,000.00	100,116.91				2,325,733.80	379,968.34	120,938.16
AWC.AX - Alumina Limited	11,897.00	15,828.97						11,897.00	15,828.97	17,429.11
ANZ.AX - Australia And New Zealand Banking Group Limited	5,585.00	109,872.15						5,585.00	109,872.15	123,037.55
BHP.AX - BHP Group Limited	7,800.00	182,414.43						7,800.00	182,414.43	321,750.00
CSL.AX - CSL Limited	490.00	15,033.65	118.00	29,921.26				608.00	44,954.91	163,588.48
EDV.AX - Endeavour Group Limited			2,447.00	9,368.35	(2,447.00)	(9,368.35)	7,985.40		0.00	

Sugar Bean Super Fund

Investment Movement Report

As at 30 June 2022

Investment	Opening Balance		Additions		Disposals			Closing Balance		
	Units	Cost	Units	Cost	Units	Cost	Accounting Profit/(Loss)	Units	Cost	Market Value
FLT.AX - Flight Centre Travel Group Limited	25,520.00	307,806.78						25,520.00	307,806.78	443,027.20
LNK.AX - Link Administration Holdings Limited	38,508.00	148,746.42						38,508.00	148,746.42	145,945.32
MPL.AX - Medibank Private Limited	5,725.00	11,450.00						5,725.00	11,450.00	18,606.25
MTS.AX - Metcash Limited - Ordinary Fully Paid	38,000.00	44,407.18						38,000.00	44,407.18	161,120.00
MAM.AX - Microequities Asset Management Group Limited	62,500.00	50,000.00						62,500.00	50,000.00	40,000.00
ORG.AXW - Origin Energy Limited	1,030.00	13,011.83	17.00	77.25	(1,047.00)	(13,089.08)	(7,036.43)		0.00	
PPT.AX - Perpetual Limited	718.00	22,869.25	41.00	1,512.48				759.00	24,381.73	21,919.92
PTM.AX - Platinum Asset Management Limited			60,000.00	126,138.60				60,000.00	126,138.60	104,400.00
RIO.AX - RIO Tinto Limited	339.00	20,393.14	48.00	5,002.59				387.00	25,395.73	39,744.90
WEB.AX - Webjet Limited	78,688.00	206,417.17						78,688.00	206,417.17	420,193.92
WBC.AX - Westpac Banking Corporation	8,167.00	207,880.47	433.00	10,015.66				8,600.00	217,896.13	167,700.00
WDS.AX - Woodside Energy Group Ltd			1,916.00	61,351.34				1,916.00	61,351.34	61,005.44

Sugar Bean Super Fund

Investment Movement Report

As at 30 June 2022

Investment	Opening Balance		Additions		Disposals			Closing Balance		
	Units	Cost	Units	Cost	Units	Cost	Accounting Profit/(Loss)	Units	Cost	Market Value
WPL.AX - Woodside Petroleum Ltd	474.00	18,517.59	33.00	901.91	(507.00)	(19,419.50)			0.00	
WOW.AX - Woolworths Group Limited	2,447.00	66,020.81	61.00	2,313.44		(9,368.35)	0.00	2,508.00	58,965.90	89,284.80
		1,720,521.27		346,719.79		(51,245.28)	948.97		2,015,995.78	2,459,691.05

Units in Listed Unit Trusts (Australian)

ABP.AX1 - Abacus Property Group	18,974.00	47,275.11	994.00	3,414.25				19,968.00	50,689.36	51,317.76
		47,275.11		3,414.25					50,689.36	51,317.76

Units in Unlisted Unit Trusts (Australian)

SHSAGLOBALMICRO - Microequities Global Value Microcap Fund	311,256.00	354,369.37						311,256.00	354,369.37	380,977.34
SHSAMEHIVM - Microequities High Income Value Microcap Fund	147,308.00	196,845.21	4,345.00	8,012.97				151,653.00	204,858.18	243,130.09
PLA0004AU7 - Platinum Asia Fund	152,880.43	423,845.45	8,651.50	19,093.85				161,531.93	442,939.30	355,951.76
PLA0100AU3 - Platinum International Brands Fund	101,683.27	246,783.60	35,646.46	78,761.81				137,329.73	325,545.41	242,235.91
PLA0005AU4 - Platinum International Health Care	110,495.55	262,162.89	21,595.78	55,277.78				132,091.33	317,440.67	225,651.62
PLA0101AU1 - Platinum International Technology	32,501.68	61,203.21	5,291.15	9,644.18				37,792.83	70,847.39	68,813.18
PLA0003AU3 - Platinum Japan Fund										

Sugar Bean Super Fund

Investment Movement Report

As at 30 June 2022

Investment	Opening Balance		Additions		Disposals			Closing Balance		Market Value
	Units	Cost	Units	Cost	Units	Cost	Accounting Profit/(Loss)	Units	Cost	
	57,306.37	256,579.45	6,581.88	24,953.21				63,888.25	281,532.66	241,848.97
SHSASMBCFD - Smallco Broadcap Fund	137,417.56	217,206.11	9,616.22	19,978.65				147,033.78	237,184.76	247,413.74
		2,018,995.29		215,722.45					2,234,717.74	2,006,022.61
		5,728,288.16		1,151,988.99		(629,206.68)	948.97		6,251,070.47	10,112,159.65

Contact & Support

My Account My Portfolio Holdings & Accounts

Holdings & Accounts

Account: 6134027 - DIY - TSO PTY LTD <SUGAR BEAN SUPER FUND A/C>

Market Indices

Index	Value	Change
All Ordinaries	7,822.236	0.000
ASX SPI 200	7,506.000	0.000

Equities DIYSMSF Account - 6134027

TSO PTY LTD <SUGAR BEAN SUPER FUND A/C> (HIN: 60970548)

Holdings Account Details Transactions Transfers

Date Range: From 01/01/2022 To 31/03/2022

Clear

Search

Estimated Settlements*

Due Date	DR(\$)	CR(\$)
----------	--------	--------

You have no upcoming settlements due for this account.

As at 15/04/2022, 11:06PM (Sydney time).

Results for Date Range: 01 Jan 2022 to 31 Mar 2022

[Download CSV](#)

Platinum Asset Management Limited

8 results found

Display: All

Date	Reference	Type	Detail	Debit (\$)	Credit (\$)	Balance (\$)
30/03/2022	R5437911	Receipt	Direct Transfer 032298 351159 Drawer SUGAR BEAN SUPER FUND		126,138.60	0.00
28/03/2022	C38210299	Contract	B 60000 PTM @ 2.100000	126,138.60		126,138.60
23/02/2022	P3436082	Payment	Direct Transfer - Payee TSO PTY LTD	17,353.75		0.00
21/02/2022	C37945839	Contract	S 2447 EDV @ 7.100000		17,353.75	-17,353.75
7/02/2022	P3416973	Payment	Direct Transfer - Payee TSO PTY LTD	6,052.65		0.00
3/02/2022	C37833631	Contract	S 1047 ORG @ 5.800000		6,052.65	-6,052.65
27/01/2022	R5325670	Receipt	Direct Transfer 032298 351159 Drawer SUGAR BEAN SUPER FUND		20,022.00	0.00
24/01/2022	C37742367	Contract	B 200000 ACR @ 0.100000	20,022.00		20,022.00

8 results found

Display: All

Disclaimer

The information on this screen is subject to the correction of any errors or omissions. If you believe any of the information is inaccurate, please [contact us](#).

* The settlement amount is an estimate based on the information available to Westpac Share Trading at the time of calculation. This estimate is updated regularly during business hours. The amount may not reflect any recent offsetting of trades or transactions on your account - for information on offsetting rules please see our FAQ. We have provided your estimated settlement position on a best endeavours basis and are not liable for any inaccuracies.

Home My Account Watchlists Quotes & Research Trading Products & Services

Contact & Support

Trading Share Orders Confirmations

Confirmations

Account: 6134027 - DIY - TSO PTY LTD <SUGAR BEAN SUPER FUND , v

Search

Order Type: BUY
 SELL

Confirmation Number: (Leave blank to display all)

Date Range: From 01/09/2021 To 30/09/2021

Code: (Leave blank to display all)

Clear

Search

Confirmation Summary

As at Mon 10 Jan 2022 4:27 PM (Sydney time)

BUY Confirmations	BUY Value(\$)	SELL Confirmations	SELL Value(\$)	Total Confirmations	Total Value(\$)	Total Brokerage (\$)	Total GST on Brokerage (\$)
2	21,276.12	0	0.00	2	21,276.12	23.37	2.12

Results for Date Range: 01 Sep 2021 to 30 Sep 2021

[Download CSV](#)

2 results found

Display: All

Trade Date	Confirmation Number	Order Number	Order Type	Code	Units	Average Price (\$)	Brokerage (inc GST.)	Net Proceeds (\$)	Settlement Date	Status	Download
30/09/2021	36934059	TRDQ6-W	Buy	ACR	30,000	0.125	3.42	3,753.42	4/10/2021	Confirmed	
29/09/2021	36923200	TRDQ6-W	Buy	ACR	140,022	0.125	19.95	17,522.70	1/10/2021	Confirmed	

2 results found

Display: All

Disclaimer

Contact & Support

Trading Share Orders Confirmations

Confirmations

Account: 6134027 - DIY - TSO PTY LTD <SUGAR BEAN SUPER FUND , v

Search

Order Type: BUY
 SELL

Confirmation Number: (Leave blank to display all)

Date Range: From 01/10/2021 To 31/12/2021

Code: (Leave blank to display all)

Clear Search

Confirmation Summary

As at Mon 10 Jan 2022 4:18 PM (Sydney time)

BUY Confirmations	BUY Value(\$)	SELL Confirmations	SELL Value(\$)	Total Confirmations	Total Value(\$)	Total Brokerage (\$)	Total GST on Brokerage (\$)
5	21,771.34	0	0.00	5	21,771.34	24.08	2.19

Results for Date Range: 01 Oct 2021 to 31 Dec 2021

[Download CSV](#)

5 results found


Display: All

Trade Date	Confirmation Number	Order Number	Order Type	Code	Units	Average Price (\$)	Brokerage (inc GST.)	Net Proceeds (\$)	Settlement Date	Status	Download
12/10/2021	37011172	TNRCB-W	Buy	ACR	150,000	0.120	19.95	18,019.95 ✓	14/10/2021	Confirmed	
6/10/2021	36969054	TRDQ6-W	Buy	ACR	5,977	0.125	0.83	747.96 ✓	8/10/2021	Confirmed	
5/10/2021	36968498	TRDQ6-W	Buy	ACR	1,000	0.125	0.13	125.13 ✓	7/10/2021	Confirmed	
4/10/2021	36956166	TRDQ6-W	Buy	ACR	13,061	0.125	1.79	1,626.92 ✓	6/10/2021	Confirmed	
1/10/2021	36946559	TRDQ6-W	Buy	ACR	10,000	0.125	1.38	1,251.38 ✓	5/10/2021	Confirmed	

5 results found

Display: All

Disclaimer



Home | **My Account** | Watchlists | Quotes & Research | Trading | Products & Services | Contact and Support

You are here: My Account > My Portfolio > Holdings & Accounts

Holdings & Accounts

Account: 1231012 - CIA - DR THOMAS VUI CHUNG CHAI

Market Indices

Index	Value	Change
All Ordinaries	6,036.276	-38.620
ASX SPI 200	5,971.000	+95.000

Equities Cash Investment Account - 1231012

DR THOMAS VUI CHUNG CHAI (HIN: 32285759)

Holdings | Account Details | Transactions | Transfers

Date Range: From 01/07/2019 To 30/06/2020

Estimated Settlements*

Date Due **DR(\$)** **CR(\$)**
 You have no upcoming settlements due for this account.
As at 10/07/2020 6:30AM (Sydney time)

Results for Date Range: 01 Jul 2019 to 30 Jun 2020

Download CSV 30 results found Display: 10 20 All

Date	Reference	Type	Detail	Debit (\$)	Credit (\$)	Balance (\$)
19/06/2020	R4169264	Receipt	Direct Transfer 032096 595542 Drawer DR TVC CHAI		18,522.23	0.00
16/06/2020	R4166301	Receipt	Direct Transfer 032096 595542 Drawer DR TVC CHAI		4,753.34	18,522.23
15/06/2020	C32739336	Contract	B 119462 ACR @ 0.155000	18,522.23		23,275.57
14/06/2020	C32722367	Contract	B 30538 ACR @ 0.155000	4,753.34		4,753.34
12/06/2020	R4147411	Receipt	Direct Transfer 032096 595542 Drawer DR TVC CHAI		12,419.95	0.00
10/06/2020	R4142310	Receipt	Direct Transfer 032096 595542 Drawer DR TVC CHAI		21,773.93	12,419.95
16/06/2020	C32582319	Contract	B 80000 ACR @ 0.155000	12,419.95		34,193.88
16/06/2020	R4137055	Receipt	Direct Transfer 032096 595542 Drawer DR TVC CHAI		15,401.83	21,773.93
12/06/2020	C32552919	Contract	B 150000 ACR @ 0.145000	21,773.93		37,175.76
11/06/2020	C32539560	Contract	B 93332 ACR @ 0.165000	15,401.83		15,401.83
11/06/2020	R4127989	Receipt	Direct Transfer 032096 595542 Drawer DR TVC CHAI		4,620.15	0.00
9/06/2020	C32498484	Contract	B 27880 ACR @ 0.165000	4,620.15		4,620.15
11/03/2020	R4106993	Receipt	Direct Transfer 032096 595542 Drawer DR TVC CHAI		51,126.25	0.00
19/05/2020	C32369559	Contract	B 30412 ACR @ 0.175000	5,342.05		51,126.25
19/05/2020	C32368395	Contract	B 100000 ACR @ 0.160000	18,019.95		45,784.20
19/05/2020	C32362321	Contract	B 150000 ACR @ 0.184892	27,764.25		27,764.25
17/05/2020	R4090507	Receipt	Direct Transfer 032096 595542 Drawer DR TVC CHAI		5,269.95	0.00
15/05/2020	C32262013	Contract	B 37500 ACR @ 0.140000	3,269.95		5,269.95
15/05/2020	R4067539	Receipt	Direct Transfer 032096 595542 Drawer DR TVC CHAI		540.00	0.00
14/05/2020	R4063604	Receipt	Direct Transfer 032096 595542 Drawer DR TVC CHAI		810.00	540.00
13/05/2020	C32153707	Contract	B 4000 ACR @ 0.135000	540.00		1,350.00
13/05/2020	R4060253	Receipt	Direct Transfer 032096 595542 Drawer DR TVC CHAI		7,967.54	810.00
12/05/2020	C32141854	Contract	B 6000 ACR @ 0.135000	810.00		8,777.54
11/05/2020	C32117399	Contract	B 58871 ACR @ 0.135000	7,967.54		7,967.54
12/04/2020	R4007011	Receipt	Direct Transfer 032096 595542 Drawer DR TVC CHAI		62,819.03	0.00
10/04/2020	C31871846	Contract	B 25000 WEB @ 2.510000	62,819.03		62,819.03
9/04/2020	R3968757	Receipt	Direct Transfer 032096 595542 Drawer DR TVC CHAI		170,126.93	0.00

7/12/2020

Share Trading & Online Trading | Westpac Online Investing | Holdings & Accounts

01/01/2020	C31694159	Contract	B 58000 WEB @ 2.930000	170,126.93	170,126.93
11/03/2020	R3953718	Receipt	Direct Transfer 032096 595542 Drawer DR TYC CHAI	103,559.80	0.00
17/03/2020	C31619943	Contract	B 17241 CKF @ 6.000000	103,559.80	103,559.80

Display: 10 20 All

[Download CSV](#) 30 results found

Disclaimer

The information on this screen is subject to the correction of any errors or omissions. If you believe any of the information is inaccurate, please [contact us](#).

The settlement amount is an estimate of your settlement position for the current trading day and the following trading day, based on information available to Westpac Online Investing in the morning. We have provided your estimated settlement position on a best endeavours basis and are not liable for any inaccuracies. The amount may not reflect any recent offsetting of trades - for information on offsetting rules please see our FAQ. If you believe your estimated settlement position to be inaccurate, please refer to your trade confirmation note.



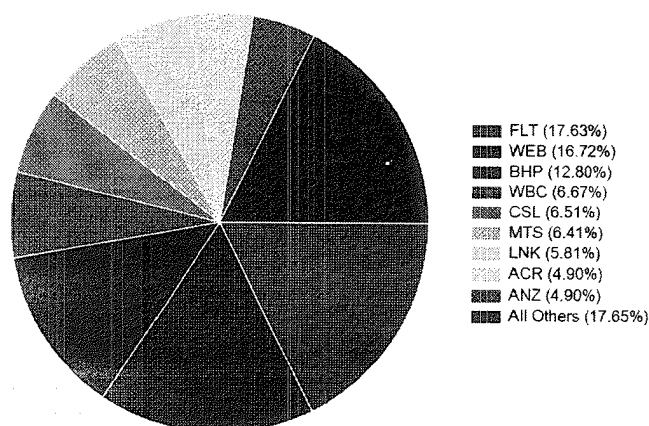
FINANCIAL YEAR SUMMARY

1 JULY 2021 - 30 JUNE 2022

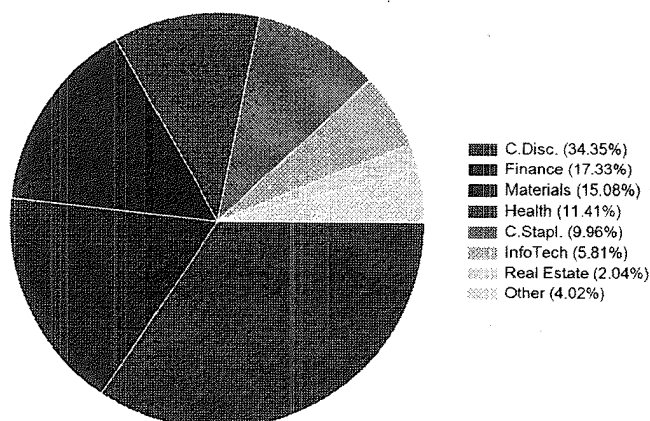
Portfolio Valuation	Account Number	Account Name	Value as at 30 June 2022
Shares	6134027	TSO PTY LTD <SUGAR BEAN SUPER FUND A/C>	\$2,513,334.55
DIY Super Working Account	351159	SUGAR BEAN SUPER FUND	\$28,122.98
TOTAL PORTFOLIO VALUE			\$2,541,457.53

Allocation as at 30 June 2022

Shares in your portfolio



Sectors in your portfolio



Estimated Interest & Dividends 2021-2022 Financial Year

Est. Franked Dividends	\$84,842.88
Est. Unfranked Dividends	\$5,057.66
Est. Franking Credits	\$36,361.23
Est. Interest Received from Interest Rate Securities	\$0.00
DIY Super Working Account Interest	\$5.56
TOTAL INCOME	\$89,906.10

Fees & Charges 2021-2022 Financial Year

Total Brokerage (inc. GST)	\$295.40
Total Subscriptions (inc. GST)	\$0.00
Other Fees (inc. GST)	Nil
TOTAL FEES & CHARGES	\$295.40

NOTE:
 The Total Fees and Charges amount shown in the Fees and Charges table in this statement does not include linked Cash Investment Account (CIA) or DIY Super Working account fees (as applicable). The Interest amount in the Estimated Interest and Dividends table in this statement shows the interest earned on funds held in your CIA or DIY Super Working account (as applicable). The Interest shown is net of any non-resident or TFN withholding tax (if applicable). Please refer to your CIA or DIY Super Working account bank statements for full details of your account transactions, including fees, interest and amounts deducted for applicable taxes (if any).

DISCLAIMER

This statement relates to Westpac Share Trading activities which are provided through Westpac Securities Limited ABN 39 087 924 221, AFSL 233723 (Westpac Securities) by Australian Investment Exchange Limited (AUSIEX) ABN 71 076 515 930, AFSL 241400, a Market Participant of ASX Limited and Cboe Australia Pty Ltd, a Clearing Participant of ASX Clear Pty Limited and a Settlement Participant of ASX Settlement Pty Limited.

Information contained in this statement is believed to be accurate at the time the statement is generated. Westpac Securities and its related entities do not accept any liability for any errors or omissions contained in this statement, or any responsibility for any action taken in reliance on this statement. This statement is a summary document only and it is not intended to replace any document which contains information that may be required for taxation purposes. It does not constitute tax advice. Although we can give you information about your accounts, we are unable to give you tax advice. If you need more information to complete your tax return, please consult your accountant or tax adviser to obtain professional tax advice. You should retain your CHESS statements, dividend statements, confirmation contract notes and bank account statements for income tax purposes. If there are any errors in this statement, please contact us on 13 13 31 (within Australia) or +61 2 8241 0208 (outside Australia), Monday to Friday between 8am and 7pm (AEST).



PORTFOLIO VALUATION

30 JUNE 2022

SHARES - 6134027 - HIN 60970548

TSO PTY LTD <SUGAR BEAN SUPER FUND A/C>

Portfolio	Units	Unit Price	Portfolio Value	% of Portfolio
ABP - ABACUS PROPERTY GRP. STAPLED (FULLY PAID ORDINARY/UNITS STAPLED SECURITIES)	19,968	\$2.5700	\$51,317.76	2.02%
ACR - ACRUX LIMITED FPO (ORDINARY FULLY PAID)	2,325,734	\$0.0530	\$123,263.90	4.85%
ANZ - ANZ BANKING GRP LTD FPO (ORDINARY FULLY PAID)	5,585	\$22.0300	\$123,037.55	4.84%
AWC - ALUMINA LIMITED FPO (ORDINARY FULLY PAID)	11,897	\$1.4650	\$17,429.11	0.69%
BHP - BHP GROUP LIMITED FPO (ORDINARY FULLY PAID)	7,800	\$41.2500	\$321,750.00	12.66%
CSL - CSL LIMITED FPO (ORDINARY FULLY PAID)	608	\$269.0600	\$163,588.48	6.44%
FLT - FLIGHT CENTRE TRAVEL FPO (ORDINARY FULLY PAID)	25,520	\$17.3600	\$443,027.20	17.43%
LNK - LINK ADMIN HLDG FPO (ORDINARY FULLY PAID)	38,508	\$3.7900	\$145,945.32	5.74%
MAM - MICROEQUITIES FPO (ORDINARY FULLY PAID)	62,500	\$0.6400	\$40,000.00	1.57%
MPL - MEDIBANK PRIVATE LTD FPO (ORDINARY FULLY PAID)	5,725	\$3.2500	\$18,606.25	0.73%
MTS - METCASH LIMITED FPO (ORDINARY FULLY PAID)	38,000	\$4.2400	\$161,120.00	6.34%
PPT - PERPETUAL LIMITED FPO (ORDINARY FULLY PAID)	759	\$28.8800	\$21,919.92	0.86%
PTM - PLATINUM ASSET FPO (ORDINARY FULLY PAID)	60,000	\$1.7400	\$104,400.00	4.11%
RIO - RIO TINTO LIMITED FPO (ORDINARY FULLY PAID)	387	\$102.7000	\$39,744.90	1.56%
WBC - WESTPAC BANKING CORP FPO (ORDINARY FULLY PAID)	8,600	\$19.5000	\$167,700.00	6.60%
WDS - WOODSIDE ENERGY FPO (ORDINARY FULLY PAID)	1,916	\$31.8400	\$61,005.44	2.40%
WEB - WEBJET LIMITED FPO (ORDINARY FULLY PAID)	78,688	\$5.3400	\$420,193.92	16.53%
WOW - WOOLWORTHS GROUP LTD FPO (ORDINARY FULLY PAID)	2,508	\$35.6000	\$89,284.80	3.51%
		Sub Total	\$2,513,334.55	98.89%
Cash Account			Portfolio Value	% of Portfolio
WBC DIY SUPER WORKING - 351159			\$28,122.98	1.11%
		TOTAL	\$2,541,457.53	100.00%

NOTE:
The Total Fees and Charges amount shown in the Fees and Charges table in this statement does not include linked Cash Investment Account (CIA) or DIY Super Working account fees (as applicable).
The Interest amount in the Interest and Estimated Dividends table in this statement shows the interest earned on funds held in your CIA or DIY Super Working account (as applicable). The Interest shown is net of any non-resident or TFN withholding tax (if applicable).
Please refer to your CIA or DIY Super Working account bank statements for full details of your account transactions, including fees, interest and amounts deducted for applicable taxes (if any).

DISCLAIMER
This statement relates to Westpac Share Trading activities which are provided through Westpac Securities Limited ABN 39 087 924 221, AFSL 233723 (Westpac Securities) by Australian Investment Exchange Limited (AUSIEX) ABN 71 076 515 930, AFSL 241400, a Market Participant of ASX Limited and Cboe Australia Pty Ltd, a Clearing Participant of ASX Clear Pty Limited and a Settlement Participant of ASX Settlement Pty Limited.
Information contained in this statement is believed to be accurate at the time the statement is generated. Westpac Securities and its related entities do not accept any liability for any errors or omissions contained in this statement, or any responsibility for any action taken in reliance on this statement. This statement is a summary document only and it is not intended to replace any document which contains information that may be required for taxation purposes. It does not constitute tax advice. Although we can give you information about your accounts, we are unable to give you tax advice. If you need more information to complete your tax return, please consult your accountant or tax adviser to obtain professional tax advice. You should retain your CHES statements, dividend statements, confirmation contract notes and bank account statements for income tax purposes. If there are any errors in this statement, please contact us on 13 13 31 (within Australia) or +61 2 8241 0208 (outside Australia), Monday to Friday between 8am and 7pm (AEST).



TRANSACTION SUMMARY

1 JULY 2021 - 30 JUNE 2022

SHARES - 6134027 - HIN 60970548

TSO PTY LTD <SUGAR BEAN SUPER FUND
A/C>

Total Buys and Sells

2021 - 2022 Financial Year

Total Buys (inc. Brokerage + GST)	\$226,255.51
Total Sells (inc. Brokerage + GST)	\$23,406.40

ACR - ACRUX LIMITED FPO (ORDINARY FULLY PAID)

Date	Type	Quantity	Unit Price	Trade Value	Brokerage+GST	GST	CNote	Total Value
24-Jan-2022	Buy	200,000	\$0.1000	\$20,000.00	\$22.00	\$2.00	37742367	\$20,022.00
12-Oct-2021	Buy	150,000	\$0.1200	\$18,000.00	\$19.95	\$1.81	37011172	\$18,019.95
06-Oct-2021	Buy	5,977	\$0.1250	\$747.13	\$0.83	\$0.08	36969054	\$747.96
05-Oct-2021	Buy	1,000	\$0.1250	\$125.00	\$0.13	\$0.01	36968498	\$125.13
04-Oct-2021	Buy	13,001	\$0.1250	\$1,625.13	\$1.79	\$0.16	36956166	\$1,626.92
01-Oct-2021	Buy	10,000	\$0.1250	\$1,250.00	\$1.38	\$0.13	36946559	\$1,251.38
30-Sep-2021	Buy	30,000	\$0.1250	\$3,750.00	\$3.42	\$0.31	36934059	\$3,753.42
29-Sep-2021	Buy	140,022	\$0.1250	\$17,502.75	\$19.95	\$1.81	36923200	\$17,522.70
23-Aug-2021	Buy	100,000	\$0.1200	\$12,000.00	\$19.95	\$1.81	36605316	\$12,019.95
13-Aug-2021	Buy	200,000	\$0.1250	\$25,000.00	\$27.50	\$2.50	36525905	\$25,027.50
Sub Total					\$116.90	\$10.62		\$100,116.91

EDV - ENDEAVOUR FPO (ORDINARY FULLY PAID)

Date	Type	Quantity	Unit Price	Trade Value	Brokerage+GST	GST	CNote	Total Value
21-Feb-2022	Sell	-2,447	\$7.1000	-\$17,373.70	\$19.95	\$1.81	37945839	-\$17,353.75
Sub Total					\$19.95	\$1.81		-\$17,353.75

ORG - ORIGIN ENERGY FPO (ORDINARY FULLY PAID)

Date	Type	Quantity	Unit Price	Trade Value	Brokerage+GST	GST	CNote	Total Value
03-Feb-2022	Sell	-1,047	\$5.8000	-\$6,072.60	\$19.95	\$1.81	37833631	-\$6,052.65
Sub Total					\$19.95	\$1.81		-\$6,052.65

PTM - PLATINUM ASSET FPO (ORDINARY FULLY PAID)

Date	Type	Quantity	Unit Price	Trade Value	Brokerage+GST	GST	CNote	Total Value
28-Mar-2022	Buy	60,000	\$2.1000	\$126,000.00	\$138.60	\$12.60	38210299	\$126,138.60
Sub Total					\$138.60	\$12.60		\$126,138.60

The transaction summary is only able to display information available to us. Transactions regarding corporate actions or stock transfers are not included and can be found on your statements as issued by the company or the share registry. Transactions for Issuer Sponsored holdings are not included in this summary. Links to some of the key share registries can be found below:

Computershare (<http://www.computershare.com/au/Pages/default.aspx>)
 Link Market Services (<https://investorcentre.linkmarketservices.com.au/Login.aspx/Login>)
 Automic Group Registrars (<https://www.automicgroup.com.au/>)
 Advanced Share Registry Services (<http://www.advancedshare.com.au/Home.aspx>)

DISCLAIMER

This statement relates to Westpac Share Trading activities which are provided through Westpac Securities Limited ABN 39 087 924 221, AFSL 233723 (Westpac Securities) by Australian Investment Exchange Limited (AUSIEX) ABN 71 076 515 930, AFSL 241400, a Market Participant of ASX Limited and Cboe Australia Pty Ltd, a Clearing Participant of ASX Clear Pty Limited and a Settlement Participant of ASX Settlement Pty Limited.

Information contained in this statement is believed to be accurate at the time the statement is generated. Westpac Securities and its related entities do not accept any liability for any errors or omissions contained in this statement, or any responsibility for any action taken in reliance on this statement. This statement is a summary document only and it is not intended to replace any document which contains information that may be required for taxation purposes. It does not constitute tax advice. Although we can give you information about your accounts, we are unable to give you tax advice. If you need more information to complete your tax return, please consult your accountant or tax adviser to obtain professional tax advice. You should retain your CHESS statements, dividend statements, confirmation contract notes and bank account statements for income tax purposes. If there are any errors in this statement, please contact us on 13 13 31 (within Australia) or +61 2 8241 0208 (outside Australia), Monday to Friday between 8am and 7pm (AEST).



INTEREST & ESTIMATED DIVIDEND SUMMARY

1 JULY 2021 - 30 JUNE 2022

SHARES - 6134027 - HIN 60970548

TSO PTY LTD <SUGAR BEAN SUPER FUND A/C>

Estimated Dividend Summary

ABP - ABACUS PROPERTY GRP. STAPLED (FULLY PAID ORDINARY/UNITS STAPLED SECURITIES)

Ex-div date	Payment Date	Type	Dividend per share	Units	Est. Unfranked Amount	Est. Franked Amount	Est. Total Dividend	Est. Franking Credit
30-Dec-2021	28-Feb-2022	Interim	\$0.0875	19,504	\$1,706.60	\$0.00	\$1,706.60	\$0.00
23-Aug-2021	30-Sep-2021	Interim	\$0.0050	18,974	\$94.87	\$0.00	\$94.87	\$0.00
29-Jun-2021	31-Aug-2021	Final	\$0.0850	18,974	\$1,612.79	\$0.00	\$1,612.79	\$0.00
Sub Total					\$3,414.26	\$0.00	\$3,414.26	\$0.00

ANZ - ANZ BANKING GRP LTD FPO (ORDINARY FULLY PAID)

Ex-div date	Payment Date	Type	Dividend per share	Units	Est. Unfranked Amount	Est. Franked Amount	Est. Total Dividend	Est. Franking Credit
08-Nov-2021	16-Dec-2021	Final	\$0.7200	5,585	\$0.00	\$4,021.20	\$4,021.20	\$1,723.37
10-May-2021	01-Jul-2021	Interim	\$0.7000	5,585	\$0.00	\$3,909.50	\$3,909.50	\$1,675.50
Sub Total					\$0.00	\$7,930.70	\$7,930.70	\$3,398.87

AWC - ALUMINA LIMITED FPO (ORDINARY FULLY PAID)

Ex-div date	Payment Date	Type	Dividend per share	Units	Est. Unfranked Amount	Est. Franked Amount	Est. Total Dividend	Est. Franking Credit
25-Feb-2022	17-Mar-2022	Final	\$0.0390	11,897	\$0.00	\$463.98	\$463.98	\$198.85
27-Aug-2021	15-Sep-2021	Interim	\$0.0465	11,897	\$0.00	\$553.01	\$553.01	\$237.00
Sub Total					\$0.00	\$1,016.99	\$1,016.99	\$435.85

BHP - BHP GROUP LIMITED FPO (ORDINARY FULLY PAID)

Ex-div date	Payment Date	Type	Dividend per share	Units	Est. Unfranked Amount	Est. Franked Amount	Est. Total Dividend	Est. Franking Credit
24-Feb-2022	28-Mar-2022	Interim	\$2.0806	7,800	\$0.00	\$16,228.36	\$16,228.36	\$6,955.01
02-Sep-2021	21-Sep-2021	Final	\$2.7153	7,800	\$0.00	\$21,179.11	\$21,179.11	\$9,076.76
Sub Total					\$0.00	\$37,407.47	\$37,407.47	\$16,031.77

CSL - CSL LIMITED FPO (ORDINARY FULLY PAID)

Ex-div date	Payment Date	Type	Dividend per share	Units	Est. Unfranked Amount	Est. Franked Amount	Est. Total Dividend	Est. Franking Credit
07-Mar-2022	06-Apr-2022	Interim	\$1.4229	608	\$865.13	\$0.00	\$865.13	\$0.00
02-Sep-2021	30-Sep-2021	Final	\$1.5897	490	\$701.02	\$77.91	\$778.93	\$33.39
Sub Total					\$1,566.15	\$77.91	\$1,644.06	\$33.39

EDV - ENDEAVOUR FPO (ORDINARY FULLY PAID)

Ex-div date	Payment Date	Type	Dividend per share	Units	Est. Unfranked Amount	Est. Franked Amount	Est. Total Dividend	Est. Franking Credit
01-Sep-2021	22-Sep-2021	Final	\$0.0700	2,447	\$0.00	\$171.29	\$171.29	\$73.41
Sub Total					\$0.00	\$171.29	\$171.29	\$73.41

LNK - LINK ADMIN HLDG FPO (ORDINARY FULLY PAID)

Ex-div date	Payment Date	Type	Dividend per share	Units	Est. Unfranked Amount	Est. Franked Amount	Est. Total Dividend	Est. Franking Credit
02-Mar-2022	08-Apr-2022	Interim	\$0.0300	38,508	\$0.00	\$1,155.24	\$1,155.24	\$495.10
31-Aug-2021	20-Oct-2021	Final	\$0.0550	38,508	\$0.00	\$2,117.94	\$2,117.94	\$907.69
Sub Total					\$0.00	\$3,273.18	\$3,273.18	\$1,402.79

MAM - MICROEQUITIES FPO (ORDINARY FULLY PAID)

Ex-div date	Payment Date	Type	Dividend per share	Units	Est. Unfranked Amount	Est. Franked Amount	Est. Total Dividend	Est. Franking Credit
16-Feb-2022	07-Mar-2022	Interim	\$0.0600	62,500	\$0.00	\$3,750.00	\$3,750.00	\$1,607.14
26-Aug-2021	08-Sep-2021	Final	\$0.0500	62,500	\$0.00	\$3,125.00	\$3,125.00	\$1,339.29
Sub Total					\$0.00	\$6,875.00	\$6,875.00	\$2,946.43

MPL - MEDIBANK PRIVATE LTD FPO (ORDINARY FULLY PAID)

Ex-div date	Payment Date	Type	Dividend per share	Units	Est. Unfranked Amount	Est. Franked Amount	Est. Total Dividend	Est. Franking Credit
04-Mar-2022	24-Mar-2022	Interim	\$0.0610	5,725	\$0.00	\$349.23	\$349.23	\$149.67
08-Sep-2021	30-Sep-2021	Final	\$0.0690	5,725	\$0.00	\$395.03	\$395.03	\$169.30
Sub Total					\$0.00	\$744.26	\$744.26	\$318.97

MTS - METCASH LIMITED FPO (ORDINARY FULLY PAID)

Ex-div date	Payment Date	Type	Dividend per share	Units	Est. Unfranked Amount	Est. Franked Amount	Est. Total Dividend	Est. Franking Credit
21-Dec-2021	28-Jan-2022	Interim	\$0.1050	38,000	\$0.00	\$3,990.00	\$3,990.00	\$1,710.00
01-Jul-2021	11-Aug-2021	Final	\$0.0950	38,000	\$0.00	\$3,610.00	\$3,610.00	\$1,547.14
Sub Total					\$0.00	\$7,600.00	\$7,600.00	\$3,257.14

ORG - ORIGIN ENERGY FPO (ORDINARY FULLY PAID)

Ex-div date	Payment Date	Type	Dividend per share	Units	Est. Unfranked Amount	Est. Franked Amount	Est. Total Dividend	Est. Franking Credit
07-Sep-2021	01-Oct-2021	Final	\$0.0750	1,030	\$77.25	\$0.00	\$77.25	\$0.00
Sub Total					\$77.25	\$0.00	\$77.25	\$0.00

PPT - PERPETUAL LIMITED FPO (ORDINARY FULLY PAID)

Ex-div date	Payment Date	Type	Dividend per share	Units	Est. Unfranked Amount	Est. Franked Amount	Est. Total Dividend	Est. Franking Credit
10-Mar-2022	01-Apr-2022	Interim	\$1.1200	735	\$0.00	\$823.20	\$823.20	\$352.80
02-Sep-2021	24-Sep-2021	Final	\$0.9600	718	\$0.00	\$689.28	\$689.28	\$295.41
Sub Total					\$0.00	\$1,512.48	\$1,512.48	\$648.21

RIO - RIO TINTO LIMITED FPO (ORDINARY FULLY PAID)

Ex-div date	Payment Date	Type	Dividend per share	Units	Est. Unfranked Amount	Est. Franked Amount	Est. Total Dividend	Est. Franking Credit
10-Mar-2022	21-Apr-2022	Final	\$6.6284	366	\$0.00	\$2,425.99	\$2,425.99	\$1,039.71
12-Aug-2021	23-Sep-2021	Interim	\$7.6006	339	\$0.00	\$2,576.60	\$2,576.60	\$1,104.26
Sub Total					\$0.00	\$5,002.59	\$5,002.59	\$2,143.97

WBC - WESTPAC BANKING CORP FPO (ORDINARY FULLY PAID)

Ex-div date	Payment Date	Type	Dividend per share	Units	Est. Unfranked Amount	Est. Franked Amount	Est. Total Dividend	Est. Franking Credit
19-May-2022	24-Jun-2022	Interim	\$0.6100	8,386	\$0.00	\$5,115.46	\$5,115.46	\$2,192.34
05-Nov-2021	21-Dec-2021	Final	\$0.6000	8,167	\$0.00	\$4,900.20	\$4,900.20	\$2,100.09
Sub Total					\$0.00	\$10,015.66	\$10,015.66	\$4,292.43

WOW - WOOLWORTHS GROUP LTD FPO (ORDINARY FULLY PAID)

Ex-div date	Payment Date	Type	Dividend per share	Units	Est. Unfranked Amount	Est. Franked Amount	Est. Total Dividend	Est. Franking Credit
03-Mar-2022	13-Apr-2022	Interim	\$0.3900	2,481	\$0.00	\$967.59	\$967.59	\$414.68
02-Sep-2021	08-Oct-2021	Final	\$0.5500	2,447	\$0.00	\$1,345.85	\$1,345.85	\$576.79
Sub Total					\$0.00	\$2,313.44	\$2,313.44	\$991.47

WPL - WOODSIDE PETROLEUM FPO (ORDINARY FULLY PAID)

Ex-div date	Payment Date	Type	Dividend per share	Units	Est. Unfranked Amount	Est. Franked Amount	Est. Total Dividend	Est. Franking Credit
24-Feb-2022	23-Mar-2022	Final	\$1.4616	484	\$0.00	\$707.41	\$707.41	\$303.17
30-Aug-2021	24-Sep-2021	Interim	\$0.4103	474	\$0.00	\$194.50	\$194.50	\$83.36
Sub Total					\$0.00	\$901.91	\$901.91	\$386.53
TOTAL					\$5,057.66	\$84,842.88	\$89,900.54	\$36,361.23

Estimated Interest Received

There are no transactions on this account for the given period.

TOTAL**\$0.00**

Interest Income Summary

Account	Interest
WBC DIY SUPER WORKING - 351159	\$5.56
TOTAL	\$5.56

NOTE:

The Total Fees and Charges amount shown in the Fees and Charges table in this statement does not include linked Cash Investment Account (CIA) or DIY Super Working account fees (as applicable). The Interest amount in the Interest and Estimated Dividends table in this statement shows the interest earned on funds held in your CIA or DIY Super Working account (as applicable). The Interest shown is net of any non-resident or TFN withholding tax (if applicable). Please refer to your CIA or DIY Super Working account bank statements for full details of your account transactions, including fees, interest and amounts deducted for applicable taxes (if any).

(1) This is an estimate prepared by AUSIEX based upon units that you hold in accordance with our records. Your actual entitlement will be determined by whether or not a company's share registry shows you as owning shares at the relevant record dates. Amounts that may have been withheld for failing to provide your tax file number to your share registries are not disclosed on this report.

Dividends are estimated by AUSIEX based on the total registered Units held on the Record Date of the dividend. The following fields are estimated in accordance with the calculations outlined below:

- (a) Units = Total registered units of security held on the Record Date of the dividend
- (b) Est. Unfranked Amount = Units X Dividend per security X Unfranked %
- (c) Est. Franked Amount = Units X Dividend per security X Franked %
- (d) Est. Franking Credit = (Est. Franked Amount X company tax rate)/(100 - company tax rate)
- (e) Est. Total Dividend = Units x Dividend per security

(2) If you have total franking credit amounts greater than \$5,000, in order to be eligible to claim the benefit of the franking credit, you must have held the security for at least 45 consecutive days, not including date of purchase and date of sale. Where the 45 day holding requirement has not been satisfied, the holding period rule (also known as the 45 day rule) may apply to deny the franking credits attached to the dividend received in respect of the particular security. If that situation applies to you please speak to your tax adviser.

Please refer to your dividend statement provided by the Share Registry for any foreign tax credits you may be entitled to and breakdown of any trust distribution you may have received.

For details of the components of your ASX listed trust distributions you will need to refer to the Annual Tax Statement issued by the trust manager.

DISCLAIMER

This statement relates to Westpac Share Trading activities which are provided through Westpac Securities Limited ABN 39 087 924 221, AFSL 233723 (Westpac Securities) by Australian Investment Exchange Limited (AUSIEX) ABN 71 076 515 930, AFSL 241400, a Market Participant of ASX Limited and Cboe Australia Pty Ltd, a Clearing Participant of ASX Clear Pty Limited and a Settlement Participant of ASX Settlement Pty Limited.

Information contained in this statement is believed to be accurate at the time the statement is generated. Westpac Securities and its related entities do not accept any liability for any errors or omissions contained in this statement, or any responsibility for any action taken in reliance on this statement. This statement is a summary document only and it is not intended to replace any document which contains information that may be required for taxation purposes. It does not constitute tax advice. Although we can give you information about your accounts, we are unable to give you tax advice. If you need more information to complete your tax return, please consult your accountant or tax adviser to obtain professional tax advice. You should retain your CHESS statements, dividend statements, confirmation contract notes and bank account statements for income tax purposes. If there are any errors in this statement, please contact us on 13 13 31 (within Australia) or +61 2 8241 0208 (outside Australia), Monday to Friday between 8am and 7pm (AEST).

GLOSSARY

Units	The number of registered securities that you own.
Unit Price	The Portfolio Valuation 'Unit Price' is calculated using a 'Reference' Price provided by the ASX which takes into account an adjustment to determine value at Close of Market if the Security does not trade in the Closing Single Price Auction on the Valuation Date. The Unit Price in the Transaction Summary is the average price paid for each unit of stock as detailed in your contract note.
Brokerage	The fee or charge that is paid by you when transacting a buy or sell.
Holder Identification Number (HIN)	When you are CHESS sponsored with a Broker you will be issued a unique number, called a HIN. Multiple holdings can be registered under the single HIN. A HIN starts with the letter X and usually followed by 10 numbers, e.g. X0001234567.
Dividend	A dividend is a payment made to shareholders from the company. This payment is a portion of the company's profits. ASX listed companies typically pay dividends twice a year, usually as an 'interim' dividend and a 'final dividend'. From time to time, a company may also pay a 'special' dividend.
Ex-dividend date	The ex-dividend date occurs two business days before the company's Record Date. To be entitled to a dividend a shareholder must have purchased the shares before the ex-dividend date. If you purchase shares on or after that date, the previous owner of the shares (and not you) is entitled to the dividend.
Interim dividend	A dividend paid during a year representing a return based on the previous six months' financial performance and the outlook for the future.
Final dividend	A dividend paid during a year representing a return based on the previous twelve months' financial performance.
Special dividend	A dividend paid by the company outside typical recurring (interim and final) dividend cycle.
Record date	The record date is the date the share registries use in determining who is entitled to a dividend or entitlement associated with a security. Those who held the security in the company and were on the register on the record date are eligible for the entitlement.
Payment date	The date on which a declared dividend is scheduled to be paid.
Unfranked dividend	Dividends which do not carry a franking credit.
Franked dividend	Franked dividends are paid to security holders out of profits on which the company has already paid tax.
Franking / Imputation Credit	A franking credit is your share of tax paid by a company on the profits from which your dividend are paid. They are also known as Imputation Credits.
Total subscriptions	Total subscriptions can include, but are not limited to: Westpac IRESS ViewPoint fees, Morningstar research subscription fees and trading alerts.
Other fees	Other fees can include, but are not limited to: Off market transfer fees, conditional trading fees (added as brokerage), rejection fees, early and late settlement fees, fail fees, SRN query, rebooking fees, cheque payment fee or cheque dishonour fees and the printing and posting of contract notes.
Corporate action (CA)	Any action initiated by the company or corporation, for the purpose of giving an entitlement to shareholders.

78200 - Units in Listed Unit Trusts (Australian)

2022 Financial Year

Preparer Shelley Lian

Reviewer Steven Lee

Status Completed

Account Code	Description	CY Units	CY Balance	LY Units	LY Balance	Change
ABP.AX1	Abacus Property Group	19968.000000	\$51,317.76	18974.000000	\$59,768.10	(14.14)%
TOTAL		CY Units	CY Balance	LY Units	LY Balance	
		19968.000000	\$51,317.76	18974.000000	\$59,768.10	

Supporting Documents

- Investment Movement Report [Report](#)

Standard Checklist

- Attach copies of Statements and Source Documentation
- Attach Investment Movement Report
- Ensure all Investments are valued correctly at June 30
- Ensure the investment is in accordance with the Fund's investment strategy
- Ensure the investment is in accordance with the SIS Act

Sugar Bean Super Fund

Investment Movement Report

As at 30 June 2022

Investment	Opening Balance		Additions		Disposals			Closing Balance		
	Units	Cost	Units	Cost	Units	Cost	Accounting Profit/(Loss)	Units	Cost	Market Value
Bank Accounts										
Westpac DIY Super Savings 35-1175		27,035.14		50,010.11		(30,040.00)			47,005.25	47,005.25
Westpac DIY Super Working 35-1159		39,921.99		536,122.39		(547,921.40)			28,122.98	28,122.98
		66,957.13		586,132.50		(577,961.40)			75,128.23	75,128.23
Real Estate Properties (Australian - Non Residential)										
SUGAS001_394SYDNEYRD - 394 Sydney Rd, Balgowlah	1.00	1,874,539.36						1.00	1,874,539.36	5,520,000.00
		1,874,539.36							1,874,539.36	5,520,000.00
Shares in Listed Companies (Australian)										
ACR.AX - Acrux Limited	1,475,733.80	279,851.43	850,000.00	100,116.91				2,325,733.80	379,968.34	120,938.16
AWC.AX - Alumina Limited	11,897.00	15,828.97						11,897.00	15,828.97	17,429.11
ANZ.AX - Australia And New Zealand Banking Group Limited	5,585.00	109,872.15						5,585.00	109,872.15	123,037.55
BHP.AX - BHP Group Limited	7,800.00	182,414.43						7,800.00	182,414.43	321,750.00
CSL.AX - CSL Limited	490.00	15,033.65	118.00	29,921.26				608.00	44,954.91	163,588.48
EDV.AX - Endeavour Group Limited			2,447.00	9,368.35	(2,447.00)	(9,368.35)	7,985.40		0.00	

Sugar Bean Super Fund

Investment Movement Report

As at 30 June 2022

Investment	Opening Balance		Additions		Disposals			Closing Balance		
	Units	Cost	Units	Cost	Units	Cost	Accounting Profit/(Loss)	Units	Cost	Market Value
FLT.AX - Flight Centre Travel Group Limited	25,520.00	307,806.78						25,520.00	307,806.78	443,027.20
LNK.AX - Link Administration Holdings Limited	38,508.00	148,746.42						38,508.00	148,746.42	145,945.32
MPL.AX - Medibank Private Limited	5,725.00	11,450.00						5,725.00	11,450.00	18,606.25
MTS.AX - Metcash Limited - Ordinary Fully Paid	38,000.00	44,407.18						38,000.00	44,407.18	161,120.00
MAM.AX - Microequities Asset Management Group Limited	62,500.00	50,000.00						62,500.00	50,000.00	40,000.00
ORG.AXW - Origin Energy Limited	1,030.00	13,011.83	17.00	77.25	(1,047.00)	(13,089.08)	(7,036.43)		0.00	
PPT.AX - Perpetual Limited	718.00	22,869.25	41.00	1,512.48				759.00	24,381.73	21,919.92
PTM.AX - Platinum Asset Management Limited			60,000.00	126,138.60				60,000.00	126,138.60	104,400.00
RIO.AX - RIO Tinto Limited	339.00	20,393.14	48.00	5,002.59				387.00	25,395.73	39,744.90
WEB.AX - Webjet Limited	78,688.00	206,417.17						78,688.00	206,417.17	420,193.92
WBC.AX - Westpac Banking Corporation	8,167.00	207,880.47	433.00	10,015.66				8,600.00	217,896.13	167,700.00
WDS.AX - Woodside Energy Group Ltd			1,916.00	61,351.34				1,916.00	61,351.34	61,005.44

Sugar Bean Super Fund

Investment Movement Report

As at 30 June 2022

Investment	Opening Balance		Additions		Disposals			Closing Balance		
	Units	Cost	Units	Cost	Units	Cost	Accounting Profit/(Loss)	Units	Cost	Market Value
WPL.AX - Woodside Petroleum Ltd	474.00	18,517.59	33.00	901.91	(507.00)	(19,419.50)			0.00	
WOW.AX - Woolworths Group Limited	2,447.00	66,020.81	61.00	2,313.44		(9,368.35)	0.00	2,508.00	58,965.90	89,284.80
		1,720,521.27		346,719.79		(51,245.28)	948.97		2,015,995.78	2,459,691.05

Units in Listed Unit Trusts (Australian)

ABP.AX1 - Abacus Property Group	18,974.00	47,275.11	994.00	3,414.25				19,968.00	50,689.36	51,317.76
		47,275.11		3,414.25					50,689.36	51,317.76

Units in Unlisted Unit Trusts (Australian)

SHSAGLOBALMICRO - Microequities Global Value Microcap Fund	311,256.00	354,369.37						311,256.00	354,369.37	380,977.34
SHSAMEHIVM - Microequities High Income Value Microcap Fund	147,308.00	196,845.21	4,345.00	8,012.97				151,653.00	204,858.18	243,130.09
PLA0004AU7 - Platinum Asia Fund	152,880.43	423,845.45	8,651.50	19,093.85				161,531.93	442,939.30	355,951.76
PLA0100AU3 - Platinum International Brands Fund	101,683.27	246,783.60	35,646.46	78,761.81				137,329.73	325,545.41	242,235.91
PLA0005AU4 - Platinum International Health Care	110,495.55	262,162.89	21,595.78	55,277.78				132,091.33	317,440.67	225,651.62
PLA0101AU1 - Platinum International Technology	32,501.68	61,203.21	5,291.15	9,644.18				37,792.83	70,847.39	68,813.18
PLA0003AU3 - Platinum Japan Fund										

Sugar Bean Super Fund

Investment Movement Report

As at 30 June 2022

Investment	Opening Balance		Additions		Disposals			Closing Balance		Market Value
	Units	Cost	Units	Cost	Units	Cost	Accounting Profit/(Loss)	Units	Cost	
	57,306.37	256,579.45	6,581.88	24,953.21				63,888.25	281,532.66	241,848.97
SHSASMBCFD - Smallco Broadcap Fund	137,417.56	217,206.11	9,616.22	19,978.65				147,033.78	237,184.76	247,413.74
		2,018,995.29		215,722.45					2,234,717.74	2,006,022.61
		5,728,288.16		1,151,988.99		(629,206.68)	948.97		6,251,070.47	10,112,159.65

78400 - Units in Unlisted Unit Trusts (Australian)

2022 Financial Year

Preparer Shelley Lian

Reviewer Steven Lee

Status Completed

Account Code	Description	CY Units	CY Balance	LY Units	LY Balance	Change
PLA0003AU3	Platinum Japan Fund	63888.250000	\$241,848.97	57306.370000	\$262,079.22	(7.72)%
PLA0004AU7	Platinum Asia Fund	161531.930000	\$355,951.76	152880.430000	\$416,186.39	(14.47)%
PLA0005AU4	Platinum International Health Care	132091.330000	\$225,651.62	110495.550000	\$291,487.26	(22.59)%
PLA0100AU3	Platinum International Brands Fund	137329.730000	\$242,235.91	101683.270000	\$263,471.52	(8.06)%
PLA0101AU1	Platinum International Technology	37792.830000	\$68,813.18	32501.680000	\$84,715.63	(18.77)%
SHSAGLOBALMICRO	Microequities Global Value Microcap Fund	311256.000000	\$380,977.34	311256.000000	\$530,691.48	(28.21)%
SHSAMEHIVM	Microequities High Income Value Microcap Fund	151653.000000	\$243,130.09	147308.000000	\$253,458.14	(4.07)%
SHSASMBCFD	Smallco Broadcap Fund	147033.780000	\$247,413.74	137417.560000	\$304,091.32	(18.64)%
TOTAL		CY Units	CY Balance	LY Units	LY Balance	
		1142576.850000	\$2,006,022.61	1050848.860000	\$2,406,180.96	

Supporting Documents

- Investment Movement Report [Report](#)
- AMMA stats_Platinum.pdf
- Distribution_Smallco.pdf [SHSASMBCFD](#)

Standard Checklist

- Attach copies of Statements and Source Documentation
- Attach Investment Movement Report
- Ensure all Investments are valued correctly at June 30
- Ensure the investment is in accordance with the Fund's investment strategy
- Ensure the investment is in accordance with the SIS Act

Sugar Bean Super Fund

Investment Movement Report

As at 30 June 2022

Investment	Opening Balance		Additions		Disposals			Closing Balance		
	Units	Cost	Units	Cost	Units	Cost	Accounting Profit/(Loss)	Units	Cost	Market Value
Bank Accounts										
Westpac DIY Super Savings 35-1175		27,035.14		50,010.11		(30,040.00)			47,005.25	47,005.25
Westpac DIY Super Working 35-1159		39,921.99		536,122.39		(547,921.40)			28,122.98	28,122.98
		66,957.13		586,132.50		(577,961.40)			75,128.23	75,128.23
Real Estate Properties (Australian - Non Residential)										
SUGAS001_394SYDNEYRD - 394 Sydney Rd, Balgowlah	1.00	1,874,539.36						1.00	1,874,539.36	5,520,000.00
		1,874,539.36							1,874,539.36	5,520,000.00
Shares in Listed Companies (Australian)										
ACR.AX - Acrux Limited	1,475,733.80	279,851.43	850,000.00	100,116.91				2,325,733.80	379,968.34	120,938.16
AWC.AX - Alumina Limited	11,897.00	15,828.97						11,897.00	15,828.97	17,429.11
ANZ.AX - Australia And New Zealand Banking Group Limited	5,585.00	109,872.15						5,585.00	109,872.15	123,037.55
BHP.AX - BHP Group Limited	7,800.00	182,414.43						7,800.00	182,414.43	321,750.00
CSL.AX - CSL Limited	490.00	15,033.65	118.00	29,921.26				608.00	44,954.91	163,588.48
EDV.AX - Endeavour Group Limited			2,447.00	9,368.35	(2,447.00)	(9,368.35)	7,985.40		0.00	

Sugar Bean Super Fund

Investment Movement Report

As at 30 June 2022

Investment	Opening Balance		Additions		Disposals			Closing Balance		
	Units	Cost	Units	Cost	Units	Cost	Accounting Profit/(Loss)	Units	Cost	Market Value
FLT.AX - Flight Centre Travel Group Limited	25,520.00	307,806.78						25,520.00	307,806.78	443,027.20
LNK.AX - Link Administration Holdings Limited	38,508.00	148,746.42						38,508.00	148,746.42	145,945.32
MPL.AX - Medibank Private Limited	5,725.00	11,450.00						5,725.00	11,450.00	18,606.25
MTS.AX - Metcash Limited - Ordinary Fully Paid	38,000.00	44,407.18						38,000.00	44,407.18	161,120.00
MAM.AX - Microequities Asset Management Group Limited	62,500.00	50,000.00						62,500.00	50,000.00	40,000.00
ORG.AXW - Origin Energy Limited	1,030.00	13,011.83	17.00	77.25	(1,047.00)	(13,089.08)	(7,036.43)		0.00	
PPT.AX - Perpetual Limited	718.00	22,869.25	41.00	1,512.48				759.00	24,381.73	21,919.92
PTM.AX - Platinum Asset Management Limited			60,000.00	126,138.60				60,000.00	126,138.60	104,400.00
RIO.AX - RIO Tinto Limited	339.00	20,393.14	48.00	5,002.59				387.00	25,395.73	39,744.90
WEB.AX - Webjet Limited	78,688.00	206,417.17						78,688.00	206,417.17	420,193.92
WBC.AX - Westpac Banking Corporation	8,167.00	207,880.47	433.00	10,015.66				8,600.00	217,896.13	167,700.00
WDS.AX - Woodside Energy Group Ltd			1,916.00	61,351.34				1,916.00	61,351.34	61,005.44

Sugar Bean Super Fund

Investment Movement Report

As at 30 June 2022

Investment	Opening Balance		Additions		Disposals			Closing Balance		
	Units	Cost	Units	Cost	Units	Cost	Accounting Profit/(Loss)	Units	Cost	Market Value
WPL.AX - Woodside Petroleum Ltd	474.00	18,517.59	33.00	901.91	(507.00)	(19,419.50)			0.00	
WOW.AX - Woolworths Group Limited	2,447.00	66,020.81	61.00	2,313.44		(9,368.35)	0.00	2,508.00	58,965.90	89,284.80
		1,720,521.27		346,719.79		(51,245.28)	948.97		2,015,995.78	2,459,691.05

Units in Listed Unit Trusts (Australian)

ABP.AX1 - Abacus Property Group	18,974.00	47,275.11	994.00	3,414.25				19,968.00	50,689.36	51,317.76
		47,275.11		3,414.25					50,689.36	51,317.76

Units in Unlisted Unit Trusts (Australian)

SHSAGLOBALMICRO - Microequities Global Value Microcap Fund	311,256.00	354,369.37						311,256.00	354,369.37	380,977.34
SHSAMEHIVM - Microequities High Income Value Microcap Fund	147,308.00	196,845.21	4,345.00	8,012.97				151,653.00	204,858.18	243,130.09
PLA0004AU7 - Platinum Asia Fund	152,880.43	423,845.45	8,651.50	19,093.85				161,531.93	442,939.30	355,951.76
PLA0100AU3 - Platinum International Brands Fund	101,683.27	246,783.60	35,646.46	78,761.81				137,329.73	325,545.41	242,235.91
PLA0005AU4 - Platinum International Health Care	110,495.55	262,162.89	21,595.78	55,277.78				132,091.33	317,440.67	225,651.62
PLA0101AU1 - Platinum International Technology	32,501.68	61,203.21	5,291.15	9,644.18				37,792.83	70,847.39	68,813.18
PLA0003AU3 - Platinum Japan Fund										

Sugar Bean Super Fund

Investment Movement Report

As at 30 June 2022

Investment	Opening Balance		Additions		Disposals			Closing Balance		Market Value
	Units	Cost	Units	Cost	Units	Cost	Accounting Profit/(Loss)	Units	Cost	
	57,306.37	256,579.45	6,581.88	24,953.21				63,888.25	281,532.66	241,848.97
SHSASMBCFD - Smallco Broadcap Fund	137,417.56	217,206.11	9,616.22	19,978.65				147,033.78	237,184.76	247,413.74
		2,018,995.29		215,722.45					2,234,717.74	2,006,022.61
		5,728,288.16		1,151,988.99		(629,206.68)	948.97		6,251,070.47	10,112,159.65

TSO Pty Ltd ATF Sugar Bean Super Fund
Ground Floor 394 Sydney Rd
BALGOWLAH NSW 2093

14 July 2022

Dear Investor

2022 Attribution Managed Investment Trust ("AMIT") Member Annual Statement ("AMMA Statement")

Please find enclosed your Attribution Managed Investment Trust ("AMIT") Member Annual Statement ("AMMA Statement") in respect of your investment in the Platinum Trust Funds ("Funds"). If you are invested in more than one Fund, we have for convenience also enclosed a summary report which consolidates the AMMA Statements.

The distribution amount attributed to you is primarily influenced by the:

- level of realised gains made on equities; and
- level of realised gains made on derivative contracts (including currency hedging contracts).

Some further information is provided below on the components titled "Australian Source Income", "Foreign Source Income" and "Capital Gains - NTAP", which may appear on the AMMA Statement:

Australian Source Income:

- a) Franked Dividends - represents franked dividend income after allocation of deductions. The franking credit tax offset amount is the amount of franking credits excluding any deductions. Franked dividend income may be less than the franking credit tax offset due to deductions.
- b) Other Income - includes gains relating to derivative contracts.

Foreign Source Income:

- c) Foreign Source Income - includes non-AUD interest, dividends and gains relating to derivative contracts.

Capital Gains - Non-Taxable Australian Property (NTAP):

- d) Other - represents capital gains realised on assets disposed of and not held for more than 12 months.
- e) Discount - represents 50% of the capital gains on disposal of assets that have been held for more than 12 months.
- f) Other Capital Gains Distribution - represents the total amount of cash distributed in relation to all capital gains not already reflected in the capital gain amounts above.
- g) AMIT CGT Gross Up Amount - the gross up of the Discount Capital Gains.
- h) Offset for Capital Gains - NTAP - capital gains tax may be applied by foreign tax authorities on disposals of investments held in the relevant foreign jurisdiction. Where such amounts are applied, investors may be entitled to a foreign income tax offset in respect of the taxes paid. Such tax offsets have been recorded against capital gains - NTAP in the AMMA Statement.

The tax treatment of capital gains and losses is complex, and how it applies to you will depend on the type of taxpayer that you are (e.g. an individual, superannuation fund, trust or company) and your specific tax circumstances.

If you elected the 'fixed cash distribution' option*, a Fixed Cash Distribution Summary is enclosed and sets out how this option was applied to your distribution.

We have also prepared some information in relation to the completion of your 2022 tax return. The information is enclosed with this letter and your AMMA Statement. The information has been prepared with only Australian tax resident individuals in mind and assumes that the Platinum Trust Funds are your only investment. It is not relevant for superannuation funds, trusts or corporations. Neither this letter nor the additional information, constitute taxation advice or any other professional advice. Platinum strongly recommends that you obtain professional advice from an accountant or tax adviser regarding the completion of your 2022 tax return and your particular tax circumstances.

Please also note that if you withdrew any units in one or more of the Funds during the period 1 July 2021 to 30 June 2022, you will shortly receive a separate Withdrawal Capital Gains Tax (CGT) Statement showing a summary of your capital gains and losses for the 2022 financial year.

If you have further questions, please contact Platinum's Investor Services on 1300 726 700 (Australia only), 02 9255 7500 or email, invest@platinum.com.au

Yours faithfully



Andrew Clifford
Chief Executive Officer
Platinum Asset Management

*www.platinum.com.au/fixedcashdistribution

INFORMATION REGARDING THE COMPLETION OF YOUR 2022 TAX RETURN - ONLY FOR INDIVIDUAL AUSTRALIAN TAX RESIDENTS

This information assumes you are an individual Australian tax resident. This information is not relevant if you are a corporation, superannuation fund or trust. This information makes a number of assumptions, including that the Platinum Trust Funds are your only investment. These assumptions may not be relevant to you.

When completing your tax return for the 2021/2022 financial year, you should read the ATO's 'Individual tax return instructions 2022' and 'Individual tax return instructions supplement 2022'. You should also refer to the ATO guides 'Guide to capital gains tax 2022', 'Personal investors guide to capital gains tax 2022', 'Foreign income return form guide 2022' and 'Guide to foreign income tax offset rules 2022'.

2022 INDIVIDUAL TAX RETURN INFORMATION (SUPPLEMENTARY SECTION) FOR:

Account Name: TSO Pty Ltd ATF Sugar Bean Super Fund
Account Number: 81917

The figures shown below are derived from the enclosed Attribution Managed Investment Trust ("AMIT") Member Annual Statement ("AMMA Statement") or the consolidated AMMA Statement if you hold units in more than one Fund.

<u>COMPONENT</u>	<u>AMOUNT (A\$)</u>	<u>TAX RETURN LABEL</u>
<u>AUSTRALIAN SOURCE INCOME</u>		
<u>Non-Primary Production Income</u>		
Interest	17.56	
Other Income	16,767.91	
Total	<u>16,785.47</u>	13U
<u>FOREIGN SOURCE INCOME</u>		
<u>Foreign Source Income (Gross of Foreign Income Tax Offsets)</u>		
Assessable Foreign Source Income	46,099.27	20E
Other Net Foreign Source Income ¹	46,099.27	20M
<u>Foreign Income Tax Offsets ²</u>		
Tax Paid - Foreign Source Income	1,817.25	
Tax Paid - Capital Gains - NTAP - Discount	7.34	
	<u>1,824.59</u>	20O
<u>Capital Gains - NTAP ³</u>		
Discount Capital Gains - <i>multiplied by 2</i> (Attribution amount)	26,670.68	
Gross Capital Gains - <i>sum of Discount Capital Gains (multiplied by 2) and Capital Gains Other</i>	26,670.68	18H
Net Capital Gains	13,335.34	18A

Additional Capital Gains Tax Information

The references to the AMMA Statement to "Other Capital Gains Distribution - NTAP" and "AMIT CGT Gross Up Amount", refer to the non-taxable amounts of the Capital Gains. Neither of these are disclosed in your tax return.

¹ The 'Other Net Foreign Source Income' is derived by taking the amount in 20E 'Assessable Foreign Source Income' and deducting any expenses applied against the 'Assessable Foreign Source Income'. It assumes that you have no deductible expenses to apply against the 'Assessable Foreign Source Income'. As a result, 'Other Net Foreign Source Income' is the same as the 'Assessable Foreign Source Income'.

If you have deductible expenses applied against the 'Assessable Foreign Source Income' you should follow the instructions in the 'Individual tax return instructions supplement 2022'.

If you have derived foreign income or losses from other sources, the above amounts should be adjusted in order to take such additional income or losses into account.

² The amount of 'Foreign Income Tax Offsets' you are entitled to will depend on the amount of foreign tax offsets you have received from all sources. If the amount does not exceed \$1,000, you should be entitled to an offset for the full amount received. If the amount is more than \$1,000 you should do one of the following:

- * simply claim a tax offset of \$1,000; or
- * calculate the amount of foreign income tax offset to which you are entitled. Refer to the ATO publication 'Guide to foreign income tax offset rules 2022'.

³ It is assumed that you have no brought forward Capital Losses and no other Capital Gains Tax (CGT) events such as sale of shares, sale of units in managed funds or distributions from managed funds in the 2021/2022 financial year.

If this is not the case and you are an individual Australian tax resident, you should refer to the ATO publications 'Guide to capital gains tax 2022' and 'Personal investors guide to capital gains tax 2022' for guidance on calculating your gross capital gain and net capital gain or loss for the 2021/2022 financial year.

Important Notice

This information is not in any way intended to constitute taxation or any other professional advice. This information has been provided to you for informational purposes only and should not be relied upon. A number of assumptions have been made in the preparation of this information which may not be relevant to you. This information has not been prepared with your personal circumstances in mind. Platinum Investment Management Limited strongly recommends that you obtain professional advice from an accountant or tax adviser regarding the completion of your 2022 tax return and your particular tax circumstances.

To the maximum extent permitted by the law, no liability is accepted by Platinum Investment Management Limited, any company in the Platinum Group® or any of their respective directors, officers or employees for any loss or damage arising as a result of any reliance placed on this information.

TSO Pty Ltd ATF Sugar Bean Super Fund
Ground Floor 394 Sydney Rd
BALGOWLAH NSW 2093

Account Number 81917

Consolidated AMMA Statement

As at 30 June 2022

Distribution Components	Cash Distribution (\$)	Tax Paid or Offsets (\$)	Attribution Amount (\$)
Australian Source Income			
Interest	17.56	0.00	17.56
Other Income	16,767.91	0.00	16,767.91
Foreign Source Income			
Foreign Source Income	44,282.02	1,817.25	46,099.27
Capital Gains - NTAP ¹			
Discount ²	13,328.00	7.34	13,335.34
Net Capital Gains	13,328.00	7.34	13,335.34
Other Capital Gains Distribution NTAP ³	13,335.34		
AMIT CGT Gross Up Amount ⁴			13,335.34
Total Current Year Capital Gains	26,663.34	7.34	26,670.68
Totals	87,730.83	1,824.59	89,555.42
Less Non-resident Withholding Amount	0.00		
Less TFN Amounts Withheld	0.00		
Less Performance Fee	0.00		
Net Distribution	87,730.83		

¹ Capital gains distributed to non-residents may include both Australian and foreign capital gains; such gains continue to be exempt from Australian tax as they are not in relation to taxable Australian property. These capital gains are therefore labelled above as non-taxable Australian property (NTAP).

² (Australians Only) The amount in the 'Attribution (\$)' column needs to be increased by the AMIT CGT Gross Up Amount and offset by any capital losses you may choose to apply before applying your appropriate discount concession (ie 50% for individuals and trusts and 33.3% for complying superannuation entities).

³ This represents the total amount of cash distributed in relation to all capital gains not already reflected in the capital gain amounts above.

⁴ AMIT CGT Gross Up Amount represents the gross up of the Discount Capital Gains.

The AMIT cost base net amount is nil.

Please retain for your tax records

Platinum Asia Fund - C Class

TSO Pty Ltd ATF Sugar Bean Super Fund
Ground Floor 394 Sydney Rd
BALGOWLAH NSW 2093

Account Number 81917
Units Held Post Distribution 161,531.93
Distribution Rate \$0.124894
Distribution Date 30 June 2022

AMMA Statement

As at 30 June 2022

Components	Rate (\$/Unit)	Cash Distribution (\$)	Tax Paid or Offsets (\$)	Attribution Amount (\$)
Foreign Source Income				
Foreign Source Income	0.073102	11,175.87	482.95	11,658.82
Capital Gains - NTAP¹				
Discount ²	0.025872	3,955.32	7.34	3,962.66
Net Capital Gains		3,955.32	7.34	3,962.66
Other Capital Gains Distribution NTAP ³ AMIT CGT Gross Up Amount ⁴	0.025920	3,962.66		3,962.66
Total Current Year Capital Gains		7,917.98	7.34	7,925.32
Totals	0.124894	19,093.85	490.29	19,584.14
Less Non-resident Withholding Amount		0.00		
Less TFN Amounts Withheld		0.00		
Less Performance Fee		0.00		
Net Distribution		19,093.85		

Distribution amount re-invested into this fund:

Reinvestment price as at 30 June 2022	\$2.2070
Units from Reinvestment	8,651.50

1 Capital gains distributed to non-residents may include both Australian and foreign capital gains; such gains continue to be exempt from Australian tax as they are not in relation to taxable Australian property. These capital gains are therefore labelled above as non-taxable Australian property (NTAP).

2 (Australians Only) The amount in the 'Attribution (\$)' column needs to be increased by the AMIT CGT Gross Up Amount and offset by any capital losses you may choose to apply before applying your appropriate discount concession (ie 50% for individuals and trusts and 33.3% for complying superannuation entities).

3 This represents the total amount of cash distributed in relation to all capital gains not already reflected in the capital gain amounts above.

4 AMIT CGT Gross Up Amount represents the gross up of the Discount Capital Gains.

The AMIT cost base net amount is nil.

Please retain for your tax records

Platinum Japan Fund - C Class

TSO Pty Ltd ATF Sugar Bean Super Fund
Ground Floor 394 Sydney Rd
BALGOWLAH NSW 2093

Account Number 81917
Units Held Post Distribution 63,888.25
Distribution Rate \$0.435435
Distribution Date 30 June 2022

AMMA Statement

As at 30 June 2022

Components	Rate (\$/Unit)	Cash Distribution (\$)	Tax Paid or Offsets (\$)	Attribution Amount (\$)
Australian Source Income				
Interest	0.000146	8.37	0.00	8.37
Other Income	0.206503	11,833.94	0.00	11,833.94
Foreign Source Income				
Foreign Source Income	0.036176	2,073.12	655.81	2,728.93
Capital Gains - NTAP¹				
Discount ²	0.096305	5,518.89	0.00	5,518.89
Net Capital Gains		5,518.89	0.00	5,518.89
Other Capital Gains Distribution NTAP ³ AMIT CGT Gross Up Amount ⁴	0.096305	5,518.89		5,518.89
Total Current Year Capital Gains		11,037.78	0.00	11,037.78
Totals	0.435435	24,953.21	655.81	25,609.02
Less Non-resident Withholding Amount		0.00		
Less TFN Amounts Withheld		0.00		
Less Performance Fee		0.00		
Net Distribution		24,953.21		

Distribution amount re-invested into this fund:

Reinvestment price as at 30 June 2022	\$3.7912
Units from Reinvestment	6,581.88

- 1 Capital gains distributed to non-residents may include both Australian and foreign capital gains; such gains continue to be exempt from Australian tax as they are not in relation to taxable Australian property. These capital gains are therefore labelled above as non-taxable Australian property (NTAP).
- 2 (Australians Only) The amount in the 'Attribution (\$)' column needs to be increased by the AMIT CGT Gross Up Amount and offset by any capital losses you may choose to apply before applying your appropriate discount concession (ie 50% for individuals and trusts and 33.3% for complying superannuation entities).
- 3 This represents the total amount of cash distributed in relation to all capital gains not already reflected in the capital gain amounts above.
- 4 AMIT CGT Gross Up Amount represents the gross up of the Discount Capital Gains.

The AMIT cost base net amount is nil.

Please retain for your tax records

Platinum International Brands Fund - C Class

 TSO Pty Ltd ATF Sugar Bean Super Fund
 Ground Floor 394 Sydney Rd
 BALGOWLAH NSW 2093

 Account Number 81917
 Units Held Post Distribution 137,329.73
 Distribution Rate \$0.237605
 Distribution Date 30 June 2022

AMMA Statement
As at 30 June 2022

Components	Rate (\$/Unit)	Cash Distribution (\$)	Tax Paid or Offsets (\$)	Attribution Amount (\$)
Australian Source Income				
Interest	0.000012	1.45	0.00	1.45
Other Income	0.028031	3,393.12	0.00	3,393.12
Foreign Source Income				
Foreign Source Income	0.196044	23,730.90	367.26	24,098.16
Capital Gains - NTAP¹				
Discount ²	0.006759	818.17	0.00	818.17
Net Capital Gains		818.17	0.00	818.17
Other Capital Gains Distribution NTAP ³	0.006759	818.17		818.17
AMIT CGT Gross Up Amount ⁴				818.17
Total Current Year Capital Gains		1,636.34	0.00	1,636.34
Totals	0.237605	28,761.81	367.26	29,129.07
Less Non-resident Withholding Amount		0.00		
Less TFN Amounts Withheld		0.00		
Less Performance Fee		0.00		
Net Distribution		28,761.81		

Distribution amount re-invested into this fund:

Reinvestment price as at 30 June 2022	\$1.7666
Units from Reinvestment	16,280.88

- Capital gains distributed to non-residents may include both Australian and foreign capital gains; such gains continue to be exempt from Australian tax as they are not in relation to taxable Australian property. These capital gains are therefore labelled above as non-taxable Australian property (NTAP).
- (Australians Only) The amount in the 'Attribution (\$)' column needs to be increased by the AMIT CGT Gross Up Amount and offset by any capital losses you may choose to apply before applying your appropriate discount concession (ie 50% for individuals and trusts and 33.3% for complying superannuation entities).
- This represents the total amount of cash distributed in relation to all capital gains not already reflected in the capital gain amounts above.
- AMIT CGT Gross Up Amount represents the gross up of the Discount Capital Gains.

The AMIT cost base net amount is nil.

Please retain for your tax records

Platinum International Health Care Fund - C Class

TSO Pty Ltd ATF Sugar Bean Super Fund
 Ground Floor 394 Sydney Rd
 BALGOWLAH NSW 2093

Account Number 81917
 Units Held Post Distribution 132,091.33
 Distribution Rate \$0.040911
 Distribution Date 30 June 2022

AMMA Statement

As at 30 June 2022

Components	Rate (\$/Unit)	Cash Distribution (\$)	Tax Paid or Offsets (\$)	Attribution Amount (\$)
Australian Source Income				
Interest	0.000060	7.74	0.00	7.74
Other Income	0.011944	1,540.85	0.00	1,540.85
Foreign Source Income				
Foreign Source Income	0.028907	3,729.19	210.67	3,939.86
Totals	0.040911	5,277.78	210.67	5,488.45
Less Non-resident Withholding Amount		0.00		
Less TFN Amounts Withheld		0.00		
Less Performance Fee		0.00		
Net Distribution		5,277.78		
Distribution amount re-invested into this fund:				
Reinvestment price as at 30 June 2022		\$1.7109		
Units from Reinvestment		3,084.80		

The AMIT cost base net amount is nil.

Please retain for your tax records

Platinum International Technology Fund - C Class

TSO Pty Ltd ATF Sugar Bean Super Fund
Ground Floor 394 Sydney Rd
BALGOWLAH NSW 2093

Account Number 81917
Units Held Post Distribution 37,792.83
Distribution Rate \$0.296729
Distribution Date 30 June 2022

AMMA Statement

As at 30 June 2022

Components	Rate (\$/Unit)	Cash Distribution (\$)	Tax Paid or Offsets (\$)	Attribution Amount (\$)
Foreign Source Income				
Foreign Source Income	0.109931	3,572.94	100.56	3,673.50
Capital Gains - NTAP¹				
Discount ²	0.093399	3,035.62	0.00	3,035.62
Net Capital Gains		3,035.62	0.00	3,035.62
Other Capital Gains Distribution NTAP ³ AMIT CGT Gross Up Amount ⁴	0.093399	3,035.62		3,035.62
Total Current Year Capital Gains		6,071.24	0.00	6,071.24
Totals	0.296729	9,644.18	100.56	9,744.74
Less Non-resident Withholding Amount		0.00		
Less TFN Amounts Withheld		0.00		
Less Performance Fee		0.00		
Net Distribution		9,644.18		

Distribution amount re-invested into this fund:

Reinvestment price as at 30 June 2022	\$1.8227
Units from Reinvestment	5,291.15

¹ Capital gains distributed to non-residents may include both Australian and foreign capital gains; such gains continue to be exempt from Australian tax as they are not in relation to taxable Australian property. These capital gains are therefore labelled above as non-taxable Australian property (NTAP).

² (Australians Only) The amount in the 'Attribution (\$)' column needs to be increased by the AMIT CGT Gross Up Amount and offset by any capital losses you may choose to apply before applying your appropriate discount concession (ie 50% for individuals and trusts and 33.3% for complying superannuation entities).

³ This represents the total amount of cash distributed in relation to all capital gains not already reflected in the capital gain amounts above.

⁴ AMIT CGT Gross Up Amount represents the gross up of the Discount Capital Gains.

The AMIT cost base net amount is nil.

Please retain for your tax records



TSO Pty Ltd ATF Sugar Bean Super Fund
 G/F Suite 1
 394 Sydney Road
 BALGOWLAH NSW 2093

21 July 2022
Investor No. 800013

Smallco Investment Manager Limited Statement for period 01 July 2021 to 30 June 2022

Summary of your Investments as at 30 June 2022

Portfolio Name	Units	Unit Price	Market Value
Smallco Broadcap Fund	147,033.78	\$1.6827	\$247,413.74

Details of your transactions for the period 01 July 2021 to 30 June 2022

Smallco Broadcap Fund

Effective Date	Description	Amount	Unit Price	Number of Units	Unit Balance
01 Jul 21	Opening Balance	\$284,207.00	\$2.0682		137,417.56
01 Jul 21	Distribution Reinvestment	\$19,978.66	\$2.0776	9,616.22	147,033.78
30 Jun 22	Distribution	\$15,718.96			147,033.78
30 Jun 22	Closing Balance	\$247,413.74	\$1.6827		147,033.78
Total		\$19,978.66		9,616.22	
Return On Investment					<u>(\$41,052.96)</u>



Total fees you paid for the period of 01 July 2021 to 30 June 2022

Smallco Broadcap Fund

Fees and Costs Summary

Fees deducted directly from your account

This amount has been deducted directly from your account (reflected in the transactions listed on this statement). **\$0.00**

Fees and costs deducted from your investment

This approximate amount has been deducted from your investment and covers amounts that have reduced the return on your investment and that are not reflected as transactions listed on this statement or in the Additional explanation of fees and costs. **\$7,451.69**

TOTAL FEES AND COSTS YOU PAID

This approximate amount includes all the fees and costs that affected your investment during the period. **\$7,451.69**

Additional Explanation of Fees and Costs

There are no additional fees and costs deducted from your account.

Complaints Resolution:

The Responsible Entity has a formal process to deal with complaints and is committed to resolving complaints fairly and efficiently. If you have a complaint, please direct these to:

Smallco Investment Manager Limited
GPO Box 4564
Sydney
NSW
Australia
Telephone: 02 8526 1000
Fax: 02 8256 1010
Email: complaints@smallco.com.au

If you are not satisfied with the resolution of your complaint, you can refer your complaint to the Australian Financial Complaints Authority (AFCA).

Website: www.afca.org.au

Telephone: 1800 931 678

Email: info@afca.org.au

In writing to: Australian Financial Complaints Authority, GPO Box 3, Melbourne VIC 3001

Please keep this statement as a record of your transactions for the period.

TSO Pty Ltd ATF Sugar Bean Super Fund
G/F Suite 1
394 Sydney Road
BALGOWLAH NSW 2093

Part A: Your details

Investor No. 800013

TFN/ABN status. Quoted

You are recorded as being a Superannuation Fund

Tax residency at statement date Australia

Smallco Broadcap Fund
Attribution Managed Investment Trust Member Annual Statement
for the year ended 30 June 2022

Part B: Summary of 2022 tax return information (supplementary section) items for a resident individual

Item	Amount	Tax return label
Share of net income from trusts, less capital gains, foreign income and franked distributions	0.00	13U
Franked distributions from trusts	2,546.09	13C
Share of franking credit from franked dividends	2,546.09	13Q
Share of credit for tax file number amounts withheld from interest, dividends and unit trust distributions	0.00	13R
Share of credit for foreign resident withholding amounts (excluding capital gains)	0.00	13A
Net capital gain	7,510.22	18A
Total current year capital gains	15,020.44	18H
CFC income	0.00	19K
Assessable foreign source income	0.00	20E
Other net foreign source income	0.00	20M
Australian franking credits from a New Zealand franking company	0.00	20F
Foreign income tax offset*	0.00	20O

*To work out your foreign income tax offset (FITO) entitlement, see 20 Foreign source income and foreign assets or property or the Guide to foreign tax offset rules 2022.

Capital gains tax information – Additional information for item 18	Amount	
Capital gains - Discounted method	15,020.44	(grossed up amount)
Capital gains - Other method	0.00	
Total current year capital gains	15,020.44	



Part C: Components of attribution

	Cash distributions	Tax paid or franking credit gross up	Attributable amount
Australian income			
Interest (subject to non-resident withholding tax)			0.00
Interest (not subject to non-resident withholding tax)			0.00
Dividends - Unfranked amount declared to be CFI			0.00
Dividends - Unfranked amount not declared to be CFI			0.00
Other assessable Australian income (Other)			0.00
Other assessable Australian income (NCMI)			0.00
Other assessable Australian income (Excluded from NCMI)			0.00
Other assessable Australian income (CBMI)			0.00
Non-primary production income			0.00
Dividends - Franked amount (Franked distributions)		2,546.09	2,546.09
Capital gains			
Capital gains - Discounted method TAP (Other)			0.00
Capital gains - Discounted method TAP (NCMI)			0.00
Capital gains - Discounted method TAP (Excluded from NCMI)			0.00
Capital gains - Discounted method TAP (CBMI)			0.00
Capital gains - Discounted method NTAP			7,510.22
Capital gains - Other method TAP (Other)			0.00
Capital gains - Other method TAP (NCMI)			0.00
Capital gains - Other method TAP (Excluded from NCMI)			0.00
Capital gains - Other method TAP (CBMI)			0.00
Capital gains - Other method NTAP			0.00
Net capital gains		0.00	7,510.22
AMIT CGT gross up amount			7,510.22
Other capital gains distribution			
Total current year capital gains			15,020.44
Foreign income			
Other net foreign source income		0.00	0.00
Assessable foreign source income		0.00	0.00
Australian franking credit from a New Zealand franking company		0.00	0.00
CFC income			0.00
Total foreign income		0.00	0.00
Non-assessable amounts			Amount
Net exempt income			0.00
Non-assessable non-exempt amount			0.00
Other non-attributable amounts			0.00
Total non-assessable amounts			0.00



Part C: Components of attribution continued....	Cash distributions	Tax paid or franking credit gross up	Attributable amount
Gross cash distribution	15,718.96		
Less: TFN amounts withheld	0.00		
Net cash distribution	<u>15,718.96</u>		
Tax offsets			Amount
Franking credit tax offset from Australian resident companies			2,546.09
Foreign income tax offset			0.00
Total tax offsets			<u>2,546.09</u>
Attributed Managed Investment Trust ('AMIT') cost base adjustments			
AMIT cost base net amount - excess (decrease cost base)			698.52
AMIT cost base net amount - shortfall (increase cost base)			0.00

Please retain this statement for income tax purposes.



TSO Pty Ltd ATF Sugar Bean Super Fund
G/F Suite 1
394 Sydney Road
BALGOWLAH NSW 2093

13 July 2022
Investor No. 800013

**Smallco Broadcap Fund
Distribution Confirmation**

Summary of Distribution

Effective Date	Number of Units	Distribution Cents per Unit	Amount	Withholding Tax	Net Distribution
30 Jun 22	147,033.78	10.690716	\$15,718.96	\$0.00	\$15,718.96

Distribution Transaction Confirmation

Effective Date	Description	Amount	Unit Price	Number of Units	Unit Balance
30 Jun 22	Distribution	\$15,718.96			147,033.78
01 Jul 22	Distribution Reinvestment	\$15,718.96	\$1.6903	9,299.51	156,333.29
Total		\$15,718.96		9,299.51	

Distribution proceeds have been reinvested as per your instructions.

Please keep this confirmation as a record of your distribution.

84000 - GST Payable/Refundable

2022 Financial Year

Preparer Shelley Lian

Reviewer Steven Lee

Status Completed

Account Code	Description	CY Balance	LY Balance	Change
84000	GST Payable/Refundable	(\$10,951.08)	(\$9,150.44)	19.68%
TOTAL		CY Balance	LY Balance	
		(\$10,951.08)	(\$9,150.44)	

Supporting Documents

- Activity Preparation Report [Report](#)
- Activity Preparation Report - Detailed [Report](#)

Standard Checklist

- Attach copy of Activity Preparation Report
- Attach copy of Activity Preparation Report - Detailed
- Confirm Transactions in ATO Portal

Sugar Bean Super Fund

Activity Statement Preparation Report

For The Period 01 July 2021 - 30 June 2022

Description	Reference	Gross(Inc GST)	GST
Income			
Sales			
394 Sydney Rd, Balgowlah		11,184.50	1,016.77
		19,049.33	1,731.76
		11,184.50	1,016.77
		19,049.33	1,731.76
		11,184.50	1,016.77
		19,049.33	1,731.76
		11,184.50	1,016.77
		19,049.33	1,731.76
		11,184.50	1,016.77
		19,049.33	1,731.76
		11,184.50	1,016.77
		19,049.33	1,731.76
		11,184.50	1,016.77
		(1,987.06)	(180.64)
		284.06	25.82
		19,569.26	1,779.02
		(2,428.64)	(220.79)
		498.72	45.34
		11,683.22	1,062.11
		19,569.26	1,779.02
		11,683.22	1,062.11
		11,683.22	1,062.11
		19,569.26	1,779.02
		11,683.22	1,062.11
		19,569.26	1,779.02
		19,569.26	1,779.02
		11,683.22	1,062.11
		19,569.26	1,779.02
Total Sales	G1	<u>364,786.22</u>	

Description	Reference	Gross(Inc GST)	GST
Total GST collected on Sales	1A		<u>33,162.35</u>
Expenses			
Capital Purchases			
Total Capital Purchases	G10	<u>0.00</u>	
Non Capital Purchases			
394 Sydney Rd, Balgowlah		2,572.93	0.00
		2,572.60	0.00
		2,572.60	0.00
		2,572.60	0.00
394 Sydney Rd, Balgowlah		4,341.77	394.71
394 Sydney Rd, Balgowlah		16,334.65	0.00
394 Sydney Rd, Balgowlah		776.03	0.00
		491.86	0.00
		857.61	0.00
Total Non Capital Purchases	G11	<u>33,092.65</u>	
Total GST Paid on Purchases	1B		<u>394.71</u>

Sugar Bean Super Fund

Detailed Activity Statement Preparation

For The Period 01 July 2021 - 30 June 2022

Description	Reference	Gross(Inc GST)	GST Rate	GST
Income				
Sales				
Property Income				
394 Sydney Rd, Balgowlah				
01/07/2021	Deposit Stephen James Mo Bso Rent	11,184.50	100%	1,016.77
26/07/2021	Deposit Dr Thomas Chai July 2021 rent fro	19,049.33	100%	1,731.76
02/08/2021	Deposit Stephen James Mo Bso Rent	11,184.50	100%	1,016.77
16/08/2021	Deposit Dr Thomas Chai Aug 2021 Rental Fr	19,049.33	100%	1,731.76
01/09/2021	Deposit Stephen James Mo Bso Rent	11,184.50	100%	1,016.77
27/09/2021	Deposit Dr Thomas Chai Rent for Sept 21 f	19,049.33	100%	1,731.76
01/10/2021	Deposit Stephen James Mo Bso Rent	11,184.50	100%	1,016.77
21/10/2021	Deposit Dr Thomas Chai Oct 21 Rent from D	19,049.33	100%	1,731.76
01/11/2021	Deposit Stephen James Mo Bso Rent	11,184.50	100%	1,016.77
19/11/2021	Deposit Dr Thomas Chai Nov Rent fr dn cha	19,049.33	100%	1,731.76
01/12/2021	Deposit Stephen James Mo Bso Rent	11,184.50	100%	1,016.77
17/12/2021	Deposit Dr Thomas Chai Dec 21 Rent from d	19,049.33	100%	1,731.76
04/01/2022	Deposit Stephen James Mo Bso Rent	11,184.50	100%	1,016.77
04/01/2022	Withdrawal-Osko Payment 1782820 Dr Stephen Moate R	(1,987.06)	100%	(180.64)
05/01/2022	Deposit Dr Thomas Chai rental difference	284.06	100%	25.82
05/01/2022	Deposit Dr Thomas Chai Jan 22 Rent from D	19,569.26	100%	1,779.02
05/01/2022	Withdrawal-Osko Payment 1136164 Dr Thomas Chai Ref	(2,428.64)	100%	(220.79)
06/01/2022	Deposit Stephen James Mo rent shortfall Bso	498.72	100%	45.34
01/02/2022	Deposit Stephen James Mo Bso Rent	11,683.22	100%	1,062.11
14/02/2022	Deposit Dr Thomas Chai Feb 22 rental for	19,569.26	100%	1,779.02
01/03/2022	Deposit Stephen James Mo Bso Rent	11,683.22	100%	1,062.11
01/04/2022	Deposit Stephen James Mo Bso Rent	11,683.22	100%	1,062.11
19/04/2022	Deposit Dr Thomas Chai Rental fr Dr Chai	19,569.26	100%	1,779.02
02/05/2022	Deposit Stephen James Mo Bso Rent	11,683.22	100%	1,062.11
02/05/2022	Deposit Dr Thomas Chai Rent from Dr Chai	19,569.26	100%	1,779.02
30/05/2022	Deposit Dr Thomas Chai May 22 rent from D	19,569.26	100%	1,779.02
01/06/2022	Deposit Stephen James Mo Bso Rent	11,683.22	100%	1,062.11
23/06/2022	Deposit Dr Thomas Chai Rent for June 22 f	19,569.26	100%	1,779.02

Sugar Bean Super Fund

Detailed Activity Statement Preparation

For The Period 01 July 2021 - 30 June 2022

Description	Reference	Gross(Inc GST)	GST Rate	GST
		364,786.22		33,162.35
		364,786.22		33,162.35
Total Sales	G1	364,786.22		
Total GST collected on Sales	1A			33,162.35
Expenses				
Capital Purchases				
Total Capital Purchases	G10	0.00		
Non Capital Purchases				
Property Expenses - Council Rates				
394 Sydney Rd, Balgowlah				
02/09/2021	Withdrawal Online 2566529 Bpay Nb Council VC self	2,572.93	GST Free	0.00
27/10/2021	Withdrawal Online 7583645 Bpay Nb Council second i	2,572.60	GST Free	0.00
31/01/2022	Withdrawal Online 4021693 Bpay Nb Council Council	2,572.60	GST Free	0.00
05/05/2022	Withdrawal Online 5751355 Bpay Nb Council	2,572.60	GST Free	0.00
		10,290.73		0.00
		10,290.73		0.00
Property Expenses - Insurance Premium				
394 Sydney Rd, Balgowlah				
19/11/2021	Withdrawal Online 0491321 Bpay Nrma Busin 394 Buil	4,341.77	100%	394.71
		4,341.77		394.71
		4,341.77		394.71
Property Expenses - Land Tax				
394 Sydney Rd, Balgowlah				
23/03/2022	Withdrawal Online 9121731 Bpay Revenue Ns Land Tax	16,334.65	GST Free	0.00
		16,334.65		0.00
		16,334.65		0.00
Property Expenses - Water Rates				
394 Sydney Rd, Balgowlah				
27/09/2021	Withdrawal Online 1795394 Bpay Sydney Wat Sydney W	776.03	GST Free	0.00
13/12/2021	Withdrawal Online 3736708 Bpay Sydney Wat	491.86	GST Free	0.00
13/04/2022	Withdrawal Online 0663874 Bpay Sydney Wat	857.61	GST Free	0.00
		2,125.50		0.00

Sugar Bean Super Fund

Detailed Activity Statement Preparation

For The Period 01 July 2021 - 30 June 2022

Description	Reference	Gross(Inc GST)	GST Rate	GST
		2,125.50		0.00
Shares in Listed Companies (Australian)				
Acrux Limited		0.00		0.00
CSL Limited		0.00		0.00
Endeavour Group Limited		0.00		0.00
Origin Energy Limited		0.00		0.00
Platinum Asset Management Limited		0.00		0.00
		0.00		0.00
Total Non Capital Purchases	G11	33,092.65		
Total GST Paid on Purchases	1B			394.71

BAS Summary

Total Sales	G1	364,786.22	Total GST Collected on Sales	1A	33,162.35
Total Capital Purchases	G10	0.00	Total GST Paid on Purchases	1B	394.71
Total Non Capital Purchases	G11	33,092.65	GST Payable / (Refundable)		32,767.64

85000 - Income Tax Payable/Refundable

2022 Financial Year

Preparer Shelley Lian

Reviewer Steven Lee

Status Completed

Account Code	Description	CY Balance	LY Balance	Change
85000	Income Tax Payable/Refundable	\$15,091.19	(\$16,061.49)	(193.96)%
TOTAL		CY Balance	LY Balance	
		\$15,091.19	(\$16,061.49)	

Supporting Documents

- Statement of Taxable Income [Report](#)
- Exempt Pension Reconciliation [Report](#)
- Tax Reconciliation Report [Report](#)
- Non Deductible Expense Reconciliation [Report](#)
- ATO Income Tax.pdf

Standard Checklist

- Attach Actuarial Certificate (if applicable)
- Attach any other Tax reconciliations
- Attach copy of Exempt Pension Reconciliation (if applicable)
- Attach copy of Non Deductible Expense Reconciliation (if applicable)
- Attach copy of Statement of Taxable Income
- Attach copy of Tax Reconciliation Report
- Confirm Transactions in ATO Portal

Sugar Bean Super Fund

Exempt Current Pension Income Reconciliation

For The Period 01 July 2021 - 30 June 2022

	Date	Account Code	Account Description	Taxable Amount	Actuary/Pool %	Exempt Amount
Label A						
Final calculations 01 July 2021 - 30 June 2022			Net Capital Gains	37,202.17	0.00 %	0.00
Segment - 01 July 2021 to 30 June 2022						
Label B						
	01/07/2021	28000/SUGAS001_394SYD	394 Sydney Rd, Balgowlah	10,167.73		
	26/07/2021	28000/SUGAS001_394SYD	394 Sydney Rd, Balgowlah	17,317.57		
	02/08/2021	28000/SUGAS001_394SYD	394 Sydney Rd, Balgowlah	10,167.73		
	16/08/2021	28000/SUGAS001_394SYD	394 Sydney Rd, Balgowlah	17,317.57		
	01/09/2021	28000/SUGAS001_394SYD	394 Sydney Rd, Balgowlah	10,167.73		
	27/09/2021	28000/SUGAS001_394SYD	394 Sydney Rd, Balgowlah	17,317.57		
	01/10/2021	28000/SUGAS001_394SYD	394 Sydney Rd, Balgowlah	10,167.73		
	21/10/2021	28000/SUGAS001_394SYD	394 Sydney Rd, Balgowlah	17,317.57		
	01/11/2021	28000/SUGAS001_394SYD	394 Sydney Rd, Balgowlah	10,167.73		
	19/11/2021	28000/SUGAS001_394SYD	394 Sydney Rd, Balgowlah	17,317.57		
	01/12/2021	28000/SUGAS001_394SYD	394 Sydney Rd, Balgowlah	10,167.73		
	17/12/2021	28000/SUGAS001_394SYD	394 Sydney Rd, Balgowlah	17,317.57		
	04/01/2022	28000/SUGAS001_394SYD	394 Sydney Rd, Balgowlah	10,167.73		
	04/01/2022	28000/SUGAS001_394SYD	394 Sydney Rd, Balgowlah	(1,806.42)		
	05/01/2022	28000/SUGAS001_394SYD	394 Sydney Rd, Balgowlah	17,790.24		
	05/01/2022	28000/SUGAS001_394SYD	394 Sydney Rd, Balgowlah	(2,207.85)		
	05/01/2022	28000/SUGAS001_394SYD	394 Sydney Rd, Balgowlah	258.24		
	06/01/2022	28000/SUGAS001_394SYD	394 Sydney Rd, Balgowlah	453.38		
	01/02/2022	28000/SUGAS001_394SYD	394 Sydney Rd, Balgowlah	10,621.11		

Sugar Bean Super Fund**Exempt Current Pension Income Reconciliation**

For The Period 01 July 2021 - 30 June 2022

	Date	Account Code	Account Description	Taxable Amount	Actuary/Pool %	Exempt Amount
Label B						
	14/02/2022	28000/SUGAS001_394SYD	394 Sydney Rd, Balgowlah	17,790.24		
	01/03/2022	28000/SUGAS001_394SYD	394 Sydney Rd, Balgowlah	10,621.11		
	01/04/2022	28000/SUGAS001_394SYD	394 Sydney Rd, Balgowlah	10,621.11		
	19/04/2022	28000/SUGAS001_394SYD	394 Sydney Rd, Balgowlah	17,790.24		
	02/05/2022	28000/SUGAS001_394SYD	394 Sydney Rd, Balgowlah	10,621.11		
	02/05/2022	28000/SUGAS001_394SYD	394 Sydney Rd, Balgowlah	17,790.24		
	30/05/2022	28000/SUGAS001_394SYD	394 Sydney Rd, Balgowlah	17,790.24		
	01/06/2022	28000/SUGAS001_394SYD	394 Sydney Rd, Balgowlah	10,621.11		
	23/06/2022	28000/SUGAS001_394SYD	394 Sydney Rd, Balgowlah	17,790.24		
			Total	331,623.87	0.000 %	0.00
Label C						
	30/07/2021	25000/WBC351175	Westpac DIY Super Savings 35-1175	1.11		
	30/07/2021	25000/WBC351159	Westpac DIY Super Working 35-1159	0.45		
	31/08/2021	25000/WBC351159	Westpac DIY Super Working 35-1159	0.55		
	31/08/2021	25000/WBC351175	Westpac DIY Super Savings 35-1175	1.18		
	30/09/2021	25000/WBC351175	Westpac DIY Super Savings 35-1175	1.11		
	30/09/2021	25000/WBC351159	Westpac DIY Super Working 35-1159	0.67		
	29/10/2021	25000/WBC351175	Westpac DIY Super Savings 35-1175	0.96		
	29/10/2021	25000/WBC351159	Westpac DIY Super Working 35-1159	0.22		
	30/11/2021	25000/WBC351175	Westpac DIY Super Savings 35-1175	0.74		
	30/11/2021	25000/WBC351159	Westpac DIY Super Working 35-1159	0.31		
	31/12/2021	25000/WBC351175	Westpac DIY Super Savings 35-1175	0.72		

Sugar Bean Super Fund

Exempt Current Pension Income Reconciliation

For The Period 01 July 2021 - 30 June 2022

	Date	Account Code	Account Description	Taxable Amount	Actuary/Pool %	Exempt Amount
Label C						
	31/12/2021	25000/WBC351159	Westpac DIY Super Working 35-1159	0.55		
	31/01/2022	25000/WBC351175	Westpac DIY Super Savings 35-1175	0.72		
	31/01/2022	25000/WBC351159	Westpac DIY Super Working 35-1159	0.60		
	28/02/2022	25000/WBC351159	Westpac DIY Super Working 35-1159	0.64		
	28/02/2022	25000/WBC351175	Westpac DIY Super Savings 35-1175	0.65		
	31/03/2022	25000/WBC351159	Westpac DIY Super Working 35-1159	0.87		
	31/03/2022	25000/WBC351175	Westpac DIY Super Savings 35-1175	0.65		
	29/04/2022	25000/WBC351159	Westpac DIY Super Working 35-1159	0.14		
	31/05/2022	25000/WBC351159	Westpac DIY Super Working 35-1159	0.28		
	30/06/2022	25000/WBC351159	Westpac DIY Super Working 35-1159	0.28		
	30/06/2022	25000/WBC351175	Westpac DIY Super Savings 35-1175	2.27		
			Total	15.67	0.000 %	0.00
Label D1						
	30/06/2022	23800/ABP.AX1	Abacus Property Group	99.61		
	30/06/2022	23800/PLA0004AU7	Platinum Asia Fund	11,658.82		
	30/06/2022	23800/PLA0003AU3	Platinum Japan Fund	2,728.93		
	30/06/2022	23800/PLA0101AU1	Platinum International Technology	3,673.50		
	30/06/2022	23800/PLA0100AU3	Platinum International Brands Fund	24,098.16		
	30/06/2022	23800/PLA0005AU4	Platinum International Health Care	3,939.86		
			Total	46,198.88	0.000 %	0.00
Label J						
	30/09/2021	23900/CSL.AX	CSL Limited	701.04		

Sugar Bean Super Fund

Exempt Current Pension Income Reconciliation

For The Period 01 July 2021 - 30 June 2022

	Date	Account Code	Account Description	Taxable Amount	Actuary/Pool %	Exempt Amount
Label J						
	01/10/2021	23900/ORG.AXW	Origin Energy Limited	77.25		
	06/04/2022	23900/CSL.AX	CSL Limited	865.13		
			Total	1,643.42	0.000 %	0.00
Label K						
	01/07/2021	23900/ANZ.AX	Australia And New Zealand Banking Group	3,909.50		
	11/08/2021	23900/MTS.AX	Metcash Limited - Ordinary Fully Paid	3,610.00		
	15/09/2021	23900/AWC.AX	Alumina Limited	553.01		
	21/09/2021	23900/BHP.AX	BHP Group Limited	21,179.11		
	22/09/2021	23900/EDV.AX	Endeavour Group Limited	171.29		
	23/09/2021	23900/MAM.AX	Microequities Asset Management Group	3,125.00		
	23/09/2021	23900/RIO.AX	RIO Tinto Limited	2,576.60		
	24/09/2021	23900/WPL.AX	Woodside Petroleum Ltd	194.50		
	24/09/2021	23900/PPT.AX	Perpetual Limited	689.28		
	30/09/2021	23900/CSL.AX	CSL Limited	77.89		
	30/09/2021	23900/MPL.AX	Medibank Private Limited	395.03		
	08/10/2021	23900/WOW.AX	Woolworths Group Limited	1,345.85		
	20/10/2021	23900/LNK.AX	Link Administration Holdings Limited	2,117.94		
	16/12/2021	23900/ANZ.AX	Australia And New Zealand Banking Group	4,021.20		
	21/12/2021	23900/WBC.AX	Westpac Banking Corporation	4,900.20		
	28/01/2022	23900/MTS.AX	Metcash Limited - Ordinary Fully Paid	3,990.00		
	17/03/2022	23900/MAM.AX	Microequities Asset Management Group	3,750.00		
	17/03/2022	23900/AWC.AX	Alumina Limited	463.98		

Sugar Bean Super Fund

Exempt Current Pension Income Reconciliation

For The Period 01 July 2021 - 30 June 2022

	Date	Account Code	Account Description	Taxable Amount	Actuary/Pool %	Exempt Amount
Label K						
	23/03/2022	23900/WPL.AX	Woodside Petroleum Ltd	707.41		
	24/03/2022	23900/MPL.AX	Medibank Private Limited	349.23		
	28/03/2022	23900/BHP.AX	BHP Group Limited	16,228.36		
	01/04/2022	23900/PPT.AX	Perpetual Limited	823.20		
	08/04/2022	23900/LNK.AX	Link Administration Holdings Limited	1,155.24		
	13/04/2022	23900/WOW.AX	Woolworths Group Limited	967.59		
	21/04/2022	23900/RIO.AX	RIO Tinto Limited	2,425.99		
	01/06/2022	23900/BHP.AX	BHP Group Limited	41,931.84		
	24/06/2022	23900/WBC.AX	Westpac Banking Corporation	5,115.46		
			Total	126,774.70	0.000 %	0.00
Label L						
	01/07/2021	23900/ANZ.AX	Australia And New Zealand Banking Group	1,675.50		
	11/08/2021	23900/MTS.AX	Metcash Limited - Ordinary Fully Paid	1,547.14		
	15/09/2021	23900/AWC.AX	Alumina Limited	237.00		
	21/09/2021	23900/BHP.AX	BHP Group Limited	9,076.76		
	22/09/2021	23900/EDV.AX	Endeavour Group Limited	73.41		
	23/09/2021	23900/MAM.AX	Microequities Asset Management Group	1,097.97		
	23/09/2021	23900/RIO.AX	RIO Tinto Limited	1,104.26		
	24/09/2021	23900/WPL.AX	Woodside Petroleum Ltd	83.36		
	24/09/2021	23900/PPT.AX	Perpetual Limited	295.41		
	30/09/2021	23900/CSL.AX	CSL Limited	33.38		
	30/09/2021	23900/MPL.AX	Medibank Private Limited	169.30		

Sugar Bean Super Fund

Exempt Current Pension Income Reconciliation

For The Period 01 July 2021 - 30 June 2022

	Date	Account Code	Account Description	Taxable Amount	Actuary/Pool %	Exempt Amount
Label L						
	08/10/2021	23900/WOW.AX	Woolworths Group Limited	576.79		
	20/10/2021	23900/LNK.AX	Link Administration Holdings Limited	907.69		
	16/12/2021	23900/ANZ.AX	Australia And New Zealand Banking Group	1,723.37		
	21/12/2021	23900/WBC.AX	Westpac Banking Corporation	2,100.09		
	28/01/2022	23900/MTS.AX	Metcash Limited - Ordinary Fully Paid	1,710.00		
	17/03/2022	23900/MAM.AX	Microequities Asset Management Group	1,250.00		
	17/03/2022	23900/AWC.AX	Alumina Limited	198.85		
	23/03/2022	23900/WPL.AX	Woodside Petroleum Ltd	303.18		
	24/03/2022	23900/MPL.AX	Medibank Private Limited	149.67		
	28/03/2022	23900/BHP.AX	BHP Group Limited	6,955.01		
	01/04/2022	23900/PPT.AX	Perpetual Limited	352.80		
	08/04/2022	23900/LNK.AX	Link Administration Holdings Limited	495.10		
	13/04/2022	23900/WOW.AX	Woolworths Group Limited	414.68		
	21/04/2022	23900/RIO.AX	RIO Tinto Limited	1,039.71		
	01/06/2022	23900/BHP.AX	BHP Group Limited	17,970.79		
	24/06/2022	23900/WBC.AX	Westpac Banking Corporation	2,192.34		
			Total	53,733.56	0.000 %	0.00
Label M						
	30/06/2022	23800/PLA0005AU4	Platinum International Health Care	1,548.59		
	30/06/2022	23800/SHSAMEHIVM	Microequities High Income Value Microcap	9,746.00		
	30/06/2022	23800/SHSASMBCFD	Smallco Broadcap Fund	2,546.09		
	30/06/2022	23800/ABP.AX1	Abacus Property Group	846.52		

Sugar Bean Super Fund

Exempt Current Pension Income Reconciliation

For The Period 01 July 2021 - 30 June 2022

	Date	Account Code	Account Description	Taxable Amount	Actuary/Pool %	Exempt Amount
Label M						
	30/06/2022	23800/PLA0003AU3	Platinum Japan Fund	11,842.31		
	30/06/2022	23800/PLA0100AU3	Platinum International Brands Fund	3,394.57		
			Total	29,924.08	0.000 %	0.00
					Total Segment ECPI *	0.00
					SMSF Annual Return Rounding	0.00
					Total ECPI	0.00

* Total Segment ECPI does not include ECPI amounts from Label A. The total ECPI from Label A is shown separately at the start of the report.

Sugar Bean Super Fund

Pension Non Deductible Expense Report

For The Period 01 July 2021 - 30 June 2022

	Date	Account Code	Account Description	Amount	Expense %	Deductible	Non Deductible
Segment - 01 July 2021 to 30 June 2022							
<u>Label D</u>							
		77250/SUGAS001_394SYD	Tax adjustment - D1	6,040.00			
			Total	6,040.00	0 %	6,040.00	0.00
<u>Label E</u>							
	30/06/2022	33400/SUGAS001_394SYD	394 Sydney Rd, Balgowlah	6,461.00			
			Total	6,461.00	0.000 %	6,461.00	0.00
<u>Label H</u>							
	14/03/2022	30700	Auditor's Remuneration	550.00			
			Total	550.00	0.000 %	550.00	0.00
<u>Label I</u>							
	05/05/2022	41960/SUGAS001_394SYD	394 Sydney Rd, Balgowlah	2,572.60			
	23/03/2022	42020/SUGAS001_394SYD	394 Sydney Rd, Balgowlah	16,334.65			
	31/01/2022	41960/SUGAS001_394SYD	394 Sydney Rd, Balgowlah	2,572.60			
	27/10/2021	41960/SUGAS001_394SYD	394 Sydney Rd, Balgowlah	2,572.60			
	13/12/2021	42150/SUGAS001_394SYD	394 Sydney Rd, Balgowlah	491.86			
	19/11/2021	41980/SUGAS001_394SYD	394 Sydney Rd, Balgowlah	3,947.06			
	27/09/2021	42150/SUGAS001_394SYD	394 Sydney Rd, Balgowlah	776.03			

Sugar Bean Super Fund

Pension Non Deductible Expense Report

For The Period 01 July 2021 - 30 June 2022

	Date	Account Code	Account Description	Amount	Expense %	Deductible	Non Deductible
Label I							
	13/04/2022	42150/SUGAS001_394SYD	394 Sydney Rd, Balgowlah	857.61			
	02/09/2021	41960/SUGAS001_394SYD	394 Sydney Rd, Balgowlah	2,572.93			
			Total	32,697.94	0.000 %	32,697.94	0.00
Label J							
	14/03/2022	30100	Accountancy Fees	1,000.00			
	30/08/2021	30800	ASIC Fees	56.00			
			Total	1,056.00	0.000 %	1,056.00	0.00
	12/05/2022	30400	ATO Supervisory Levy	259.00			
			Total	259.00	0.000 %	259.00	0.00
						Label Total	1,315.00
							0.00
Label L							
	12/05/2022	85000	Income Tax Payable/Refundable	16,061.49			
			Total	16,061.49	0.000 %	0.00	16,061.49
						Total Segment Expenses	47,063.94
							16,061.49

Sugar Bean Super Fund

Pension Non Deductible Expense Report

For The Period 01 July 2021 - 30 June 2022

Date	Account Code	Account Description	Amount	Expense %	Deductible	Non Deductible
				Total Expenses *	47,063.94	16,061.49

* General expense percentage - 0.000 %

* Investment expense percentage - 0.000 %

Sugar Bean Super Fund

Statement of Taxable Income

For the year ended 30 June 2022

	2022
	\$
Benefits accrued as a result of operations	(327,014.73)
Less	
Realised Accounting Capital Gains	948.97
Accounting Trust Distributions	127,311.77
Tax Adjustment - Capital Works Expenditure (D1)	6,040.00
	<u>134,300.74</u>
Add	
Other Non Deductible Expenses	16,193.05
Decrease in MV of investments	908,116.14
Franking Credits	62,375.65
Foreign Credits	1,832.89
Net Capital Gains	37,202.00
Taxable Trust Distributions	21,281.99
Distributed Foreign income	44,365.99
	<u>1,091,367.71</u>
SMSF Annual Return Rounding	(3.24)
Taxable Income or Loss	<u>630,049.00</u>
Income Tax on Taxable Income or Loss	94,507.35
Less	
Franking Credits	62,375.65
Foreign Credits	1,832.89
	<u>30,298.81</u>
CURRENT TAX OR REFUND	<u>30,298.81</u>
Supervisory Levy	259.00
Income Tax Instalments Paid	(45,390.00)
AMOUNT DUE OR REFUNDABLE	<u>(14,832.19)</u>

Sugar Bean Super Fund

Tax Reconciliation Report

For the year ended 30 June 2022

Tax Return Label	Date	Account Code	Account Name	Amount \$
A - Net capital gain				
				37,202.17
Sub-Total				37,202.17
Ignore Cents				0.17
Total				37,202.00
B - Income - Gross rent and other leasing and hiring income				
	01/07/2021	28000/SUGAS001_394SY	394 Sydney Rd, Balgowlah DNEYRD	10,167.73
	26/07/2021	28000/SUGAS001_394SY	394 Sydney Rd, Balgowlah DNEYRD	17,317.57
	02/08/2021	28000/SUGAS001_394SY	394 Sydney Rd, Balgowlah DNEYRD	10,167.73
	16/08/2021	28000/SUGAS001_394SY	394 Sydney Rd, Balgowlah DNEYRD	17,317.57
	01/09/2021	28000/SUGAS001_394SY	394 Sydney Rd, Balgowlah DNEYRD	10,167.73
	27/09/2021	28000/SUGAS001_394SY	394 Sydney Rd, Balgowlah DNEYRD	17,317.57
	01/10/2021	28000/SUGAS001_394SY	394 Sydney Rd, Balgowlah DNEYRD	10,167.73
	21/10/2021	28000/SUGAS001_394SY	394 Sydney Rd, Balgowlah DNEYRD	17,317.57
	01/11/2021	28000/SUGAS001_394SY	394 Sydney Rd, Balgowlah DNEYRD	10,167.73
	19/11/2021	28000/SUGAS001_394SY	394 Sydney Rd, Balgowlah DNEYRD	17,317.57
	01/12/2021	28000/SUGAS001_394SY	394 Sydney Rd, Balgowlah DNEYRD	10,167.73
	17/12/2021	28000/SUGAS001_394SY	394 Sydney Rd, Balgowlah DNEYRD	17,317.57
	04/01/2022	28000/SUGAS001_394SY	394 Sydney Rd, Balgowlah DNEYRD	10,167.73
	04/01/2022	28000/SUGAS001_394SY	394 Sydney Rd, Balgowlah DNEYRD	(1,806.42)
	05/01/2022	28000/SUGAS001_394SY	394 Sydney Rd, Balgowlah DNEYRD	258.24
	05/01/2022	28000/SUGAS001_394SY	394 Sydney Rd, Balgowlah DNEYRD	17,790.24
	05/01/2022	28000/SUGAS001_394SY	394 Sydney Rd, Balgowlah DNEYRD	(2,207.85)
	06/01/2022	28000/SUGAS001_394SY	394 Sydney Rd, Balgowlah DNEYRD	453.38
	01/02/2022	28000/SUGAS001_394SY	394 Sydney Rd, Balgowlah DNEYRD	10,621.11
	14/02/2022	28000/SUGAS001_394SY	394 Sydney Rd, Balgowlah DNEYRD	17,790.24
	01/03/2022	28000/SUGAS001_394SY	394 Sydney Rd, Balgowlah DNEYRD	10,621.11
	01/04/2022	28000/SUGAS001_394SY	394 Sydney Rd, Balgowlah DNEYRD	10,621.11
	19/04/2022	28000/SUGAS001_394SY	394 Sydney Rd, Balgowlah DNEYRD	17,790.24
	02/05/2022	28000/SUGAS001_394SY	394 Sydney Rd, Balgowlah DNEYRD	10,621.11
	02/05/2022	28000/SUGAS001_394SY	394 Sydney Rd, Balgowlah DNEYRD	17,790.24
	30/05/2022	28000/SUGAS001_394SY	394 Sydney Rd, Balgowlah DNEYRD	17,790.24
	01/06/2022	28000/SUGAS001_394SY	394 Sydney Rd, Balgowlah DNEYRD	10,621.11

Sugar Bean Super Fund

Tax Reconciliation Report

For the year ended 30 June 2022

Tax Return Label	Date	Account Code	Account Name	Amount \$
B - Income - Gross rent and other leasing and hiring income				
	23/06/2022	28000/SUGAS001_394SY	394 Sydney Rd, Balgowlah DNEYRD	17,790.24
Sub-Total				331,623.87
Ignore Cents				0.87
Total				331,623.00
C - Income - Gross interest				
	30/07/2021	25000/WBC351159	Westpac DIY Super Working 35-1159	0.45
	30/07/2021	25000/WBC351175	Westpac DIY Super Savings 35-1175	1.11
	31/08/2021	25000/WBC351159	Westpac DIY Super Working 35-1159	0.55
	31/08/2021	25000/WBC351175	Westpac DIY Super Savings 35-1175	1.18
	30/09/2021	25000/WBC351159	Westpac DIY Super Working 35-1159	0.67
	30/09/2021	25000/WBC351175	Westpac DIY Super Savings 35-1175	1.11
	29/10/2021	25000/WBC351159	Westpac DIY Super Working 35-1159	0.22
	29/10/2021	25000/WBC351175	Westpac DIY Super Savings 35-1175	0.96
	30/11/2021	25000/WBC351159	Westpac DIY Super Working 35-1159	0.31
	30/11/2021	25000/WBC351175	Westpac DIY Super Savings 35-1175	0.74
	31/12/2021	25000/WBC351159	Westpac DIY Super Working 35-1159	0.55
	31/12/2021	25000/WBC351175	Westpac DIY Super Savings 35-1175	0.72
	31/01/2022	25000/WBC351159	Westpac DIY Super Working 35-1159	0.60
	31/01/2022	25000/WBC351175	Westpac DIY Super Savings 35-1175	0.72
	28/02/2022	25000/WBC351159	Westpac DIY Super Working 35-1159	0.64
	28/02/2022	25000/WBC351175	Westpac DIY Super Savings 35-1175	0.65
	31/03/2022	25000/WBC351159	Westpac DIY Super Working 35-1159	0.87
	31/03/2022	25000/WBC351175	Westpac DIY Super Savings 35-1175	0.65
	29/04/2022	25000/WBC351159	Westpac DIY Super Working 35-1159	0.14
	31/05/2022	25000/WBC351159	Westpac DIY Super Working 35-1159	0.28
	30/06/2022	25000/WBC351159	Westpac DIY Super Working 35-1159	0.28
	30/06/2022	25000/WBC351175	Westpac DIY Super Savings 35-1175	2.27
Sub-Total				15.67
Ignore Cents				0.67
Total				15.00
D1 - Income - Gross foreign income				
	30/06/2022	23800/PLA0004AU7	Platinum Asia Fund	11,658.82
	30/06/2022	23800/PLA0003AU3	Platinum Japan Fund	2,728.93
	30/06/2022	23800/PLA0100AU3	Platinum International Brands Fund	24,098.16
	30/06/2022	23800/PLA0005AU4	Platinum International Health Care	3,939.86
	30/06/2022	23800/PLA0101AU1	Platinum International Technology	3,673.50
	30/06/2022	23800/ABP.AX1	Abacus Property Group	99.61
Sub-Total				46,198.88
Ignore Cents				0.88
Total				46,198.00
D - Income - Net foreign income				

Sugar Bean Super Fund

Tax Reconciliation Report

For the year ended 30 June 2022

Tax Return Label	Date	Account Code	Account Name	Amount \$
D - Income - Net foreign income				
	30/06/2022	23800/PLA0004AU7	Platinum Asia Fund	11,658.82
	30/06/2022	23800/PLA0003AU3	Platinum Japan Fund	2,728.93
	30/06/2022	23800/PLA0100AU3	Platinum International Brands Fund	24,098.16
	30/06/2022	23800/PLA0005AU4	Platinum International Health Care	3,939.86
	30/06/2022	23800/PLA0101AU1	Platinum International Technology	3,673.50
	30/06/2022	23800/ABP.AX1	Abacus Property Group	99.61
Sub-Total				46,198.88
Ignore Cents				0.88
Total				46,198.00
J - Unfranked dividend amount				
	30/09/2021	23900/CSL.AX	CSL Limited	701.04
	01/10/2021	23900/ORG.AXW	Origin Energy Limited	77.25
	06/04/2022	23900/CSL.AX	CSL Limited	865.13
Sub-Total				1,643.42
Ignore Cents				0.42
Total				1,643.00
K - Franked dividend amount				
	01/07/2021	23900/ANZ.AX	Australia And New Zealand Banking Group Limited	3,909.50
	11/08/2021	23900/MTS.AX	Metcash Limited - Ordinary Fully Paid	3,610.00
	15/09/2021	23900/AWC.AX	Alumina Limited	553.01
	21/09/2021	23900/BHP.AX	BHP Group Limited	21,179.11
	22/09/2021	23900/EDV.AX	Endeavour Group Limited	171.29
	23/09/2021	23900/MAM.AX	Microequities Asset Management Group Limited	3,125.00
	23/09/2021	23900/RIO.AX	RIO Tinto Limited	2,576.60
	24/09/2021	23900/PPT.AX	Perpetual Limited	689.28
	24/09/2021	23900/WPL.AX	Woodside Petroleum Ltd	194.50
	30/09/2021	23900/MPL.AX	Medibank Private Limited	395.03
	30/09/2021	23900/CSL.AX	CSL Limited	77.89
	08/10/2021	23900/WOW.AX	Woolworths Group Limited	1,345.85
	20/10/2021	23900/LNK.AX	Link Administration Holdings Limited	2,117.94
	16/12/2021	23900/ANZ.AX	Australia And New Zealand Banking Group Limited	4,021.20
	21/12/2021	23900/WBC.AX	Westpac Banking Corporation	4,900.20
	28/01/2022	23900/MTS.AX	Metcash Limited - Ordinary Fully Paid	3,990.00
	17/03/2022	23900/AWC.AX	Alumina Limited	463.98
	17/03/2022	23900/MAM.AX	Microequities Asset Management Group Limited	3,750.00
	23/03/2022	23900/WPL.AX	Woodside Petroleum Ltd	707.41
	24/03/2022	23900/MPL.AX	Medibank Private Limited	349.23
	28/03/2022	23900/BHP.AX	BHP Group Limited	16,228.36
	01/04/2022	23900/PPT.AX	Perpetual Limited	823.20
	08/04/2022	23900/LNK.AX	Link Administration Holdings Limited	1,155.24
	13/04/2022	23900/WOW.AX	Woolworths Group Limited	967.59

Sugar Bean Super Fund

Tax Reconciliation Report

For the year ended 30 June 2022

Tax Return Label	Date	Account Code	Account Name	Amount \$
K - Franked dividend amount				
	21/04/2022	23900/RIO.AX	RIO Tinto Limited	2,425.99
	01/06/2022	23900/BHP.AX	BHP Group Limited	41,931.84
	24/06/2022	23900/WBC.AX	Westpac Banking Corporation	5,115.46
Sub-Total				126,774.70
Ignore Cents				0.70
Total				126,774.00
L - Income - Dividend franking credit				
	01/07/2021	23900/ANZ.AX	Australia And New Zealand Banking Group Limited	1,675.50
	11/08/2021	23900/MTS.AX	Metcash Limited - Ordinary Fully Paid	1,547.14
	15/09/2021	23900/AWC.AX	Alumina Limited	237.00
	21/09/2021	23900/BHP.AX	BHP Group Limited	9,076.76
	22/09/2021	23900/EDV.AX	Endeavour Group Limited	73.41
	23/09/2021	23900/MAM.AX	Microequities Asset Management Group Limited	1,097.97
	23/09/2021	23900/RIO.AX	RIO Tinto Limited	1,104.26
	24/09/2021	23900/PPT.AX	Perpetual Limited	295.41
	24/09/2021	23900/WPL.AX	Woodside Petroleum Ltd	83.36
	30/09/2021	23900/MPL.AX	Medibank Private Limited	169.30
	30/09/2021	23900/CSL.AX	CSL Limited	33.38
	08/10/2021	23900/WOW.AX	Woolworths Group Limited	576.79
	20/10/2021	23900/LNK.AX	Link Administration Holdings Limited	907.69
	16/12/2021	23900/ANZ.AX	Australia And New Zealand Banking Group Limited	1,723.37
	21/12/2021	23900/WBC.AX	Westpac Banking Corporation	2,100.09
	28/01/2022	23900/MTS.AX	Metcash Limited - Ordinary Fully Paid	1,710.00
	17/03/2022	23900/AWC.AX	Alumina Limited	198.85
	17/03/2022	23900/MAM.AX	Microequities Asset Management Group Limited	1,250.00
	23/03/2022	23900/WPL.AX	Woodside Petroleum Ltd	303.18
	24/03/2022	23900/MPL.AX	Medibank Private Limited	149.67
	28/03/2022	23900/BHP.AX	BHP Group Limited	6,955.01
	01/04/2022	23900/PPT.AX	Perpetual Limited	352.80
	08/04/2022	23900/LNK.AX	Link Administration Holdings Limited	495.10
	13/04/2022	23900/WOW.AX	Woolworths Group Limited	414.68
	21/04/2022	23900/RIO.AX	RIO Tinto Limited	1,039.71
	01/06/2022	23900/BHP.AX	BHP Group Limited	17,970.79
	24/06/2022	23900/WBC.AX	Westpac Banking Corporation	2,192.34
Sub-Total				53,733.56
Ignore Cents				0.56
Total				53,733.00
M - Gross trust distributions				
	30/06/2022	23800/SHSAMEHIVM	Microequities High Income Value Microcap Fund	9,746.00
	30/06/2022	23800/PLA0003AU3	Platinum Japan Fund	11,842.31

Sugar Bean Super Fund

Tax Reconciliation Report

For the year ended 30 June 2022

Tax Return Label	Date	Account Code	Account Name	Amount \$
M - Gross trust distributions				
	30/06/2022	23800/PLA0100AU3	Platinum International Brands Fund	3,394.57
	30/06/2022	23800/PLA0005AU4	Platinum International Health Care	1,548.59
	30/06/2022	23800/SHSASMBCFD	Smallco Broadcap Fund	2,546.09
	30/06/2022	23800/ABP.AX1	Abacus Property Group	846.52
Sub-Total				29,924.08
Ignore Cents				0.08
Total				29,924.00
R1 - Assessable employer contributions				
	02/09/2021	24200/CHEVER00001A	(Contributions) Cheng, Veronica Hong Kun - Accumulation (Accumula...	25,000.00
Sub-Total				25,000.00
Ignore Cents				0.00
Total				25,000.00
R2 - Assessable personal contributions				
	02/09/2021	24200/CHATHO00001A	(Contributions) Chai, Thomas Vui Chung - Accumulation (Accumulati...	17,000.00
	23/06/2022	24200/CHATHO00001A	(Contributions) Chai, Thomas Vui Chung - Accumulation (Accumulati...	8,000.00
Sub-Total				25,000.00
Ignore Cents				0.00
Total				25,000.00
R - Assessable contributions (R1 plus R2 plus R3 less R6)				
			Assessable employer contributions	25,000.00
			Assessable personal contributions	25,000.00
Sub-Total				50,000.00
Ignore Cents				0.00
Total				50,000.00
W - GROSS INCOME (Sum of labels A to U)				
				677,112.00
Sub-Total				677,112.00
Ignore Cents				0.00
Total				677,112.00
V - TOTAL ASSESSABLE INCOME (W less Y)				
				677,112.00
Sub-Total				677,112.00
Ignore Cents				0.00
Total				677,112.00
D1 - Expenses - Capital works expenditure				
			Tax Adjustment - Capital Works Expenditure (D1)	
		SUGAS001_394SYDNEYR 394 Sydney Rd, Balgowlah D		6,040.00

Sugar Bean Super Fund

Tax Reconciliation Report

For the year ended 30 June 2022

Tax Return Label	Date	Account Code	Account Name	Amount \$
D1 - Expenses - Capital works expenditure				
Sub-Total				6,040.00
Ignore Cents				0.00
Total				6,040.00
E1 - Expenses - Decline in value of depreciating assets				
	30/06/2022	33400/SUGAS001_394SY	394 Sydney Rd, Balgowlah DNEYRD	6,461.00
Sub-Total				6,461.00
Ignore Cents				0.00
Total				6,461.00
H1 - Expenses - SMSF auditor fee				
	14/03/2022	30700	Auditor's Remuneration	550.00
Sub-Total				550.00
Ignore Cents				0.00
Total				550.00
I1 - Expenses - Investment expenses				
	19/11/2021	41980/SUGAS001_394SY	394 Sydney Rd, Balgowlah DNEYRD	3,947.06
	02/09/2021	41960/SUGAS001_394SY	394 Sydney Rd, Balgowlah DNEYRD	2,572.93
	27/10/2021	41960/SUGAS001_394SY	394 Sydney Rd, Balgowlah DNEYRD	2,572.60
	31/01/2022	41960/SUGAS001_394SY	394 Sydney Rd, Balgowlah DNEYRD	2,572.60
	05/05/2022	41960/SUGAS001_394SY	394 Sydney Rd, Balgowlah DNEYRD	2,572.60
	27/09/2021	42150/SUGAS001_394SY	394 Sydney Rd, Balgowlah DNEYRD	776.03
	13/12/2021	42150/SUGAS001_394SY	394 Sydney Rd, Balgowlah DNEYRD	491.86
	13/04/2022	42150/SUGAS001_394SY	394 Sydney Rd, Balgowlah DNEYRD	857.61
	23/03/2022	42020/SUGAS001_394SY	394 Sydney Rd, Balgowlah DNEYRD	16,334.65
Sub-Total				32,697.94
Ignore Cents				0.94
Total				32,697.00
J1 - Expenses - Management and administration expenses				
	30/08/2021	30800	ASIC Fees	56.00
	14/03/2022	30100	Accountancy Fees	1,000.00
	12/05/2022	30400	ATO Supervisory Levy	259.00
Sub-Total				1,315.00
Ignore Cents				0.00
Total				1,315.00
L2 - Expenses - Other amounts (Non-deductible)				
	12/05/2022	85000	Income Tax Payable/Refundable	16,061.49

Sugar Bean Super Fund

Tax Reconciliation Report

For the year ended 30 June 2022

Tax Return Label	Date	Account Code	Account Name	Amount	\$
L2 - Expenses - Other amounts (Non-deductible)					
Sub-Total				16,061.49	
Ignore Cents				0.49	
Total				16,061.00	
N - TOTAL DEDUCTIONS					
				47,063.00	
Sub-Total				47,063.00	
Ignore Cents				0.00	
Total				47,063.00	
Y - TOTAL NON DEDUCTIBLE EXPENSES					
				16,061.00	
Sub-Total				16,061.00	
Ignore Cents				0.00	
Total				16,061.00	
O - TAXABLE INCOME OR LOSS					
				630,049.00	
Sub-Total				630,049.00	
Ignore Cents				0.00	
Total				630,049.00	
Z - TOTAL SMSF EXPENSES					
				63,124.00	
Sub-Total				63,124.00	
Ignore Cents				0.00	
Total				63,124.00	
A - Taxable income					
				630,049.00	
Sub-Total				630,049.00	
Ignore Cents				0.00	
Total				630,049.00	
T1 - Tax on taxable income					
				94,507.35	
Sub-Total				94,507.35	
Ignore Cents				0.00	
Total				94,507.35	
B - Gross Tax					
				94,507.35	
Sub-Total				94,507.35	
Ignore Cents				0.00	
Total				94,507.35	
C1 - Foreign income tax offset					

Sugar Bean Super Fund

Tax Reconciliation Report

For the year ended 30 June 2022

Tax Return Label	Date	Account Code	Account Name	Amount \$
C1 - Foreign income tax offset				
	30/06/2022	23800/PLA0004AU7	Platinum Asia Fund	482.95
	30/06/2022	23800/PLA0003AU3	Platinum Japan Fund	655.81
	30/06/2022	23800/PLA0100AU3	Platinum International Brands Fund	367.26
	30/06/2022	23800/PLA0005AU4	Platinum International Health Care	210.67
	30/06/2022	23800/PLA0101AU1	Platinum International Technology	100.56
	30/06/2022	23800/ABP.AX1	Abacus Property Group	15.64
Sub-Total				1,832.89
Ignore Cents				0.00
Total				1,832.89
C - Non-refundable non-carry forward tax offsets				
				1,832.89
Sub-Total				1,832.89
Ignore Cents				0.00
Total				1,832.89
T2 - SUBTOTAL				
				92,674.46
Sub-Total				92,674.46
Ignore Cents				0.00
Total				92,674.46
T3 - SUBTOTAL 2				
				92,674.46
Sub-Total				92,674.46
Ignore Cents				0.00
Total				92,674.46
E1 - Complying fund's franking credits tax offset				
	01/07/2021	23900/ANZ.AX	Australia And New Zealand Banking Group Limited	1,675.50
	11/08/2021	23900/MTS.AX	Metcash Limited - Ordinary Fully Paid	1,547.14
	15/09/2021	23900/AWC.AX	Alumina Limited	237.00
	21/09/2021	23900/BHP.AX	BHP Group Limited	9,076.76
	22/09/2021	23900/EDV.AX	Endeavour Group Limited	73.41
	23/09/2021	23900/MAM.AX	Microequities Asset Management Group Limited	1,097.97
	23/09/2021	23900/RIO.AX	RIO Tinto Limited	1,104.26
	24/09/2021	23900/PPT.AX	Perpetual Limited	295.41
	24/09/2021	23900/WPL.AX	Woodside Petroleum Ltd	83.36
	30/09/2021	23900/MPL.AX	Medibank Private Limited	169.30
	30/09/2021	23900/CSL.AX	CSL Limited	33.38
	08/10/2021	23900/WOW.AX	Woolworths Group Limited	576.79
	20/10/2021	23900/LNK.AX	Link Administration Holdings Limited	907.69
	16/12/2021	23900/ANZ.AX	Australia And New Zealand Banking Group Limited	1,723.37
	21/12/2021	23900/WBC.AX	Westpac Banking Corporation	2,100.09

Sugar Bean Super Fund

Tax Reconciliation Report

For the year ended 30 June 2022

Tax Return Label	Date	Account Code	Account Name	Amount \$
E1 - Complying fund's franking credits tax offset				
	28/01/2022	23900/MTS.AX	Metcash Limited - Ordinary Fully Paid	1,710.00
	17/03/2022	23900/AWC.AX	Alumina Limited	198.85
	17/03/2022	23900/MAM.AX	Microequities Asset Management Group Limited	1,250.00
	23/03/2022	23900/WPL.AX	Woodside Petroleum Ltd	303.18
	24/03/2022	23900/MPL.AX	Medibank Private Limited	149.67
	28/03/2022	23900/BHP.AX	BHP Group Limited	6,955.01
	01/04/2022	23900/PPT.AX	Perpetual Limited	352.80
	08/04/2022	23900/LNK.AX	Link Administration Holdings Limited	495.10
	13/04/2022	23900/WOW.AX	Woolworths Group Limited	414.68
	21/04/2022	23900/RIO.AX	RIO Tinto Limited	1,039.71
	01/06/2022	23900/BHP.AX	BHP Group Limited	17,970.79
	24/06/2022	23900/WBC.AX	Westpac Banking Corporation	2,192.34
	30/06/2022	23800/SHSAMEHIVM	Microequities High Income Value Microcap Fund	6,096.00
	30/06/2022	23800/SHSASMBCFD	Smallco Broadcap Fund	2,546.09
Sub-Total				62,375.65
Ignore Cents				0.00
Total				62,375.65
E - Refundable tax offsets				
				62,375.65
Sub-Total				62,375.65
Ignore Cents				0.00
Total				62,375.65
T5 - TAX PAYABLE				
				30,298.81
Sub-Total				30,298.81
Ignore Cents				0.00
Total				30,298.81
K - PAYG instalments raised				
	25/10/2021	85000	Income Tax Payable/Refundable	10,130.00
	23/02/2022	85000	Income Tax Payable/Refundable	10,130.00
	27/04/2022	85000	Income Tax Payable/Refundable	10,130.00
	30/06/2022	85000	Income Tax Payable/Refundable	15,000.00
Sub-Total				45,390.00
Ignore Cents				0.00
Total				45,390.00
L - Supervisory levy				
				259.00
Sub-Total				259.00
Ignore Cents				0.00
Total				259.00

Sugar Bean Super Fund

Tax Reconciliation Report

For the year ended 30 June 2022

Tax Return Label	Date	Account Code	Account Name	Amount \$
S - AMOUNT DUE OR REFUNDABLE				
				(14,832.19)
Sub-Total				(14,832.19)
Ignore Cents				0.00
Total				(14,832.19)



Australian Government
Australian Taxation Office

Agent SUPERHELP AUSTRALIA PTY LTD
Client THE TRUSTEE FOR TSO PTY LTD
 ATF SUGAR BEAN SUPER FUND
ABN 98 219 531 773
TFN 899 656 933

Income tax 551

Date generated	07 February 2023
Overdue	\$0.00
Not yet due	\$0.00
Balance	\$0.00

Transactions

2 results found - from **07 February 2021** to **07 February 2023** sorted by **processed date** ordered **newest to oldest**

Processed date	Effective date	Description	Debit (DR)	Credit (CR)	Balance
13 May 2022	12 May 2022	Payment received		\$16,320.49	\$0.00
17 Mar 2022	16 May 2022	Tax return Self Man Superfund - Income Tax for the period from 01 Jul 20 to 30 Jun 21	\$16,320.49		\$16,320.49 DR

86000 - PAYG Payable

2022 Financial Year

Preparer Shelley Lian

Reviewer Steven Lee

Status Completed

Account Code	Description	CY Balance	LY Balance	Change
86000	PAYG Payable	(\$15,000.00)	(\$8,681.00)	72.79%
TOTAL		CY Balance	LY Balance	
		(\$15,000.00)	(\$8,681.00)	

Supporting Documents

- ATO Integrated.pdf
- PAYG Instalments report 2022.pdf

Standard Checklist

- Attach copy of PAYG Payment Summary
- Confirm Transactions in ATO Portal



Australian Government
Australian Taxation Office

Agent SUPERHELP AUSTRALIA PTY LTD
Client THE TRUSTEE FOR TSO PTY LTD
ATF SUGAR BEAN SUPER FUND
ABN 98 219 531 773
TFN 899 656 933

Activity statement 001

Date generated	07 February 2023
Overdue	\$0.00
Not yet due	\$0.00
Balance	\$0.00

Transactions

22 results found - from **07 February 2021** to **07 February 2023** sorted by **processed date** ordered **newest to oldest**

Processed date	Effective date	Description	Debit (DR)	Credit (CR)	Balance
4 Nov 2022	1 Nov 2022	General interest charge			\$0.00
2 Nov 2022	28 Oct 2022	Original Activity Statement for the period ending 30 Sep 22	\$22,210.00		\$0.00
2 Nov 2022	28 Oct 2022	- GST	\$7,782.00		
2 Nov 2022	28 Oct 2022	- PAYG Instalments	\$14,428.00		
31 Oct 2022	31 Oct 2022	Payment received		\$22,210.00	\$22,210.00 CR
5 Aug 2022	5 Aug 2022	General interest charge			\$0.00
2 Aug 2022	28 Jul 2022	Original Activity Statement for the period ending 30 Jun 22	\$25,302.00		\$0.00
2 Aug 2022	28 Jul 2022	- GST	\$10,302.00		
2 Aug 2022	28 Jul 2022	- PAYG Instalments	\$15,000.00		
1 Aug 2022	1 Aug 2022	Payment received		\$25,302.00	\$25,302.00 CR
2 May 2022	2 May 2022	General interest charge			\$0.00

Processed date	Effective date	Description	Debit (DR)	Credit (CR)	Balance
29 Apr 2022	28 Apr 2022	Original Activity Statement for the period ending 31 Mar 22	\$16,745.00		\$0.00
29 Apr 2022	28 Apr 2022	- GST	\$6,615.00		
29 Apr 2022	28 Apr 2022	- PAYG Instalments	\$10,130.00		
27 Apr 2022	27 Apr 2022	Payment received		\$16,745.00	\$16,745.00 CR
25 Feb 2022	28 Feb 2022	Original Activity Statement for the period ending 31 Dec 21	\$18,006.00		\$0.00
25 Feb 2022	28 Feb 2022	- GST	\$7,876.00		
25 Feb 2022	28 Feb 2022	- PAYG Instalments	\$10,130.00		
23 Feb 2022	23 Feb 2022	Payment received		\$18,006.00	\$18,006.00 CR
29 Oct 2021	29 Oct 2021	General interest charge			\$0.00
27 Oct 2021	28 Oct 2021	Original Activity Statement for the period ending 30 Sep 21	\$18,366.00		\$0.00
27 Oct 2021	28 Oct 2021	- GST	\$8,236.00		
27 Oct 2021	28 Oct 2021	- PAYG Instalments	\$10,130.00		
25 Oct 2021	25 Oct 2021	Payment received		\$18,366.00	\$18,366.00 CR
2 Aug 2021	2 Aug 2021	General interest charge			\$0.00
29 Jul 2021	28 Jul 2021	Original Activity Statement for the period ending 30 Jun 21	\$16,921.00		\$0.00
29 Jul 2021	28 Jul 2021	- GST	\$8,240.00		
29 Jul 2021	28 Jul 2021	- PAYG Instalments	\$8,681.00		
28 Jul 2021	28 Jul 2021	Payment received		\$16,921.00	\$16,921.00 CR
10 May 2021	10 May 2021	General interest charge			\$0.00
6 May 2021	28 Apr 2021	Original Activity Statement for the period ending 31 Mar 21	\$18,256.00		\$0.00

Processed date	Effective date	Description	Debit (DR)	Credit (CR)	Balance
6 May 2021	28 Apr 2021	- GST	\$8,126.00		
6 May 2021	28 Apr 2021	- PAYG Instalments	\$10,130.00		
5 May 2021	5 May 2021	Payment received		\$18,256.00	\$18,256.00 CR
16 Feb 2021	2 Mar 2021	Original Activity Statement for the period ending 31 Dec 20	\$18,356.00		\$0.00
16 Feb 2021	2 Mar 2021	- GST	\$7,501.00		
16 Feb 2021	2 Mar 2021	- PAYG Instalments	\$10,855.00		
16 Feb 2021	15 Feb 2021	Payment received		\$18,356.00	\$18,356.00 CR



Australian Government
Australian Taxation Office

PAYG Instalments report 2022

Tax Agent 72357001

Last Updated 04/02/2023

TFN	Client Name	Quarter 1 (\$)	Quarter 2 (\$)	Quarter 3 (\$)	Quarter 4 (\$)	Total Instalment (\$)
899656933	THE TRUSTEE FOR TSO PTY LTD ATF SUGAR BEAN SUPER FUND	10,130.00	10,130.00	10,130.00	15,000.00	45,390.00

Total No of Clients: 1

89000 - Deferred Tax Liability/Asset

2022 Financial Year

Preparer Shelley Lian

Reviewer Steven Lee

Status Completed

Account Code	Description	CY Balance	LY Balance	Change
89000	Deferred Tax Liability/Asset	(\$395,328.84)	(\$484,214.13)	(18.36)%
TOTAL		CY Balance	LY Balance	
		(\$395,328.84)	(\$484,214.13)	

Supporting Documents

- Deferred Tax Reconciliation Report [Report](#)

Standard Checklist

- Attach all source documentation and confirmations of Liability
- Attach copy of Deferred Tax Reconciliation Report

Sugar Bean Super Fund

Deferred Tax Reconciliation

For The Period 01 July 2021 - 30 June 2022

Investment Code	Investment Name	Revaluation/Tax Deferred	Permanent Difference (Non-Assessable)	Temporary Difference (Assessable)	Temporary Difference (Accumulation Portion)
Revaluations					
PPT.AX	Perpetual Limited	(8,348.46)	(2,782.82)	(5,565.64)	(5,565.64)
CSL.AX	CSL Limited	(6,075.88)	(2,025.29)	(4,050.59)	(4,050.59)
PLA0100AU3	Platinum International Brands Fund	(99,997.42)	(33,332.47)	(66,664.95)	(66,664.95)
MAM.AX	Microequities Asset Management Group Limited	(3,750.00)	(1,250.00)	(2,500.00)	(2,500.00)
WEB.AX	Webjet Limited	33,835.84	11,278.61	22,557.23	22,557.23
MPL.AX	Medibank Private Limited	515.25	171.75	343.50	343.50
SHSAGLOBALMICRO	Microequities Global Value Microcap Fund	(149,714.14)	(49,904.71)	(99,809.43)	(99,809.43)
PLA0004AU7	Platinum Asia Fund	(79,328.48)	(26,442.83)	(52,885.65)	(52,885.65)
FLT.AX	Flight Centre Travel Group Limited	64,055.20	21,351.73	42,703.47	42,703.47
BHP.AX	BHP Group Limited	(57,096.00)	(19,032.00)	(38,064.00)	(38,064.00)
PLA0101AU1	Platinum International Technology	(25,546.63)	(8,515.54)	(17,031.09)	(17,031.09)
LNK.AX	Link Administration Holdings Limited	(48,135.00)	(16,045.00)	(32,090.00)	(32,090.00)
WDS.AX	Woodside Energy Group Ltd	(345.90)	(115.30)	(230.60)	(230.60)
SUGAS001_394SYDNEYRD	394 Sydney Rd, Balgowlah	6,461.00	2,153.67	4,307.33	4,307.33
ANZ.AX	Australia And New Zealand Banking Group Limited	(34,180.20)	(11,393.40)	(22,786.80)	(22,786.80)
ABP.AX1	Abacus Property Group	(11,864.59)	(3,954.86)	(7,909.73)	(7,909.73)
SHSAMEHIVM	Microequities High Income Value Microcap Fund	(18,341.02)	(6,113.67)	(12,227.35)	(12,227.35)
AWC.AX	Alumina Limited	(2,141.46)	(713.82)	(1,427.64)	(1,427.64)
ORG.AXW	Origin Energy Limited	8,366.53	2,788.85	5,577.68	5,577.68
WOW.AX	Woolworths Group Limited	3,035.60	1,011.87	2,023.73	2,023.73

Sugar Bean Super Fund

Deferred Tax Reconciliation

For The Period 01 July 2021 - 30 June 2022

Investment Code	Investment Name	Revaluation/Tax Deferred	Permanent Difference (Non-Assessable)	Temporary Difference (Assessable)	Temporary Difference (Accumulation Portion)
WPL.AX	Woodside Petroleum Ltd	7,990.05	2,663.35	5,326.70	5,326.70
MTS.AX	Metcash Limited - Ordinary Fully Paid	9,500.00	3,166.67	6,333.33	6,333.33
ACR.AX	Acrux Limited	(171,024.14)	(57,008.05)	(114,016.09)	(114,016.09)
PLA0003AU3	Platinum Japan Fund	(45,183.46)	(15,061.15)	(30,122.31)	(30,122.31)
PLA0005AU4	Platinum International Health Care	(121,113.42)	(40,371.14)	(80,742.28)	(80,742.28)
PTM.AX	Platinum Asset Management Limited	(21,738.60)	(7,246.20)	(14,492.40)	(14,492.40)
WBC.AX	Westpac Banking Corporation	(53,105.93)	(17,701.98)	(35,403.95)	(35,403.95)
RIO.AX	RIO Tinto Limited	(8,188.65)	(2,729.55)	(5,459.10)	(5,459.10)
SHSASMBCFD	Smallco Broadcap Fund	(76,656.23)	(25,552.08)	(51,104.15)	(51,104.15)
		(908,116.14)	(302,705.36)	(605,410.78)	(605,410.78)

Tax Deferred Distributions

ABP.AX1	Abacus Property Group	46.79	0.00	46.79	46.79
ABP.AX1	Abacus Property Group	53.91	0.00	53.91	53.91
ABP.AX1	Abacus Property Group	57.69	0.00	57.69	57.69
ABP.AX1	Abacus Property Group	53.22	0.00	53.22	53.22
ABP.AX1	Abacus Property Group	43.81	0.00	43.81	43.81
ABP.AX1	Abacus Property Group	52.99	0.00	52.99	52.99
ABP.AX1	Abacus Property Group	69.39	0.00	69.39	69.39
ABP.AX1	Abacus Property Group	65.72	0.00	65.72	65.72
ABP.AX1	Abacus Property Group	50.81	0.00	50.81	50.81
ABP.AX1	Abacus Property Group	42.21	0.00	42.21	42.21

Sugar Bean Super Fund

Deferred Tax Reconciliation

For The Period 01 July 2021 - 30 June 2022

Investment Code	Investment Name	Revaluation/Tax Deferred	Permanent Difference (Non-Assessable)	Temporary Difference (Assessable)	Temporary Difference (Accumulation Portion)
ABP.AX1	Abacus Property Group	52.19	0.00	52.19	52.19
ABP.AX1	Abacus Property Group	44.16	0.00	44.16	44.16
ABP.AX1	Abacus Property Group	39.48	0.00	39.48	39.48
ABP.AX1	Abacus Property Group	44.89	0.00	44.89	44.89
ABP.AX1	Abacus Property Group	54.25	0.00	54.25	54.25
ABP.AX1	Abacus Property Group	1,032.27	0.00	1,032.27	1,032.27
ABP.AX1	Abacus Property Group	50.35	0.00	50.35	50.35
ABP.AX1	Abacus Property Group	42.78	0.00	42.78	42.78
ABP.AX1	Abacus Property Group	55.74	0.00	55.74	55.74
ABP.AX1	Abacus Property Group	46.68	0.00	46.68	46.68
ABP.AX1	Abacus Property Group	3.10	0.00	3.10	3.10
ABP.AX1	Abacus Property Group	50.12	0.00	50.12	50.12
ABP.AX1	Abacus Property Group	45.99	0.00	45.99	45.99
ABP.AX1	Abacus Property Group	44.96	0.00	44.96	44.96
ABP.AX1	Abacus Property Group	52.07	0.00	52.07	52.07
ABP.AX1	Abacus Property Group	48.97	0.00	48.97	48.97
ABP.AX1	Abacus Property Group	45.65	0.00	45.65	45.65
SHSAGLOBALMICRO	Microequities Global Value Microcap Fund	57.60	0.00	57.60	57.60
SHSAGLOBALMICRO	Microequities Global Value Microcap Fund	3,023.80	0.00	3,023.80	3,023.80
SHSAGLOBALMICRO	Microequities Global Value Microcap Fund	174.32	0.00	174.32	174.32
SHSAGLOBALMICRO	Microequities Global Value Microcap Fund	314.80	0.00	314.80	314.80

Sugar Bean Super Fund

Deferred Tax Reconciliation

For The Period 01 July 2021 - 30 June 2022

Investment Code	Investment Name	Revaluation/Tax Deferred	Permanent Difference (Non-Assessable)	Temporary Difference (Assessable)	Temporary Difference (Accumulation Portion)
SHSAMEHIVM	Microequities High Income Value Microcap Fund	66.90	0.00	66.90	66.90
SHSAMEHIVM	Microequities High Income Value Microcap Fund	4.44	0.00	4.44	4.44
SHSAMEHIVM	Microequities High Income Value Microcap Fund	1.27	0.00	1.27	1.27
SHSAMEHIVM	Microequities High Income Value Microcap Fund	0.55	0.00	0.55	0.55
SHSAMEHIVM	Microequities High Income Value Microcap Fund	0.66	0.00	0.66	0.66
SHSAMEHIVM	Microequities High Income Value Microcap Fund	0.61	0.00	0.61	0.61
SHSAMEHIVM	Microequities High Income Value Microcap Fund	0.63	0.00	0.63	0.63
SHSAMEHIVM	Microequities High Income Value Microcap Fund	0.66	0.00	0.66	0.66
SHSAMEHIVM	Microequities High Income Value Microcap Fund	0.64	0.00	0.64	0.64
SHSAMEHIVM	Microequities High Income Value Microcap Fund	0.51	0.00	0.51	0.51
SHSAMEHIVM	Microequities High Income Value Microcap Fund	0.50	0.00	0.50	0.50
SHSAMEHIVM	Microequities High Income Value Microcap Fund	0.53	0.00	0.53	0.53
SHSAMEHIVM	Microequities High Income Value Microcap Fund	0.51	0.00	0.51	0.51
SHSAMEHIVM	Microequities High Income Value Microcap Fund	4.53	0.00	4.53	4.53
SHSAMEHIVM	Microequities High Income Value Microcap Fund	7.71	0.00	7.71	7.71
SHSAMEHIVM	Microequities High Income Value Microcap Fund	0.41	0.00	0.41	0.41
SHSAMEHIVM	Microequities High Income Value Microcap Fund	0.43	0.00	0.43	0.43
SHSAMEHIVM	Microequities High Income Value Microcap Fund	0.52	0.00	0.52	0.52
SHSAMEHIVM	Microequities High Income Value Microcap Fund	0.41	0.00	0.41	0.41
SHSAMEHIVM	Microequities High Income Value Microcap Fund	0.44	0.00	0.44	0.44
SHSAMEHIVM	Microequities High Income Value Microcap Fund	0.64	0.00	0.64	0.64

Sugar Bean Super Fund

Deferred Tax Reconciliation

For The Period 01 July 2021 - 30 June 2022

Investment Code	Investment Name	Revaluation/Tax Deferred	Permanent Difference (Non-Assessable)	Temporary Difference (Assessable)	Temporary Difference (Accumulation Portion)
SHSAMEHIVM	Microequities High Income Value Microcap Fund	0.44	0.00	0.44	0.44
SHSAMEHIVM	Microequities High Income Value Microcap Fund	0.54	0.00	0.54	0.54
SHSAMEHIVM	Microequities High Income Value Microcap Fund	6.31	0.00	6.31	6.31
SHSAMEHIVM	Microequities High Income Value Microcap Fund	0.45	0.00	0.45	0.45
SHSAMEHIVM	Microequities High Income Value Microcap Fund	0.45	0.00	0.45	0.45
SHSAMEHIVM	Microequities High Income Value Microcap Fund	3.88	0.00	3.88	3.88
SHSAMEHIVM	Microequities High Income Value Microcap Fund	0.50	0.00	0.50	0.50
SHSAMEHIVM	Microequities High Income Value Microcap Fund	0.49	0.00	0.49	0.49
SHSAMEHIVM	Microequities High Income Value Microcap Fund	4.88	0.00	4.88	4.88
SHSAMEHIVM	Microequities High Income Value Microcap Fund	0.49	0.00	0.49	0.49
SHSAMEHIVM	Microequities High Income Value Microcap Fund	4.61	0.00	4.61	4.61
SHSAMEHIVM	Microequities High Income Value Microcap Fund	126.42	0.00	126.42	126.42
SHSASMBCFD	Smallco Broadcap Fund	14.68	0.00	14.68	14.68
SHSASMBCFD	Smallco Broadcap Fund	6.64	0.00	6.64	6.64
SHSASMBCFD	Smallco Broadcap Fund	173.54	0.00	173.54	173.54
SHSASMBCFD	Smallco Broadcap Fund	212.83	0.00	212.83	212.83
SHSASMBCFD	Smallco Broadcap Fund	26.06	0.00	26.06	26.06
SHSASMBCFD	Smallco Broadcap Fund	40.77	0.00	40.77	40.77
SHSASMBCFD	Smallco Broadcap Fund	45.68	0.00	45.68	45.68
SHSASMBCFD	Smallco Broadcap Fund	54.35	0.00	54.35	54.35
SHSASMBCFD	Smallco Broadcap Fund	32.24	0.00	32.24	32.24

Sugar Bean Super Fund

Deferred Tax Reconciliation

For The Period 01 July 2021 - 30 June 2022

Investment Code	Investment Name	Revaluation/Tax Deferred	Permanent Difference (Non- Assessable)	Temporary Difference (Assessable)	Temporary Difference (Accumulation Portion)
SHSASMBCFD	Smallco Broadcap Fund	74.52	0.00	74.52	74.52
SHSASMBCFD	Smallco Broadcap Fund	17.21	0.00	17.21	17.21
SUGAS001_394SYDNEYR D	394 Sydney Rd, Balgowlah D	6,040.00	0.00	6,040.00	6,040.00
		12,842.17	0.00	12,842.17	12,842.17
Total		(895,273.97)	(302,705.36)	(592,568.61)	(592,568.61)
Deferred Tax Liability (Asset) Summary					
Opening Balance		484,214.13			
Current Year Transactions		(88,885.29)			
Total Capital Losses		0.00			
Total Tax Losses		0.00			
Deferred Tax WriteBacks/Adjustment		0.00			
Capital Loss carried forward recouped		0.00			
Tax Loss carried forward recouped		0.00			
Closing Balance		395,328.84			

A - Financial Statements

2022 Financial Year

Preparer Shelley Lian

Reviewer Steven Lee

Status Completed

Supporting Documents

No supporting documents

Standard Checklist

- Attach copy of Financial Statements
- Attach copy of SMSF Annual Return

B - Permanent Documents

2022 Financial Year

Preparer Shelley Lian

Reviewer Steven Lee

Status Completed

Supporting Documents

- Fund Summary Report Report

Standard Checklist

- Attach latest copy of ASIC annual company statement (if corporate trustee)
- Ensure latest copies of ATO Trustee Declarations and ATO confirmation that the fund is a regulated fund is attached
- Ensure latest copies of trustee consents, member consents and registers are attached
- Ensure latest copy of trust deed (including amendments) are attached
- Use [Australian Business Register](#) to ensure details are correct
- Use [Super Fund Lookup](#) to check the eligibility to receive rollovers and contributions

Sugar Bean Super Fund

Fund Summary Report

As at 30/06/2022

Fund Details

Date Formed: 17/04/2009

Tax File Number: Provided

ABN: 98219531773

Period: 01/07/2021 - 30/06/2022

Fund Type: SMSF

Postal Address:

Ground Floor 394 Sydney Road
Balgowlah, New South Wales 2093

Physical Address:

Ground Floor 394 Sydney Road
Balgowlah, New South Wales 2093

Members

Number of Members: 2

Name	Age	Member Accounts	Pension Accounts	Tax File Number	Beneficiary Details
Chai, Thomas Vui Chung	52	1	0	Provided	Not Provided
Cheng, Veronica Hong Kun	55	1	0	Provided	Not Provided

Fund Relationships

Relationship Type	Contact
Error - «item_RelationShips.RelationShipType» - Variable does not exist	Error - «item_RelationShips.RelationShipTypeContact» - Variable does not exist
Error - «item_RelationShips.RelationShipType» - Variable does not exist	Error - «item_RelationShips.RelationShipTypeContact» - Variable does not exist
Error - «item_RelationShips.RelationShipType» - Variable does not exist	Error - «item_RelationShips.RelationShipTypeContact» - Variable does not exist
Error - «item_RelationShips.RelationShipType» - Variable does not exist	Error - «item_RelationShips.RelationShipTypeContact» - Variable does not exist
Error - «item_RelationShips.RelationShipType» - Variable does not exist	Error - «item_RelationShips.RelationShipTypeContact» - Variable does not exist

Sugar Bean Super Fund

Fund Summary Report

As at 30/06/2022

C - Other Documents

2022 Financial Year

Preparer Shelley Lian

Reviewer Steven Lee

Status Completed

Supporting Documents

- Signed_Investment_Strategy.pdf

Standard Checklist

- Attach copy of any SOAs issued during the Financial Year
- Attach copy of Investment Strategy
- Attach signed Engagement Letter
- Attach signed Trustee Representation Letter
- Attach Trustee Minutes prepared during the year

Sugar Bean Super Fund

Projected Investment Strategy

Overview

The aim of this strategy is to provide the Members with an income on retirement.

Investment Objectives

The Trustee will at all times act prudently to maximise the rate of return, subject to acceptable risk parameters, and maintenance of appropriate diversification across a broad range of assets.

Having considered the risk profile of the fund and the member's needs and circumstances, the trustee has adopted the following objectives for the investment of assets of the fund;

- to achieve an investment return (based on market values and net of tax and charges) that exceeds the CPI by at least 3% per annum when measured over a rolling 5 year period.
- to have a probability of zero or negative returns in any 12 Month period of less than one in five years; and
- have sufficient liquidity to meet liabilities as and when they fall due.

Investment Strategy

The fund will invest in a portfolio of assets according to market conditions and within the ranges specified below:

Asset Allocation

The targeted asset allocation will be in the following ranges:

<u>Asset Class</u>	<u>Target Range</u>	<u>Benchmark</u>
Australian Shares	20 - 50 %	44 %
International Shares	0 - 0 %	0 %
Cash	0 - 10 %	1 %
Australian Fixed Interest	0 - 0 %	0 %
International Fixed Interest	0 - 0 %	0 %
Mortgages	0 - 0 %	0 %
Direct Property	40 - 60 %	56 %
Listed Property	0 - 0 %	0 %
Other	0 - 0 %	0 %

Quality companies and trusts as supported by research and fundamental analysis will be selected. Direct investments in property, artwork and lease equipment may form part of the strategy provided there is sufficient basis for the decision.


Insurance

The Trustees have considered and consulted Professional Advice where necessary to ensure that all fund members have the correct type and level of insurance. Insurance may be held within or outside the SMSF.

Review and Monitoring

The trustees will monitor and review the fund's investment activities on a regular basis and to communicate with the members should they feel that any change in strategy is necessary in order to achieve the fund's objective.

Date: 1/12/21



Thomas Vui Chung Chai

Sugar Bean Super Fund

Projected Investment Strategy



Veronica Hong Kun Cheng

D - Pension Documentation

2022 Financial Year

Preparer Shelley Lian

Reviewer Steven Lee

Status Completed

Supporting Documents

- Transfer Balance Account Summary [Report](#)

Standard Checklist

- Attach Actuarial Certificate
- Attach documentation supporting any pensions commenced during the financial year
- Attach documentation supporting any pensions commuted during the financial year
- Ensure correct Transfer Balance Account Reports have been lodged with the ATO

Sugar Bean Super Fund

Transfer Balance Account Summary

For The Period 01 July 2021 - 30 June 2022

Member	Pension Type	Date	Lodgment Date	Transaction Type	Event Type	Debit	Credit	Balance	Cap Limit	Remaining Cap
--------	--------------	------	---------------	------------------	------------	-------	--------	---------	-----------	---------------

Thomas Vui Chung
Chai

Veronica Hong Kun
Cheng

E - Estate Planning

2022 Financial Year

Preparer Shelley Lian

Reviewer Steven Lee

Status Completed

Supporting Documents

No supporting documents

Standard Checklist

- Attach Death Benefit Nominations (if applicable)
- Attach Life Insurance Policies (if applicable)
- Attach Reversionary Pension documentation (if applicable)
- Attach SMSF Will (if applicable)
- Review current Estate planning to ensure it matches wishes of members