

POWER FAMILY SF

## Statement of Financial Position

As At 30 Jun 2023

	As at 30 Jun 2022	Quantity	As at 30 Jun 2023	Quantity
	Balance		Balance	
<b>Assets</b>				
<b>Investments</b>				
Shares in Listed Companies				
AMP Ltd	\$ 57,300.00	60,000	\$ 67,800.00	60,000
ANZ Banking Group Ltd	\$ 44,060.00	2,000	\$ 50,597.14	2,134
BHP Billiton Ltd	\$ 61,875.00	1,500	\$ 67,485.00	1,500
Fortescue Metal Group Ltd	\$ 175,300.00	10,000	\$ 221,800.00	10,000
Li-S Energy Limited	\$ 5,280.00	12,000	\$ 7,200.00	30,000
Macquarie Group Ltd	\$ 246,765.00	1,500	\$ 266,430.00	1,500
National Australia Bank Ltd	\$ 82,170.00	3,000	\$ 79,110.00	3,000
QBE Insurance Group Ltd	\$ 60,750.00	5,000	\$ 78,350.00	5,000
South32 Limited	\$ 118,200.00	30,000	\$ 112,800.00	30,000
Telstra Corporation Ltd	\$ 38,500.00	10,000	\$ 43,000.00	10,000
Woodside Energy Group Ltd	\$ 8,628.64	271	\$ 9,333.24	271
Total Shares in Listed Companies	\$ 898,828.64		\$ 1,003,905.38	
Shares in Unlisted Companies				
TV2_R	\$ 0.00	50,000	\$ 0.00	50,000
Tv2u International Limited- Delisted	\$ 9,000.00	1,000,000	\$ 9,000.00	1,000,000
Total Shares in Unlisted Companies	\$ 9,000.00		\$ 9,000.00	
Stapled Securities				
Scentre Group - Fully Paid Ordinary/Units	\$ 129,500.00	50,000	\$ 132,500.00	50,000
Total Stapled Securities	\$ 129,500.00		\$ 132,500.00	
Total Investments	\$ 1,037,328.64		\$ 1,145,405.38	
<b>Other Assets</b>				
Cash At Bank				
CBA Bank Business Account	\$ 203.22		\$ 227.72	
CBA Bank Online Saver 6526	\$ 23,200.00		\$ 36,193.07	
Total Cash At Bank	\$ 23,403.22		\$ 36,420.79	
Current Tax Assets				
Franking Credits				
Shares in Listed Companies				
AMP Ltd	\$ 0.00		\$ 128.57	
ANZ Banking Group Ltd	\$ 1,217.14		\$ 1,293.92	
BHP Billiton Ltd	\$ 6,539.44		\$ 6,517.09	
Fortescue Metal Group Ltd	\$ 12,728.57		\$ 8,400.00	
Macquarie Group Ltd	\$ 1,560.86		\$ 1,671.43	
National Australia Bank Ltd	\$ 1,632.86		\$ 1,941.43	
QBE Insurance Group Ltd	\$ 68.32		\$ 83.58	
South32 Limited	\$ 2,495.90		\$ 4,174.19	
Telstra Corporation Ltd	\$ 685.72		\$ 728.58	
Woodside Energy Group Ltd	\$ 0.00		\$ 435.99	
Total Shares in Listed Companies	\$ 26,928.81		\$ 21,374.78	
Stapled Securities				
Scentre Group - Fully Paid Ordinary/Units	\$ 764.21		\$ 1,034.39	
Total Stapled Securities	\$ 764.21		\$ 1,034.39	
Total Franking Credits	\$ 27,693.02		\$ 22,409.17	
Foreign Tax Credits				
Stapled Securities				
Scentre Group - Fully Paid Ordinary/Units	\$ 21.83		\$ 37.03	
Total Stapled Securities	\$ 21.83		\$ 37.03	
Total Foreign Tax Credits	\$ 21.83		\$ 37.03	
Excessive Foreign Tax Credit Write-off	\$ -21.83		\$ -37.03	
Total Current Tax Assets	\$ 27,693.02		\$ 22,409.17	
Total Other Assets	\$ 51,096.24		\$ 58,829.96	

Total Assets	\$	1,088,424.88	\$	1,204,235.34
<b>Liabilities</b>				
Total Liabilities	\$	0.00	\$	0.00
<b>Net Assets</b>				
Total Net Assets	\$	1,088,424.88	\$	1,204,235.34
<b>Member Entitlements</b>				
<b>Member Entitlement Accounts</b>				
Mr Bryan Power				
Bryan Power	\$	544,068.58	\$	601,847.49
Total Mr Bryan Power	\$	544,068.58	\$	601,847.49
Mrs Catherine Power				
Catherine Power	\$	544,356.30	\$	602,387.85
Total Mrs Catherine Power	\$	544,356.30	\$	602,387.85
Total Member Entitlement Accounts	\$	1,088,424.88	\$	1,204,235.34
Total Member Entitlements	\$	1,088,424.88	\$	1,204,235.34

POWER FAMILY SF

**Operating Statement****From 1 Jul 2022 to 30 Jun 2023**


	1 Jul 2021 to 30 Jun 2022	1 Jul 2022 to 30 Jun 2023
<b>Income</b>		
<b>Investment Gains</b>		
Market Gains		
Shares in Listed Companies		
AMP Ltd	\$ -10,200.00	\$ 10,500.00
ANZ Banking Group Ltd	\$ -12,240.00	\$ 4,004.54
BHP Billiton Ltd	\$ -10,980.00	\$ 5,610.00
Fortescue Metal Group Ltd	\$ -58,100.00	\$ 46,500.00
Li-S Energy Limited	\$ -20,824.68	\$ -3,959.95
Macquarie Group Ltd	\$ 10,277.35	\$ 19,665.00
National Australia Bank Ltd	\$ 3,510.00	\$ -3,060.00
QBE Insurance Group Ltd	\$ 7,634.22	\$ 17,600.00
South32 Limited	\$ 30,300.00	\$ -5,400.00
Telstra Corporation Ltd	\$ 900.00	\$ 4,500.00
Woodside Energy Group Ltd	\$ 563.68	\$ 704.60
Total Shares in Listed Companies	\$ -59,159.43	\$ 96,664.19
Stapled Securities		
Scentre Group - Fully Paid Ordinary/Units Stapled Securities	\$ -4,594.24	\$ 3,000.00
Total Stapled Securities	\$ -4,594.24	\$ 3,000.00
Total Market Gains	\$ -63,753.67	\$ 99,664.19
Total Investment Gains	\$ -63,753.67	\$ 99,664.19
<b>Investment Income</b>		
Distributions		
Stapled Securities		
Scentre Group - Fully Paid Ordinary/Units Stapled Securities	\$ 9,336.04	\$ 8,946.42
Total Stapled Securities	\$ 9,336.04	\$ 8,946.42
Total Distributions	\$ 9,336.04	\$ 8,946.42
Dividends		
Shares in Listed Companies		
AMP Ltd	\$ 0.00	\$ 1,628.57
ANZ Banking Group Ltd	\$ 4,057.14	\$ 4,313.08
BHP Billiton Ltd	\$ 21,798.15	\$ 8,390.30
Fortescue Metal Group Ltd	\$ 42,428.57	\$ 28,000.00
Macquarie Group Ltd	\$ 10,665.86	\$ 11,421.43
National Australia Bank Ltd	\$ 5,442.86	\$ 6,471.43
QBE Insurance Group Ltd	\$ 1,662.59	\$ 2,033.58
South32 Limited	\$ 8,319.66	\$ 13,913.98
Telstra Corporation Ltd	\$ 2,285.72	\$ 2,428.58
Woodside Energy Group Ltd	\$ 0.00	\$ 1,453.30
Total Shares in Listed Companies	\$ 96,660.55	\$ 80,054.25
Total Dividends	\$ 96,660.55	\$ 80,054.25
Interest		
Cash At Bank		
CBA Bank Online Saver 6526	\$ 2.66	\$ 421.20
Total Cash At Bank	\$ 2.66	\$ 421.20
Total Interest	\$ 2.66	\$ 421.20
Total Investment Income	\$ 105,999.25	\$ 89,421.87
<b>Other Income</b>		
Sundry	\$ 0.00	\$ 88.93
Total Other Income	\$ 0.00	\$ 88.93
Total Income	\$ 42,245.58	\$ 189,174.99

**Expenses****Member Payments**

Pensions Paid			
Mr Bryan Power			
Bryan Power	\$	53,593.91	\$ 35,000.00
Total Mr Bryan Power	\$	53,593.91	\$ 35,000.00
Mrs Catherine Power			
Catherine Power	\$	55,906.09	\$ 35,000.00
Total Mrs Catherine Power	\$	55,906.09	\$ 35,000.00
Total Pensions Paid	\$	109,500.00	\$ 70,000.00
Total Member Payments	\$	109,500.00	\$ 70,000.00
Other Expenses			
Accountancy Fee	\$	1,900.00	\$ 1,975.00
Auditor Fee	\$	973.50	\$ 973.50
Bank Fees			
Cash At Bank			
CBA Bank Business Account	\$	120.00	\$ 120.00
Total Cash At Bank	\$	120.00	\$ 120.00
Total Bank Fees	\$	120.00	\$ 120.00
SMSF Supervisory Levy	\$	259.00	\$ 259.00
Total Other Expenses	\$	3,252.50	\$ 3,327.50
Total Expenses	\$	112,752.50	\$ 73,327.50
Income Tax			
Income Tax Expense			
Excessive Foreign Tax Credit Writeoff Expense	\$	21.83	\$ 37.03
Total Income Tax Expense	\$	21.83	\$ 37.03
Total Income Tax	\$	21.83	\$ 37.03
Net Profit (Loss) Total	\$	-70,528.75	\$ 115,810.46

# Financial Year Summary

1 JULY 2022 - 30 JUNE 2023




CommSec

Portfolio Valuation	Account Number	Account Name	Value as at 30 June 2023
Shares	2307334	MR BRYAN MORGAN POWER + MRS CATHERINE ANNE POWER <POWER FAMILY SUPER FUND A/C>	\$1,136,405.38
<b>TOTAL PORTFOLIO VALUE</b>			<b>\$1,136,405.38</b>


## Allocation as at 30 June 2023

### Shares in your portfolio



MQG (23.44%)  
FMG (19.52%)  
SCG (11.66%)  
S32 (9.93%)  
NAB (6.96%)  
QBE (6.89%)  
AMP (5.97%)  
BHP (5.94%)  
ANZ (4.45%)  
All Others (5.24%)

### Sectors in your portfolio



Financials (47.72%)  
Materials (35.38%)  
Other (1.45%)  
Real Estate (11.66%)  
Teleco. Services (3.78%)

Estimated Interest & Dividends	2022-2023 Financial Year
Est. Franked Dividends	\$52,284.45
Est. Unfranked Dividends	\$14,270.00
Est. Franking Credits	\$22,407.64
Est. Interest Received from Interest Rate Securities	\$0.00
<b>TOTAL INCOME</b>	<b>\$66,554.45</b>

Fees & Charges	2022-2023 Financial Year
Total Brokerage (inc. GST)	\$29.95
Total Subscriptions (inc. GST)	\$0.00
Other Fees (inc. GST)	\$0.00
<b>TOTAL FEES &amp; CHARGES</b>	<b>\$29.95</b>

# Portfolio Valuation

30 JUNE 2023



CommSec

SHARES - 2307334 - HIN 46594568

MR BRYAN MORGAN POWER + MRS CATHERINE ANNE POWER <POWER FAMILY SUPER FUND A/C>

Portfolio	Units	Unit Price	Portfolio Value	% of Portfolio
AMP - AMP LIMITED FPO (ORDINARY FULLY PAID)	60,000	\$1.1300	\$67,800.00	5.97%
ANZ - ANZ GROUP HOLDINGS FPO (ORDINARY FULLY PAID)	2,134	\$23.7100	\$50,597.14	4.45%
BHP - BHP GROUP LIMITED FPO (ORDINARY FULLY PAID)	1,500	\$44.9900	\$67,485.00	5.94%
FMG - FORTESCUE METALS GRP FPO (ORDINARY FULLY PAID)	10,000	\$22.1800	\$221,800.00	19.52%
LIS - LISENERGYLIMITED FPO (ORDINARY FULLY PAID)	30,000	\$0.2400	\$7,200.00	0.63%
MQG - MACQUARIE GROUP LTD FPO (ORDINARY FULLY PAID)	1,500	\$177.6200	\$266,430.00	23.44%
NAB - NATIONAL AUST. BANK FPO (ORDINARY FULLY PAID)	3,000	\$26.3700	\$79,110.00	6.96%
QBE - QBE INSURANCE GROUP FPO (ORDINARY FULLY PAID)	5,000	\$15.6700	\$78,350.00	6.89%
S32 - SOUTH32 LIMITED FPO (ORDINARY FULLY PAID)	30,000	\$3.7600	\$112,800.00	9.93%
SCG - SCENTRE GRP STAPLED (FULLY PAID ORDINARY/UNITS STAPLED SECURITIES)	50,000	\$2.6500	\$132,500.00	11.66%
TLS - TELSTRA GROUP FPO (ORDINARY FULLY PAID)	10,000	\$4.3000	\$43,000.00	3.78%
WDS - WOODSIDE ENERGY FPO (ORDINARY FULLY PAID)	271	\$34.4400	\$9,333.24	0.82%
		<b>Sub Total</b>	<b>\$1,136,405.38</b>	<b>100.00%</b>



# Your Statement

Statement 60 (Page 1 of 2)

Account Number 06 2127 10183053

Statement Period 16 May 2022 - 15 Aug 2022

Closing Balance \$383.22 CR

Enquiries 13 1998  
(24 hours a day, 7 days a week)



003

MR B M MRS C A POWER  
2 MILLS PL  
BEACON HILL NSW 2100

## Business Transaction Account

If this account has an attached overdraft limit or facility which is secured over your primary place of residence or over a residential investment property you should ensure that the property is insured in accordance with the terms and conditions of the mortgage. If you have any queries about your insurance cover you should contact your insurer. Information on property insurance can also be found on [www.moneysmart.gov.au](http://www.moneysmart.gov.au). Note, if this account has an attached overdraft limit or facility and we send you a statement every 4 or 6 months, we will update your statement preference to every 3 months as part of changes made to the new Banking Code of Practice from 1 July 2019.

Name: BRYAN MORGAN POWER AND  
CATHERINE ANNE MARY POWER IN TRUST FOR  
POWER FAMILY SUPER FUND


Note: Have you checked your statement today? It's easy to find out more information about each of your transactions by logging on to the CommBank App or NetBank. Should you have any questions on fees or see an error please contact us on the details above. Cheque proceeds are available when cleared.

The date of transactions shown here may be different on your other transaction lists (for example, the transaction list that appears on the CommBank app).

Date	Transaction	Debit	Credit	Balance
16 May 2022	OPENING BALANCE			\$22,213.30 CR
01 Jun	Account Fee	10.00		\$22,203.30 CR
16 Jun	Transfer to xx8883 NetBank pension payment	10,000.00		\$12,203.30 CR
29 Jun	Transfer to xx6526 CommBank app	12,000.08		\$203.22 CR
01 Jul	Account Fee	10.00		\$193.22 CR
01 Aug	Account Fee	10.00		\$183.22 CR
02 Aug	Transfer from xx6526 CommBank app Pension Payment		5,000.00	\$5,183.22 CR
02 Aug	Transfer to xx8883 CommBank app Pension Payment	5,000.00		\$183.22 CR
02 Aug	Transfer from xx6526 CommBank app AND Share Offer		5,232.60	\$5,415.82 CR
02 Aug	2022 ANZ PAITREO CommBank app BPAY 3 161919900041322030	2,532.60		\$2,883.22 CR
11 Aug	Transfer from xx6526 CommBank app		2,500.00	\$5,383.22 CR

Account Number

06 2127 10183053



Date	Transaction	Debit	Credit	Balance
11 Aug	Transfer to xx8883 CommBank app PensionPayment	5,000.00		\$383.22 CR
15 Aug 2022	CLOSING BALANCE			\$383.22 CR
<b>Opening balance - Total debits + Total credits = Closing balance</b>				
	\$22,213.30 CR	\$34,562.68	\$12,732.60	\$383.22 CR

**Transaction Summary during 1st May 2022 to 31st July 2022**

Transaction Type	01 May to 31 May	01 Jun to 30 Jun	01 Jul to 31 Jul	Free	Chargeable	Unit Price	Fee Charged
Staff assisted withdrawals	0	0	0	0	0	\$3.00	\$0.00
Cheques written	0	0	0	0	0	\$3.00	\$0.00
Cheque deposit	0	0	0	0	0	\$3.00	\$0.00
Over the counter deposit	0	0	0	0	0	\$3.00	\$0.00
Quick deposits	0	0	0	0	0	\$3.00	\$0.00
Cheq deposit in quick deposit box	0	0	0	0	0	\$3.00	\$0.00
<b>Total</b>	<b>0</b>	<b>0</b>	<b>0</b>	<b>0</b>	<b>0</b>		<b>\$0.00</b>
<b>Account Fee</b>						<b>\$10.00</b>	<b>\$30.00</b>
<b>Paper Statement Fee</b>						<b>\$0.00</b>	<b>\$0.00</b>

**Important Information:**

We try to get things right the first time – but if we don't, we'll do what we can to fix it.

You can fix most problems simply by contacting us.

Write to: CBA Group Customer Relations, Reply Paid 41, Sydney NSW 2001

Tell us online: [commbank.com.au/support/compliments-and-complaints.html](https://commbank.com.au/support/compliments-and-complaints.html)

Call: 1800 805 605 (free call)

You can also contact the Australian Financial Complaints Authority, AFCA, an independent external dispute resolution body approved by ASIC - time limits may apply, visit AFCA, [afca.org.au](https://afca.org.au), website for more information.

Write to: Australian Financial Complaints Authority, GPO Box 3, Melbourne VIC 3001

Email: [info@afca.org.au](mailto:info@afca.org.au)

Call: 1800 931 678, free call Monday to Friday 9am– 5pm, AEST





## Your Statement

Statement 61

(Page 1 of 3)

Account Number 06 2127 10183053

Statement

Period 16 Aug 2022 - 15 Nov 2022

Closing Balance \$3,327.67 CR

Enquiries 13 1998

(24 hours a day, 7 days a week)



003

MR B M MRS C A POWER  
2 MILLS PL  
BEACON HILL NSW 2100

## Business Transaction Account

If this account has an attached overdraft limit or facility which is secured over your primary place of residence or over a residential investment property you should ensure that the property is insured in accordance with the terms and conditions of the mortgage. If you have any queries about your insurance cover you should contact your insurer. Information on property insurance can also be found on [www.moneysmart.gov.au](http://www.moneysmart.gov.au). Note, if this account has an attached overdraft limit or facility and we send you a statement every 4 or 6 months, we will update your statement preference to every 3 months as part of changes made to the new Banking Code of Practice from 1 July 2019.

Name: BRYAN MORGAN POWER AND  
CATHERINE ANNE MARY POWER IN TRUST FOR  
POWER FAMILY SUPER FUND

Note: Have you checked your statement today? It's easy to find out more information about each of your transactions by logging on to the CommBank App or NetBank. Should you have any questions on fees or see an error please contact us on the details above. Cheque proceeds are available when cleared.


The date of transactions shown here may be different on your other transaction lists (for example, the transaction list that appears on the CommBank app).

Date	Transaction	Debit	Credit	Balance
16 Aug 2022	OPENING BALANCE			\$383.22 CR
01 Sep	Account Fee	10.00		\$373.22 CR
02 Sep	Transfer from xx6526 CommBank app PensionPayment		5,000.00	\$5,373.22 CR
02 Sep	Transfer to xx5603 CommBank app Pension Payment	5,000.00		\$373.22 CR
21 Sep	Direct Credit 629786 TLS FNL DIV 001281763059		850.00	\$1,223.22 CR
23 Sep	Direct Credit 458106 QBE DIVIDEND FPA22/00824333		450.00	\$1,673.22 CR
29 Sep	Direct Credit 436383 FMG DIVIDEND 001283928466		12,100.00	\$13,773.22 CR
01 Oct	Account Fee	10.00		\$13,763.22 CR
03 Oct	Transfer to xx8883 CommBank app PensionPayment	5,000.00		\$8,763.22 CR
03 Oct	Transfer to xx6526 CommBank app	8,000.00		\$763.22 CR
20 Oct	Transfer from xx6526 NetBank		3,000.00	\$3,763.22 CR



Account Number

06 2127 10183053



Date	Transaction	Debit	Credit	Balance
20 Oct	Transfer To stewardship accounta NetBank inv 9578	2,948.50		\$814.72 CR
25 Oct	Direct Credit 012721 ATO ATO005000017167647		27,434.02	\$28,248.74 CR
28 Oct	Transfer to xx6526 CommBank app	25,000.00		\$3,248.74 CR
01 Nov	Account Fee	10.00		\$3,238.74 CR
14 Nov	Direct Credit 406170 BGPU DST 001285435736		88.93	\$3,327.67 CR
15 Nov 2022	CLOSING BALANCE			\$3,327.67 CR

Opening balance	-	Total debits	+	Total credits	=	Closing balance
\$383.22 CR		\$45,978.50		\$48,922.95		\$3,327.67 CR

### Transaction Summary during 1st August 2022 to 31st October 2022

Transaction Type	01 Aug to 31 Aug	01 Sep to 30 Sep	01 Oct to 31 Oct	Free	Chargeable	Unit Price	Fee Charged
Staff assisted withdrawals	0	0	0	0	0	\$3.00	\$0.00
Cheques written	0	0	0	0	0	\$3.00	\$0.00
Cheque deposit	0	0	0	0	0	\$3.00	\$0.00
Over the counter deposit	0	0	0	0	0	\$3.00	\$0.00
Quick deposits	0	0	0	0	0	\$3.00	\$0.00
Cheq deposit in quick deposit box	0	0	0	0	0	\$3.00	\$0.00
<b>Total</b>	<b>0</b>	<b>0</b>	<b>0</b>	<b>0</b>	<b>0</b>		<b>\$0.00</b>
<b>Account Fee</b>						<b>\$10.00</b>	<b>\$30.00</b>
<b>Paper Statement Fee</b>						<b>\$0.00</b>	<b>\$0.00</b>



## Your Statement

Statement 62

(Page 1 of 2)

Account Number 06 2127 10183053

Statement

Period 16 Nov 2022 - 15 Feb 2023

Closing Balance \$297.67 CR

Enquiries 13 1998

(24 hours a day, 7 days a week)



003

MR B M MRS C A POWER  
2 MILLS PL  
BEACON HILL NSW 2100

## Business Transaction Account

If this account has an attached overdraft limit or facility which is secured over your primary place of residence or over a residential investment property you should ensure that the property is insured in accordance with the terms and conditions of the mortgage. If you have any queries about your insurance cover you should contact your insurer. Information on property insurance can also be found on [www.moneysmart.gov.au](http://www.moneysmart.gov.au). Note, if this account has an attached overdraft limit or facility and we send you a statement every 4 or 6 months, we will update your statement preference to every 3 months as part of changes made to the new Banking Code of Practice from 1 July 2019.

Name: BRYAN MORGAN POWER AND  
CATHERINE ANNE MARY POWER IN TRUST FOR  
POWER FAMILY SUPER FUND


Note: Have you checked your statement today? It's easy to find out more information about each of your transactions by logging on to the CommBank App or NetBank. Should you have any questions on fees or see an error please contact us on the details above. Cheque proceeds are available when cleared.

The date of transactions shown here may be different on your other transaction lists (for example, the transaction list that appears on the CommBank app).

Date	Transaction	Debit	Credit	Balance
16 Nov 2022	OPENING BALANCE			\$3,327.67 CR
27 Nov	Transfer from xx6526 CommBank app		5,000.00	\$8,327.67 CR
27 Nov	Transfer to xx8883 CommBank app Pension Payment	5,000.00		\$3,327.67 CR
01 Dec	Account Fee	10.00		\$3,317.67 CR
27 Dec	Transfer from xx6526 CommBank app		2,000.00	\$5,317.67 CR
27 Dec	Transfer to xx8883 CommBank app pensionpayment	5,000.00		\$317.67 CR
01 Jan	Account Fee	10.00		\$307.67 CR
23 Jan	Transfer from xx6526 CommBank app pension payment		5,000.00	\$5,307.67 CR
23 Jan	Transfer to xx5603 CommBank app pensionpayment	5,000.00		\$307.67 CR

Account Number

06 2127 10183053



Date	Transaction	Debit	Credit	Balance
01 Feb	Account Fee	10.00		\$297.67 CR
15 Feb 2023	CLOSING BALANCE			\$297.67 CR

Opening balance	-	Total debits	+	Total credits	=	Closing balance
\$3,327.67 CR		\$15,030.00		\$12,000.00		\$297.67 CR

### Transaction Summary during 1st November 2022 to 31st January 2023

Transaction Type	01 Nov to 30 Nov	01 Dec to 31 Dec	01 Jan to 31 Jan	Free	Chargeable	Unit Price	Fee Charged
Staff assisted withdrawals	0	0	0	0	0	\$3.00	\$0.00
Cheques written	0	0	0	0	0	\$3.00	\$0.00
Cheque deposit	0	0	0	0	0	\$3.00	\$0.00
Over the counter deposit	0	0	0	0	0	\$3.00	\$0.00
Quick deposits	0	0	0	0	0	\$3.00	\$0.00
Cheq deposit in quick deposit box	0	0	0	0	0	\$3.00	\$0.00
<b>Total</b>	<b>0</b>	<b>0</b>	<b>0</b>	<b>0</b>	<b>0</b>		<b>\$0.00</b>
<b>Account Fee</b>						<b>\$10.00</b>	<b>\$30.00</b>
<b>Paper Statement Fee</b>						<b>\$0.00</b>	<b>\$0.00</b>

### Important Information:

We try to get things right the first time – but if we don't, we'll do what we can to fix it.

You can fix most problems simply by contacting us.

Write to: CBA Group Customer Relations, Reply Paid 41, Sydney NSW 2001

Tell us online: [commbank.com.au/support/compliments-and-complaints.html](https://commbank.com.au/support/compliments-and-complaints.html)

Call: 1800 805 605 (free call)

You can also contact the Australian Financial Complaints Authority, AFCA, an independent external dispute resolution body approved by ASIC - time limits may apply, visit AFCA, [afca.org.au](https://afca.org.au), website for more information.

Write to: Australian Financial Complaints Authority, GPO Box 3, Melbourne VIC 3001

Email: [info@afca.org.au](mailto:info@afca.org.au)

Call: 1800 931 678, free call Monday to Friday 9am– 5pm, AEST



# Your Statement

Statement 63 (Page 1 of 2)

Account Number 06 2127 10183053

Statement Period 16 Feb 2023 - 15 May 2023

Closing Balance \$237.72 CR

Enquiries 13 1998  
(24 hours a day, 7 days a week)



003

MR B M MRS C A POWER  
2 MILLS PL  
BEACON HILL NSW 2100

## Business Transaction Account


If this account has an attached overdraft limit or facility which is secured over your primary place of residence or over a residential investment property you should ensure that the property is insured in accordance with the terms and conditions of the mortgage. If you have any queries about your insurance cover you should contact your insurer. Information on property insurance can also be found on [www.moneysmart.gov.au](http://www.moneysmart.gov.au). Note, if this account has an attached overdraft limit or facility and we send you a statement every 4 or 6 months, we will update your statement preference to every 3 months as part of changes made to the new Banking Code of Practice from 1 July 2019.

Name: BRYAN MORGAN POWER AND  
CATHERINE ANNE MARY POWER IN TRUST FOR  
POWER FAMILY SUPER FUND

Note: Have you checked your statement today? It's easy to find out more information about each of your transactions by logging on to the CommBank App or NetBank. Should you have any questions on fees or see an error please contact us on the details above. Cheque proceeds are available when cleared.

The date of transactions shown here may be different on your other transaction lists (for example, the transaction list that appears on the CommBank app).

Date	Transaction	Debit	Credit	Balance
16 Feb 2023	OPENING BALANCE			\$297.67 CR
28 Feb	Transfer from xx6526 CommBank app pension payment		5,000.00	\$5,297.67 CR
28 Feb	Transfer to xx8883 CommBank app pension payment	5,000.00		\$297.67 CR
01 Mar	Account Fee	10.00		\$287.67 CR
11 Mar	Transfer from xx6526 CommBank app pension payment		5,000.00	\$5,287.67 CR
11 Mar	Transfer to xx8883 CommBank app pension payment	5,000.00		\$287.67 CR
29 Mar	Direct Credit 436383 FMG DIVIDEND 001292003363		7,500.00	\$7,787.67 CR
31 Mar	Direct Credit 629786 TLS ITM DIV 001292743796		850.00	\$8,637.67 CR
01 Apr	Account Fee	10.00		\$8,627.67 CR
14 Apr	Direct Credit 458106 QBE DIVIDEND 22FPA/00823066		1,500.00	\$10,127.67 CR
30 Apr	Transfer to xx8883 CommBank app PensionPayment	5,000.00		\$5,127.67 CR



Date	Transaction	Debit	Credit	Balance
01 May	Account Fee	10.00		\$5,117.67 CR
07 May	Transfer from xx6526 CommBank app share transaction		1,000.00	\$6,117.67 CR
09 May	Direct Debit 062934 COMMSEC SECURITI COMMSEC	5,879.95		\$237.72 CR
15 May 2023	CLOSING BALANCE			\$237.72 CR

Opening balance	-	Total debits	+	Total credits	=	Closing balance
\$297.67 CR		\$20,909.95		\$20,850.00		\$237.72 CR

#### Transaction Summary during 1st February 2023 to 30th April 2023

Transaction Type	01 Feb to 28 Feb	01 Mar to 31 Mar	01 Apr to 30 Apr	Free	Chargeable	Unit Price	Fee Charged
Staff assisted withdrawals	0	0	0	0	0	\$3.00	\$0.00
Cheques written	0	0	0	0	0	\$3.00	\$0.00
Cheque deposit	0	0	0	0	0	\$3.00	\$0.00
Over the counter deposit	0	0	0	0	0	\$3.00	\$0.00
Quick deposits	0	0	0	0	0	\$3.00	\$0.00
Cheq deposit in quick deposit box	0	0	0	0	0	\$3.00	\$0.00
<b>Total</b>	<b>0</b>	<b>0</b>	<b>0</b>	<b>0</b>	<b>0</b>		<b>\$0.00</b>
<b>Account Fee</b>						<b>\$10.00</b>	<b>\$30.00</b>
<b>Paper Statement Fee</b>						<b>\$0.00</b>	<b>\$0.00</b>

#### Important Information:

We try to get things right the first time – but if we don't, we'll do what we can to fix it.  
You can fix most problems simply by contacting us.

Write to: CBA Group Customer Relations, Reply Paid 41, Sydney NSW 2001

Tell us online: [commbank.com.au/support/compliments-and-complaints.html](https://commbank.com.au/support/compliments-and-complaints.html)

Call: 1800 805 605 (free call)

You can also contact the Australian Financial Complaints Authority, AFCA, an independent external dispute resolution body approved by ASIC - time limits may apply, visit AFCA, [afca.org.au](https://afca.org.au), website for more information.

Write to: Australian Financial Complaints Authority, GPO Box 3, Melbourne VIC 3001

Email: [info@afca.org.au](mailto:info@afca.org.au)

Call: 1800 931 678, free call Monday to Friday 9am– 5pm, AEST





## Your Statement

Statement 64 (Page 1 of 2)

Account Number 06 2127 10183053

Statement  
Period 16 May 2023 - 15 Aug 2023

Closing Balance \$207.72 CR

Enquiries 13 1998  
(24 hours a day, 7 days a week)

003

MR B M MRS C A POWER  
2 MILLS PL  
BEACON HILL NSW 2100

## Business Transaction Account

If this account has an attached overdraft limit or facility which is secured over your primary place of residence or over a residential investment property you should ensure that the property is insured in accordance with the terms and conditions of the mortgage. If you have any queries about your insurance cover you should contact your insurer. Information on property insurance can also be found on [www.moneysmart.gov.au](http://www.moneysmart.gov.au). Note, if this account has an attached overdraft limit or facility and we send you a statement every 4 or 6 months, we will update your statement preference to every 3 months as part of changes made to the new Banking Code of Practice from 1 July 2019.

Name: BRYAN MORGAN POWER AND  
CATHERINE ANNE MARY POWER IN TRUST FOR  
POWER FAMILY SUPER FUND

Note: Have you checked your statement today? It's easy to find out more information about each of your transactions by logging on to the CommBank App or NetBank. Should you have any questions on fees or see an error please contact us on the details above. Cheque proceeds are available when cleared.

The date of transactions shown here may be different on your other transaction lists (for example, the transaction list that appears on the CommBank app).

Date	Transaction	Debit	Credit	Balance
16 May 2023	OPENING BALANCE			\$237.72 CR
22 May	Transfer from xx6526 CommBank app pension payment		5,000.00	\$5,237.72 CR
22 May	Transfer to xx8883 CommBank app pension payment	5,000.00		\$237.72 CR
29 May	Transfer from xx6526 CommBank app pension payment		5,000.00	\$5,237.72 CR
29 May	Transfer to xx8883 CommBank app pension payment	5,000.00		\$237.72 CR
01 Jun	Account Fee	10.00		\$227.72 CR
02 Jun	Transfer from xx6526 CommBank app pension payment		10,000.00	\$10,227.72 CR
02 Jun	Transfer to xx8883 CommBank app pension payment	10,000.00		\$227.72 CR
01 Jul	Account Fee	10.00		\$217.72 CR
03 Jul	Transfer from xx6526 CommBank app pension payment		5,000.00	\$5,217.72 CR
03 Jul	Transfer to xx8883 CommBank app Pension Payment	5,000.00		\$217.72 CR



# Your Statement

Statement 75 (Page 1 of 2)

Account Number 06 2127 10206526

Statement Period 14 Jun 2022 - 13 Sep 2022

Closing Balance \$18,114.73 CR

Enquiries 13 1998  
(24 hours a day, 7 days a week)



003

MR BM MRS CA POWER  
2 MILLS PL  
BEACON HILL NSW 2100

## Business Online Saver


Name: BRYAN MORGAN POWER AND  
CATHERINE ANNE MARY POWER IN TRUST FOR  
POWER FAMILY SUPER FUND

Note: Have you checked your statement today? It's easy to find out more information about each of your transactions by logging on to the CommBank App or NetBank. Should you have any questions on fees or see an error please contact us on the details above. Cheque proceeds are available when cleared.

The date of transactions shown here may be different on your other transaction lists (for example, the transaction list that appears on the CommBank app).

Date	Transaction	Debit	Credit	Balance
14 Jun 2022	OPENING BALANCE			\$11,199.92 CR
29 Jun	Transfer from xx3053 CommBank app		12,000.08	\$23,200.00 CR
01 Jul	CREDIT INTEREST EARNED on this account to June 30, 2022 is \$2.66			
01 Jul	Credit Interest		1.45	\$23,201.45 CR
01 Jul	Direct Credit 397204 ANZ DIVIDEND A073/00574250		1,440.00	\$24,641.45 CR
04 Jul	Direct Credit 077669 MQG FNL DIV 001277416321		5,250.00	\$29,891.45 CR
05 Jul	Direct Credit 531543 NAB INTERIM DIV DV231/00996707		2,190.00	\$32,081.45 CR
01 Aug	Credit Interest		7.42	\$32,088.87 CR
02 Aug	Transfer to xx3053 CommBank app Pension Payment	5,000.00		\$27,088.87 CR
02 Aug	Transfer to xx3053 CommBank app AND Share Offer	5,232.60		\$21,856.27 CR
11 Aug	Transfer to xx3053 CommBank app	2,500.00		\$19,356.27 CR
31 Aug	Direct Credit 458106 SCG DISTRIBUTION AUG22/00838662		3,750.00	\$23,106.27 CR
31 Aug	Credit Interest Adjusted		0.01	\$23,106.28 CR
01 Sep	Credit Interest		8.25	\$23,114.53 CR
01 Sep	Credit Interest Adjusted		0.20	\$23,114.73 CR





Date	Transaction	Debit	Credit	Balance
02 Sep	Transfer to xx3053 CommBank app PensionPayment	5,000.00		\$18,114.73 CR
13 Sep 2022	CLOSING BALANCE			\$18,114.73 CR

Opening balance	-	Total debits	+	Total credits	=	Closing balance
\$11,199.92 CR		\$17,732.60		\$24,647.41		\$18,114.73 CR

### Your Credit Interest Rate Summary

Date	Balance	Standard Credit Interest Rate (p.a.)#
13 Sep	Less than \$10,000.00	0.00%
	\$10,000.00 and over	0.60%

#If your pricing is linked to the Reserve Bank of Australia's target cash rate, the interest rate will fluctuate with the cash rate movements.  
Note. Interest rates are effective as at the date shown but are subject to change.

### Important Information:

We try to get things right the first time – but if we don't, we'll do what we can to fix it.

You can fix most problems simply by contacting us.

Write to: CBA Group Customer Relations, Reply Paid 41, Sydney NSW 2001

Tell us online: [commbank.com.au/support/compliments-and-complaints.html](https://commbank.com.au/support/compliments-and-complaints.html)

Call: 1800 805 605 (free call)

You can also contact the Australian Financial Complaints Authority, AFCA, an independent external dispute resolution body approved by ASIC – time limits may apply, visit AFCA, [afca.org.au](https://afca.org.au), website for more information.

Write to: Australian Financial Complaints Authority, GPO Box 3, Melbourne VIC 3001

Email: [info@afca.org.au](mailto:info@afca.org.au)

Call: 1800 931 678, free call Monday to Friday 9am– 5pm, AEST



## Your Statement

Statement 76

(Page 1 of 2)



003

MR BM MRS CA POWER  
2 MILLS PL  
BEACON HILL NSW 2100

Account Number 06 2127 10206526

Statement

Period 14 Sep 2022 - 13 Dec 2022

Closing Balance \$59,493.15 CR

Enquiries 13 1998

(24 hours a day, 7 days a week)

## Business Online Saver

Name: BRYAN MORGAN POWER AND  
CATHERINE ANNE MARY POWER IN TRUST FOR  
POWER FAMILY SUPER FUND

Note: Have you checked your statement today? It's easy to find out more information about each of your transactions by logging on to the CommBank App or NetBank. Should you have any questions on fees or see an error please contact us on the details above. Cheque proceeds are available when cleared.

The date of transactions shown here may be different on your other transaction lists (for example, the transaction list that appears on the CommBank app).

Date	Transaction	Debit	Credit	Balance
14 Sep 2022	OPENING BALANCE			\$18,114.73 CR
23 Sep	Direct Credit 458106 BHP GROUP DIV AF386/00318485		3,827.76	\$21,942.49 CR
01 Oct	Credit Interest		9.52	\$21,952.01 CR
03 Oct	Transfer from xx3053 CommBank app		8,000.00	\$29,952.01 CR
06 Oct	Direct Credit 458106 WOODSIDE INT22/00775049		433.47	\$30,385.48 CR
13 Oct	Direct Credit 458106 SOUTH32 DIVIDEND RAU22/00954837		7,539.31	\$37,924.79 CR
20 Oct	Transfer to xx3053 NetBank	3,000.00		\$34,924.79 CR
28 Oct	Transfer from xx3053 CommBank app		25,000.00	\$59,924.79 CR
01 Nov	Credit Interest		23.71	\$59,948.50 CR
27 Nov	Transfer to xx3053 CommBank app	5,000.00		\$54,948.50 CR
01 Dec	Credit Interest		44.65	\$54,993.15 CR
13 Dec	Direct Credit 077669 MQG ITM DIV 001285911341		4,500.00	\$59,493.15 CR
13 Dec 2022	CLOSING BALANCE			\$59,493.15 CR

Opening balance	-	Total debits	+	Total credits	=	Closing balance
\$18,114.73 CR		\$8,000.00		\$49,378.42		\$59,493.15 CR



# Your Statement

Statement 77 (Page 1 of 2)

Account Number 06 2127 10206526

Statement Period 14 Dec 2022 - 13 Mar 2023

Closing Balance \$50,690.15 CR

Enquiries 13 1998  
(24 hours a day, 7 days a week)



003

MR BM MRS CA POWER  
2 MILLS PL  
BEACON HILL NSW 2100

## Business Online Saver

Name: BRYAN MORGAN POWER AND  
CATHERINE ANNE MARY POWER IN TRUST FOR  
POWER FAMILY SUPER FUND

Note: Have you checked your statement today? It's easy to find out more information about each of your transactions by logging on to the CommBank App or NetBank. Should you have any questions on fees or see an error please contact us on the details above. Cheque proceeds are available when cleared.

The date of transactions shown here may be different on your other transaction lists (for example, the transaction list that appears on the CommBank app).

Date	Transaction	Debit	Credit	Balance
14 Dec 2022	OPENING BALANCE			\$59,493.15 CR
14 Dec	Direct Credit 531543 NAB FINAL. DIV DV232/00494817		2,340.00	\$61,833.15 CR
15 Dec	Direct Credit 397204 ANZ DIVIDEND A074/00573607		1,579.16	\$63,412.31 CR
27 Dec	Transfer to xx3053 CommBank app	2,000.00		\$61,412.31 CR
01 Jan	Credit Interest		50.88	\$61,463.19 CR
23 Jan	Transfer to xx3053 CommBank app pension payment	5,000.00		\$56,463.19 CR
01 Feb	Credit Interest		53.52	\$56,516.71 CR
28 Feb	Direct Credit 458106 SCG DISTRIBUTION 23FEB/00837320		4,125.00	\$60,641.71 CR
28 Feb	Transfer to xx3053 CommBank app pension payment	5,000.00		\$55,641.71 CR
01 Mar	Credit Interest		48.44	\$55,690.15 CR
11 Mar	Transfer to xx3053 CommBank app pension payment	5,000.00		\$50,690.15 CR
13 Mar 2023	CLOSING BALANCE			\$50,690.15 CR


Opening balance	-	Total debits	+	Total credits	=	Closing balance
\$59,493.15 CR		\$17,000.00		\$8,197.00		\$50,690.15 CR



## Your Statement

Statement 78

(Page 1 of 2)



003

MR BM MRS CA POWER  
2 MILLS PL  
BEACON HILL NSW 2100

Account Number 06 2127 10206526

## Statement

Period 14 Mar 2023 - 13 Jun 2023

Closing Balance \$36,193.07 CR

Enquiries 13 1998  
(24 hours a day, 7 days a week)

## Business Online Saver

Name: BRYAN MORGAN POWER AND  
CATHERINE ANNE MARY POWER IN TRUST FOR  
POWER FAMILY SUPER FUND

Note: Have you checked your statement today? It's easy to find out more information about each of your transactions by logging on to the CommBank App or NetBank. Should you have any questions on fees or see an error please contact us on the details above. Cheque proceeds are available when cleared.

The date of transactions shown here may be different on your other transaction lists (for example, the transaction list that appears on the CommBank app).

Date	Transaction	Debit	Credit	Balance
14 Mar 2023	OPENING BALANCE			\$50,690.15 CR
30 Mar	Direct Credit 458106 BHP GROUP DIV AI387/00313825		2,045.45	\$52,735.60 CR
01 Apr	Credit Interest		54.29	\$52,789.89 CR
03 Apr	Direct Credit 361301 AMP LIMITED 23FIN/01024203		1,500.00	\$54,289.89 CR
05 Apr	Direct Credit 458106 WOODSIDE FIN22/00788952		583.84	\$54,873.73 CR
06 Apr	Direct Credit 458106 SOUTH32 DIVIDEND AI013/00952428		2,200.48	\$57,074.21 CR
01 May	Credit Interest		58.08	\$57,132.29 CR
07 May	Transfer to xx3053 CommBank app share transaction	1,000.00		\$56,132.29 CR
22 May	Transfer to xx3053 CommBank app pension payment	5,000.00		\$51,132.29 CR
29 May	Transfer to xx3053 CommBank app pension payment	5,000.00		\$46,132.29 CR
01 Jun	Credit Interest		60.78	\$46,193.07 CR
02 Jun	Transfer to xx3053 CommBank app pension payment	10,000.00		\$36,193.07 CR
13 Jun 2023	CLOSING BALANCE			\$36,193.07 CR

Opening balance	-	Total debits	+	Total credits	=	Closing balance
\$50,690.15 CR		\$21,000.00		\$6,502.92		\$36,193.07 CR

# Bus Online Saver

06 2127 1020 6526

Available  
+ \$37,248.73      Balance  
+ \$37,248.73

Date	Transaction details	Amount	Total
01 Aug 2023	Credit Interest	+ \$46.59	+ \$37,248.73
27 Jul 2023	Transfer to xx3053 CommBank a pp pensionpayment	- \$5,000.00	+ \$37,202.14
05 Jul 2023	Direct Credit 531543 NAB INTERIM DIV DV241/00992239	+ \$2,490.00	+ \$42,202.14
04 Jul 2023	Direct Credit 077669 MQG FNL DIV 001296779324	+ \$6,750.00	+ \$39,712.14
03 Jul 2023	Transfer to xx3053 CommBank a pp pensionpayment	- \$5,000.00	+ \$32,962.14
03 Jul 2023	Direct Credit 397204 ANZ DIVIDEND A075/00570867	+ \$1,728.54	+ \$37,962.14
01 Jul 2023	Credit Interest	+ \$40.53	+ \$36,233.60
02 Jun 2023	Transfer to xx3053 CommBank a pp pension payment	- \$10,000.00	+ \$36,193.07
01 Jun 2023	Credit Interest	+ \$60.78	+ \$46,193.07
29 May 2023	Transfer to xx3053 CommBank a pp pension payment	- \$5,000.00	+ \$46,132.29
22 May 2023	Transfer to xx3053 CommBank a pp pensionpayment	- \$5,000.00	+ \$51,132.29
07 May 2023	Transfer to xx3053 CommBank a pp share transaction	- \$1,000.00	+ \$56,132.29
01 May 2023	Credit Interest	+ \$58.08	+ \$57,132.29
06 Apr 2023	Direct Credit 458106 SOUTH32 DIVIDEND A1013/00952428	+ \$2,200.48	+ \$57,074.21
05 Apr 2023	Direct Credit 458106 WOODSIDE FIN22/00788952	+ \$583.84	+ \$54,873.73

019317 000 SCG



MR BRYAN MORGAN POWER &  
 MRS CATHERINE ANNE POWER  
 <POWER FAMILY SUPER FUND A/C>  
 2 MILLS PLACE  
 BEACON HILL NSW 2100

31 March 2023

SCG Holder No: HIN WITHHELD

### Attribution Managed Investment Trust Member Annual Tax Statement for the 30 June 2023 Year

#### Part A: 2023 tax return (supplementary section) items for a resident individual

This Statement includes all distributions paid by the entities in Scentre Group (consisting of Scentre Group Limited, Scentre Group Trust 1, Scentre Group Trust 2 and Scentre Group Trust 3) in respect of the period 1 July 2022 to 30 June 2023.

	SGL	SGT1	SGT2	SGT3	Tax Return Label
<b>Tax Return - Income Section</b>					
Dividends - franked	\$2,410.00			\$0.00	11T
Franking credit	\$1,032.86			\$0.00	11U
TFN amounts withheld	\$0.00			\$0.00	11V
<b>Tax Return - Supplementary Section</b>					
Non-primary production income					
- Share of net income from trusts		\$2,028.66	\$1,748.00		13U
- Franked distributions from trusts		\$5.10	\$0.00		13C
Share of franking credits from franked distributions		\$1.53	\$0.00		13Q
TFN amounts withheld		\$0.00	\$0.00		13R
Total current year capital gains - grossed up		\$39.44	\$0.00		18H
Net capital gain		\$19.72	\$0.00		18A
Assessable foreign source income		\$98.20	\$98.27		20E
Other net foreign source income		\$98.20	\$98.27		20M
Foreign income tax offsets		\$18.51	\$18.52		20O

AMIT Cost Base Adjustments	SGT1	SGT2
AMIT cost base net amount - excess (reduce cost base)	\$723.64	\$762.25
AMIT cost base net amount - shortfall (increase cost base)	\$0.00	\$0.00

Use only this Tax Statement to complete your 2023 Tax Return, it includes all distributions/dividends paid by the entities in Scentre Group that should be included in your 2023 Tax Return.


#### Please retain this statement for income tax purposes

The information shown on this statement is also reported to the Australian Taxation Office.  
 This Tax Statement should be read in conjunction with the 2023 Scentre Group Tax Return Guide, which is available on the Scentre Group website at <http://www.scentregroup.com/investors/taxation-information>

## 2023 TAX SUMMARY

Scentre Group Limited ABN 68 001 671 496  
 Scentre Management Limited ABN 41 001 670 579 AFS Licence  
 230329 as responsible entity of Scentre Group Trust 1  
 ABN 55 191 750 378 ARSN 090 849 746  
 RE1 Limited ABN 80 145 743 882 AFS Licence 380202 as responsible  
 entity of Scentre Group Trust 2 ABN 66 744 282 672 ARSN 146 934 536  
 RE2 Limited ABN 41 145 744 065 AFS Licence 380203 as responsible  
 entity of Scentre Group Trust 3 ABN 11 517 229 138 ARSN 146 934 652

Update your information:

 [www.computershare.com.au/easyupdate/scg](http://www.computershare.com.au/easyupdate/scg)
 Computershare Investor Services Pty Limited

GPO Box 2975 Melbourne

Victoria 3001 Australia

 Enquiries: (within Australia) 1300 730 458  
 (international) +61 3 9946 4471

019317 000 SCG

MR BRYAN MORGAN POWER &  
 MRS CATHERINE ANNE POWER  
 <POWER FAMILY SUPER FUND A/C>  
 2 MILLS PLACE  
 BEACON HILL NSW 2100

31 March 2023

SCG Holder No: HIN WITHHELD

Net Distribution/Dividend Amount for the 12 months to 30 June 2023	Scentre Group Limited	Scentre Group Trust 1	Scentre Group Trust 2	Scentre Group Trust 3	Total
Distribution/Dividend paid 31 August 2022	\$0.00	\$1,875.00	\$1,875.00	\$0.00	\$3,750.00
Distribution/Dividend paid 28 February 2023	\$2,410.00	\$1,000.00	\$715.00	\$0.00	\$4,125.00
<b>Total Gross Distribution/Dividend</b>	<b>\$2,410.00</b>	<b>\$2,875.00</b>	<b>\$2,590.00</b>	<b>\$0.00</b>	<b>\$7,875.00</b>
<b>Taxes Withheld</b>					
TFN amounts withheld	\$0.00	\$0.00	\$0.00	\$0.00	\$0.00
<b>Fund Payment</b>					
Withholding tax - (non-residents only)	\$0.00	\$0.00	\$0.00	\$0.00	\$0.00
Non-resident interest/dividend withholding tax	\$0.00	\$0.00	\$0.00	\$0.00	\$0.00
<b>Net Cash Distribution/Dividend</b>	<b>\$2,410.00</b>	<b>\$2,875.00</b>	<b>\$2,590.00</b>	<b>\$0.00</b>	<b>\$7,875.00</b>
<b>Total Tax Attribution Amount</b>		<b>\$2,151.36</b>	<b>\$1,827.75</b>		<b>\$3,979.11</b>

## Part B: Components of Distribution/Dividend Tax Attribution Amounts

	(\$)	(\$)	(\$)	(\$)
<b>Australian Income - Dividends</b>				
Dividends - franked	\$2,410.00			\$0.00
<b>Australian Income - Trust Distributions</b>				
Interest		\$3.36	\$229.01	
Dividend - franked		\$3.57	\$0.00	
Other income		\$2,025.30	\$1,518.99	
<b>Total Non-primary production income</b>		<b>\$2,032.23</b>	<b>\$1,748.00</b>	
Capital Gains - discount method (50%) (TAP)		\$19.72	\$0.00	
<b>Total Net Capital Gains</b>		<b>\$19.72</b>	<b>\$0.00</b>	
AMIT CGT Gross up amount		\$19.72	\$0.00	
<b>Total Current year capital gains</b>		<b>\$39.44</b>	<b>\$0.00</b>	
<b>Foreign Income</b>				
Assessable foreign source income		\$79.69	\$79.75	
<b>Total Tax Attribution Amount</b>		<b>\$2,151.36</b>	<b>\$1,827.75</b>	
Franking Credits	\$1,032.86	\$1.53	\$0.00	\$0.00
Foreign income tax offsets		\$18.51	\$18.52	


Please retain this statement for income tax purposes

The information shown on this statement is also reported to the Australian Taxation Office.



# Interest & Estimated Dividend Summary

1 JULY 2022 - 30 JUNE 2023



CommSec

SHARES - 2307334 - HIN 46594568

MR BRYAN MORGAN POWER + MRS CATHERINE ANNE POWER <POWER FAMILY SUPER FUND A/C>

## ESTIMATED DIVIDEND SUMMARY

### AMP - AMP LIMITED FPO (ORDINARY FULLY PAID)

Ex-div date	Payment Date	Type	Dividend per share	Units	Est. Unfranked Amount	Est. Franked Amount	Est. Total Dividend	Est. Franking Credit
01-Mar-2023	03-Apr-2023	Final	\$0.0250	60,000	\$1,200.00	\$300.00	\$1,500.00	\$128.57
Sub Total					\$1,200.00	\$300.00	\$1,500.00	\$128.57

### ANZ - ANZ GROUP HOLDINGS FPO (ORDINARY FULLY PAID)

Ex-div date	Payment Date	Type	Dividend per share	Units	Est. Unfranked Amount	Est. Franked Amount	Est. Total Dividend	Est. Franking Credit
07-Nov-2022	15-Dec-2022	Final	\$0.7400	2,134	\$0.00	\$1,579.16	\$1,579.16	\$676.78
09-May-2022	01-Jul-2022	Interim	\$0.7200	2,000	\$0.00	\$1,440.00	\$1,440.00	\$617.14
Sub Total					\$0.00	\$3,019.16	\$3,019.16	\$1,293.92

### BHP - BHP GROUP LIMITED FPO (ORDINARY FULLY PAID)

Ex-div date	Payment Date	Type	Dividend per share	Units	Est. Unfranked Amount	Est. Franked Amount	Est. Total Dividend	Est. Franking Credit
09-Mar-2023	30-Mar-2023	Interim	\$1.3636	1,500	\$0.00	\$2,045.45	\$2,045.45	\$876.62
01-Sep-2022	22-Sep-2022	Final	\$2.5518	1,500	\$0.00	\$3,827.76	\$3,827.76	\$1,640.47
Sub Total					\$0.00	\$5,873.21	\$5,873.21	\$2,517.09

### FMG - FORTESCUE METALS GRP FPO (ORDINARY FULLY PAID)

Ex-div date	Payment Date	Type	Dividend per share	Units	Est. Unfranked Amount	Est. Franked Amount	Est. Total Dividend	Est. Franking Credit
27-Feb-2023	29-Mar-2023	Interim	\$0.7500	10,000	\$0.00	\$7,500.00	\$7,500.00	\$3,214.29
05-Sep-2022	29-Sep-2022	Final	\$1.2100	10,000	\$0.00	\$12,100.00	\$12,100.00	\$5,185.71
Sub Total					\$0.00	\$19,600.00	\$19,600.00	\$8,400.00

### MQG - MACQUARIE GROUP LTD FPO (ORDINARY FULLY PAID)

Ex-div date	Payment Date	Type	Dividend per share	Units	Est. Unfranked Amount	Est. Franked Amount	Est. Total Dividend	Est. Franking Credit
07-Nov-2022	13-Dec-2022	Interim	\$3.0000	1,500	\$2,700.00	\$1,800.00	\$4,500.00	\$771.43
16-May-2022	04-Jul-2022	Final	\$3.5000	1,500	\$3,150.00	\$2,100.00	\$5,250.00	\$900.00
Sub Total					\$5,850.00	\$3,900.00	\$9,750.00	\$1,671.43

### NAB - NATIONAL AUSTRALIAN BANK FPO (ORDINARY FULLY PAID)

Ex-div date	Payment Date	Type	Dividend per share	Units	Est. Unfranked Amount	Est. Franked Amount	Est. Total Dividend	Est. Franking Credit
15-Nov-2022	14-Dec-2022	Final	\$0.7800	3,000	\$0.00	\$2,340.00	\$2,340.00	\$1,002.86
11-May-2022	05-Jul-2022	Interim	\$0.7300	3,000	\$0.00	\$2,190.00	\$2,190.00	\$938.57
Sub Total					\$0.00	\$4,530.00	\$4,530.00	\$1,941.43



# Interest & Estimated Dividend Summary

1 JULY 2022 - 30 JUNE 2023



## QBE - QBE INSURANCE GROUP FPO (ORDINARY FULLY PAID)

Ex-div date	Payment Date	Type	Dividend per share	Units	Est. Unfranked Amount	Est. Franked Amount	Est. Total Dividend	Est. Franking Credit
06-Mar-2023	14-Apr-2023	Final	\$0.3000	5,000	\$1,350.00	\$150.00	\$1,500.00	\$64.29
18-Aug-2022	23-Sep-2022	Interim	\$0.0900	5,000	\$405.00	\$45.00	\$450.00	\$19.29
Sub Total					\$1,755.00	\$195.00	\$1,950.00	\$83.58

## S32 - SOUTH32 LIMITED FPO (ORDINARY FULLY PAID)

Ex-div date	Payment Date	Type	Dividend per share	Units	Est. Unfranked Amount	Est. Franked Amount	Est. Total Dividend	Est. Franking Credit
09-Mar-2023	06-Apr-2023	Interim	\$0.0733	30,000	\$0.00	\$2,200.47	\$2,200.47	\$943.06
15-Sep-2022	13-Oct-2022	Final	\$0.2513	30,000	\$0.00	\$7,539.30	\$7,539.30	\$3,231.13
Sub Total					\$0.00	\$9,739.77	\$9,739.77	\$4,174.19

## SCG - SCENTRE GRP STAPLED (FULLY PAID ORDINARY/UNITS STAPLED SECURITIES)

Ex-div date	Payment Date	Type	Dividend per share	Units	Est. Unfranked Amount	Est. Franked Amount	Est. Total Dividend	Est. Franking Credit
16-Feb-2023	28-Feb-2023	Final	\$0.0825	50,000	\$1,715.00	\$2,410.00	\$4,125.00	\$1,032.86
15-Aug-2022	31-Aug-2022	Interim	\$0.0750	50,000	\$3,750.00	\$0.00	\$3,750.00	\$0.00
Sub Total					\$5,465.00	\$2,410.00	\$7,875.00	\$1,032.86

## TLS - TELSTRA GROUP FPO (ORDINARY FULLY PAID)

Ex-div date	Payment Date	Type	Dividend per share	Units	Est. Unfranked Amount	Est. Franked Amount	Est. Total Dividend	Est. Franking Credit
01-Mar-2023	31-Mar-2023	Interim	\$0.0850	10,000	\$0.00	\$850.00	\$850.00	\$364.29
24-Aug-2022	21-Sep-2022	Final	\$0.0850	10,000	\$0.00	\$850.00	\$850.00	\$364.29
Sub Total					\$0.00	\$1,700.00	\$1,700.00	\$728.58

## WDS - WOODSIDE ENERGY FPO (ORDINARY FULLY PAID)

Ex-div date	Payment Date	Type	Dividend per share	Units	Est. Unfranked Amount	Est. Franked Amount	Est. Total Dividend	Est. Franking Credit
08-Mar-2023	05-Apr-2023	Final	\$2.1544	271	\$0.00	\$583.84	\$583.84	\$250.22
08-Sep-2022	06-Oct-2022	Interim	\$1.5995	271	\$0.00	\$433.47	\$433.47	\$185.77
Sub Total					\$0.00	\$1,017.31	\$1,017.31	\$435.99
TOTAL					\$14,270.00	\$52,284.45	\$66,554.45	\$22,407.64

## ESTIMATED INTEREST RECEIVED

There are no transactions on this account.

TOTAL					\$0.00			
-------	--	--	--	--	--------	--	--	--

**Invoice Date**  
20 Oct 2022

**Invoice Number**  
INV-9579

# TAX INVOICE

Power Family Superannuation Fund  
2 Mills Place  
BEACON HILL NSW 2100  
AUSTRALIA  
ABN: 91 266 402 770

Description	Quantity	Unit Price	GST Amount AUD	
SF, Preparation and Lodgement of financial Accounts for the Self-Managed Superannuation Fund for the period ended 30th June 2022.	1.00	1,795.45	10%	1,795.45
ASF, Audit of Self-Managed Superannuation Fund and calculation of minimum pension.	1.00	885.00	10%	885.00
			Subtotal	2,680.45
			Total GST 10%	268.05
			Invoice Total AUD	2,948.50
			Total Net Payments AUD	2,948.50
			<b>Amount Due AUD</b>	<b>0.00</b>

## PAYMENT ADVICE

To: Pacific Ridge Capital  
PO BOX 613  
BALGOWLAH NSW 2093  
AUSTRALIA  
**Due Date: 27 Oct 2022**

**Pacific Ridge Capital**  
**BSB: 032-101**  
**ACCOUNT NO: 148238**

<b>Customer</b>	Power Family Superannuation Fund
<b>Invoice Number</b>	INV-9579
<b>Amount Due</b>	0.00
<b>Due Date</b>	27 Oct 2022

**Amount Enclosed**

Enter the amount you are paying above

# Transaction Summary

1 JULY 2022 - 30 JUNE 2023



CommSec

MR BRYAN MORGAN POWER + MRS CATHERINE  
ANNE POWER <POWER FAMILY SUPER FUND  
A/C>

SHARES - 2307334 - HIN 46594568

Total Buys and Sells	2022 - 2023 Financial Year
Total Buys (inc. Brokerage + GST)	\$5,879.95
Total Sells (inc. Brokerage + GST)	\$0.00

## LIS - LISENERGYLIMITED FPO (ORDINARY FULLY PAID)

Date	Type	Quantity	Unit Price	Trade Value	Brokerage+GST	GST	CNote	Total Value
05-May-2023	Buy	18,000	\$ .3250	\$5,850.00	\$29.95	\$2.72	142763580	\$5,879.95
				<b>Sub Total</b>	<b>\$29.95</b>	<b>\$2.72</b>		<b>\$5,879.95</b>



**Agent** MONEYTAX (BROOKVALE)  
**Client** POWER FAMILY  
SUPERANNUATION FUND  
**ABN** 91 266 402 770  
**TFN** 868 883 027

# Income tax 551

Date generated	21 September 2023
Overdue	\$0.00
Not yet due	\$0.00
Balance	\$0.00

## Transactions

2 results found - from 21 September 2021 to 21 September 2023 sorted by processed date ordered newest to oldest

Processed date	Effective date	Description	Debit (DR)	Credit (CR)	Balance
20 Oct 2022	25 Oct 2022	EFT refund for Income Tax for the period from 01 Jul 21 to 30 Jun 22	\$27,434.02		\$0.00
20 Oct 2022	20 Oct 2022	Tax return Self Man Superfund - Income Tax for the period from 01 Jul 21 to 30 Jun 22		\$27,434.02	\$27,434.02 CR

POWER FAMILY SF

**Trial Balance****As At 30 Jun 2023**

	Debit	As at 30 Jun 2022 Credit	Quantity	Debit	As at 30 Jun 2023 Credit	Quantity
<b>Income</b>						
<b>Investment Gains</b>						
Market Gains						
Shares in Listed Companies						
AMP Ltd	\$	10,200.00		\$	10,500.00	
ANZ Banking Group Ltd	\$	10,240.00		\$	4,004.54	
BHP Billiton Ltd	\$	10,980.00		\$	5,610.00	
Fortescue Metal Group Ltd	\$	5,100.00		\$	46,500.00	
Li-S Energy Limited	\$	20,824.68	\$	3,959.95		
Macquarie Group Ltd	\$	10,277.35		\$	19,665.00	
National Australia Bank Ltd	\$	3,510.00	\$	3,060.00		
QBE Insurance Group Ltd	\$	7,634.22		\$	17,600.00	
South32 Limited	\$	30,300.00	\$	5,400.00		
Telstra Corporation Ltd	\$	900.00		\$	4,500.00	
Woodside Energy Group Ltd	\$	563.68		\$	704.60	
Total Shares in Listed Companies				\$	<b>96,664.19</b>	
Stapled Securities						
Scentre Group - Fully Paid Ordinary/Units Stapled Securities				\$	3,000.00	
Total Stapled Securities				\$	<b>3,000.00</b>	
Total Market Gains	\$	<b>63,753.67</b>		\$	<b>99,664.19</b>	
Total Investment Gains	\$	<b>63,753.67</b>		\$	<b>99,664.19</b>	
<b>Investment Income</b>						
Distributions						
Stapled Securities						
Scentre Group - Fully Paid Ordinary/Units Stapled Securities				\$	8,946.42	
Total Stapled Securities	\$	<b>9,336.04</b>		\$	<b>8,946.42</b>	
Total Distributions	\$	<b>9,336.04</b>		\$	<b>8,946.42</b>	
Dividends						
Shares in Listed Companies						
AMP Ltd	\$	0.00		\$	1,628.57	
ANZ Banking Group Ltd	\$	4,057.14		\$	4,313.08	
BHP Billiton Ltd	\$	21,798.15		\$	8,390.30	
Fortescue Metal Group Ltd	\$	42,428.57		\$	28,000.00	
Macquarie Group Ltd	\$	10,665.86		\$	11,421.43	
National Australia Bank Ltd	\$	5,442.86		\$	6,471.43	
QBE Insurance Group Ltd	\$	1,662.59		\$	2,033.58	
South32 Limited	\$	8,319.66		\$	13,913.98	
Telstra Corporation Ltd	\$	2,285.72		\$	2,428.58	
Woodside Energy Group Ltd	\$	0.00		\$	1,453.30	
Total Shares in Listed Companies	\$	<b>96,660.55</b>		\$	<b>80,054.25</b>	
Total Dividends	\$	<b>96,660.55</b>		\$	<b>80,054.25</b>	
Interest						
Cash At Bank						
CBA Bank Online Saver 6526	\$	2.66		\$	421.20	
Total Cash At Bank	\$	<b>2.66</b>		\$	<b>421.20</b>	
Total Interest	\$	<b>2.66</b>		\$	<b>421.20</b>	
Total Investment Income	\$	<b>105,999.25</b>		\$	<b>89,421.87</b>	
<b>Other Income</b>						
Sundry						
	\$	0.00		\$	88.93	
Total Other Income	\$	<b>0.00</b>		\$	<b>88.93</b>	
Total Income	\$	<b>42,245.58</b>		\$	<b>189,174.99</b>	

**Expenses****Member Payments**

## Pensions Paid

Mr Bryan Power

Bryan Power 53,593.91

\$ 35,000.00

Total Mr Bryan Power 53,593.91

\$ 35,000.00

Mrs Catherine Power

Catherine Power 55,906.09

\$ 35,000.00

Total Mrs Catherine Power 55,906.09

\$ 35,000.00

Total Pensions Paid 109,500.00

\$ 70,000.00

Total Member Payments 109,500.00

\$ 70,000.00

## Other Expenses

Accountancy Fee 1,900.00

\$ 1,975.00

Auditor Fee \$ 973.50

\$ 973.50

## Bank Fees

Cash At Bank

CBA Bank Business 120.00

\$ 120.00

Total Cash At Bank 120.00

\$ 120.00

Total Bank Fees \$ 120.00

\$ 120.00

SMSF Supervisory Levy 259.00

\$ 259.00

Total Other Expenses \$ 3,252.50

\$ 3,327.50

Total Expenses \$ 112,752.50

\$ 73,327.50

## Income Tax

## Income Tax Expense

Excessive Foreign Tax Credit Writeoff Expense

\$ 37.03

Total Income Tax Expense 21.83

\$ 37.03

Total Income Tax \$ 21.83

\$ 37.03

## Profit &amp; Loss Clearing Account

Total Profit &amp; Loss Clearing Account \$ 70,528.75

\$ 115,810.46

## Assets

## Investments

## Shares in Listed Companies

AMP Ltd \$ 57,300.00

60,000 \$ 67,800.00

60,000

ANZ Banking Group Ltd 44,060.00

2,000 \$ 50,597.14

2,134

BHP Billiton Ltd 61,875.00

1,500 \$ 67,485.00

1,500

Fortescue Metal Group 75,300.00

10,000 \$ 221,800.00

10,000

Li-S Energy Limited 5,280.00

12,000 \$ 7,200.00

30,000

Macquarie Group Ltd 246,765.00

1,500 \$ 266,430.00

1,500

National Australia Bank 82,170.00

3,000 \$ 79,110.00

3,000

QBE Insurance Group 60,750.00

5,000 \$ 78,350.00

5,000

South32 Limited 118,200.00

30,000 \$ 112,800.00

30,000

Telstra Corporation Ltd 133,500.00

10,000 \$ 43,000.00

10,000

Woodside Energy Group 622.64

271 \$ 9,333.24

271

Total Shares in Listed Companies 889,828.64

\$ 1,003,905.38

## Shares in Unlisted Companies

TV2\_R \$ 0.00

50,000

\$

0.00

50,000

Tv2u International Limited 9,000.00

1,000,000 \$ 9,000.00

1,000,000

Total Shares in Unlisted Companies 9,000.00

\$ 9,000.00

## Stapled Securities

Scentre Group - Fully Paid Ordinary/Units Stapled Securities

50,000

\$ 132,500.00

50,000

Total Stapled Securities 129,500.00

\$ 132,500.00

Total Investments \$ 1,037,328.64

\$ 1,145,405.38

## Other Assets

## Cash At Bank

CBA Bank Business Account 227.72

\$ 227.72

CBA Bank Online Savings 36,193.07

\$ 36,193.07

Total Cash At Bank 23,403.22

\$ 36,420.79

**Current Tax Assets****Franking Credits****Shares in Listed Companies**

AMP Ltd	\$	0.00	\$	128.57
ANZ Banking Group Ltd			\$	1,293.92
BHP Billiton Ltd			\$	2,517.09
Fortescue Metals Ltd			\$	8,400.00
Macquarie Group Ltd			\$	1,671.43
National Australia Bank Ltd			\$	1,941.43
QBE Insurance Group Ltd			\$	83.58
South32 Limited			\$	4,174.19
Telstra Corporation Ltd			\$	728.58
Woodside Energy Group Ltd	\$	0.00	\$	435.99

Total Shares in Listed Companies \$ 21,374.78

**Stapled Securities**

Scotstree Group - Fully Paid Ordinary/Units Stapled Securities \$ 1,034.39

Total Stapled Securities \$ 1,034.39

Total Franking Credits \$ 22,409.17

**Foreign Tax Credits****Stapled Securities**

Scotstree Group - Fully Paid Ordinary/Units Stapled Securities \$ 37.03

Total Stapled Securities \$ 37.03

Total Foreign Tax Credits \$ 37.03

Excessive Foreign Tax Credit Written Off 21.83 \$ 37.03

Total Current Tax Assets \$ 22,409.17

Total Other Assets \$ 51,096.24 \$ 58,829.96

Total Assets \$ 1,088,424.88 \$ 1,204,235.34

**Liabilities**

Total Liabilities \$ 0.00 \$ 0.00

**Member Entitlements****Member Entitlement Accounts****Mr Bryan Power**

Bryan Power \$ 544,068.58 \$ 601,847.49

Total Mr Bryan Power \$ 544,068.58 \$ 601,847.49

**Mrs Catherine Power**

Catherine Power \$ 544,356.30 \$ 602,387.85

Total Mrs Catherine Power \$ 544,356.30 \$ 602,387.85

Total Member Entitlement Accounts \$ 1,088,424.88 \$ 1,204,235.34

Total Member Entitlements \$ 1,088,424.88 \$ 1,204,235.34

**Net Total** \$ 1,264,952.88 \$ 1,264,952.88 \$ 1,393,410.33 \$ 1,393,410.33