
Financial statements and reports for the year ended
30 June 2022

The Beecham Family Superannuation Fund

Prepared for: Stephen Trevor Beecham and Joanne Valerie Beecham

The Beecham Family Superannuation Fund

Reports Index

Statement of Financial Position

Operating Statement

Notes to the Financial Statements

Trustees Declaration

Statement of Taxable Income

Investment Summary

Investment Income

The Beecham Family Superannuation Fund

Statement of Financial Position

As at 30 June 2022

	Note	2022 \$	2021 \$
Assets			
Investments			
Derivatives (Options, Hybrids, Future Contracts)	2	4	89
Fixtures and Fittings (at written down value) - Unitised	3	2,733	3,416
Other Assets	4	132,500	132,500
Plant and Equipment (at written down value) - Unitised	5	502	953
Real Estate Properties (Australian - Non Residential)	6	1,400,000	910,000
Shares in Listed Companies (Australian)	7	2,954,693	3,073,379
Shares in Listed Companies (Overseas)	8	2,694	1,269
Units in Listed Unit Trusts (Australian)	9	966,229	967,894
Total Investments		<u>5,459,355</u>	<u>5,089,500</u>
Other Assets			
Distributions Receivable		18,301	8,953
Suncorp - Business Saver Account 8909		644,925	618,092
Suncorp - Business Everyday Account 8860		39,824	10,162
Income Tax Refundable		66,128	34,259
Total Other Assets		<u>769,178</u>	<u>671,466</u>
Total Assets		<u>6,228,533</u>	<u>5,760,966</u>
Less:			
Liabilities			
GST Payable		802	2,508
Sundry Creditors		0	2,522
GST Adjustment		12,977	5,120
Rental Bond Held		0	19,250
Total Liabilities		<u>13,779</u>	<u>29,400</u>
Net assets available to pay benefits		<u>6,214,754</u>	<u>5,731,566</u>
Represented by:			
Liability for accrued benefits allocated to members' accounts	11, 12		
Beecham, Stephen Trevor - Accumulation		1,390,163	1,285,516
Beecham, Stephen Trevor - Pension (Pension Account - 2017)		2,098,169	1,924,571
Beecham, Joanne Valerie - Accumulation		657,771	632,731
Beecham, Joanne Valerie - Pension (TRIS (Retirement Phase))		2,068,651	1,888,748

The Beecham Family Superannuation Fund
Statement of Financial Position

As at 30 June 2022

	Note	2022	2021
		\$	\$
Total Liability for accrued benefits allocated to members' accounts		<u>6,214,754</u>	<u>5,731,566</u>

The Beecham Family Superannuation Fund

Operating Statement

For the year ended 30 June 2022

	Note	2022 \$	2021 \$
Income			
Investment Income			
Trust Distributions	15	258,254	205,014
Dividends Received	14	206,564	114,282
Interest Received		2,240	4,985
Property Income	16	104,858	101,506
Investment Gains			
Changes in Market Values	17	35,397	741,063
Contribution Income			
Employer Contributions		251	313
Total Income		<u>607,564</u>	<u>1,167,163</u>
Expenses			
Accountancy Fees		7,072	5,873
ATO Supervisory Levy		259	259
Bank Charges		0	(2)
Depreciation		1,134	1,466
General Expenses		0	81
Marina Berth Expenses		3,248	2,797
Property Expenses - Body Corporate		10,744	11,588
Property Expenses - Agents Commissions		1,476	0
Property Expenses - Council Rates		6,211	6,112
Property Expenses - Land Tax		3,101	4,465
Property Expenses - Sundry Expenses		15	0
Property Expenses - Water Rates		2,545	1,466
		<u>35,806</u>	<u>34,106</u>
Member Payments			
Pensions Paid		85,880	61,850
Benefits Paid/Transfers Out		68,821	38,892
Total Expenses		<u>190,506</u>	<u>134,847</u>
Benefits accrued as a result of operations before income tax		<u>417,058</u>	<u>1,032,316</u>
Income Tax Expense	18	(66,128)	(34,259)
Benefits accrued as a result of operations		<u>483,186</u>	<u>1,066,575</u>

The Beecham Family Superannuation Fund

Notes to the Financial Statements

For the year ended 30 June 2022

Note 1: Summary of Significant Accounting Policies

The trustees have prepared the financial statements on the basis that the Superannuation Fund is not a reporting entity because it is not publicly accountable and is not required by law or governing document to prepare financial statements that comply with Australian Accounting Standards. The financial statements are therefore special purpose financial statements that have been prepared in order to meet the requirements of the Superannuation Industry (Supervision) Act 1993 and associated Regulations, the trust deed of the Fund and the needs of members.

The financial statements have been prepared on a cash basis and are based on historical costs, except for investments which have been measured at market value.

The following significant accounting policies, which are consistent with the policies applied in the previous period unless otherwise stated, have been adopted in the preparation of the financial statements.

The financial statements were authorised for issue by the Trustee(s).

a. Measurement of Investments

The Fund initially recognises:

- (i) an investment when it controls the future economic benefits expected to flow from the asset. For financial assets, the trade date is considered to be the date on which control of the future economic benefits attributable to the asset passes to the Fund; and
- (ii) a financial liability on the date it becomes a party to the contractual provisions of the instrument.

Investments of the Fund have been measured at market value, which refers to the amount that a willing buyer could reasonably be expected to pay to acquire an asset from a willing seller if the following assumptions were made:

- that the buyer and the seller deal with each other at arm's length in relation to the sale;
- that the sale occurred after proper marketing of the asset; and
- that the buyer and the seller acted knowledgeably and prudentially in relation to the sale.

Market value has been determined as follows:

- (i) shares and other securities listed on the Australian Securities Exchange by reference to the relevant market quotations at the end of the reporting period;
- (ii) units in managed funds by reference to the unit redemption price at the end of the reporting period;
- (iii) fixed-interest securities by reference to the redemption price at the end of the reporting period;
- (iv) unlisted investments are stated at trustees' assessment based on estimated market value at balance date or where necessary, an external valuer's opinion; and
- (v) investment properties at the trustees' assessment of the market value or where necessary a qualified independent valuer's opinion at the end of reporting period.

Financial liabilities, such as trade creditors and other payables, are measured at the gross value of the outstanding balance at the end of the reporting period. The trustees have determined that the gross values of the Fund's financial liabilities is equivalent to their market values. Any remeasurement changes in the gross values of non-current financial liabilities (including liabilities for members' accrued benefits) are recognised in the operating statement in the periods in which they occur.

b. Cash and Cash Equivalents

Cash and cash equivalents include cash on hand and at call, deposits with banks and short-term, highly liquid investments that are readily convertible to cash and subject to an insignificant risk of change in value.

c. Revenue

Revenue is recognised to the extent that it is probable that the economic benefits will flow to the Fund and the revenue can be reliably measured. Revenue is recognised at the fair value of the consideration received or receivable.

The Beecham Family Superannuation Fund

Notes to the Financial Statements

For the year ended 30 June 2022

Interest revenue

Interest revenue is recognised in respect of fixed-interest securities, and cash and cash equivalent balances. Interest revenue is recognised upon receipt.

Dividend revenue

Dividend revenue is recognised when the dividend has been paid or, in the case of dividend reinvestment schemes, when the dividend is credited to the benefit of the fund.

Rental revenue

Rental revenue arising from operating leases on investment properties is recognised upon receipt.

Distribution revenue

Distributions from unit trusts and managed funds are recognised as at the date the unit value is quoted ex-distribution and if not received at the end of the reporting period, are reflected in the statement of financial position as a receivable at market value.

Remeasurement changes in market values

Remeasurement changes in the market values of assets are recognised as income and determined as the difference between the market value at year-end or consideration received (if sold during the year) and the market value as at the prior year-end or cost (if acquired during the period).

Contributions

Contributions and transfers in are recognised when the control and the benefits from the revenue have been attained and are recorded by the Fund, gross of any taxes, in the period to which they relate.

d. Liability for Accrued Benefits

The liability for accrued benefits represents the Fund's present obligation to pay benefits to members and beneficiaries, and has been calculated as the difference between the carrying amount of the assets and the carrying amount of the other payables and income tax liabilities as at the end of the reporting period.

e. Goods and Services Tax (GST)

Revenues, expenses and assets are recognised net of the amount of GST, except where the amount of GST incurred is not recoverable from the Australian Taxation Office (ATO).

The net amount of GST recoverable from, or payable to, the ATO is included with other receivables or other payables in the statement of financial position.

f. Critical Accounting Estimates and Judgements

The preparation of financial statements requires the trustees to make judgements, estimates and assumptions that affect the application of accounting policies and the reported amounts of assets and liabilities, income and expenses. Actual results may differ from these estimates.

Estimates and underlying assumptions are reviewed on an ongoing basis. Revisions to accounting estimates are recognised in the period in which the estimate is revised and in any future period affected.

Note 2: Derivatives (Options, Hybrids, Future Contracts)

	2022	2021
	\$	\$
Arovella Therapeutics Limited	4	0
Suda Pharmaceuticals Ltd	0	89

The Beecham Family Superannuation Fund
Notes to the Financial Statements

For the year ended 30 June 2022

	4	89
Note 3: Fixtures and Fittings (at written down value) - Unitised		
	2022	2021
	\$	\$
Roller Door Opener	379	474
Roller Doors	276	345
Hot Water Unit	1,097	1,371
Carpet	981	1,227
	2,733	3,417
Note 4: Other Assets		
	2022	2021
	\$	\$
Marina Berth	132,500	132,500
	132,500	132,500
Note 5: Plant and Equipment (at written down value) - Unitised		
	2022	2021
	\$	\$
Computer	346	693
Power Tools	156	260
	502	953
Note 6: Real Estate Properties (Australian - Non Residential)		
	2022	2021
	\$	\$
17/129 Robinson Road, Geebung	1,400,000	910,000
	1,400,000	910,000
Note 7: Shares in Listed Companies (Australian)		
	2022	2021
	\$	\$
Arovella Therapeutics Limited	491	0
Amcor Plc	27,060	22,695
Australia And New Zealand Banking Group Limited	88,120	112,600
ARB Corporation Limited	84,720	129,570
BHP Group Limited	288,750	339,990
Bank Of Queensland Limited.	40,020	54,660

The Beecham Family Superannuation Fund
Notes to the Financial Statements

For the year ended 30 June 2022

Beach Energy Limited	17,250	12,400
Capitol Health Limited	2,800	3,700
Clearview Wealth Limited	14,734	10,834
DDH1 Limited	3,802	0
Endeavour Group Limited	60,560	0
Elders Limited	21,000	19,265
Fortescue Metals Group Ltd	35,060	46,680
Grange Resources Limited.	63,250	29,750
Global Value Fund Limited - Ordinary Fully Paid	159,471	164,569
Hansen Technologies Limited	115,981	138,508
Infomedia Ltd	16,700	15,350
Ive Group Limited	8,600	7,275
Lendlease Group	27,330	34,380
Mount Gibson Iron Limited	5,400	9,450
Myer Holdings Limited	812	888
National Australia Bank Limited	163,984	156,979
Origin Energy Limited	22,020	17,332
Orexplore Technologies Limited	480	0
Platinum Asset Management Limited	15,660	44,190
South32 Limited	21,670	16,115
Suda Ltd	0	1,216
Suncorp Group Limited	85,293	86,302
Swick Mining Services Ltd	0	4,100
Telstra Corporation Limited.	385,000	376,000
Treasury Wine Estates Limited	31,326	32,237
WAM Capital Limited	86,000	109,500
WAM Research Limited	155,487	186,084
Westpac Banking Corporation	81,393	107,731
Woodside Energy Group Ltd	40,246	0
Webjet Limited	32,040	29,460
Wam Global Limited	104,183	157,200
Wam Leaders Limited - Ordinary Fully Paid	292,000	231,529
Worley Group Limited	71,200	59,800

The Beecham Family Superannuation Fund
Notes to the Financial Statements

For the year ended 30 June 2022

Woolworths Group Limited	284,800	305,040
	2,954,693	3,073,379

Note 8: Shares in Listed Companies (Overseas)

	2022	2021
	\$	\$
Great Panther Mining Limited	2,694	1,269
	2,694	1,269

Note 9: Units in Listed Unit Trusts (Australian)

	2022	2021
	\$	\$
Abacus Property Group	49,922	51,871
Aberdeen Standard Asian Opportunities Fund	152,373	187,864
APA Group	37,563	29,664
Cromwell Group	97,306	112,772
Cromwell Ipswich City Heart Trust	0	176,000
Cromwell Direct Property Fund	197,743	0
Cromwell Property Trust 12	238,000	186,000
Cromwell Phoenix Opportunities Fund	190,095	191,359
Scentre Group	3,227	3,414
Sydney Airport	0	28,950
	966,229	967,894

Note 10: Banks and Term Deposits

	2022	2021
	\$	\$
Banks		
Suncorp - Business Everyday Account 8860	39,824	10,162
Suncorp - Business Saver Account 8909	644,925	618,092
	684,749	628,254

Note 11: Liability for Accrued Benefits

The Beecham Family Superannuation Fund
Notes to the Financial Statements

For the year ended 30 June 2022

	2022 \$	2021 \$
Liability for accrued benefits at beginning of year	5,731,567	4,664,992
Benefits accrued as a result of operations	483,186	1,066,575
Current year member movements	0	0
	6,214,753	5,731,567

Note 12: Vested Benefits

Vested benefits are benefits that are not conditional upon continued membership of the fund (or any factor other than resignation from the plan) and include benefits which members were entitled to receive had they terminated their fund membership as at the end of the reporting period.

	2022 \$	2021 \$
Vested Benefits	6,214,753	5,731,567

Note 13: Guaranteed Benefits

No guarantees have been made in respect of any part of the liability for accrued benefits.

Note 14: Dividends

	2022 \$	2021 \$
ARB Corporation Limited	2,340	2,055
Arcor Plc	982	943
Australia And New Zealand Banking Group Limited	5,680	2,400
BHP Group Limited	71,187	14,461
Bank Of Queensland Limited.	2,640	1,740
Beach Energy Limited	200	200
Capitol Health Limited	100	150
Clearview Wealth Limited	217	0
DDH1 Limited	149	0
Elders Limited	834	550
Endeavour Group Limited	1,560	0
Fortescue Metals Group Ltd	5,940	4,940
Global Value Fund Limited - Ordinary Fully Paid	9,612	8,593
Grange Resources Limited.	11,000	1,500
Hansen Technologies Limited	2,676	2,676
Infomedia Ltd	490	430
Ive Group Limited	775	350

The Beecham Family Superannuation Fund
Notes to the Financial Statements

For the year ended 30 June 2022

Mount Gibson Iron Limited	200	300
Myer Holdings Limited	38	0
National Australia Bank Limited	7,603	3,592
Origin Energy Limited	769	865
Platinum Asset Management Limited	1,980	2,070
South32 Limited	1,068	175
Suncorp Group Limited	5,515	2,796
Swick Mining Services Ltd	200	150
Telstra Corporation Limited.	16,000	16,000
Treasury Wine Estates Limited	773	635
WAM Capital Limited	7,750	7,750
WAM Research Limited	11,425	10,637
Wam Global Limited	6,300	4,200
Wam Leaders Limited - Ordinary Fully Paid	15,000	9,829
Webjet Limited	490	0
Westpac Banking Corporation	5,051	3,715
Woolworths Group Limited	7,520	8,080
Worley Group Limited	2,500	2,500
	206,564	114,282

Note 15: Trust Distributions

	2022	2021
	\$	\$
Scentre Group	178	87
Cromwell Direct Property Fund	9,126	0
Cromwell Phoenix Opportunities Fund	33,121	9,672
Lend Lease Group	548	572
Cromwell Property Trust 12	11,500	142,184
APA Group	1,716	1,686
Cromwell Group	8,377	9,022
Aberdeen Standard Asian Opportunities Fund	10,738	0
Abacus Property Group	3,320	2,799
Cromwell Ipswich City Heart Trust	179,631	11,500
Aberdeen Asian Opportunities Fund	0	27,492
	258,255	205,014

The Beecham Family Superannuation Fund
Notes to the Financial Statements

For the year ended 30 June 2022

Note 16: Rental Income

	2022	2021
	\$	\$
Marina Berth	7,342	7,342
17/129 Robinson Road, Geebung	97,516	94,164
	<hr/> 104,858	<hr/> 101,506

Note 17: Changes in Market Values

Unrealised Movements in Market Value

	2022	2021
	\$	\$
Derivatives (Options, Hybrids, Future Contracts)		
Arovella Therapeutics Limited	4	0
Suda Pharmaceuticals Ltd	(89)	89
	<hr/> (85)	<hr/> 89

Real Estate Properties (Australian - Non Residential)

17/129 Robinson Road, Geebung	490,000	0
	<hr/> 490,000	<hr/> 0

Shares in Listed Companies (Australian)

ARB Corporation Limited	(44,850)	75,720
Ancor Plc	4,365	975
Arovella Therapeutics Limited	(9,875)	0
Australia And New Zealand Banking Group Limited	(24,480)	38,040
BHP Group Limited	(51,240)	89,250
Bank Of Queensland Limited.	(14,640)	17,640
Beach Energy Limited	4,850	(2,800)
Capitol Health Limited	(900)	1,250
Clearview Wealth Limited	3,900	4,983
DDH1 Limited	(2,435)	0
Elders Limited	1,735	3,553
Endeavour Group Limited	30,391	0
Fortescue Metals Group Ltd	(11,620)	18,980
Global Value Fund Limited - Ordinary Fully Paid	(5,097)	30,584
Grange Resources Limited.	33,500	17,650
Hansen Technologies Limited	(22,527)	73,603

The Beecham Family Superannuation Fund
Notes to the Financial Statements

For the year ended 30 June 2022

Infomedia Ltd	1,350	(1,850)
Ive Group Limited	1,325	3,275
Lendlease Group	(7,050)	(2,730)
Mount Gibson Iron Limited	(4,050)	3,350
Myer Holdings Limited	(75)	425
National Australia Bank Limited	7,005	47,896
Orexplore Technologies Limited	(425)	0
Origin Energy Limited	4,688	(5,111)
Platinum Asset Management Limited	(28,530)	10,620
South32 Limited	5,555	4,895
Southern Cross Media Group Limited	0	7,006
Suda Ltd	9,150	555
Suncorp Group Limited	(1,010)	14,604
Swick Mining Services Ltd	1,880	1,600
Telstra Corporation Limited.	9,000	63,000
Treasury Wine Estates Limited	(911)	3,312
Unibail-rodamco-westfield	0	3,697
Virgin Money Uk Plc	0	4,570
WAM Capital Limited	(23,500)	18,500
WAM Research Limited	(42,023)	35,361
Wam Global Limited	(56,317)	25,050
Wam Leaders Limited - Ordinary Fully Paid	(17,842)	74,929
Webjet Limited	2,580	9,540
Westpac Banking Corporation	(26,338)	32,808
Woodside Energy Group Ltd	2,629	0
Woolworths Group Limited	9,929	6,800
Worley Group Limited	11,400	16,200
	(250,503)	747,731
Shares in Listed Companies (Overseas)		
Great Panther Mining Limited	1,424	139
	1,424	139
Units in Listed Unit Trusts (Australian)		
APA Group	7,899	(7,433)

The Beecham Family Superannuation Fund
Notes to the Financial Statements

For the year ended 30 June 2022

Abacus Property Group	(11,949)	7,739
Aberdeen Asian Opportunities Fund	0	42,175
Aberdeen Standard Asian Opportunities Fund	(46,229)	(24,037)
Cromwell Direct Property Fund	(4,757)	0
Cromwell Group	(15,466)	(3,222)
Cromwell Ipswich City Heart Trust	(49,000)	27,000
Cromwell Phoenix Opportunities Fund	(26,712)	54,402
Cromwell Property Trust 12	52,000	(94,000)
Scentre Group	(187)	710
Sydney Airport	6,500	600
	<hr/>	<hr/>
	(87,900)	3,934
	<hr/>	<hr/>
Total Unrealised Movement	152,935	751,893
	<hr/>	<hr/>

Realised Movements in Market Value

	2022	2021
	\$	\$
Shares in Listed Companies (Australian)		
Southern Cross Media Group Limited	0	(6,979)
Swick Mining Services Ltd	1,162	0
Sydney Airport	0	913
Unibail-rodamco-westfield	0	(3,238)
Virgin Money Uk Plc	0	(1,526)
	<hr/>	<hr/>
	1,162	(10,830)
	<hr/>	<hr/>
Units in Listed Unit Trusts (Australian)		
Cromwell Ipswich City Heart Trust	(127,000)	0
Sydney Airport	8,300	0
	<hr/>	<hr/>
	(118,700)	0
	<hr/>	<hr/>
Total Realised Movement	(117,538)	(10,830)
	<hr/>	<hr/>
Changes in Market Values	35,397	741,063
	<hr/>	<hr/>

Note 18: Income Tax Expense

	2022	2021
	\$	\$
The components of tax expense comprise		

The Beecham Family Superannuation Fund
Notes to the Financial Statements

For the year ended 30 June 2022

Current Tax	(66,128)	(34,259)
Income Tax Expense	(66,128)	(34,259)

The prima facie tax on benefits accrued before income tax is reconciled to the income tax as follows:

Prima facie tax payable on benefits accrued before income tax at 15%	62,559	154,847
--	--------	---------

Less:

Tax effect of:

Increase in MV of Investments	22,940	112,784
Exempt Pension Income	50,830	33,884
Realised Accounting Capital Gains	(17,631)	(1,624)
Accounting Trust Distributions	38,738	30,752

Add:

Tax effect of:

SMSF Non-Deductible Expenses	3,542	3,360
Pension Payments	12,882	9,278
Benefit Payments	10,323	5,834
Franking Credits	13,479	7,452
Foreign Credits	44	78
Net Capital Gains	13,028	8,187
TFN Credits	8	0
Taxable Trust Distributions	2,831	2,280
Distributed Foreign Income	76	75
Rounding	(2)	(1)

Income Tax on Taxable Income or Loss	23,893	15,594
--------------------------------------	--------	--------

Less credits:

Franking Credits	89,862	49,677
Foreign Credits	109	176
TFN Credits	50	0

Current Tax or Refund	(66,128)	(34,259)
-----------------------	----------	----------

The Beecham Family Superannuation Fund Trustees Declaration

12 JUN 2023

The trustees have determined that the Fund is not a reporting entity and that these special purpose financial statements should be prepared in accordance with the accounting policies described in Note 1 to the financial statements.

The trustees declare that:

- (i) the financial statements and notes to the financial statements for the year ended 30 June 2022 present fairly, in all material respects, the financial position of the Superannuation Fund at 30 June 2022 and the results of its operations for the year ended on that date in accordance with the accounting policies described in Note 1 to the financial statements;
- (ii) the financial statements and notes to the financial statements have been prepared in accordance with the requirements of the trust deed; and
- (iii) the operation of the superannuation fund has been carried out in accordance with its trust deed and in compliance with the requirements of the Superannuation Industry (Supervision) Act 1993 and associated Regulations during the year ended 30 June 2022.

Signed in accordance with a resolution of the trustees by:



Stephen Trevor Beecham

Trustee



Joanne Valerio Beecham

Trustee

17 April 2023

The Beecham Family Superannuation Fund

Statement of Taxable Income

For the year ended 30 June 2022

	2022
	\$
Benefits accrued as a result of operations	417,058.00
Less	
Increase in MV of investments	152,935.00
Exempt current pension income	338,865.00
Realised Accounting Capital Gains	(117,538.00)
Accounting Trust Distributions	258,254.00
	<u>632,516.00</u>
Add	
SMSF non deductible expenses	23,612.00
Pension Payments	85,880.00
Franking Credits	89,862.00
Foreign Credits	291.00
Net Capital Gains	86,852.00
TFN Credits - Dividends	50.00
Taxable Trust Distributions	18,875.00
Distributed Foreign income	508.00
Benefits Paid/Transfers Out	68,821.00
	<u>374,751.00</u>
SMSF Annual Return Rounding	(4.00)
	<u>159,289.00</u>
Taxable Income or Loss	<u>159,289.00</u>
Income Tax on Taxable Income or Loss	23,893.35
Less	
Franking Credits	89,861.88
Foreign Credits	109.29
	<u>(66,077.82)</u>
TAX PAYABLE	<u>(66,077.82)</u>
Less	
TFN Credits	50.00
	<u>(66,127.82)</u>
CURRENT TAX OR REFUND	<u>(66,127.82)</u>
Supervisory Levy	259.00
	<u>(65,868.82)</u>
AMOUNT DUE OR REFUNDABLE	<u>(65,868.82)</u>

The Beecham Family Superannuation Fund

Investment Summary Report

As at 30 June 2022

Investment	Units	Market Price	Market Value	Average Cost	Accounting Cost	Unrealised Gain/(Loss)	Gain/(Loss)%	Portfolio Weight%
Cash/Bank Accounts								
Suncorp - Business Everyday Account 8860		39,823.620000	39,823.62	39,823.62	39,823.62			0.65 %
Suncorp - Business Saver Account 8909		644,924.890000	644,924.89	644,924.89	644,924.89			10.50 %
			684,748.51		684,748.51			11.14 %
Derivatives (Options, Hybrids, Future Contracts)								
ALAOE.AX Arovella Therapeutics Limited	3,556.00	0.001000	3.56	0.00	0.00	3.56	0.00 %	0.00 %
			3.56		0.00	3.56		0.00 %
Fixtures and Fittings (at written down value) - Unitised								
77250 Carpet	1.00	981.220000	981.22	2,470.00	2,470.00	(1,488.78)	(60.27) %	0.02 %
HotWater Hot Water Unit	1.00	1,096.960000	1,096.96	1,460.00	1,460.00	(363.04)	(24.87) %	0.02 %
BEE201_RO Roller Door Opener LLERDOOR OPE	1.00	378.860000	378.86	1,945.45	1,945.45	(1,566.59)	(80.53) %	0.01 %
BEE201_RO Roller Doors LLERDOOR	1.00	275.950000	275.95	3,600.00	3,600.00	(3,324.05)	(92.33) %	0.00 %
			2,732.99		9,475.45	(6,742.46)	(71.16) %	0.04 %
Other Assets								
BEE201_MA Marina Berth RINABERTH	1.00	132,500.000000	132,500.00	144,029.80	144,029.80	(11,529.80)	(8.01) %	2.16 %
			132,500.00		144,029.80	(11,529.80)	(8.01) %	2.16 %
Plant and Equipment (at written down value) - Unitised								
Computer Computer	1.00	346.380000	346.38	1,385.53	1,385.53	(1,039.15)	(75.00) %	0.01 %
PowerTools Power Tools	1.00	156.080000	156.08	433.56	433.56	(277.48)	(64.00) %	0.00 %
			502.46		1,819.09	(1,316.63)	(72.38) %	0.01 %
Real Estate Properties (Australian - Non Residential)								
BEE201 17/129 Robinson Road, Geebung	1.00	1,400,000.000000	1,400,000.00	1,145,004.00	1,145,004.00	254,996.00	22.27 %	22.79 %
			1,400,000.00		1,145,004.00	254,996.00	22.27 %	22.79 %
Shares in Listed Companies (Australian)								
AMC.AX Amcor Plc	1,500.00	18.040000	27,060.00	16.21	24,315.00	2,745.00	11.29 %	0.44 %

The Beecham Family Superannuation Fund

Investment Summary Report

As at 30 June 2022

Investment		Units	Market Price	Market Value	Average Cost	Accounting Cost	Unrealised Gain/(Loss)	Gain/(Loss)%	Portfolio Weight%
ARB.AX	ARB Corporation Limited	3,000.00	28.240000	84,720.00	15.71	47,130.00	37,590.00	79.76 %	1.38 %
ALA.AX	Arovella Therapeutics Limited	21,332.00	0.023000	490.64	0.49	10,365.65	(9,875.01)	(95.27) %	0.01 %
ANZ.AX	Australia And New Zealand Banking Group Limited	4,000.00	22.030000	88,120.00	29.75	119,011.27	(30,891.27)	(25.96) %	1.43 %
BOQ.AX	Bank Of Queensland Limited.	6,000.00	6.670000	40,020.00	12.32	73,940.40	(33,920.40)	(45.88) %	0.65 %
BPT.AX	Beach Energy Limited	10,000.00	1.725000	17,250.00	0.97	9,705.60	7,544.40	77.73 %	0.28 %
BHP.AX	BHP Group Limited	7,000.00	41.250000	288,750.00	26.08	182,594.74	106,155.26	58.14 %	4.70 %
CAJ.AX	Capitol Health Limited	10,000.00	0.280000	2,800.00	0.59	5,879.95	(3,079.95)	(52.38) %	0.05 %
CVW.AX	Clearview Wealth Limited	21,667.00	0.680000	14,733.56	1.45	31,417.15	(16,683.59)	(53.10) %	0.24 %
DDH.AX	DDH1 Limited	5,940.00	0.640000	3,801.60	1.05	6,237.00	(2,435.40)	(39.05) %	0.06 %
ELD.AX	Elders Limited	1,668.00	12.590000	21,000.12	20.63	34,415.13	(13,415.01)	(38.98) %	0.34 %
EDV.AX	Endeavour Group Limited	8,000.00	7.570000	60,560.00	3.77	30,168.98	30,391.02	100.74 %	0.99 %
FMG.AX	Fortescue Metals Group Ltd	2,000.00	17.530000	35,060.00	5.22	10,440.00	24,620.00	235.82 %	0.57 %
GVF.AX	Global Value Fund Limited - Ordinary Fully Paid	145,636.00	1.095000	159,471.42	1.13	165,000.00	(5,528.58)	(3.35) %	2.60 %
GRR.AX	Grange Resources Limited.	50,000.00	1.265000	63,250.00	0.13	6,279.95	56,970.05	907.17 %	1.03 %
HSN.AX	Hansen Technologies Limited	22,304.00	5.200000	115,980.80	4.04	90,108.16	25,872.64	28.71 %	1.89 %
IFM.AX	Infomedia Ltd	10,000.00	1.670000	16,700.00	0.72	7,250.00	9,450.00	130.34 %	0.27 %
IGL.AX	Ive Group Limited	5,000.00	1.720000	8,600.00	2.10	10,507.47	(1,907.47)	(18.15) %	0.14 %
LLC.AX	Lendlease Group	3,000.00	9.110000	27,330.00	16.65	49,950.00	(22,620.00)	(45.29) %	0.44 %
MGX.AX	Mount Gibson Iron Limited	10,000.00	0.540000	5,400.00	0.99	9,907.80	(4,507.80)	(45.50) %	0.09 %
MYR.AX	Myer Holdings Limited	2,500.00	0.325000	812.50	3.32	8,299.00	(7,486.50)	(90.21) %	0.01 %
NAB.AX	National Australia Bank Limited	5,987.00	27.390000	163,983.93	30.87	184,802.99	(20,819.06)	(11.27) %	2.67 %
OXT.AX	Orexplere Technologies Limited	6,667.00	0.072000	480.02	0.14	905.38	(425.36)	(46.98) %	0.01 %
ORG.AX	Origin Energy Limited	3,843.00	5.730000	22,020.39	9.88	37,982.85	(15,962.46)	(42.03) %	0.36 %
PTM.AX	Platinum Asset Management Limited	9,000.00	1.740000	15,660.00	4.63	41,670.00	(26,010.00)	(62.42) %	0.25 %
S32.AX	South32 Limited	5,500.00	3.940000	21,670.00	2.68	14,740.00	6,930.00	47.01 %	0.35 %

The Beecham Family Superannuation Fund

Investment Summary Report

As at 30 June 2022

Investment		Units	Market Price	Market Value	Average Cost	Accounting Cost	Unrealised Gain/(Loss)	Gain/(Loss)%	Portfolio Weight%
SUN.AX	Suncorp Group Limited	7,768.00	10.980000	85,292.64	14.86	115,440.00	(30,147.36)	(26.12) %	1.39 %
TLS.AX	Telstra Corporation Limited.	100,000.00	3.850000	385,000.00	4.43	442,713.15	(57,713.15)	(13.04) %	6.27 %
TWE.AX	Treasury Wine Estates Limited	2,760.00	11.350000	31,326.00	13.16	36,321.60	(4,995.60)	(13.75) %	0.51 %
WAM.AX	WAM Capital Limited	50,000.00	1.720000	86,000.00	2.30	114,854.93	(28,854.93)	(25.12) %	1.40 %
WGB.AX	Wam Global Limited	61,647.00	1.690000	104,183.43	2.36	145,500.00	(41,316.57)	(28.40) %	1.70 %
WLE.AX	Wam Leaders Limited - Ordinary Fully Paid	200,000.00	1.460000	292,000.00	1.21	241,812.96	50,187.04	20.75 %	4.75 %
WAX.AX	WAM Research Limited	120,067.00	1.295000	155,486.76	1.42	170,719.34	(15,232.58)	(8.92) %	2.53 %
WEB.AX	Webjet Limited	6,000.00	5.340000	32,040.00	4.64	27,855.77	4,184.23	15.02 %	0.52 %
WBC.AX	Westpac Banking Corporation	4,174.00	19.500000	81,393.00	31.67	132,198.12	(50,805.12)	(38.43) %	1.32 %
WDS.AX	Woodside Energy Group Ltd	1,264.00	31.840000	40,245.76	29.76	37,616.64	2,629.12	6.99 %	0.66 %
WOW.AX	Woolworths Group Limited	8,000.00	35.600000	284,800.00	22.80	182,438.34	102,361.66	56.11 %	4.64 %
WOR.AX	Worley Group Limited	5,000.00	14.240000	71,200.00	19.98	99,900.00	(28,700.00)	(28.73) %	1.16 %
				2,954,692.57		2,960,395.32	(5,702.75)	(0.19) %	48.09 %
Shares in Listed Companies (Overseas)									
GPL.NYE	Great Panther Mining Limited	1,548.00	1.740000	2,693.52	0.09	133.12	2,560.40	1,923.38 %	0.04 %
				2,693.52		133.12	2,560.40	1,923.38 %	0.04 %
Units in Listed Unit Trusts (Australian)									
ABP.AX	Abacus Property Group	19,425.00	2.570000	49,922.25	3.26	63,353.08	(13,430.83)	(21.20) %	0.81 %
AFZ01.AX	Aberdeen Standard Asian Opportunities Fund	113,838.68	1.338500	152,373.07	1.96	222,639.52	(70,266.45)	(31.56) %	2.48 %
APA.AX	APA Group	3,333.00	11.270000	37,562.91	9.17	30,563.61	6,999.30	22.90 %	0.61 %
CRM0018AU	Cromwell Direct Property Fund	149,601.06	1.321800	197,742.69	1.35	202,500.00	(4,757.31)	(2.35) %	3.22 %
CMW.AX	Cromwell Group	128,882.00	0.755000	97,305.91	1.11	143,474.38	(46,168.47)	(32.18) %	1.58 %
CRM0028AU	Cromwell Phoenix Opportunities Fund	81,708.66	2.326500	190,095.19	2.02	165,084.75	25,010.44	15.15 %	3.09 %
CRM0023AU	Cromwell Property Trust 12	200,000.00	1.190000	238,000.00	1.27	254,000.00	(16,000.00)	(6.30) %	3.87 %
SCG.AX	Scentre Group	1,246.00	2.590000	3,227.14	4.05	5,046.30	(1,819.16)	(36.05) %	0.05 %

The Beecham Family Superannuation Fund
Investment Summary Report

As at 30 June 2022

Investment	Units	Market Price	Market Value	Average Cost	Accounting Cost	Unrealised Gain/(Loss)	Gain/(Loss)%	Portfolio Weight%
			966,229.16		1,086,661.64	(120,432.48)	(11.08) %	15.73 %
			6,144,102.77		6,032,266.93	111,835.84	1.85 %	100.00 %

The Beecham Family Superannuation Fund

Investment Income Report

As at 30 June 2022

Investment	Total Income	Franked	Unfranked	Interest/ Other	Franking Credits	Foreign Income	Foreign Credits * 1	Assessable Income	TFN Credits	Other Deductions	Distributed Capital Gains	Non-Assessable Payments
								(Excl. Capital Gains) * 2				
Cash at Bank												
	Suncorp - Business Saver Account 8909	2,240.25			2,240.25			2,240.25				
		2,240.25	0.00	0.00	2,240.25	0.00	0.00	2,240.25	0.00	0.00	0.00	0.00
Other Assets												
	BEE201_MARINABERTH Marina Berth	7,341.82						7,341.82				
		7,341.82	0.00	0.00	0.00	0.00	0.00	7,341.82	0.00	0.00	0.00	0.00
Real Estate Properties (Australian - Non Residential)												
	BEE201 17/129 Robinson Road, Geebung	97,516.15						97,516.15				
		97,516.15	0.00	0.00	0.00	0.00	0.00	97,516.15	0.00	0.00	0.00	0.00
Shares in Listed Companies (Australian)												
	AMC.AX Amcor Plc	982.05		982.05				982.05				
	ARB.AX ARB Corporation Limited	2,340.00	2,340.00				1,002.86	3,342.86				
	ANZ.AX Australia And New Zealand Banking Group Limited	5,680.00	5,680.00				2,434.29	8,114.29				
	BOQ.AX Bank Of Queensland Limited.	2,640.00	2,640.00				1,131.42	3,771.42				
	BPT.AX Beach Energy Limited	200.00	200.00				85.72	285.72				
	BHP.AX BHP Group Limited	71,187.44	71,187.44				30,508.91	101,696.35				
	CAJ.AX Capitol Health Limited	100.00	100.00				42.86	142.86				
	CVW.AX Clearview Wealth Limited	216.67	216.67				92.86	309.53				
	DDH.AX DDH1 Limited	149.09	149.09				63.90	212.99				
	ELD.AX Elders Limited	834.00	213.50	620.50			91.50	925.50				
	EDV.AX Endeavour Group Limited	1,560.00	1,560.00				668.57	2,228.57				
	FMG.AX Fortescue Metals Group Ltd	5,940.00	5,940.00				2,545.71	8,485.71				
	GVF.AX Global Value Fund Limited - Ordinary Fully Paid	9,611.98	9,611.98				4,119.42	13,731.40				
	GRR.AX Grange Resources Limited.	11,000.00	11,000.00				4,714.29	15,714.29				

The Beecham Family Superannuation Fund

Investment Income Report

As at 30 June 2022

Investment		Assessable Income															
		Total Income	Franked	Unfranked	Interest/ Other	Franking Credits	Foreign Income	Foreign Credits * 1	(Excl. Capital Gains) * 2	TFN Credits	Other Deductions	Distributed Capital Gains	Non-Assessable Payments				
HSN.AX	Hansen Technologies Limited	2,676.48	1,382.85	1,293.63		592.65							3,269.13				
IFM.AX	Infomedia Ltd	490.00	343.00	147.00		147.00							637.00				
IGL.AX	Ive Group Limited	775.00	775.00			332.14							1,107.14				
LLC.AX	Lend Lease Group	547.77		238.23	144.70		71.80	7.22					461.95	68.86	24.18		
MGX.AX	Mount Gibson Iron Limited	200.00	200.00			85.71							285.71				
MYR.AX	Myer Holdings Limited	37.50	37.50			16.07							53.57				
NAB.AX	National Australia Bank Limited	7,603.49	7,603.49			3,258.63							10,862.12				
ORG.AX	Origin Energy Limited	768.61		768.61									768.61				
PTM.AX	Platinum Asset Management Limited	1,980.00	1,980.00			848.57							2,828.57				
S32.AX	South32 Limited	1,067.69	1,067.69			457.58							1,525.27				
SUN.AX	Suncorp Group Limited	5,515.28	5,515.28			2,363.69							7,878.97				
SWK.AX	Swick Mining Services Ltd	200.00	200.00			85.71							285.71				
TLS.AX	Telstra Corporation Limited.	16,000.00	16,000.00			6,857.14							22,857.14				
TWE.AX	Treasury Wine Estates Limited	772.80	772.80			331.20							1,104.00				
WAM.AX	WAM Capital Limited	7,750.00	7,750.00			3,321.42							11,071.42				
WGB.AX	Wam Global Limited	6,300.00	6,300.00			2,700.00							9,000.00				
WLE.AX	Wam Leaders Limited - Ordinary Fully Paid	15,000.00	15,000.00			6,428.57							21,428.57				
WAX.AX	WAM Research Limited	11,425.29	11,425.29			4,896.55							16,321.84				
WEB.AX	Webjet Limited	490.00	432.00	108.00		185.14						50.00	725.14				
WBC.AX	Westpac Banking Corporation	5,050.54	5,050.54			2,164.51							7,215.05				
WOW.AX	Woolworths Group Limited	7,520.00	7,520.00			3,222.85							10,742.85				
WOR.AX	Worley Group Limited	2,500.00		2,500.00									2,500.00				
		207,111.68	200,194.12	6,658.02	144.70	85,797.44	71.80	7.22					292,873.30	50.00	0.00	68.86	24.18
Units in Listed Unit Trusts (Australian)																	
ABP.AX	Abacus Property Group	3,320.01			794.54		78.56	14.64					887.74	405.40		2,041.51	

The Beecham Family Superannuation Fund

Investment Income Report

As at 30 June 2022

Investment		Assessable Income											
		Total Income	Franked	Unfranked	Interest/Other	Franking Credits	Foreign Income	Foreign Credits * 1	(Excl. Capital Gains) * 2	TFN Credits	Other Deductions	Distributed Capital Gains	Non-Assessable Payments
AFZ01.AX	Aberdeen Standard Asian Opportunities Fund	10,738.01			0.13		218.07	303.12	486.75			10,554.38	
APA.AX	APA Group	1,715.53	314.30		82.47	134.70			531.47				1,318.76
CRM0018AU	Cromwell Direct Property Fund	9,126.32			625.12				625.12		9,002.50		-501.30
CMW.AX	Cromwell Group	8,377.32	17.11	0.04	3,073.67	22.45			3,113.27				5,286.50
CRM0015AU	Cromwell Ipswich City Heart Trust	179,630.95			0.34				0.34		131,912.18		47,718.43
CRM0028AU	Cromwell Phoenix Opportunities Fund	33,120.91	5,465.87	702.10	243.56	3,891.42	127.88	0.16	10,430.99		26,581.50		
CRM0023AU	Cromwell Property Trust 12	11,499.96			7,077.84				7,077.84				4,422.12
SCG.AX	Scentre Group	177.53	37.03		58.32	15.87	11.82	0.45	123.49				70.36
		257,706.54	5,834.31	702.14	11,955.99	4,064.44	436.33	318.37	23,277.01	0.00	0.00	178,455.96	60,356.38
		571,916.44	206,028.43	7,360.16	14,340.94	89,861.88	508.13	325.59	423,248.53	50.00	0.00	178,524.82	60,380.56

Assessable Income (Excl. Capital Gains) **423,248.53**

Net Capital Gain **120,048.82**

Total Assessable Income 543,297.35

*1 Includes foreign credits from foreign capital gains.

*2 Assessable Income in the SMSF Annual Return will be different as capital gains and losses from disposals of assets have not been included.

For a breakdown of Distributed Capital Gains and Non-Assessable Payments refer to Distributions Reconciliation Report. Includes foreign credits from foreign capital gains.

The Beecham Family Superannuation Fund

Members Statement

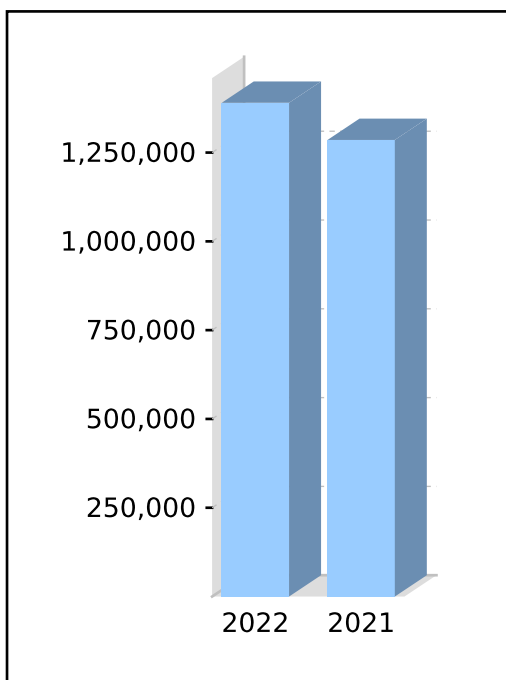
Stephen Trevor Beecham
 Unit 2 114 Dennis Road
 Springwood, Queensland, 4127, Australia

Your Details

Date of Birth :	Provided	Nominated Beneficiaries:	N/A
Age:	66	Nomination Type:	N/A
Tax File Number:	Provided	Vested Benefits:	1,390,163
Date Joined Fund:	01/07/2004	Total Death Benefit:	1,390,163
Service Period Start Date:	01/07/2004	Current Salary:	0
Date Left Fund:		Previous Salary:	0
Member Code:	BEESTE00002A	Disability Benefit:	0
Account Start Date:	01/07/2004		
Account Phase:	Accumulation Phase		
Account Description:	Accumulation		

Your Balance

Total Benefits	1,390,163
<u>Preservation Components</u>	
Preserved	(56,527)
Unrestricted Non Preserved	1,446,690
Restricted Non Preserved	
<u>Tax Components</u>	
Tax Free	647,797
Taxable	742,366



Your Detailed Account Summary

	This Year	Last Year
Opening balance at 01/07/2021	1,285,518	1,047,869
<u>Increases to Member account during the period</u>		
Employer Contributions	251	313
Personal Contributions (Concessional)		
Personal Contributions (Non Concessional)		
Government Co-Contributions		
Other Contributions		
Proceeds of Insurance Policies		
Transfers In		
Net Earnings	149,753	266,911
Internal Transfer In		
<u>Decreases to Member account during the period</u>		
Pensions Paid		
Contributions Tax	38	47
Income Tax	16,081	10,376
No TFN Excess Contributions Tax		
Excess Contributions Tax		
Refund Excess Contributions		
Division 293 Tax		
Insurance Policy Premiums Paid		
Management Fees		
Member Expenses		
Benefits Paid/Transfers Out	29,240	19,151
Superannuation Surcharge Tax		
Internal Transfer Out		
Closing balance at 30/06/2022	1,390,163	1,285,519

The Beecham Family Superannuation Fund

Members Statement

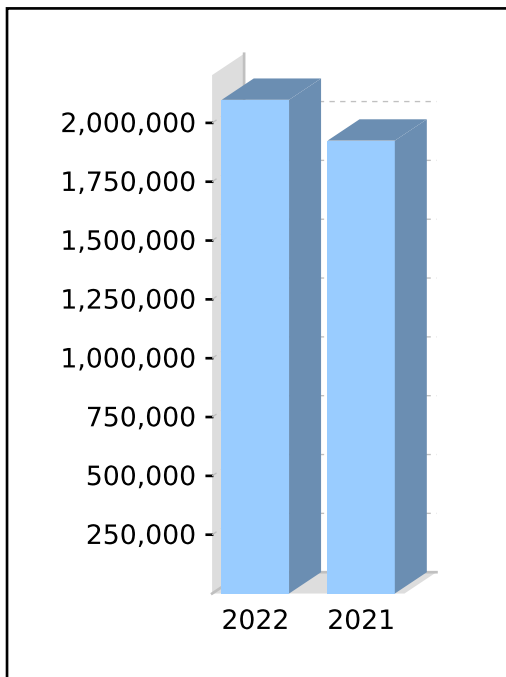
Stephen Trevor Beecham
 Unit 2 114 Dennis Road
 Springwood, Queensland, 4127, Australia

Your Details

Date of Birth :	Provided	Nominated Beneficiaries:	N/A
Age:	66	Nomination Type:	N/A
Tax File Number:	Provided	Vested Benefits:	2,098,169
Date Joined Fund:	01/07/2004	Total Death Benefit:	2,098,169
Service Period Start Date:	01/07/2004	Current Salary:	0
Date Left Fund:		Previous Salary:	0
Member Code:	BEESTE00003P	Disability Benefit:	0
Account Start Date:	01/07/2016		
Account Phase:	Retirement Phase		
Account Description:	Pension Account - 2017		

Your Balance

Total Benefits	2,098,169
<u>Preservation Components</u>	
Preserved	
Unrestricted Non Preserved	2,098,169
Restricted Non Preserved	
<u>Tax Components</u>	
Tax Free (33.63%)	705,602
Taxable	1,392,567



Your Detailed Account Summary

	This Year	Last Year
Opening balance at 01/07/2021	1,924,571	1,561,098
<u>Increases to Member account during the period</u>		
Employer Contributions		
Personal Contributions (Concessional)		
Personal Contributions (Non Concessional)		
Government Co-Contributions		
Other Contributions		
Proceeds of Insurance Policies		
Transfers In		
Net Earnings	221,708	394,693
Internal Transfer In		
<u>Decreases to Member account during the period</u>		
Pensions Paid	48,110	31,220
Contributions Tax		
Income Tax		
No TFN Excess Contributions Tax		
Excess Contributions Tax		
Refund Excess Contributions		
Division 293 Tax		
Insurance Policy Premiums Paid		
Management Fees		
Member Expenses		
Benefits Paid/Transfers Out		
Superannuation Surcharge Tax		
Internal Transfer Out		
Closing balance at 30/06/2022	2,098,169	1,924,571

The Beecham Family Superannuation Fund

Members Statement

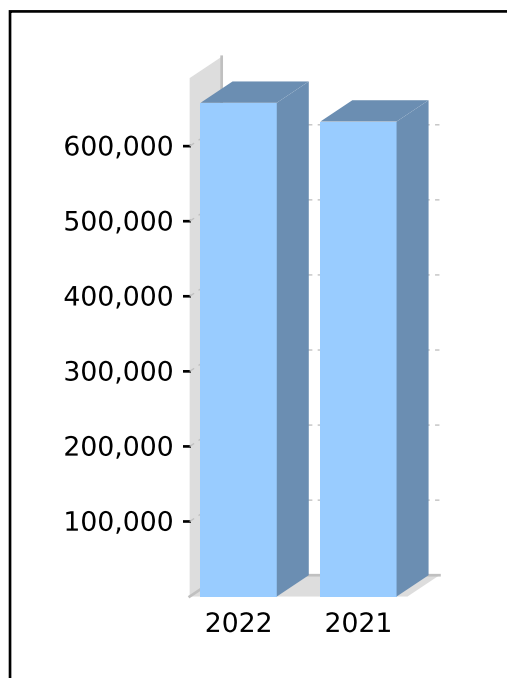
Joanne Valerie Beecham
 Unit 2 114 Dennis Road
 Springwood, Queensland, 4127, Australia

Your Details

Date of Birth :	Provided	Nominated Beneficiaries:	N/A
Age:	63	Nomination Type:	N/A
Tax File Number:	Provided	Vested Benefits:	657,771
Date Joined Fund:	01/07/2004	Total Death Benefit:	657,771
Service Period Start Date:	01/07/2004	Current Salary:	0
Date Left Fund:		Previous Salary:	0
Member Code:	BEEJOA00002A	Disability Benefit:	0
Account Start Date:	01/07/2004		
Account Phase:	Accumulation Phase		
Account Description:	Accumulation		

Your Balance

Total Benefits	657,771
<u>Preservation Components</u>	
Preserved	192,373
Unrestricted Non Preserved	465,397
Restricted Non Preserved	
<u>Tax Components</u>	
Tax Free	190,570
Taxable	467,201



Your Detailed Account Summary

	This Year	Last Year
Opening balance at 01/07/2021	632,731	524,719
<u>Increases to Member account during the period</u>		
Employer Contributions		
Personal Contributions (Concessional)		
Personal Contributions (Non Concessional)		
Government Co-Contributions		
Other Contributions		
Proceeds of Insurance Policies		
Transfers In		
Net Earnings	72,395	132,924
Internal Transfer In		
<u>Decreases to Member account during the period</u>		
Pensions Paid		
Contributions Tax		
Income Tax	7,775	5,171
No TFN Excess Contributions Tax		
Excess Contributions Tax		
Refund Excess Contributions		
Division 293 Tax		
Insurance Policy Premiums Paid		
Management Fees		
Member Expenses		
Benefits Paid/Transfers Out	39,580	19,741
Superannuation Surcharge Tax		
Internal Transfer Out		
Closing balance at 30/06/2022	657,771	632,731

The Beecham Family Superannuation Fund

Members Statement

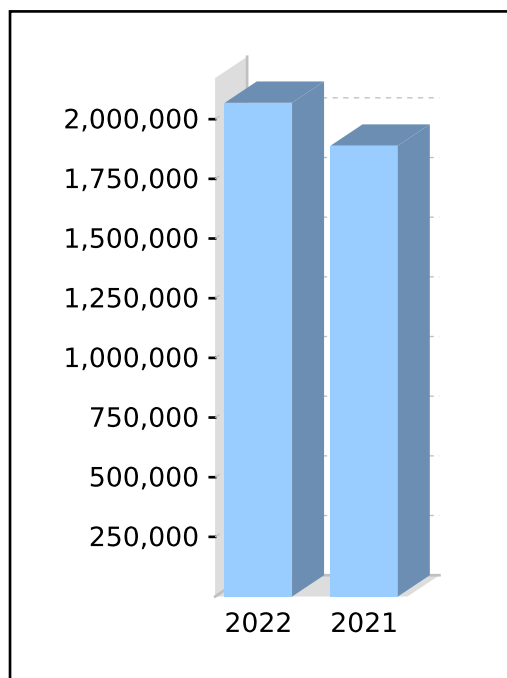
Joanne Valerie Beecham
 Unit 2 114 Dennis Road
 Springwood, Queensland, 4127, Australia

Your Details

Date of Birth :	Provided	Nominated Beneficiaries:	N/A
Age:	63	Nomination Type:	N/A
Tax File Number:	Provided	Vested Benefits:	2,068,651
Date Joined Fund:	01/07/2004	Total Death Benefit:	2,068,651
Service Period Start Date:	01/07/2004	Current Salary:	0
Date Left Fund:		Previous Salary:	0
Member Code:	BEEJOA00003P	Disability Benefit:	0
Account Start Date:	01/07/2018		
Account Phase:	Retirement Phase		
Account Description:	TRIS (Retirement Phase)		

Your Balance

Total Benefits	2,068,651
<u>Preservation Components</u>	
Preserved	
Unrestricted Non Preserved	2,068,651
Restricted Non Preserved	
<u>Tax Components</u>	
Tax Free (29.32%)	606,545
Taxable	1,462,106



Your Detailed Account Summary

	This Year	Last Year
Opening balance at 01/07/2021	1,888,748	1,531,306
<u>Increases to Member account during the period</u>		
Employer Contributions		
Personal Contributions (Concessional)		
Personal Contributions (Non Concessional)		
Government Co-Contributions		
Other Contributions		
Proceeds of Insurance Policies		
Transfers In		
Net Earnings	217,673	388,071
Internal Transfer In		
<u>Decreases to Member account during the period</u>		
Pensions Paid	37,770	30,630
Contributions Tax		
Income Tax		
No TFN Excess Contributions Tax		
Excess Contributions Tax		
Refund Excess Contributions		
Division 293 Tax		
Insurance Policy Premiums Paid		
Management Fees		
Member Expenses		
Benefits Paid/Transfers Out		
Superannuation Surcharge Tax		
Internal Transfer Out		
Closing balance at 30/06/2022	2,068,651	1,888,747

Self-managed superannuation fund annual return **2022**

Who should complete this annual return?

Only self-managed superannuation funds (SMSFs) can complete this annual return. All other funds must complete the *Fund income tax return 2022* (NAT 71287).

- ❗ The *Self-managed superannuation fund annual return instructions 2022* (NAT 71606) (the instructions) can assist you to complete this annual return.
- ⊖ The SMSF annual return cannot be used to notify us of a change in fund membership. You must update fund details via ABR.gov.au or complete the Change of details for superannuation entities form (NAT 3036).

To complete this annual return

- Print clearly, using a BLACK pen only.
- Use BLOCK LETTERS and print one character per box.

S	M	/	T	#		S	T				
---	---	---	---	---	--	---	---	--	--	--	--

- Place in ALL applicable boxes.

➤ Postal address for annual returns:

Australian Taxation Office
GPO Box 9845
[insert the name and postcode
of your capital city]

For example;

Australian Taxation Office
GPO Box 9845
SYDNEY NSW 2001

Section A: Fund information

1 Tax file number (TFN)

- ❗ The ATO is authorised by law to request your TFN. You are not obliged to quote your TFN but not quoting it could increase the chance of delay or error in processing your annual return. See the Privacy note in the Declaration.

➤ To assist processing, write the fund's TFN at the top of pages 3, 5, 7, 9 and 11.

2 Name of self-managed superannuation fund (SMSF)

3 Australian business number (ABN) (if applicable)

4 Current postal address

Suburb/town

State/territory

Postcode

5 Annual return status

- | | | |
|--|-------------|-----|
| Is this an amendment to the SMSF's 2022 return? | A No | Yes |
| Is this the first required return for a newly registered SMSF? | B No | Yes |

Electronic Lodgment Declaration (SMSF)

This declaration is to be completed where the tax return is to be lodged via an approved ATO electronic channel.

It is the responsibility of the taxpayer to retain this declaration for a period of five years after the declaration is made, penalties may apply for failure to do so.

Privacy

The ATO is authorised by the Taxation Administration Act 1953 to request the provision of tax file numbers (TFNs). The ATO will use the TFNs to identify each partner or beneficiary or entity in our records. It is not an offence not to provide the TFNs. However, you cannot lodge your tax return electronically if you do not quote your TFN.

Taxation law authorises the ATO to collect information and disclose it to other government agencies, including personal information about the person authorised to sign the declaration. For information about privacy go to ato.gov.au/privacy

The Australian Business Register

The Commissioner of Taxation, as Registrar of the Australian Business Register, may use the ABN and business details which you provide on this tax return to maintain the integrity of the register.

Please refer to the privacy statement on the Australian Business Register (ABR) website (www.abr.gov.au) for further information - it outlines our commitment to safeguarding your details.

Electronic funds transfer - direct debit

Where you have requested an EFT direct debit some of your details will be provided to your financial institution and the Tax Office's sponsor bank to facilitate the payment of your taxation liability from your nominated account.

Tax File Number	Name of Fund	Year
Provided	The Beecham Family Superannuation Fund	2022

I authorise my tax agent to electronically transmit this tax return via an approved ATO electronic channel.


Important

Before making this declaration please check to ensure that all income has been disclosed and the tax return is true and correct in every detail. If you are in doubt about any aspect of the tax return, place all the facts before the Tax Office. The tax law provides heavy penalties for false or misleading statements on tax returns.

Declaration: I declare that:

- All the information provided to the agent for the preparation of this tax return, including any applicable schedules is true and correct; and
- I authorise the agent to lodge this tax return.

Signature of Partner, Trustee, or Director



Date

09/06/2023

ELECTRONIC FUNDS TRANSFER CONSENT

This declaration is to be completed when an electronic funds transfer (EFT) of a refund is requested and the tax return is being lodged through an approved ATO electronic channel.

This declaration must be signed by the partner, trustee, director or public officer prior to the EFT details being transmitted to the Tax Office. If you elect for an EFT, all details below must be completed.

Important: Care should be taken when completing EFT details as the payment of any refund will be made to the account specified.

Account Name The Beecham Family Superannuation Fund

Account Number 484799 200708860

Client Reference BEE201

I authorise the refund to be deposited directly to the specified account

Signature



Date

09/06/2023

Tax Agent's Declaration

I declare that:

- I have prepared this tax return in accordance with the information supplied by the partner, trustee, director or public officer
- I have received a declaration made by the entity that the information provided to me for the preparation of this tax return is true and correct; and
- I am authorised by the partner, trustee, director or public officer to lodge this tax return, including any applicable schedules.

Agent's signature



Date

12 / 6 / 23

Contact name

Cameron Wilson

Client Reference

BEE201

Agent's Phone Number

07 33609600

Tax Agent Number

70868002

6 SMSF auditor

Auditor's name

Title: Mr Mrs Miss Ms Other

Family name

First given name

Other given names

SMSF Auditor Number

Auditor's phone number

Postal address

Suburb/town

State/territory

Postcode

Date audit was completed **A** Day / Month / Year

Was Part A of the audit report qualified? **B** No Yes

Was Part B of the audit report qualified? **C** No Yes

If Part B of the audit report was qualified,
have the reported issues been rectified? **D** No Yes

7 Electronic funds transfer (EFT)

We need your self-managed super fund's financial institution details to pay any super payments and tax refunds owing to you.

A Fund's financial institution account details

This account is used for super contributions and rollovers. Do not provide a tax agent account here.

Fund BSB number

Fund account number

Fund account name

I would like my tax refunds made to this account. **Go to C.**

B Financial institution account details for tax refunds

This account is used for tax refunds. You can provide a tax agent account here.

BSB number

Account number

Account name

C Electronic service address alias

Provide the electronic service address alias (ESA) issued by your SMSF messaging provider.
(For example, SMSFdataESAAlias). See instructions for more information.

8 Status of SMSF Australian superannuation fund **A** No Yes Fund benefit structure **B** Code
 Does the fund trust deed allow acceptance of the Government's Super Co-contribution and Low Income Super Amounts? **C** No Yes

9 Was the fund wound up during the income year?
 No Yes **▶** If yes, provide the date on which the fund was wound up Day / Month / Year **▶** Have all tax lodgment and payment obligations been met? No Yes

10 Exempt current pension income

Did the fund pay retirement phase superannuation income stream benefits to one or more members in the income year?

⊖ To claim a tax exemption for current pension income, you must pay at least the minimum benefit payment under the law. Record exempt current pension income at Label **A**.

No **▶** Go to Section B: Income.

Yes **▶** Exempt current pension income amount **A** \$

Which method did you use to calculate your exempt current pension income?

Segregated assets method **B**

Unsegregated assets method **C** **▶** Was an actuarial certificate obtained? **D** Yes

Did the fund have any other income that was assessable?

E **Yes** **▶** Go to Section B: Income.

No **▶** Choosing 'No' means that you do not have any assessable income, including no-TFN quoted contributions. Go to Section C: Deductions and non-deductible expenses. (Do **not** complete Section B: Income.)

⊖ If you are entitled to claim any tax offsets, you can list these at Section D: Income tax calculation statement.

Section B: Income

Do not complete this section if all superannuation interests in the SMSF were supporting superannuation income streams in the retirement phase for the **entire year**, there was **no** other income that was assessable, and you **have not** realised a deferred notional gain. If you are entitled to claim any tax offsets, you can record these at Section D: Income tax calculation statement.

11 Income

Did you have a capital gains tax (CGT) event during the year?

G No Yes

If the total capital loss or total capital gain is greater than \$10,000 or you elected to use the transitional CGT relief in 2017 and the deferred notional gain has been realised, complete and attach a *Capital gains tax (CGT) schedule 2022*.

Have you applied an exemption or rollover?

M No Yes

Code

Net capital gain **A** \$

Gross rent and other leasing and hiring income **B** \$

Gross interest **C** \$

Forestry managed investment scheme income **X** \$

Gross foreign income		Loss
D1 \$	Net foreign income	D \$

Australian franking credits from a New Zealand company **E** \$

Number

Transfers from foreign funds **F** \$

Gross payments where ABN not quoted **H** \$

Loss

Calculation of assessable contributions

Assessable employer contributions

R1 \$

plus Assessable personal contributions

R2 \$

plus **No-TFN-quoted contributions

R3 \$

(an amount must be included even if it is zero)

less Transfer of liability to life insurance company or PST

R6 \$

Gross distribution from partnerships **I** \$

*Unfranked dividend amount **J** \$

*Franked dividend amount **K** \$

*Dividend franking credit **L** \$

*Gross trust distributions **M** \$

Code

Assessable contributions
(**R1** plus **R2** plus **R3** less **R6**) **R** \$

Calculation of non-arm's length income

*Net non-arm's length private company dividends

U1 \$

plus *Net non-arm's length trust distributions

U2 \$

plus *Net other non-arm's length income

U3 \$

*Other income **S** \$

*Assessable income due to changed tax status of fund **T** \$

Net non-arm's length income
(subject to 45% tax rate)
(**U1** plus **U2** plus **U3**) **U** \$

Code

#This is a mandatory label.

*If an amount is entered at this label, check the instructions to ensure the correct tax treatment has been applied.

GROSS INCOME **W** \$
(Sum of labels **A** to **U**)

Loss

Exempt current pension income **Y** \$

TOTAL ASSESSABLE INCOME (**W** less **Y**) **V** \$

Loss

Section C: Deductions and non-deductible expenses

12 Deductions and non-deductible expenses

- Under 'Deductions' list all expenses and allowances you are entitled to claim a deduction for. Under 'Non-deductible expenses', list all other expenses or normally allowable deductions that you cannot claim as a deduction (for example, all expenses related to exempt current pension income should be recorded in the 'Non-deductible expenses' column).

	DEDUCTIONS		NON-DEDUCTIBLE EXPENSES
Interest expenses within Australia	A1 \$		A2 \$
Interest expenses overseas	B1 \$		B2 \$
Capital works expenditure	D1 \$		D2 \$
Decline in value of depreciating assets	E1 \$		E2 \$
Insurance premiums – members	F1 \$		F2 \$
SMSF auditor fee	H1 \$		H2 \$
Investment expenses	I1 \$		I2 \$
Management and administration expenses	J1 \$		J2 \$
Forestry managed investment scheme expense	U1 \$		U2 \$
Other amounts	L1 \$	Code	L2 \$
Tax losses deducted	M1 \$		

TOTAL DEDUCTIONS
N \$
(Total **A1** to **M1**)

TOTAL NON-DEDUCTIBLE EXPENSES
Y \$
(Total **A2** to **L2**)

#TAXABLE INCOME OR LOSS Loss
O \$
(**TOTAL ASSESSABLE INCOME** less
TOTAL DEDUCTIONS)

TOTAL SMSF EXPENSES
Z \$
(**N** plus **Y**)

#This is a mandatory label.

Section D: Income tax calculation statement

#Important:

Section B label **R3**, Section C label **O** and Section D labels **A, T1, J, T5** and **I** are mandatory. If you leave these labels blank, you will have specified a zero amount.

13 Calculation statement

Please refer to the *Self-managed superannuation fund annual return instructions 2022* on how to complete the calculation statement.

#Taxable income	A \$	<i>(an amount must be included even if it is zero)</i>
#Tax on taxable income	T1 \$	<i>(an amount must be included even if it is zero)</i>
#Tax on no-TFN-quoted contributions	J \$	<i>(an amount must be included even if it is zero)</i>

Gross tax **B \$**
(T1 plus J)

Foreign income tax offset	C1 \$	
Rebates and tax offsets	C2 \$	Non-refundable non-carry forward tax offsets
		C \$
		<i>(C1 plus C2)</i>

SUBTOTAL 1
T2 \$
(B less C – cannot be less than zero)

Early stage venture capital limited partnership tax offset	D1 \$	
Early stage venture capital limited partnership tax offset carried forward from previous year	D2 \$	Non-refundable carry forward tax offsets
Early stage investor tax offset	D3 \$	D \$
Early stage investor tax offset carried forward from previous year	D4 \$	<i>(D1 plus D2 plus D3 plus D4)</i>

SUBTOTAL 2
T3 \$
(T2 less D – cannot be less than zero)

Complying fund's franking credits tax offset	E1 \$	
No-TFN tax offset	E2 \$	
National rental affordability scheme tax offset	E3 \$	Refundable tax offsets
Exploration credit tax offset	E4 \$	E \$
		<i>(E1 plus E2 plus E3 plus E4)</i>

#TAX PAYABLE	T5 \$	<i>(T3 less E – cannot be less than zero)</i>
--------------	--------------	---

Section 102AAM interest charge
G \$

Credit for interest on early payments – amount of interest	
H1 \$	
Credit for tax withheld – foreign resident withholding (excluding capital gains)	
H2 \$	
Credit for tax withheld – where ABN or TFN not quoted (non-individual)	
H3 \$	
Credit for TFN amounts withheld from payments from closely held trusts	
H5 \$	
Credit for interest on no-TFN tax offset	
H6 \$	
Credit for foreign resident capital gains withholding amounts	
H8 \$	
	Eligible credits
	H \$
	<i>(H1 plus H2 plus H3 plus H5 plus H6 plus H8)</i>

#Tax offset refunds (Remainder of refundable tax offsets)	I \$	<i>(unused amount from label E – an amount must be included even if it is zero)</i>
---	-------------	---

PAYG instalments raised
K \$
Supervisory levy
L \$
Supervisory levy adjustment for wound up funds
M \$
Supervisory levy adjustment for new funds
N \$

AMOUNT DUE OR REFUNDABLE A positive amount at S is what you owe, while a negative amount is refundable to you.	S \$	<i>(T5 plus G less H less I less K plus L less M plus N)</i>
---	-------------	--

#This is a mandatory label.

Section E: Losses

14 Losses

! If total loss is greater than \$100,000, complete and attach a *Losses schedule 2022*.

Tax losses carried forward to later income years **U \$**
 Net capital losses carried forward to later income years **V \$**

Section F: Member information

MEMBER 1

Title: Mr Mrs Miss Ms Other

Family name

First given name

Other given names

Member's TFN

See the Privacy note in the Declaration.

Day Month Year

Date of birth

Contributions

OPENING ACCOUNT BALANCE \$

I Refer to instructions for completing these labels.

A \$ Employer contributions

ABN of principal employer

A1

Personal contributions

B \$

CGT small business retirement exemption

C \$

CGT small business 15-year exemption amount

D \$

Personal injury election

E \$

Spouse and child contributions

F \$

Other third party contributions

G \$

H \$ Proceeds from primary residence disposal

H1 Receipt date / /

I \$ Assessable foreign superannuation fund amount

J \$ Non-assessable foreign superannuation fund amount

K \$ Transfer from reserve: assessable amount

L \$ Transfer from reserve: non-assessable amount

M \$ Contributions from non-complying funds and previously non-complying funds

T \$ Any other contributions (including Super Co-contributions and Low Income Super Amounts)

M \$

TOTAL CONTRIBUTIONS N \$

(Sum of labels **A** to **M**)

Other transactions

S1 \$ Accumulation phase account balance

S2 \$

Retirement phase account balance - Non CDBIS

S3 \$

Retirement phase account balance - CDBIS

S3 \$

TRIS Count

CLOSING ACCOUNT BALANCE S \$

(**S1** plus **S2** plus **S3**)

O \$ Allocated earnings or losses

P \$ Inward rollovers and transfers

Q \$ Outward rollovers and transfers

R1 \$ Lump Sum payments

R2 \$ Income stream payments

Accumulation phase value **X1 \$**

Retirement phase value **X2 \$**

Outstanding limited recourse borrowing arrangement amount **Y \$**

MEMBER 2

Title: Mr Mrs Miss Ms Other

Family name

First given name

Other given names

Member's TFN

See the Privacy note in the Declaration.

Date of birth Day Month Year

Contributions OPENING ACCOUNT BALANCE \$

! Refer to instructions for completing these labels.

- A \$** Employer contributions
- ABN of principal employer
- A1** Personal contributions
- B \$** CGT small business retirement exemption
- C \$** CGT small business 15-year exemption amount
- D \$** Personal injury election
- E \$** Spouse and child contributions
- F \$** Other third party contributions
- G \$**

- H \$** Proceeds from primary residence disposal
- H1** Receipt date Day / Month / Year
- I \$** Assessable foreign superannuation fund amount
- J \$** Non-assessable foreign superannuation fund amount
- K \$** Transfer from reserve: assessable amount
- L \$** Transfer from reserve: non-assessable amount
- M \$** Contributions from non-complying funds and previously non-complying funds
- T \$** Any other contributions (including Super Co-contributions and Low Income Super Amounts)

TOTAL CONTRIBUTIONS N \$ (Sum of labels **A** to **M**)

Other transactions

- S1 \$** Accumulation phase account balance
- S2 \$** Retirement phase account balance - Non CDBIS
- S3 \$** Retirement phase account balance - CDBIS

- O \$** Allocated earnings or losses Loss
- P \$** Inward rollovers and transfers
- Q \$** Outward rollovers and transfers
- R1 \$** Lump Sum payments Code
- R2 \$** Income stream payments Code

TRIS Count **CLOSING ACCOUNT BALANCE S \$** (**S1** plus **S2** plus **S3**)

Accumulation phase value **X1 \$**
 Retirement phase value **X2 \$**
 Outstanding limited recourse borrowing arrangement amount **Y \$**

Section H: Assets and liabilities

15 ASSETS

15a Australian managed investments

Listed trusts **A \$**

Unlisted trusts **B \$**

Insurance policy **C \$**

Other managed investments **D \$**

15b Australian direct investments

Cash and term deposits **E \$**

Limited recourse borrowing arrangements	Debt securities F \$
Australian residential real property	Loans G \$
J1 \$	Listed shares H \$
Australian non-residential real property	Unlisted shares I \$
J2 \$	Limited recourse borrowing arrangements J \$
Overseas real property	Non-residential real property K \$
J3 \$	Residential real property L \$
Australian shares	Collectables and personal use assets M \$
J4 \$	Other assets O \$
Overseas shares	
J5 \$	
Other	
J6 \$	
Property count	
J7	

15c Other investments

Crypto-Currency **N \$**

15d Overseas direct investments

Overseas shares **P \$**

Overseas non-residential real property **Q \$**

Overseas residential real property **R \$**

Overseas managed investments **S \$**

Other overseas assets **T \$**

TOTAL AUSTRALIAN AND OVERSEAS ASSETS U \$ (Sum of labels A to T)

15e In-house assets

Did the fund have a loan to, lease to or investment in, related parties (known as in-house assets) at the end of the income year?

A No Yes **B** \$

15f Limited recourse borrowing arrangements

If the fund had an LRBA were the LRBA borrowings from a licensed financial institution? **A** No Yes

Did the members or related parties of the fund use personal guarantees or other security for the LRBA? **B** No Yes

16 LIABILITIES

Borrowings for limited recourse borrowing arrangements V1 \$	
Permissible temporary borrowings V2 \$	
Other borrowings V3 \$	
	Borrowings V \$
Total member closing account balances (total of all CLOSING ACCOUNT BALANCES from Sections F and G)	W \$
	Reserve accounts X \$
	Other liabilities Y \$
	TOTAL LIABILITIES Z \$

Section I: Taxation of financial arrangements

17 Taxation of financial arrangements (TOFA)

Total TOFA gains **H** \$

Total TOFA losses **I** \$

Section J: Other information

Family trust election status

If the trust or fund has made, or is making, a family trust election, write the four-digit **income year specified** of the election (for example, for the 2021–22 income year, write **2022**). **A**

If revoking or varying a family trust election, print **R** for revoke or print **V** for variation, and complete and attach the *Family trust election, revocation or variation 2022*. **B**

Interposed entity election status

If the trust or fund has an existing election, write the earliest income year specified. If the trust or fund is making one or more elections this year, write the earliest income year being specified and complete an *Interposed entity election or revocation 2022* for each election. **C**

If revoking an interposed entity election, print **R**, and complete and attach the *Interposed entity election or revocation 2022*. **D**

Section K: Declarations

Penalties may be imposed for false or misleading information in addition to penalties relating to any tax shortfalls.

Important

Before making this declaration check to ensure that all income has been disclosed and the annual return, all attached schedules and any additional documents are true and correct in every detail. If you leave labels blank, you will have specified a zero amount or the label was not applicable to you. If you are in doubt about any aspect of the annual return, place all the facts before the ATO.

Privacy

The ATO is authorised by the *Taxation Administration Act 1953* to request the provision of tax file numbers (TFNs). We will use the TFN to identify the entity in our records. It is not an offence not to provide the TFN. However if you do not provide the TFN, the processing of this form may be delayed.

Taxation law authorises the ATO to collect information and disclose it to other government agencies. For information about your privacy go to ato.gov.au/privacy

TRUSTEE'S OR DIRECTOR'S DECLARATION:

I declare that, the current trustees and directors have authorised this annual return and it is documented as such in the SMSF's records. I have received a copy of the audit report and are aware of any matters raised therein. The information on this annual return, including any attached schedules and additional documentation is true and correct.

Authorised trustee's, director's or public officer's signature

Date Day Month Year
09 / 06 / 2023

Preferred trustee or director contact details:

Title: Mr Mrs Miss Ms Other

Family name
Beecham

First given name Other given names
Joanne Valerie

Phone number 0733609600

Email address

Non-individual trustee name (if applicable)

ABN of non-individual trustee

Time taken to prepare and complete this annual return Hrs

The Commissioner of Taxation, as Registrar of the Australian Business Register, may use the ABN and business details which you provide on this annual return to maintain the integrity of the register. For further information, refer to the instructions.

TAX AGENT'S DECLARATION:

I declare that the *Self-managed superannuation fund annual return 2022* has been prepared in accordance with information provided by the trustees, that the trustees have given me a declaration stating that the information provided to me is true and correct, and that the trustees have authorised me to lodge this annual return.

Tax agent's signature

Date Day Month Year
12 / 6 / 23

Tax agent's contact details

Title: Mr Mrs Miss Ms Other

Family name
Wilson

First given name Other given names
Cameron

Tax agent's practice
Hw One Pty Ltd

Tax agent's phone number
07 33609600

Reference number
BEE201

Tax agent number
70868002