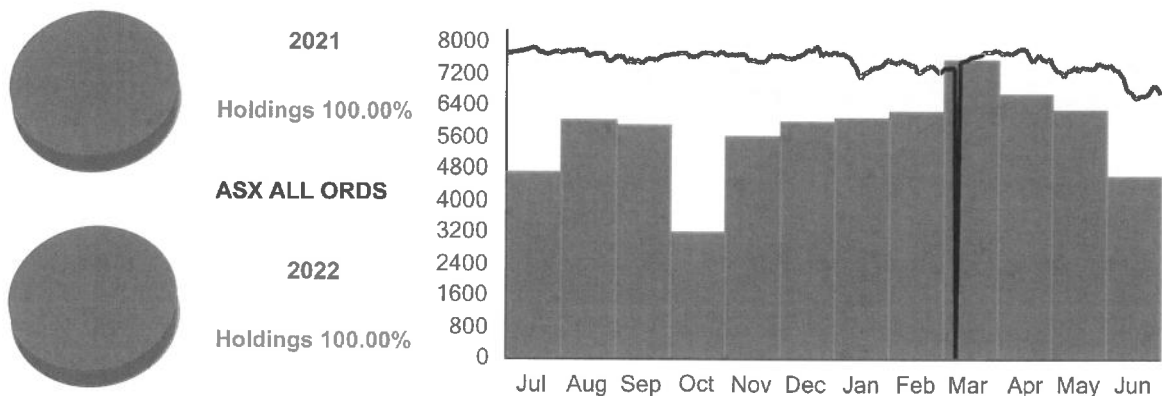




Financial Year Summary

01 Jul 2021 - 30 Jun 2022

Summary Information A/C 213424		+/-
Holdings valuation at start of period		\$356,252.14
Holdings valuation at end of period	(\$23,201.94)	\$333,050.20
Portfolio at start of period		\$356,252.14
Portfolio at end of period	(\$23,201.94)	\$333,050.20
Total portfolio value		\$333,050.20
Total brokerage		\$2,042.32
Information service fees		\$948.00
Estimated dividends and distributions		\$0.00
Estimated franking credits		\$0.00



While every effort has been made to provide you with an accurate statement, we give no warranty of accuracy or reliability and take no responsibility for any errors or omissions including negligence by any officers, employees or agents. We encourage you to confirm the information, holdings and valuations contained herein. Information contained in the report may only relate to the period since you commenced our service.

Copyright © 2022 Third Party Platform Pty Limited. All rights reserved.

Macquarie Online Trading is a service provided by Third Party Platform Pty Ltd (TPP) (ABN 74 121 227 905 AFSL No. 314341), at the request of Macquarie Bank Limited (ABN 40 006 663 542 AFSL 207602) ("MBL"). TPP is a Participant of the ASX Group. Neither TPP nor MBL are representatives of each other. Some of the fees paid to TPP for the provision of its services will be remitted to MBL. TPP and MBL do not provide personal financial advice in relation to Macquarie Online Trading. You should consider your own financial situation, particular needs and investment objectives before acting on any of the information available on this report.

Holdings valuation

01 Jul 2021 - 30 Jun 2022

Holdings valuation at 1 Jul 2021

\$356,252.14

Equities

ASX code	Description	Quantity	Cost Price	Price	Value
APT	AFTERPAY FPO	1,080	\$92.43	\$118.170	\$127,623.60
CZL	CONS ZINC FPO	214,666	\$0.01	\$0.037	\$7,942.64
GLL	GAL ENERGY FPO	134,000	\$0.76	\$0.545	\$73,030.00
GSN	GREATSOUTH FPO	172,569	\$0.13	\$0.042	\$7,247.90
NUH	NUHEARA FPO	2,202,000	\$0.04	\$0.044	\$96,888.00
RNU	RENASCOR FPO	640,000	\$0.08	\$0.068	\$43,520.00
		Sub total			\$356,252.14

Holdings valuation at 30 Jun 2022

\$333,050.20

Equities

ASX code	Description	Quantity	Cost Price	Price	Value
AGE	ALLIGATOR FPO	2,650,000	\$0.07	\$0.049	\$129,850.00
AZY	ANTIPA MIN FPO	3,000,000	\$0.06	\$0.032	\$96,000.00
CZL	CONS ZINC FPO	214,666	\$0.01	\$0.017	\$3,649.32
HNR	HANNANS FPO	2,600,000	\$0.06	\$0.021	\$54,600.00
WES	WESFARMER FPO	1,168	\$48.14	\$41.910	\$48,950.88
		Sub total			\$333,050.20

Holdings valuation (continued)

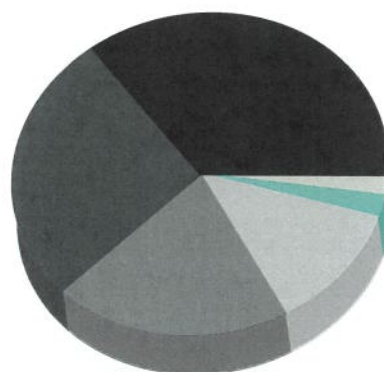
01 Jul 2021 - 30 Jun 2022

Holdings valuation at 1 Jul 2021

\$356,252.14

Holdings composition 1 Jul 2021

APT 35.82%	GLL 20.50%	CZL 2.23%
NUH 27.20%	RNU 12.22%	GSN 2.03%




Holdings valuation at 30 Jun 2022

\$333,050.20

Holdings composition 30 Jun 2022

AGE 38.99%	HNR 16.39%	CZL 1.10%
AZY 28.82%	WES 14.70%	



While every effort has been made to provide you with an accurate statement, we give no warranty of accuracy or reliability and take no responsibility for any errors or omissions including negligence by any officers, employees or agents. We encourage you to confirm the information, holdings and valuations contained herein. Information contained in the report may only relate to the period when you commenced our service.
Copyright © 2022 Third Party Platform Pty Limited. All rights reserved.

Macquarie Online Trading is a service provided by Third Party Platform Pty Ltd ("TPP", ABN 74 121 227 905 AFSL No. 314341), at the request of Macquarie Bank Limited ABN 46 008 583 042 AFSL 207602 ("MBL"). TPP is a Participant of the ASX Group. Neither TPP nor MBL are representatives of each other. Some of the fees payable to TPP for the provision of its services will be remitted to MBL. TPP and MBL do not provide personal financial advice in relation to Macquarie Online Trading. You should consider your own financial situation, particular needs and investment objectives before acting on any of the information available in this report.

Transaction summary

01 Jul 2021 - 30 Jun 2022

Equities

AGE ALLIGATOR ENERGY ORDINARY

Date	Type	Action	Quantity	Unit price	Trade value	Brokerage	Other fees	GST	Total value
17/01/2022	Buy	B21730252	906,527	\$0.0680	\$61,643.71	\$67.25	\$0.00	\$6.73	\$61,717.69
18/01/2022	Buy	B21735006	570,383	\$0.0680	\$38,785.93	\$42.32	\$0.00	\$4.23	\$38,832.48
19/01/2022	Buy	B21735182	623,090	\$0.0680	\$42,370.10	\$46.22	\$0.00	\$4.62	\$42,420.94
10/05/2022	Buy	B22128665	550,000	\$0.0660	\$36,299.98	\$39.60	\$0.00	\$3.96	\$36,343.54
Sub total			2,650,000						

AGY ARGOSY MINERALS LTD ORDINARY

Date	Type	Action	Quantity	Unit price	Trade value	Brokerage	Other fees	GST	Total value
12/08/2021	Buy	B21210658	600,000	\$0.1700	\$102,000.00	\$111.28	\$0.00	\$11.13	\$102,122.41
26/10/2021	Sell	S21472005	(600,000)	\$0.3000	(\$180,000.00)	\$196.38	\$0.00	\$19.64	(\$179,783.98)
Sub total			0						

APT AFTERPAY LIMITED ORDINARY

Date	Type	Action	Quantity	Unit price	Trade value	Brokerage	Other fees	GST	Total value
24/05/2021	Buy	B20964650	1,080	\$92.3200	\$99,705.60	\$108.78	\$0.00	\$10.88	\$99,825.26
03/08/2021	Sell	S21178294	(1,080)	\$129.0000	(\$139,320.00)	\$152.00	\$0.00	\$15.20	(\$139,152.80)
Sub total			0						

AZY ANTIPA MINERALS LTD ORDINARY

Date	Type	Action	Quantity	Unit price	Trade value	Brokerage	Other fees	GST	Total value
17/11/2021	Buy	B21554083	3,000,000	\$0.0600	\$180,000.00	\$196.38	\$0.00	\$19.64	\$180,216.02

Some information has been manually provided above in an advisory manner. We do not take any responsibility for any errors or omissions, including negligence, in the above information. The accuracy of the information is not guaranteed. The information is provided for informational purposes only and should not be used for any other purpose.

Third Party Platform Pty Ltd is a participant of the ASX Limited Group. The information is provided for informational purposes only and should not be used for any other purpose. The information is provided for informational purposes only and should not be used for any other purpose.

Transaction summary (continued)

01 Jul 2021 - 30 Jun 2022

Sub total 3,000,000

CST CASTILE RESOURCES ORDINARY

Date	Type	Action	Quantity	Unit price	Trade value	Brokerage	Other fees	GST	Total value
01/11/2021	Buy	B21489174	175,000	\$0.2600	\$45,500.00	\$49.64	\$0.00	\$4.96	\$45,554.60
05/05/2022	Sell	S22115248	(175,000)	\$0.2100	(\$36,750.00)	\$40.09	\$0.00	\$4.01	(\$36,705.90)

Sub total 0

GLL GALILEE ENERGY LTD ORDINARY

Date	Type	Action	Quantity	Unit price	Trade value	Brokerage	Other fees	GST	Total value
29/08/2019	Buy	B4532137	30,800	\$1.1400	\$35,112.00	\$38.30	\$0.00	\$3.83	\$35,154.13
09/09/2019	Sell	S4554826	(30,800)	\$1.1600	(\$35,728.00)	\$38.97	\$0.00	\$3.90	(\$35,685.13)
12/10/2020	Buy	B20265271	70,000	\$0.7150	\$50,049.98	\$54.60	\$0.00	\$5.46	\$50,110.04
11/02/2021	Sell	S20641572	(70,000)	\$0.7500	(\$52,500.00)	\$57.27	\$0.00	\$5.73	(\$52,437.00)
25/03/2021	Buy	B20788103	80,000	\$0.7800	\$62,400.00	\$68.08	\$0.00	\$6.81	\$62,474.89
26/05/2021	Buy	B20974652	11,500	\$0.7400	\$8,510.00	\$18.14	\$0.00	\$1.81	\$8,529.95
27/05/2021	Buy	B20977363	42,500	\$0.7400	\$31,450.00	\$25.46	\$0.00	\$2.55	\$31,478.01
19/01/2022	Sell	S21736339	(134,000)	\$0.4200	(\$56,280.00)	\$61.40	\$0.00	\$6.14	(\$56,212.46)

Sub total 0

GSN GREAT SOUTHERN ORDINARY

Date	Type	Action	Quantity	Unit price	Trade value	Brokerage	Other fees	GST	Total value
21/09/2020	Buy	B20206176	308,000	\$0.1300	\$40,040.00	\$43.68	\$0.00	\$4.37	\$40,088.05
15/06/2021	Sell	S21027806	(135,431)	\$0.0490	(\$6,636.11)	\$18.14	\$0.00	\$1.81	(\$6,616.16)

While every effort has been made to provide you with an accurate statement, we give no warranty of accuracy or reliability and take no responsibility for any errors or omissions including negligence by any officers, employees or agents. We encourage you to confirm the information, holdings and valuations contained herein. Information contained in the report may only relate to the period since you commenced our service.

Copyright © 2022 Third Party Platform Pty Limited. All rights reserved.

Macquarie Online Trading is a service provided by Third Party Platform Pty Ltd (TPP) ABN 74 121 227 905 (AFSL No. 314341), at the request of Macquarie Bank Limited ABN 48 008 553 542 (AFSL 231502). TPP is a Participant of the ASX Group. Neither TPP nor MBL are representatives of each other. Some of the fees paid to TPP for the provision of its services will be remitted to MBL. TPP and MBL do not provide personal financial advice in relation to Macquarie Online Trading. You should consider your own financial situation, particular needs and investment objectives before acting on any of the information available in this report.

Transaction summary (continued)

01 Jul 2021 - 30 Jun 2022

02/07/2021	Sell	S21081764	(172,569)	\$0.0490	(\$8,455.87)	\$0.00	\$0.00	\$0.00	(\$8,455.87)
------------	------	-----------	-----------	----------	--------------	--------	--------	--------	--------------

Sub total	0
------------------	----------

HNR HANNANS LTD ORDINARY

Date	Type	Action	Quantity	Unit price	Trade value	Brokerage	Other fees	GST	Total value
17/01/2022	Buy	B21730259	200,000	\$0.0550	\$11,000.00	\$18.14	\$0.00	\$1.81	\$11,019.95
18/01/2022	Buy	B21731311	2,400,000	\$0.0550	\$131,999.99	\$137.87	\$0.00	\$13.79	\$132,151.65

Sub total	2,600,000
------------------	------------------

NST NORTHERN STAR ORDINARY

Date	Type	Action	Quantity	Unit price	Trade value	Brokerage	Other fees	GST	Total value
06/08/2021	Buy	B21189652	9,900	\$10.1400	\$100,386.00	\$109.52	\$0.00	\$10.95	\$100,506.47
11/08/2021	Sell	S21206973	(9,900)	\$9.2400	(\$91,476.00)	\$99.80	\$0.00	\$9.98	(\$91,366.22)

Sub total	0
------------------	----------

NUH NUHEARA LIMITED ORDINARY

Date	Type	Action	Quantity	Unit price	Trade value	Brokerage	Other fees	GST	Total value
17/07/2020	Buy	B5420692	612,000	\$0.0360	\$22,031.98	\$24.04	\$0.00	\$2.40	\$22,058.42
25/01/2021	Buy	B20576166	638,000	\$0.0490	\$31,261.99	\$34.10	\$0.00	\$3.41	\$31,299.50
25/05/2021	Buy	B20970812	845,017	\$0.0410	\$34,645.68	\$37.80	\$0.00	\$3.78	\$34,687.26
26/05/2021	Buy	B20971912	106,983	\$0.0410	\$4,386.30	\$4.78	\$0.00	\$0.48	\$4,391.56
28/10/2021	Sell	S21484120	(1,855,625)	\$0.0210	(\$38,968.10)	\$42.51	\$0.00	\$4.25	(\$38,921.34)
29/10/2021	Sell	S21486272	(346,375)	\$0.0210	(\$7,273.87)	\$7.95	\$0.00	\$0.79	(\$7,265.13)

Sub total	0
------------------	----------

This document is for information only and does not constitute an offer or recommendation to buy or sell any financial product. It is not intended to be relied upon as a basis for investment decisions. The information contained herein is not to be construed as an offer or recommendation to buy or sell any financial product. The information contained herein is not to be construed as an offer or recommendation to buy or sell any financial product.

This document is for information only and does not constitute an offer or recommendation to buy or sell any financial product. It is not intended to be relied upon as a basis for investment decisions. The information contained herein is not to be construed as an offer or recommendation to buy or sell any financial product. The information contained herein is not to be construed as an offer or recommendation to buy or sell any financial product.

Transaction summary (continued)

01 Jul 2021 - 30 Jun 2022

RNU		RENASCOR RES LTD ORDINARY							
Date	Type	Action	Quantity	Unit price	Trade value	Brokerage	Other fees	GST	Total value
05/05/2021	Buy	B20906919	640,000	\$0.0780	\$49,919.99	\$54.46	\$0.00	\$5.45	\$49,979.90
08/07/2021	Buy	B21097765	225,000	\$0.0680	\$15,300.00	\$18.14	\$0.00	\$1.81	\$15,319.95
23/07/2021	Buy	B21143987	145,000	\$0.0700	\$10,150.00	\$18.14	\$0.00	\$1.81	\$10,169.95
17/08/2021	Buy	B21225062	275,000	\$0.0970	\$26,675.00	\$29.10	\$0.00	\$2.91	\$26,707.01
10/01/2022	Sell	S21706657	(568,500)	\$0.2000	(\$113,700.00)	\$124.05	\$0.00	\$12.41	(\$113,563.54)
14/01/2022	Sell	S21722160	(716,500)	\$0.2400	(\$171,960.00)	\$187.61	\$0.00	\$18.76	(\$171,753.63)
Sub total			0						

WES		WESFARMERS LIMITED ORDINARY							
Date	Type	Action	Quantity	Unit price	Trade value	Brokerage	Other fees	GST	Total value
25/02/2022	Buy	B21877822	1,168	\$48.0800	\$56,157.44	\$61.27	\$0.00	\$6.13	\$56,224.84
Sub total			1,168						

While every effort has been made to provide you with an accurate statement, we give no warranty of accuracy or reliability and take no responsibility for any errors or omissions including negligence by any officers, employees or agents. We encourage you to confirm the information, holdings and valuations contained herein. Information contained in the report may only relate to the period since you commenced our service.
Copyright © 2022 Third Party Platform Pty Limited. All rights reserved.

Macquarie Online Trading is a service provided by Third Party Platform Pty Ltd (TPP) (ABN 74 121 227 905 AFSL No 314341) in the regular of Macquarie Bank Limited (ABN 46 008 563 640 AFSL 227502) (MBL). TPP is a Participant of the ASX Group. Neither TPP nor MBL are representatives of each other. Some of the fees paid to TPP for the provision of its services will be remitted to MBL. TPP and MBL do not provide personal financial advice in relation to Macquarie Online Trading. You should consider your own financial situation, personal needs and investment objectives before acting on any of the information available in this report.

Brokerage & information services

01 Jul 2021 - 30 Jun 2022

July 2021	Amount	GST	Total
Brokerage and trail fees	\$36.28	\$3.62	\$39.90
Information services	\$71.82	\$7.18	\$79.00
	\$108.10	\$10.80	\$118.90

August 2021	Amount	GST	Total
Brokerage and trail fees	\$501.70	\$50.17	\$551.87
Information services	\$0.00	\$0.00	\$0.00
	\$501.70	\$50.17	\$551.87

September 2021	Amount	GST	Total
Brokerage and trail fees	\$0.00	\$0.00	\$0.00
Information services	\$143.64	\$14.36	\$158.00
	\$143.64	\$14.36	\$158.00

October 2021	Amount	GST	Total
Brokerage and trail fees	\$246.84	\$24.68	\$271.52
Information services	\$71.82	\$7.18	\$79.00
	\$318.66	\$31.86	\$350.52

Some costs of the fund are borne by the fund itself and are not reflected in the above figures. The fund manager is responsible for ensuring that the fund is able to meet its obligations to investors. The fund manager is also responsible for ensuring that the fund is able to meet its obligations to investors. The fund manager is also responsible for ensuring that the fund is able to meet its obligations to investors.

The fund manager is responsible for ensuring that the fund is able to meet its obligations to investors. The fund manager is also responsible for ensuring that the fund is able to meet its obligations to investors. The fund manager is also responsible for ensuring that the fund is able to meet its obligations to investors.

Brokerage & information services (continued)

01 Jul 2021 - 30 Jun 2022

November 2021	Amount	GST	Total
Brokerage and trail fees	\$246.02	\$24.60	\$270.62
Information services	\$71.82	\$7.18	\$79.00
	\$317.84	\$31.78	\$349.62

December 2021	Amount	GST	Total
Brokerage and trail fees	\$0.00	\$0.00	\$0.00
Information services	\$71.82	\$7.18	\$79.00
	\$71.82	\$7.18	\$79.00

January 2022	Amount	GST	Total
Brokerage and trail fees	\$684.86	\$68.49	\$753.35
Information services	\$71.82	\$7.18	\$79.00
	\$756.68	\$75.67	\$832.35

February 2022	Amount	GST	Total
Brokerage and trail fees	\$61.27	\$6.13	\$67.40
Information services	\$71.82	\$7.18	\$79.00
	\$133.09	\$13.31	\$146.40

April 2022	Amount	GST	Total
Brokerage and trail fees	\$0.00	\$0.00	\$0.00
Information services	\$71.82	\$7.18	\$79.00
	\$71.82	\$7.18	\$79.00

While every effort has been made to provide you with an accurate statement, we give no warranty of accuracy or reliability and take no responsibility for any errors or omissions including negligence by any officers, employees or agents. We encourage you to confirm the information, holdings and valuations contained herein. Information contained in the report may only relate to the period since you commenced our service.

Copyright © 2022 Third Party Platform Pty Limited. All rights reserved.

Macquarie Online Trading is a service provided by Third Party Platform Pty Ltd (TPP) (ABN 74 121 227 905 AFSL No. 314341), at the request of Macquarie Bank Limited (ABN 46 008 563 542 AFSL 207502). TPP is a Participant of the ASX Group. Neither TPP nor MBL are representatives of each other. Some of the fees paid to TPP for the provision of its services will be remitted to MBL. TPP and MBL do not provide personal financial advice in relation to Macquarie Online Trading. You should consider your own financial situation, personal needs and investment objectives before acting on any of the information available on this report.

Brokerage & information services (continued)

01 Jul 2021 - 30 Jun 2022

May 2022	Amount	GST	Total
Brokerage and trail fees	\$79.69	\$7.97	\$87.66
Information services	\$143.64	\$14.36	\$158.00
	\$223.33	\$22.33	\$245.66

June 2022	Amount	GST	Total
Brokerage and trail fees	\$0.00	\$0.00	\$0.00
Information services	\$71.82	\$7.18	\$79.00
	\$71.82	\$7.18	\$79.00

Brokerage total	\$1,856.66	\$185.66	\$2,042.32
Information services total	\$861.84	\$86.16	\$948.00

These figures are based on the data provided to us by the relevant providers and are subject to change. The figures are based on the data provided to us by the relevant providers and are subject to change. The figures are based on the data provided to us by the relevant providers and are subject to change.

The figures are based on the data provided to us by the relevant providers and are subject to change. The figures are based on the data provided to us by the relevant providers and are subject to change. The figures are based on the data provided to us by the relevant providers and are subject to change.

Dividend Summary

01 Jul 2021 - 30 Jun 2022

There is no data for this report.

While every effort has been made to provide you with an accurate statement, we give no warranty of accuracy or reliability and take no responsibility for any errors or omissions, including negligence by any officers, employees or agents. We encourage you to confirm the information, holdings and valuations contained herein. Information contained in the report may only relate to the period since you commenced our services.

Copyright © 2022 Third Party Platform Pty Limited. All rights reserved.

Macquarie Online Trading is a service provided by Third Party Platform Pty Ltd (TPP) (ABN 74 121 227 905 AFSL No. 314341), in the request of Macquarie Bank Limited (ABN 41 002 563 542 AFSL 207502 ("MBL"). TPP is a Participant of the ASX Group. Neither TPP nor MBL are representatives of each other. Some of the fees paid to TPP for the provision of its services will be allocated to MBL. TPP and MBL do not provide personal financial advice in relation to Macquarie Online Trading. You should consider your own financial situation, particular needs and investment objectives before acting on any of the information available on this report.

