

## Yoga Super Fund

ABN 48 925 379 006

### Comparative Trial Balance as at 30 June 2023

	2023 \$ Dr	2023 \$ Cr	2022 \$ Dr	2022 \$ Cr
<b>Income</b>				
0550	Dividends - Franked	3,529.57 ✓		4,342.47
0551	Dividends - Unfranked		639.57 ✓	679.27
0567.01	Distributions from INES		470.62	2,964.01
0567.02	Distributions from InvestSmart		1,463.02	895.21
0575	Interest received		2,070.76 ✓	144.42
0584	Other income		299.18	751.18
0600	Profit on sale of assets	9,470.80 ✓		4,808.56
0760.02	Members taxable contributions		25,000.00	10,000.00
0760.03	Members taxable contributions		25,000.00	20,000.00
0865	Shares in listed companies		10,383.26	64,805.46
0875	Other fixed interest securities	2,500.00		
0880	Units in managed funds		10,190.82	3,420.59
0890	Units in InvestSMART managed funds		1,321.33	2,764.12
<b>Expenses</b>				
1510	Accountancy	2,684.00		2,574.00
1535	Audit fees	330.00		440.00
1685	Filing fees	318.00		315.00
1998.02	Income tax expense - Earnings	120.92		83.76
1998.03	Income tax expense - Earnings	607.03		450.24
1999.02	Income tax expense - Contribution	3,750.00		1,500.00
1999.03	Income tax expense - Contribution	3,750.00		3,000.00
<b>Current Assets</b>				
2000	Westpac DIY Super Savings Account 2477	200,675.72 ✓		270,834.51
2005	Westpac DIY Super Working Account 2485	568.24 ✓		14,379.41
2006	Macquarie bank Term Deposit	100,000.00 ✓		
2010	InvestSMART Managed Acct	762.71 ✓		1,300.54
2104	Other receivables	944.70 ✓		3,459.82

The accompanying notes form part of these financial statements.

**Yoga Super Fund****ABN 48 925 379 006****Comparative Trial Balance as at 30 June 2023**

	2023	2023	2022	2022
	\$ Dr	\$ Cr	\$ Dr	\$ Cr
<b>Non Current Assets</b>				
2520	Shares in listed companies	158,992.05 ✓		156,993.58
2520.01	Revaluation of shares		8,275.99 ✓	18,659.25
2640	Units in managed funds INES	19,915.98 ✓		19,915.98
2640.01	Revaluation of units in INES	4,324.02 ✓		3,684.02
2650	Units in InvestSMART managed funds	52,354.81 ✓		38,601.34
2650.01	Revaluation of units in InvestSMART	9,550.82 ✓		1,321.33
2700	Other investments - ClearSky Solar	12,500.00 ✓		3,750.00
2700.01	Revaluation of ClearSky		2,500.00 ✓	
<b>Current Liabilities</b>				
3141	Other creditors <i>Accounting &amp; Audit fees.</i>	3,003.00 ✓		3,798.00
3325	Taxation		3,010.61 ✓	2,178.55
<b>Equity</b>				
4000.02	Opening balance - Members fund, Denice		80,886.34	81,840.17
4000.03	Opening balance - Members fund, Debbie		406,075.73	439,889.95
		584,119.80	584,119.80	592,272.37
			592,272.37	592,272.37
	<b>Net Profit</b>		<b>56,837.38</b>	<b>34,768.05</b>

**YOGA SUPERFUND**  
**INVESTMENT INCOME REPORT AT 30 JUNE 2023**

Reconciles to Computershare/dividend statement

HIN: X0067349059

P'code: 2156

			TOTAL BANK/RE INV	NET INCOME	FRANKED DIV.	UNFRANKED DIV.	FRANKING CR.
--	--	--	----------------------	------------	-----------------	-------------------	-----------------

<b>SHARES</b>							
ANZ Banking Group Ltd.	ANZ	1/07/2022	\$380.16	\$380.16	\$380.16		\$162.93
ANZ Banking Group Ltd.	ANZ	15/12/2022	\$390.72	\$390.72	\$390.72		\$167.45
Appen Ltd.	APX		-	-		-	-
Appen Ltd.	APX		-	-		-	-
Bendigo and Adelaide Bank Ltd.	BEN	31/03/2023	\$158.92	\$158.92	\$158.92		\$68.11
Bendigo and Adelaide Bank Ltd.	BEN	29/09/2022	\$145.22	\$145.22	\$145.22		\$62.24
Bingo Industries Ltd.	BIN		-	-	-		-
Blackmores Ltd.	BKL	19/09/2022	\$32.00	\$32.00	\$32.00		\$13.71
Blackmores Ltd.	BKL	28/03/2023	\$87.00	\$87.00	\$87.00		\$37.29
Boral Ltd.	BLD		-	-		-	-
BWX Ltd.	BWX		-	-		-	-
Capitol Health Ltd.	CAJ	22/10/2022	\$40.55	\$40.55	\$40.55		\$17.38
Capitol Health Ltd.	CAJ	31/03/2023	\$40.55	\$40.55	\$40.55		\$17.38
CSL Ltd.	CSL	5/10/2022	\$211.00	\$211.00		\$211.00	-
CSL Ltd.	CSL	5/04/2023	\$194.57	\$194.57		\$194.57	-
IGO Ltd.	IGO	30/09/2022	\$62.50	\$62.50	\$62.50		\$26.79
IGO Ltd.	IGO	31/03/2023	\$175.00	\$175.00	\$175.00		\$75.00
Seek Ltd.	SEK	4/10/2022	\$105.00	\$105.00	\$105.00		\$45.00
Seek Ltd.	SEK	5/04/2023	\$120.00	\$120.00	\$120.00	-	\$51.43
Sims Metal Management Ltd.	SGM	19/10/2022	\$300.00	\$300.00	\$150.00	\$150.00	\$64.29
Sims Metal Management Ltd.	SGM	22/03/2023	\$84.00	\$84.00	-	\$84.00	-
Select Harvests Ltd.	SHV	9/12/2022	\$20.00	\$20.00	\$20.00		\$8.57
Select Harvests Ltd.	SHV		-	-			-
Suncorp Group Ltd.	SUN	21/09/2022	\$132.09	\$132.09	\$132.09	-	\$56.61
Suncorp Group Ltd.	SUN	31/03/2023	\$256.41	\$256.41	\$256.41		\$109.89
Telstra Corporation Ltd.	TLS	21/09/2022	\$87.29	\$87.29	\$87.29		\$37.41
Telstra Corporation Ltd.	TLS	31/03/2023	\$87.29	\$87.29	\$87.29		\$37.41
			-	-			-
<b>TOTAL SHARES</b>			<b>\$3,110.27</b>	<b>\$3,110.27</b>	<b>\$2,470.70</b>	<b>\$639.57</b>	<b>\$1,058.87</b>

**Grossed up dividends**

Franked dividends	2,470.70
Franking credits	1,058.87
	3,529.57



**ANNUAL INFORMATION  
FOR THE PERIOD 1 JULY 2022 TO 30 JUNE 2023**

**For account: 2376/322485**

Total interest credited

\$36.60

*A/C 2376/322477*

*\$ 2034.16*

*(A)*

These details are provided for your records and taxation purposes

*Total*

*\$ 2,070.76*

**MORE INFORMATION**

Further information in relation to your account, including details of product benefits and applicable fees and charges, is available on request. That information is also contained in the Product Disclosure Statement (PDS) or other disclosure document for your account. For a copy of that document, or if you have any other enquiries, you can call Telephone Banking on 132 032 from Australia or +61 2 9155 7700 from overseas.

The above Closing Balance amount may not be the same as the balance payable to you on closure of your account (the 'termination value'). Details of the termination value can be obtained by calling Telephone Banking on the numbers quoted above. Further information on how to close accounts, including calculation of the termination value, is contained in the Product Disclosure Statement (PDS) booklet or other disclosure document for your account.

We have an internal process for handling and resolving any problem you may have with, or complaints relating to, your account or this product. Information about this process can be found in the Product Disclosure Statement (PDS) or other disclosure document for your account, or you can contact us on 1300 130 467.

Remember, if you have a card, always keep your passcode (PIN) secret - don't tell anyone or let them see it. Never write your passcode on your card or on anything that could be lost or stolen. If you do need to record a reminder, you must make every effort to disguise it. You may be liable for losses if you don't protect your passcode. To help you learn how you can protect your card against unauthorised transactions, you can find more information at [westpac.com.au/dispute](http://westpac.com.au/dispute). If you are a business customer, please go to [westpac.com.au/businessdispute](http://westpac.com.au/businessdispute)

**Information for customers that have a Westpac Transaction account for personal use, and have a Commonwealth Concession or Health Care card (Concession card).**

The Westpac Choice Concession account is a transaction account designed for Concession card holders and offers no monthly service fees, no outward dishonour fees, no account overdrawn fees and there are no informal overdrafts (except where it is impossible or reasonably impractical for us to prevent your account from being overdrawn).

To be eligible for this account, you must have your government payments paid into the account. There is a limit of one Westpac Choice Concession account per customer, this includes joint account holders. All account holders must be eligible.


If you would like more information or would like to apply for the Westpac Choice Concession account please visit [www.westpac.com.au/personal-banking/bank-accounts/transaction/choice/basic/](http://www.westpac.com.au/personal-banking/bank-accounts/transaction/choice/basic/), call 132 032 or visit your local branch.

Before making a decision about any of our products, please read all the terms and conditions available at [westpac.com.au](http://westpac.com.au) and consider whether the product is right for you. Please consider that the features of the Concession account may differ to the features and benefits of your existing account. To view our full range of transaction accounts visit [www.westpac.com.au/personal-banking/bank-accounts/transaction/](http://www.westpac.com.au/personal-banking/bank-accounts/transaction/)

If any loan you hold with us is secured by a real property mortgage; the mortgage terms require the property to be insured. Please review the replacement value of the property and check with your insurer to ensure you have adequate cover. For general information on property insurance, visit the Australian Securities and Investments Commission's MoneySmart website: [www.moneysmart.gov.au](http://www.moneysmart.gov.au).

5020365 / M008619 / 213 / CN2CNCNPW

*A/C 0575*

**CONVENIENCE AT YOUR FINGERTIPS**

Use Online, Mobile or Tablet Banking to pay bills, transfer funds, check your account balances and much more

**ANNUAL INFORMATION  
FOR THE PERIOD 1 JULY 2022 TO 30 JUNE 2023**

**For account: 2376/322477**

Total interest credited

\$2,034.16

These details are provided for your records and taxation purposes

**MORE INFORMATION**

Further information in relation to your account, including details of product benefits and applicable fees and charges, is available on request. That information is also contained in the Product Disclosure Statement (PDS) or other disclosure document for your account. For a copy of that document, or if you have any other enquiries, you can call Telephone Banking on 132 032 from Australia or +61 2 9155 7700 from overseas.

The above Closing Balance amount may not be the same as the balance payable to you on closure of your account (the 'termination value'). Details of the termination value can be obtained by calling Telephone Banking on the numbers quoted above. Further information on how to close accounts, including calculation of the termination value, is contained in the Product Disclosure Statement (PDS) booklet or other disclosure document for your account.

We have an internal process for handling and resolving any problem you may have with, or complaints relating to, your account or this product. Information about this process can be found in the Product Disclosure Statement (PDS) or other disclosure document for your account, or you can contact us on 1300 130 467.

Remember, if you have a card, always keep your passcode (PIN) secret - don't tell anyone or let them see it. Never write your passcode on your card or on anything that could be lost or stolen. If you do need to record a reminder, you must make every effort to disguise it. You may be liable for losses if you don't protect your passcode. To help you learn how you can protect your card against unauthorised transactions, you can find more information at [westpac.com.au/dispute](http://westpac.com.au/dispute). If you are a business customer, please go to [westpac.com.au/businessdispute](http://westpac.com.au/businessdispute)

**Information for customers that have a Westpac Transaction account for personal use, and have a Commonwealth Concession or Health Care card (Concession card).**

The Westpac Choice Concession account is a transaction account designed for Concession card holders and offers no monthly service fees, no outward dishonour fees, no account overdrawn fees and there are no informal overdrafts (except where it is impossible or reasonably impractical for us to prevent your account from being overdrawn).

To be eligible for this account, you must have your government payments paid into the account. There is a limit of one Westpac Choice Concession account per customer, this includes joint account holders. All account holders must be eligible.

If you would like more information or would like to apply for the Westpac Choice Concession account please visit [www.westpac.com.au/personal-banking/bank-accounts/transaction/choice/basic/](http://www.westpac.com.au/personal-banking/bank-accounts/transaction/choice/basic/), call 132 032 or visit your local branch.

Before making a decision about any of our products, please read all the terms and conditions available at [westpac.com.au](http://westpac.com.au) and consider whether the product is right for you. Please consider that the features of the Concession account may differ to the features and benefits of your existing account. To view our full range of transaction accounts visit [www.westpac.com.au/personal-banking/bank-accounts/transaction/](http://www.westpac.com.au/personal-banking/bank-accounts/transaction/)

If any loan you hold with us is secured by a real property mortgage; the mortgage terms require the property to be



Statement Period  
28 April 2023 - 31 July 2023

**Westpac DIY Super Savings Account**

Account Name  
**YOGA NOMINEES PTY LTD ATF YOGA SUPER FUND**



THE SECRETARY  
155 ANNANGROVE RD  
ANNANGROVE NSW 2156

Customer ID  
**3917 3123 YOGA NOMINEES PTY LTD**

BSB Account Number  
**032-376 322 477**

Opening Balance + \$149,964.20  
Total Credits + \$51,309.96  
Total Debits - \$0.00  
Closing Balance + \$201,274.16

**INTEREST RATES (PER ANNUM) ON CREDIT BALANCES**


Effective Date	\$0 to \$9999	Over \$9999 to \$49999	Over \$49999 to \$99999	Over \$99999 to \$499999
20 Sep 2022	1.00 %	1.00 %	1.00 %	1.00 %
Effective Date	Over \$499999			
20 Sep 2022	1.00 %			

**TRANSACTIONS**

Please check all entries on this statement and promptly inform Westpac of any possible error or unauthorised transaction

DATE	TRANSACTION DESCRIPTION	DEBIT	CREDIT	BALANCE
28/04/23	STATEMENT OPENING BALANCE			149,964.20
✓18/05/23	Deposit Clearsky T8 Clearsky T8		446.57	150,410.77
✓31/05/23	Interest Paid		135.74	150,546.51
✓26/06/23	Deposit Online 2301436 Pymt Debbie Sim Dsimpsonsupercontr		15,000.00	165,546.51
✓26/06/23	Deposit Online 2361376 Pymt Debbie Sim Dsimpsonsupercontr		10,000.00	175,546.51
✓26/06/23	Deposit Online 2862362 Pymt Debbie Sim Dfinnegansupercont		25,000.00	200,546.51
✓30/06/23	Interest Paid		129.21	200,675.72
03/07/23	Deposit Dividend Anz Dividend A075/00658075		427.68	201,103.40
31/07/23	Interest Paid		170.76	201,274.16
31/07/23	CLOSING BALANCE			201,274.16

*M/C 2020*



## TRANSACTIONS

Please check all entries on this statement and promptly inform Westpac of any possible error or unauthorised transaction

DATE	TRANSACTION DESCRIPTION	DEBIT	CREDIT	BALANCE
√31/03/23	Deposit Dividend Ben Mar23 Div S00065829801		158.92	249,048.56
√31/03/23	Deposit Dividend Igo Payment Mar23/00810774		175.00	249,223.56
√31/03/23	Deposit Dividend Sun Interim Div 001289861191		256.41	249,479.97
√05/04/23	Deposit Dividend Sek Dividend Apr23/00813170		120.00	249,599.97
√05/04/23	Deposit Dividend Csl Ltd Dividend 23Aud/00915069		194.57	249,794.54
√20/04/23	Payment By Authority To MacQuarie Bank MacQuarie Personal Term Deposit - 1 year	100,000.00		149,794.54
√28/04/23	Interest Paid		169.66	149,964.20
28/04/23	<b>CLOSING BALANCE</b>			<b>149,964.20</b>

## CONVENIENCE AT YOUR FINGERTIPS

Use Online, Mobile or Tablet Banking to pay bills, transfer funds, check your account balances and much more

## MORE INFORMATION

Further information in relation to your account, including details of product benefits and applicable fees and charges, is available on request. That information is also contained in the Product Disclosure Statement (PDS) or other disclosure document for your account. For a copy of that document, or if you have any other enquiries, you can call Telephone Banking on 132 032 from Australia or +61 2 9155 7700 from overseas.

The above Closing Balance amount may not be the same as the balance payable to you on closure of your account (the 'termination value'). Details of the termination value can be obtained by calling Telephone Banking on the numbers quoted above. Further information on how to close accounts, including calculation of the termination value, is contained in the Product Disclosure Statement (PDS) booklet or other disclosure document for your account.

We have an internal process for handling and resolving any problem you may have with, or complaints relating to, your account or this product. Information about this process can be found in the Product Disclosure Statement (PDS) or other disclosure document for your account, or you can contact us on 1300 130 467.

Remember, if you have a card, always keep your passcode (PIN) secret - don't tell anyone or let them see it. Never write your passcode on your card or on anything that could be lost or stolen. If you do need to record a reminder, you must make every effort to disguise it. You may be liable for losses if you don't protect your passcode. To help you learn how you can protect your card against unauthorised transactions, you can find more information at [westpac.com.au/dispute](http://westpac.com.au/dispute). If you are a business customer, please go to [westpac.com.au/businessdispute](http://westpac.com.au/businessdispute)

**Information for customers that have a Westpac Transaction account for personal use, and have a Commonwealth Concession or Health Care card (Concession card).**

The Westpac Choice Concession account is a transaction account designed for Concession card holders and offers no monthly service fees, no outward dishonour fees, no account overdrawn fees and there are no informal overdrafts



Statement Period  
31 January 2023 - 28 April 2023

**Westpac DIY Super Savings Account**

Account Name  
**YOGA NOMINEES PTY LTD ATF YOGA SUPER FUND**



THE SECRETARY  
155 ANNANGROVE RD  
ANNANGROVE NSW 2156

005

Customer ID  
**3917 3123 YOGA NOMINEES PTY LTD**

BSB Account Number  
**032-376 322 477**

Opening Balance	+ \$258,661.07
Total Credits	+ \$7,303.13
Total Debits	- \$116,000.00
Closing Balance	+ \$149,964.20

**INTEREST RATES (PER ANNUM) ON CREDIT BALANCES**

Effective Date	\$0 to \$9999	Over \$9999 to \$49999	Over \$49999 to \$99999	Over \$99999 to \$499999
20 Sep 2022	1.00 %	1.00 %	1.00 %	1.00 %

Effective Date	Over \$499999
20 Sep 2022	1.00 %

**TRANSACTIONS**

Please check all entries on this statement and promptly inform Westpac of any possible error or unauthorised transaction

DATE	TRANSACTION DESCRIPTION	DEBIT	CREDIT	BALANCE
31/01/23	STATEMENT OPENING BALANCE			258,661.07
✓ 03/02/23	Deposit Dividend Select Harvests Feb23/00803995		20.00	258,681.07
✓ 20/02/23	Deposit Clearsky T8 Clearsky T8		490.99	259,172.06
✓ 27/02/23	Deposit Online 2409551 Tfr Westpac Diy		5,000.00	264,172.06
✓ 28/02/23	Interest Paid		198.68	264,370.74
✓ 14/03/23	Withdrawal Online 1698296 Tfr Westpac Diy	4,000.00		260,370.74
✓ 22/03/23	Deposit Dividend Sgm Div 001293995655		84.00	260,454.74
✓ 22/03/23	Withdrawal Online 1229377 Tfr Westpac Diy	10,000.00		250,454.74
✓ 28/03/23	Deposit Dividend Blackmores Ltd Mar23/00806876		87.00	250,541.74
✓ 28/03/23	Withdrawal Online 1680539 Tfr Westpac Diy	2,000.00		248,541.74
✓ 31/03/23	Interest Paid		220.06	248,761.80
✓ 31/03/23	Deposit Dividend Caj Dividend Aui23/00803194		40.55	248,802.35
✓ 31/03/23	Deposit Dividend Tls Itm Div 001292922590		87.29	248,889.64





Statement Period  
31 October 2022 - 31 January 2023

**Westpac DIY Super Savings Account**

Account Name  
**YOGA NOMINEES PTY LTD ATF YOGA SUPER FUND**

 005  
THE SECRETARY  
155 ANNANGROVE RD  
ANNANGROVE NSW 2156

Customer ID  
**3917 3123 YOGA NOMINEES PTY LTD**

BSB Account Number  
**032-376 322 477**

Opening Balance	+ \$257,309.02
Total Credits	+ \$1,352.05
Total Debits	- \$0.00
Closing Balance	+ \$258,661.07

**INTEREST RATES (PER ANNUM) ON CREDIT BALANCES**

Effective Date	\$0 to \$9999	Over \$9999 to \$49999	Over \$49999 to \$99999	Over \$99999 to \$499999
20 Sep 2022	1.00 %	1.00 %	1.00 %	1.00 %

Effective Date	Over \$499999
20 Sep 2022	1.00 %

**TRANSACTIONS**

Please check all entries on this statement and promptly inform Westpac of any possible error or unauthorised transaction

DATE	TRANSACTION DESCRIPTION	DEBIT	CREDIT	BALANCE
<b>31/10/22</b>	<b>STATEMENT OPENING BALANCE</b>			<b>257,309.02</b>
✓ 18/11/22	Deposit Clearsky T8 Clearsky T8		311.11	257,620.13
✓ 30/11/22	Interest Paid		211.58	257,831.71
✓ 15/12/22	Deposit Dividend Anz Dividend A074/00662738		390.72	258,222.43
✓ 30/12/22	Interest Paid		212.07	258,434.50
✓ 31/01/23	Interest Paid		226.57	258,661.07
<b>31/01/23</b>	<b>CLOSING BALANCE</b>			<b>258,661.07</b>

**CONVENIENCE AT YOUR FINGERTIPS**

Use Online, Mobile or Tablet Banking to pay bills, transfer funds, check your account balances and much more

S009213 / M00411Z / 032 / CNECNCPCW

**TRANSACTIONS**

Please check all entries on this statement and promptly inform Westpac of any possible error or unauthorised transaction

DATE	TRANSACTION DESCRIPTION	DEBIT	CREDIT	BALANCE
✓ 29/09/22	Deposit Dividend Ben Sept22 Div S00065829801		145.22	256,196.58
✓ 30/09/22	Interest Paid		175.26	256,371.84
✓ 30/09/22	Deposit Dividend Igo Payment Sep22/00809891		62.50	256,434.34
✓ 04/10/22	Deposit Dividend Sek Dividend Sep22/00813515		105.00	256,539.34
✓ 05/10/22	Deposit Dividend Csl Ltd Dividend Auf22/01018659		211.00	256,750.34
✓ 19/10/22	Deposit Dividend Sgm Fnl Div 001285206762		300.00	257,050.34
✓ 21/10/22	Deposit Dividend Caj Dividend Auf22/00803238		40.55	257,090.89
✓ 31/10/22	Interest Paid		218.13	257,309.02
31/10/22	<b>CLOSING BALANCE</b>			<b>257,309.02</b>

**CONVENIENCE AT YOUR FINGERTIPS**

Use Online, Mobile or Tablet Banking to pay bills, transfer funds, check your account balances and much more

**MORE INFORMATION**

Further information in relation to your account, including details of product benefits and applicable fees and charges, is available on request. That information is also contained in the Product Disclosure Statement (PDS) or other disclosure document for your account. For a copy of that document, or if you have any other enquiries, you can call Telephone Banking on 132 032 from Australia or +61 2 9155 7700 from overseas.

The above Closing Balance amount may not be the same as the balance payable to you on closure of your account (the 'termination value'). Details of the termination value can be obtained by calling Telephone Banking on the numbers quoted above. Further information on how to close accounts, including calculation of the termination value, is contained in the Product Disclosure Statement (PDS) booklet or other disclosure document for your account.

We have an internal process for handling and resolving any problem you may have with, or complaints relating to, your account or this product. Information about this process can be found in the Product Disclosure Statement (PDS) or other disclosure document for your account, or you can contact us on 1300 130 467.

Remember, if you have a card, always keep your passcode (PIN) secret - don't tell anyone or let them see it. Never write your passcode on your card or on anything that could be lost or stolen. If you do need to record a reminder, you must make every effort to disguise it. You may be liable for losses if you don't protect your passcode. To help you learn how you can protect your card against unauthorised transactions, you can find more information at [westpac.com.au/dispute](http://westpac.com.au/dispute). If you are a business customer, please go to [westpac.com.au/businessdispute](http://westpac.com.au/businessdispute)

**Information for customers that have a Westpac Transaction account for personal use, and have a Commonwealth Concession or Health Care card (Concession card).**

The Westpac Choice Concession account is a transaction account designed for Concession card holders and offers no monthly service fees, no outward dishonour fees, no account overdrawn fees and there are no informal overdrafts (except where it is impossible or reasonably impractical for us to prevent your account from being overdrawn).



Statement Period  
29 July 2022 - 31 October 2022

**Westpac DIY Super Savings Account**

Account Name  
**YOGA NOMINEES PTY LTD ATF YOGA SUPER FUND**

 005  
THE SECRETARY  
155 ANNANGROVE RD  
ANNANGROVE NSW 2156

Customer ID  
3917 3123 **YOGA NOMINEES PTY LTD**

BSB Account Number  
032-376 322 477

✓ 1/7/22 Dep ANZ div 380.16 +  
✓ 20/7/22 With transfer to Superwork a/c 4,000 -  
✓ 29/7/22 Interest paid 29.13 +

Opening Balance + \$267,243.80  
Total Credits + \$2,065.22  
Total Debits - \$12,000.00  
Closing Balance + \$257,309.02

**INTEREST RATES (PER ANNUM) ON CREDIT BALANCES**

Effective Date	\$0 to \$9999	Over \$9999 to \$49999	Over \$49999 to \$99999	Over \$99999 to \$499999
22 Jul 2022	0.25 %	0.25 %	0.25 %	0.25 %
18 Aug 2022	0.75 %	0.75 %	0.75 %	0.75 %
20 Sep 2022	1.00 %	1.00 %	1.00 %	1.00 %

Effective Date	Over \$499999
22 Jul 2022	0.25 %
18 Aug 2022	0.75 %
20 Sep 2022	1.00 %

**TRANSACTIONS**

Please check all entries on this statement and promptly inform Westpac of any possible error or unauthorised transaction

DATE	TRANSACTION DESCRIPTION	DEBIT	CREDIT	BALANCE
29/07/22	STATEMENT OPENING BALANCE			267,243.80
✓ 17/08/22	Deposit Clearsky T8 Clearsky T8		300.51	267,544.31
✓ 31/08/22	Interest Paid		108.07	267,652.38
✓ 31/08/22	Withdrawal Online 1693101 Tfr Westpac Diy	12,000.00		255,652.38
✓ 01/09/22	Deposit Anz Premium Rppa1/01009274		147.60	255,799.98
✓ 19/09/22	Deposit Dividend Blackmores Ltd Sep22/00805720		32.00	255,831.98
✓ 21/09/22	Deposit Dividend Tis Fnl Div 001281949938		87.29	255,919.27
✓ 21/09/22	Deposit Dividend Sun Final Div 001280460496		132.09	256,051.36

S009485 / M003903 / 305 / CN2CNCPIW

# YOGA SUPER SAVINGS

Electronic Statement



Westpac DIY Super Savings Account

## TRANSACTIONS

Please check all entries on this statement and promptly inform Westpac of any possible error or unauthorised transaction

DATE	TRANSACTION DESCRIPTION	DEBIT	CREDIT	BALANCE
23/06/22	Deposit Rouse Hill Town Centre NSW		63.00	270,812.80
30/06/22	Interest Paid		21.71	270,834.51
01/07/22	Deposit Dividend Anz Dividend A073/00664495		380.16	271,214.67
20/07/22	Withdrawal Online 1902892 Tfr Westpac Diy	4,000.00		267,214.67
29/07/22	Interest Paid		29.13	267,243.80
29/07/22	<b>CLOSING BALANCE</b>			<b>267,243.80</b>

## CONVENIENCE AT YOUR FINGERTIPS

Use Online, Mobile or Tablet Banking to pay bills, transfer funds, check your account balances and much more

## ANNUAL INFORMATION FOR THE PERIOD 1 JULY 2021 TO 30 JUNE 2022

For account: **2376/322477**

Total interest credited

\$143.24

These details are provided for your records and taxation purposes

## MORE INFORMATION

Further information in relation to your account, including details of product benefits and applicable fees and charges, is available on request. That information is also contained in the Product Disclosure Statement (PDS) or other disclosure document for your account. For a copy of that document, or if you have any other enquiries, you can call Telephone Banking on 132 032 from Australia or +61 2 9155 7700 from overseas.

The above Closing Balance amount may not be the same as the balance payable to you on closure of your account (the 'termination value'). Details of the termination value can be obtained by calling Telephone Banking on the numbers quoted above. Further information on how to close accounts, including calculation of the termination value, is contained in the Product Disclosure Statement (PDS) booklet or other disclosure document for your account.

We have an internal process for handling and resolving any problem you may have with, or complaints relating to, your account or this product. Information about this process can be found in the Product Disclosure Statement (PDS) or other disclosure document for your account, or you can contact us on 1300 130 467.

Remember, if you have a card, always keep your passcode (PIN) secret - don't tell anyone or let them see it. Never write your passcode on your card or on anything that could be lost or stolen. If you do need to record a reminder, you must make every effort to disguise it. You may be liable for losses if you don't protect your passcode. To help you learn how you can protect your card against unauthorised transactions, you can find more information at [westpac.com.au/dispute](http://westpac.com.au/dispute). If you are a business customer, please go to [westpac.com.au/businessdispute](http://westpac.com.au/businessdispute)

**Information for customers that have a Westpac Transaction account for personal use, and have a Commonwealth Concession or Health Care card (Concession card).**

The Westpac Choice Concession account is a transaction account designed for Concession card holders and offers no monthly service fees, no outward dishonour fees, no account overdrawn fees and there are no informal overdrafts



Statement Period  
28 April 2023 - 31 July 2023

**Westpac DIY Super Working Account**

Account Name  
**YOGA NOMINEES PTY LTD ATF YOGA SUPER FUND**

 005  
THE SECRETARY  
155 ANNANGROVE RD  
ANNANGROVE NSW 2156

Customer ID  
3917 3123 YOGA NOMINEES PTY LTD

BSB Account Number  
032-376 322 485

Opening Balance	+ \$321.85
Total Credits	+ \$569.47
Total Debits	- \$0.00
Closing Balance	+ \$891.32

**INTEREST RATES (PER ANNUM) ON CREDIT BALANCES**

Effective Date	\$0 to \$9999	Over \$9999 to \$49999	Over \$49999 to \$99999	Over \$99999 to \$499999
20 Sep 2022	1.00 %	1.00 %	1.00 %	1.00 %
Effective Date	Over \$499999			
20 Sep 2022	1.00 %			

**TRANSACTIONS**

Please check all entries on this statement and promptly inform Westpac of any possible error or unauthorised transaction

DATE	TRANSACTION DESCRIPTION	DEBIT	CREDIT	BALANCE
28/04/23	STATEMENT OPENING BALANCE			321.85
✓11/05/23	Deposit Pma Withdrawal T Is Pma Funds		245.50	567.35
✓31/05/23	Interest Paid		0.42	567.77
✓30/06/23	Interest Paid		0.46	568.23
25/07/23	Deposit Dividend Ines Dst 001298895819		322.56 ✓	890.79
31/07/23	Interest Paid		0.53	891.32
31/07/23	CLOSING BALANCE			891.32

**CONVENIENCE AT YOUR FINGERTIPS**

Use Online, Mobile or Tablet Banking to pay bills, transfer funds, check your account balances and much more

S020365 / M006619 / 213 / CN2CNCNPW

*Atc 2005*  
CSF TB47B1CDO1726577



## TRANSACTIONS

Please check all entries on this statement and promptly inform Westpac of any possible error or unauthorised transaction

DATE	TRANSACTION DESCRIPTION	DEBIT	CREDIT	BALANCE
✓ 22/03/23	Withdrawal-Osko Payment 1764240 Clearsky Solar Holdings Clearsky Solar No 43 Atf Cs43 Hvac Trust	10,000.00		880.89
✓ 28/03/23	Deposit Online 2680540 Tfr Westpac Diy		2,000.00	2,880.89
✓ 31/03/23	Interest Paid		1.12	2,882.01
✓ 13/04/23	Deposit Pma Withdrawal T Is Pma Funds		53.16	2,935.17
✓ 17/04/23	Withdrawal-Osko Payment 1650127 Amw Audit Yoga Super Fund I005723	440.00		2,495.17
✓ 21/04/23	Withdrawal Online 0199233 Bpay Tax Office Payg April 2023	2,175.00		320.17
✓ 28/04/23	Interest Paid		1.68	321.85
28/04/23	<b>CLOSING BALANCE</b>			<b>321.85</b>

## CONVENIENCE AT YOUR FINGERTIPS

Use Online, Mobile or Tablet Banking to pay bills, transfer funds, check your account balances and much more

## MORE INFORMATION

Further information in relation to your account, including details of product benefits and applicable fees and charges, is available on request. That information is also contained in the Product Disclosure Statement (PDS) or other disclosure document for your account. For a copy of that document, or if you have any other enquiries, you can call Telephone Banking on 132 032 from Australia or +61 2 9155 7700 from overseas.

The above Closing Balance amount may not be the same as the balance payable to you on closure of your account (the 'termination value'). Details of the termination value can be obtained by calling Telephone Banking on the numbers quoted above. Further information on how to close accounts, including calculation of the termination value, is contained in the Product Disclosure Statement (PDS) booklet or other disclosure document for your account.

We have an internal process for handling and resolving any problem you may have with, or complaints relating to, your account or this product. Information about this process can be found in the Product Disclosure Statement (PDS) or other disclosure document for your account, or you can contact us on 1300 130 467.

Remember, if you have a card, always keep your passcode (PIN) secret - don't tell anyone or let them see it. Never write your passcode on your card or on anything that could be lost or stolen. If you do need to record a reminder, you must make every effort to disguise it. You may be liable for losses if you don't protect your passcode. To help you learn how you can protect your card against unauthorised transactions, you can find more information at [westpac.com.au/dispute](http://westpac.com.au/dispute). If you are a business customer, please go to [westpac.com.au/businessdispute](http://westpac.com.au/businessdispute)

**Information for customers that have a Westpac Transaction account for personal use, and have a Commonwealth Concession or Health Care card (Concession card).**

The Westpac Choice Concession account is a transaction account designed for Concession card holders and offers no monthly service fees, no outward dishonour fees, no account overdrawn fees and there are no informal overdrafts (except where it is impossible or reasonably impractical for us to prevent your account from being overdrawn).

To be eligible for this account, you must have your government payments paid into the account. There is a limit of one



Statement Period  
31 January 2023 - 28 April 2023

## Westpac DIY Super Working Account



THE SECRETARY  
155 ANNANGROVE RD  
ANNANGROVE NSW 2156

005

Account Name  
YOGA NOMINEES PTY LTD ATF YOGA  
SUPER FUND

Customer ID  
3917 3123 YOGA NOMINEES PTY LTD

BSB  
032-376

Account Number  
322 485

Opening Balance	+ \$7,056.93
Total Credits	+ \$16,702.47
Total Debits	- \$23,437.55
Closing Balance	+ \$321.85

### INTEREST RATES (PER ANNUM) ON CREDIT BALANCES

Effective Date	\$0 to \$9999	Over \$9999 to \$49999	Over \$49999 to \$99999	Over \$99999 to \$499999
20 Sep 2022	1.00 %	1.00 %	1.00 %	1.00 %
Effective Date	Over \$499999			
20 Sep 2022	1.00 %			

### TRANSACTIONS

Please check all entries on this statement and promptly inform Westpac of any possible error or unauthorised transaction


DATE	TRANSACTION DESCRIPTION	DEBIT	CREDIT	BALANCE
31/01/23	STATEMENT OPENING BALANCE			7,056.93
✓ 13/02/23	Deposit Pma Withdrawal T Is Pma Funds		206.32	7,263.25
✓ 27/02/23	Withdrawal Online 1409550 Tfr Westpac Diy TFR	5,000.00		2,263.25
✓ 27/02/23	Withdrawal Online 4129074 Bpay Tax Office Payg Feb 2023	844.00		1,419.25
✓ 28/02/23	Interest Paid		5.33	1,424.58
✓ 13/03/23	Deposit Pma Withdrawal T Is Pma Funds		208.81	1,633.39
✓ 14/03/23	Deposit Online 2698297 Tfr Westpac Diy		4,000.00	5,633.39
✓ 14/03/23	Withdrawal-Osko Payment 1682321 Taylor & Co Financial Services Tax return 2021-22 Yogasupe	2,541.00		3,092.39
✓ 14/03/23	Withdrawal Online 8900633 Bpay Tax Office Tax payable 2021-2	2,437.55		654.84
✓ 15/03/23	Deposit Westpac Securit S Bwx 40265747-00		226.05	880.89
✓ 22/03/23	Deposit Online 2229378 Tfr Westpac Diy		10,000.00	10,880.89



Statement Period  
31 October 2022 - 31 January 2023

**Westpac DIY Super Working Account**

Account Name  
**YOGA NOMINEES PTY LTD ATF YOGA  
SUPER FUND**

 005  
THE SECRETARY  
155 ANNANGROVE RD  
ANNANGROVE NSW 2156

Customer ID  
**3917 3123 YOGA NOMINEES PTY LTD**

BSB Account Number  
**032-376 322 485**

Opening Balance	+ \$6,795.50
Total Credits	+ \$261.43
Total Debits	- \$0.00
Closing Balance	+ \$7,056.93

**INTEREST RATES (PER ANNUM) ON CREDIT BALANCES**

Effective Date	\$0 to \$9999	Over \$9999 to \$49999	Over \$49999 to \$99999	Over \$99999 to \$499999
20 Sep 2022	1.00 %	1.00 %	1.00 %	1.00 %
Effective Date	Over \$499999			
20 Sep 2022	1.00 %			

**TRANSACTIONS**

Please check all entries on this statement and promptly inform Westpac of any possible error or unauthorised transaction


DATE	TRANSACTION DESCRIPTION	DEBIT	CREDIT	BALANCE
31/10/22	STATEMENT OPENING BALANCE			6,795.50
✓ 14/11/22	Deposit Pma Withdrawal T Is Pma Funds		243.78	7,039.28
✓ 30/11/22	Interest Paid		5.69	7,044.97
✓ 30/12/22	Interest Paid		5.78	7,050.75
✓ 31/01/23	Interest Paid		6.18	7,056.93
✓ 31/01/23	CLOSING BALANCE			7,056.93

**CONVENIENCE AT YOUR FINGERTIPS**

Use Online, Mobile or Tablet Banking to pay bills, transfer funds, check your account balances and much more

S008215 / M004113 / 032 / CN2CNCFW



**TRANSACTIONS**

Please check all entries on this statement and promptly inform Westpac of any possible error or unauthorised transaction

DATE	TRANSACTION DESCRIPTION	DEBIT	CREDIT	BALANCE
✓ 06/10/22	Withdrawal Online 1534063 Bpay Tax Office Ato july-Sept 22	844.00		6,804.40
✓ 06/10/22	Withdrawal Online 4393592 Bpay Asic Asic Annual Review	59.00		6,745.40
✓ 12/10/22	Deposit Pma Withdrawal T Is Pma Funds		44.20	6,789.60
✓ 31/10/22	Interest Paid		5.90	6,795.50
31/10/22	<b>CLOSING BALANCE</b>			<b>6,795.50</b>

**CONVENIENCE AT YOUR FINGERTIPS**

Use Online, Mobile or Tablet Banking to pay bills, transfer funds, check your account balances and much more

**MORE INFORMATION**

Further information in relation to your account, including details of product benefits and applicable fees and charges, is available on request. That information is also contained in the Product Disclosure Statement (PDS) or other disclosure document for your account. For a copy of that document, or if you have any other enquiries, you can call Telephone Banking on 132 032 from Australia or +61 2 9155 7700 from overseas.

The above Closing Balance amount may not be the same as the balance payable to you on closure of your account (the 'termination value'). Details of the termination value can be obtained by calling Telephone Banking on the numbers quoted above. Further information on how to close accounts, including calculation of the termination value, is contained in the Product Disclosure Statement (PDS) booklet or other disclosure document for your account.

We have an internal process for handling and resolving any problem you may have with, or complaints relating to, your account or this product. Information about this process can be found in the Product Disclosure Statement (PDS) or other disclosure document for your account, or you can contact us on 1300 130 467.

Remember, if you have a card, always keep your passcode (PIN) secret - don't tell anyone or let them see it. Never write your passcode on your card or on anything that could be lost or stolen. If you do need to record a reminder, you must make every effort to disguise it. You may be liable for losses if you don't protect your passcode. To help you learn how you can protect your card against unauthorised transactions, you can find more information at [westpac.com.au/dispute](http://westpac.com.au/dispute). If you are a business customer, please go to [westpac.com.au/businessdispute](http://westpac.com.au/businessdispute)

**Information for customers that have a Westpac Transaction account for personal use, and have a Commonwealth Concession or Health Care card (Concession card).**

The Westpac Choice Concession account is a transaction account designed for Concession card holders and offers no monthly service fees, no outward dishonour fees, no account overdrawn fees and there are no informal overdrafts (except where it is impossible or reasonably impractical for us to prevent your account from being overdrawn).

To be eligible for this account, you must have your government payments paid into the account. There is a limit of one Westpac Choice Concession account per customer, this includes joint account holders. All account holders must be eligible.

If you would like more information or would like to apply for the Westpac Choice Concession account please visit [www.westpac.com.au/personal-banking/bank-accounts/transaction/choice/basic/](http://www.westpac.com.au/personal-banking/bank-accounts/transaction/choice/basic/), call 132 032 or visit your local branch.



Statement Period  
29 July 2022 - 31 October 2022

**Westpac DIY Super Working Account**

Account Name  
**YOGA NOMINEES PTY LTD ATF YOGA SUPER FUND**



005  
THE SECRETARY  
155 ANNANGROVE RD  
ANNANGROVE NSW 2156

Customer ID  
**3917 3123 YOGA NOMINEES PTY LTD**

BSB Account Number  
**032-376 322 485**

Opening Balance	+ \$521.32
Total Credits	+ \$19,947.13
Total Debits	- \$13,672.95
Closing Balance	+ \$6,795.50

**INTEREST RATES (PER ANNUM) ON CREDIT BALANCES**

Effective Date	\$0 to \$9999	Over \$9999 to \$49999	Over \$49999 to \$99999	Over \$99999 to \$499999
22 Jul 2022	0.25 %	0.25 %	0.25 %	0.25 %
18 Aug 2022	0.75 %	0.75 %	0.75 %	0.75 %
20 Sep 2022	1.00 %	1.00 %	1.00 %	1.00 %

Effective Date	Over \$499999
22 Jul 2022	0.25 %
18 Aug 2022	0.75 %
20 Sep 2022	1.00 %

**TRANSACTIONS**

Please check all entries on this statement and promptly inform Westpac of any possible error or unauthorised transaction

DATE	TRANSACTION DESCRIPTION	DEBIT	CREDIT	BALANCE
29/07/22	STATEMENT OPENING BALANCE			521.32
✓ 15/08/22	Deposit Pma Withdrawals Is Pma Funds		441.56	962.88
✓ 31/08/22	Interest Paid		0.33	963.21
✓ 31/08/22	Deposit Online 2693102 Tfr Westpac Diy		12,000.00	12,963.21
✓ 02/09/22	Payment By Authority To Westpac Securiti B Lyc 39205244-00	12,769.95		193.26
✓ 14/09/22	Deposit Westpac Securiti S Qan 39269752-00		7,400.05	7,593.31
✓ 15/09/22	Deposit Pma Withdrawal T Is Pma Funds		51.48	7,644.79
✓ 30/09/22	Interest Paid		3.61	7,648.40



Statement Period  
29 April 2022 - 29 July 2022

**Westpac DIY Super Working Account**

Account Name  
YOGA NOMINEES PTY LTD ATF YOGA  
SUPER FUND

 005  
THE SECRETARY  
155 ANNANGROVE RD  
ANNANGROVE NSW 2156

Customer ID  
3917 3123 - YOGA NOMINEES PTY LTD

BSB Account Number  
032-376 322 485

Opening Balance	+ \$14,151.89
Total Credits	+ \$7,197.43
Total Debits	- \$20,828.00
Closing Balance	+ \$521.32

**INTEREST RATES (PER ANNUM) ON CREDIT BALANCES**

Effective Date	\$0 to \$9999	Over \$9999 to \$49999	Over \$49999 to \$99999	Over \$99999 to \$499999
17 Mar 2020	0.01 %	0.01 %	0.01 %	0.01 %
22 Jul 2022	0.25 %	0.25 %	0.25 %	0.25 %

Effective Date	Over \$499999
17 Mar 2020	0.02 %
22 Jul 2022	0.25 %

**TRANSACTIONS**

Please check all entries on this statement and promptly inform Westpac of any possible error or unauthorised transaction

DATE	TRANSACTION DESCRIPTION	DEBIT	CREDIT	BALANCE
29/04/22	STATEMENT OPENING BALANCE			14,151.89
✓ 03/05/22	Deposit Pma Withdrawals Is Pma Funds		25.20	14,177.09
✓ 13/05/22	Deposit Pma Withdrawals Is Pma Funds		202.08	14,379.17
✓ 31/05/22	Interest Paid		0.12	14,379.29
✓ 30/06/22	Interest Paid		0.11	14,379.40
✓ 04/07/22	Withdrawal Online 7219764 Bpay Tax Office Ato Payg July22	828.00		13,551.40
✓ 20/07/22	Deposit Dividend Ines Dst 001279741070		2,969.82	16,521.22
✓ 20/07/22	Deposit Online 2902893 Tfr Westpac Diy		4,000.00	20,521.22
✓ 20/07/22	Withdrawal Online 4889403 Bpay Investsmar Investsmart Pma	20,000.00		521.22
✓ 29/07/22	Interest Paid		0.10	521.32
29/07/22	CLOSING BALANCE			521.32



# Term Deposit

MACQUARIE BANK LIMITED  
ABN 46 008 583 542 AFSL 237502

enquiries 1300 739 980  
fax 1300 736 967  
www.macquarie.com.au



Private & Confidential  
YOGA NOMINEES PTY LTD  
155 Annangrove Rd  
ANNANGROVE NSW 2156

GPO Box 2520  
Sydney, NSW 2001

1 Shelley Street  
Sydney, NSW 2000

account name YOGA NOMINEES PTY LTD ATF YOGA SUPER FUND  
account no. 231953639

account balance **\$100,000.00**  
as at 30 Jun 23

	transactions	debits	credits	balance
21.04.23	OPENING BALANCE			100,000.00
	CLOSING BALANCE AS AT 30 JUN 23	0.00	0.00	100,000.00

### annual interest summary 2022/2023

Interest Paid to Account	0.00
Withholding Tax (non-provision of TFN/ABN)	0.00

*A/c 2006*

## YOGA NOMINEES PTY LTD <YOGA SUPER FUND A/C>

### Bank Account Movements

For the period 1 July 2022 to 30 June 2023

Date	Description	Withdrawals	Deposits	Balance
<b>Account: <u>Finclear bank account</u></b>				
08/02/2023	VGS Dividend		44.91	1,138.59
08/02/2023	VAP Dividend		79.21	1,217.80
10/02/2023	Jan-23 Income Sweep	206.32		1,011.48
15/02/2023	TCL Dividend		67.84	1,079.32
03/03/2023	IS Fee - February 2023	25.57		1,053.75
10/03/2023	Feb-23 Income Sweep	208.81		844.94
21/03/2023	APA Dividend		20.80	865.74
29/03/2023	KG UMAX DIVIDEND 29MAR23		18.36	884.10
31/03/2023	AZJ Dividend		14.00	898.10
05/04/2023	IS Fee - March 2023	27.88		870.22
12/04/2023	ALX Dividend		25.40	895.62
12/04/2023	Mar-23 Income Sweep	53.16		842.46
20/04/2023	IVV Dividend		43.22	885.68
26/04/2023	S 5 VGS @ 100.804583		499.62	1,385.30
26/04/2023	S 14 IVV @ 41.160000		571.84	1,957.14
26/04/2023	B 16 DJRE @ 19.150000	310.80		1,646.34
26/04/2023	B 4 VAP @ 77.570000	314.68		1,331.66
26/04/2023	B 21 IFRA @ 20.930000	443.93		887.73
27/04/2023	VEQ Dividend		9.16	896.89
27/04/2023	UMAX Dividend		14.96	911.85
27/04/2023	VGS Dividend		33.18	945.03
27/04/2023	IFRA Dividend		50.56	995.59
27/04/2023	VAP Dividend		69.02	1,064.61
03/05/2023	IS Fee - April 2023	27.61		1,037.00
10/05/2023	Apr-23 Income Sweep	245.50		791.50
05/06/2023	IS Fee - May 2023	28.79		762.71
30/06/2023	Closing Balance			762.71 ✓
		24,828.69	24,290.86	762.71

Transactions : 79

A/C 2010

# INVESTSMART

FUNDS MANAGEMENT LTD.

ACN 067 751 759 APFL 246441

## YOGA NOMINEES PTY LTD <YOGA SUPER FUND A/C>

### Bank Account Movements

For the period 1 July 2022 to 30 June 2023

Date	Description	Withdrawals	Deposits	Balance
<b>Account:</b>	<b><u>Finclear bank account</u></b>			
1/07/2022	Opening Balance			1,300.54
12/07/2022	IS Fee - June 2022	17.73		1,282.81
14/07/2022	DJRE Dividend		206.19	1,489.00
19/07/2022	IAA Dividend		7.88	1,496.88
19/07/2022	IVV Dividend		27.10	1,523.98
21/07/2022	VEQ Dividend		32.14	1,556.12
21/07/2022	VGS Dividend		51.00	1,607.12
21/07/2022	VAP Dividend		70.35	1,677.47
22/07/2022	UMAX Dividend		11.86	1,689.33
25/07/2022	Additional Funding		20,000.00	21,689.33
26/07/2022	B 14 UMAX @ 19.700000	280.20		21,409.13
26/07/2022	B 81 AZJ @ 3.910000	321.11		21,088.02
26/07/2022	B 58 TCL @ 14.245345	830.63		20,257.39
26/07/2022	B 17 IAA @ 87.940000	1,499.38		18,758.01
26/07/2022	B 28 VEQ @ 54.970000	1,543.56		17,214.45
26/07/2022	B 97 IFRA @ 21.840000	2,122.88		15,091.57
26/07/2022	B 123 DJRE @ 20.450000	2,519.75		12,571.82
26/07/2022	B 32 VAP @ 79.800000	2,558.00		10,013.82
26/07/2022	B 6 IVV @ 568.040000	3,412.64		6,601.18
26/07/2022	B 55 VGS @ 90.530000	4,983.55		1,617.63
28/07/2022	IFRA Dividend		35.04	1,652.67
03/08/2022	IS Fee - July 2022	20.53		1,632.14
12/08/2022	Jul-22 Income Sweep	441.56		1,190.58
25/08/2022	TCL Dividend		51.48	1,242.06
06/09/2022	IS Fee - August 2022	28.67		1,213.39
14/09/2022	Aug-22 Income Sweep	51.48		1,161.91
16/09/2022	APA Dividend		22.40	1,184.31
26/09/2022	AZJ Dividend		21.80	1,206.11
05/10/2022	ALX Dividend		14.60	1,220.71
06/10/2022	IS Fee - September 2022	26.36		1,194.35
11/10/2022	Sep-22 Income Sweep	44.20		1,150.15
18/10/2022	IVV Dividend		45.86	1,196.01
24/10/2022	UMAX Dividend		18.66	1,214.67
24/10/2022	IFRA Dividend		50.56	1,265.23
25/10/2022	VEQ Dividend		12.84	1,278.07
25/10/2022	VAP Dividend		49.71	1,327.78
25/10/2022	VGS Dividend		51.55	1,379.33
04/11/2022	IS Fee - October 2022	26.43		1,352.90
11/11/2022	Oct-22 Income Sweep	243.78		1,109.12
05/12/2022	IS Fee - November 2022	26.72		1,082.40
05/01/2023	IS Fee - December 2022	27.60		1,054.80
10/01/2023	IAA Dividend		32.25	1,087.05
10/01/2023	IVV Dividend		35.98	1,123.03
17/01/2023	DJRE Dividend		87.53	1,210.56
23/01/2023	S 27 TCL @ 13.742815		366.66	1,577.22
23/01/2023	S 7 VEQ @ 61.660402		427.22	2,004.44
23/01/2023	S 10 IAA @ 93.510712		930.71	2,935.15
23/01/2023	B 17 DJRE @ 19.279213	332.15		2,603.00
23/01/2023	B 54 ALX @ 6.805001	371.87		2,231.13
23/01/2023	B 57 AIA @ 7.871941	453.10		1,778.03
23/01/2023	B 19 IVV @ 37.889906	724.31		1,053.72
27/01/2023	IFRA Dividend		50.56	1,104.28
03/02/2023	VEQ Dividend		16.85	1,121.13
03/02/2023	IS Fee - January 2023	27.45		1,093.68

InvestSmart Bank account summary

O/Bal	\$ 1,300.54
Deposit	\$ 20,000.00
Dividends	\$ 1,494.81
Sales	\$ 2,796.05
Purchases	-\$ 23,022.54
Fees	-\$ 311.34
Income sweep	-\$ 1,494.81
C/Bal	<u>\$ 762.71</u>

Dist'ns receivable

**YOGA SUPER FUND**  
**Year ended 30 June 2022**

**30 June 2023 dist'n not banked yet**

APA dist'n	\$	0.82	
UMAX dist'n	\$	13.32	
IAA dist'n	\$	13.56	
IVV dist'n	\$	54.87	
DJRE dist'n	\$	123.81	
TCL dist'n	\$	69.85	
Vaneck dist'n	\$	57.29	
Vanguard	\$	74.61	
Vanguard	\$	54.34	
Vanguard	\$	159.67	
	\$	<u>622.14</u>	
INES dist'n for 2023 paid 25 July	\$	322.56	Per bank statement
Total dist'ns receivable	\$	<u><u>944.70</u></u>	

A/c 2104



# INVESTSMART

FUNDS MANAGEMENT LTD.

5 July 2023

ASX Limited  
ASX Market Announcements Office  
SYDNEY NSW 2000

Intelligent Investor Ethical Share Fund (Managed Fund) ("Fund")

ASX Code: INES

## Confirmed distribution and dates for the half year ended 30 June 2023

InvestSMART Funds Management Ltd, as the responsible entity of the Fund, announces that the Fund will pay a confirmed distribution of \$0.0432 per unit, for the half-year ending 30 June 2023. This distribution will be paid on or around 25 July 2023.

Estimated Tax Component	Cents/unit
Interest – subject to WHT	0.224247
Franked dividends	1.384594
Unfranked dividends	0.104171
Conduit Foreign Income	0.200121
Other domestic income	0.020302
Foreign source income (net)	0.020228
<b>Capital gains</b>	
TARP discount gains	0.012715
NTARP other gains	0.714392
NTARP - discount	0.664798
Concessional capital gains	0.677513
Non-assessable other non-attributable	0.008940
	<b>4.032021</b>
Franking credits gross up	1.850740
Foreign Income Tax offset	0.017454
DRP Unit price	\$3.0348

$$8000 \times 4.03 = \$32240$$

The Fund is AMIT and MIT compliant for taxation purposes. Final tax components will be included in the annual tax statements which will be issued shortly after the final distribution is paid.

To amend your Distribution Reinvestment Plan participation, go to: [www.linkmarketservices.com.au](http://www.linkmarketservices.com.au). Investors can download a copy of the DRP rules from the Intelligent Investor website.

Yours faithfully

Catherine Teo  
Company Secretary

## About the Intelligent Investor Ethical Share Fund (Managed Fund)

The Intelligent Investor Ethical Share Fund (Managed Fund) is an active ETF and is focused on investing in undervalued stocks chosen on Environmental, Social and Governance (ESG) factors and financial criteria to achieve medium to long-term capital growth. Please contact Mitchell Sneddon with any questions 1300 880 160.

ACN 067 751 759 AFSL 246441

WWW.INVESTSMART.COM.AU / L2 66 CLARENCE ST SYDNEY NSW 2000 / PO BOX 744 GVB NSW 1230 / 1300 880 160 SUPPORT@INVESTSMART.COM.AU



**YOGA NOMINEES PTY LTD <YOGA SUPER FUND A/C>**

**Investment Income Detailed Report**

**For the period 1 July 2022 to 30 June 2023**

Tax Effective Date	Description	Income Received	Franked Dividends	Unfranked Dividends	Franking Credits	TFN Credits	Net Foreign Income	Foreign Credits
<b>Ishares S&amp;P 500 ETF - Ishares S&amp;P 500 ETF (ASX:IVV)</b>								
03/10/2022	IVV AUD DRP	\$45.86	-	-	-	-	-	-
21/12/2022	IVV AUD DRP	\$35.98	-	-	-	-	-	-
03/04/2023	IVV AUD DRP	\$43.22	-	-	-	-	-	-
30/06/2023	IVV AUD DRP	\$54.87	-	-	-	-	-	-
	<b>Total</b>	<b>\$179.93</b>	<b>\$0.00</b>	<b>\$0.00</b>	<b>\$0.00</b>	<b>\$0.00</b>	<b>\$0.00</b>	<b>\$0.00</b>
<b>SPDR Dow Jones Global Real Estate Fund - SPDR Dow Jones Global Real Estate Fund (ASX:DJRE)</b>								
29/12/2022	DJRE AUD 0.0004 FRANKED, 30% CTR, NIL CFI, DRP	\$87.53	-	-	-	-	-	-
29/06/2023	DJRE AUD 0.0023 FRANKED, 30% CTR, DRP	\$123.81	-	-	-	-	-	-
	<b>Total</b>	<b>\$211.34</b>	<b>\$0.00</b>	<b>\$0.00</b>	<b>\$0.00</b>	<b>\$0.00</b>	<b>\$0.00</b>	<b>\$0.00</b>
<b>Transurban Group - Fully Paid Ordinary/Units Stapled Securities (ASX:TCL)</b>								
29/12/2022	TCL AUD DRP NIL DISC	\$67.84	-	-	-	-	-	-
29/06/2023	TCL AUD 0.0111946 FRANKED, 30% CTR, DRP NIL DISC	\$69.85	-	-	-	-	-	-
	<b>Total</b>	<b>\$137.69</b>	<b>\$0.00</b>	<b>\$0.00</b>	<b>\$0.00</b>	<b>\$0.00</b>	<b>\$0.00</b>	<b>\$0.00</b>
<b>Vaneck Fise Global Infrastructure (Hedged) ETF - Vaneck Fise Global Infrastructure (Hedged) ETF (ASX:IFRA)</b>								
03/10/2022	IFRA AUD DRP	\$50.56	-	-	-	-	-	-
03/01/2023	IFRA AUD DRP	\$50.56	-	-	-	-	-	-
03/04/2023	IFRA AUD DRP	\$50.56	-	-	-	-	-	-
30/06/2023	IFRA AUD DRP	\$57.29	-	-	-	-	-	-
	<b>Total</b>	<b>\$208.97</b>	<b>\$0.00</b>	<b>\$0.00</b>	<b>\$0.00</b>	<b>\$0.00</b>	<b>\$0.00</b>	<b>\$0.00</b>
<b>Vanguard Australian Property Securities Index ETF - Vanguard Australian Property Securities Index ETF (ASX:VAP)</b>								
03/10/2022	VAP AUD EST 0.0348 FRANKED, 30% CTR, 0.0001 CFI,	\$49.71	-	-	-	-	-	-
03/01/2023	VAP AUD EST 0.1089 FRANKED, 30% CTR, DRP	\$79.21	-	-	-	-	-	-

Dist'ns receivable.

**YOGA NOMINEES PTY LTD <YOGA SUPER FUND A/C>**

**Investment Income Detailed Report**

**For the period 1 July 2022 to 30 June 2023**

Tax Effective Date	Description	Income Received	Franked Dividends	Unfranked Dividends	Franking Credits	TFN Credits	Net Foreign Income	Foreign Credits
03/04/2023	VAP AUD EST 0.1274 FRANKED, 30% CTR, NIL CFI, DR	\$69.02	-	-	-	-	-	-
30/06/2023	VAP AUD DRP	\$74.61	-	-	-	-	-	-
	<b>Total</b>	<b>\$272.55</b>	<b>\$0.00</b>	<b>\$0.00</b>	<b>\$0.00</b>	<b>\$0.00</b>	<b>\$0.00</b>	<b>\$0.00</b>
<b>Vanguard Fts Europe Shares ETF - Vanguard Fts Europe Shares ETF (ASX:VEQ)</b>								
03/10/2022	VEQ AUD DRP	\$12.84	-	-	-	-	-	-
03/01/2023	VEQ AUD DRP	\$16.85	-	-	-	-	-	-
03/04/2023	VEQ AUD DRP	\$9.16	-	-	-	-	-	-
30/06/2023	VEQ AUD DRP	\$54.34	-	-	-	-	-	-
	<b>Total</b>	<b>\$93.19</b>	<b>\$0.00</b>	<b>\$0.00</b>	<b>\$0.00</b>	<b>\$0.00</b>	<b>\$0.00</b>	<b>\$0.00</b>
<b>Vanguard MSCI Index International Shares ETF - Vanguard MSCI Index International Shares ETF (ASX:VGS)</b>								
03/10/2022	VGS AUD DRP	\$51.55	-	-	-	-	-	-
03/01/2023	VGS AUD DRP	\$44.91	-	-	-	-	-	-
03/04/2023	VGS AUD DRP	\$33.18	-	-	-	-	-	-
30/06/2023	VGS AUD DRP	\$159.67	-	-	-	-	-	-
	<b>Total</b>	<b>\$289.31</b>	<b>\$0.00</b>	<b>\$0.00</b>	<b>\$0.00</b>	<b>\$0.00</b>	<b>\$0.00</b>	<b>\$0.00</b>

NOTE: as the tax components are not always recorded for each distribution event, please refer to the Distribution Reconciliation Report for distribution tax details

**Dividend**

**Aurizon Holdings Limited (ASX:AZJ)**

21/09/2022	AZJ AUD 0.109 FRANKED, 30% CTR	\$21.80	\$21.80	\$0.00	\$9.34	\$0.00	\$0.00	\$0.00
29/03/2023	AZJ AUD 0.07 FRANKED, 30% CTR	\$14.00	\$14.00	\$0.00	\$6.00	\$0.00	\$0.00	\$0.00
	<b>Total</b>	<b>\$35.80</b>	<b>\$35.80</b>	<b>\$0.00</b>	<b>\$15.34</b>	<b>\$0.00</b>	<b>\$0.00</b>	<b>\$0.00</b>

**Transurban Group - Fully Paid Ordinary/Units Stapled Securities (ASX:TCL)**

Dist'n's receivable



**YOGA SUPERFUND  
MOVEMENT SUMMARY REPORT AT 30 JUNE 2023**

HIN: X0067349059

PCode 2156

Reconciles to Westpac Securities

INVESTMENT		O/BAL QTY	O/BAL COST	O/BAL MARKET	ADDITIONS QTY	DATE PURCHASED	COST	DISPOSALS QTY	DATE DISPOSED	RECEIVED	COST OF SALES	GAIN/(LOSS)	C/BAL QTY	COST	PER UNIT MARKET	AS AT 30/6/23 MARKET
<b>MANAGED FUNDS</b>																
InvestSMART Ethical Share Fund	INES	8,000	\$19,915.98	\$23,600.00									8,000	\$19,915.98	\$3.03	\$24,240.00
(this is on Registry Direct HIN is the same as above <a href="https://www.registrydirect.com.au/">https://www.registrydirect.com.au/</a> )																
<b>TOTAL</b>		<b>8,000</b>	<b>\$19,915.98</b>	<b>\$23,600.00</b>	-		-						<b>8,000</b>	<b>\$19,915.98</b>		<b>\$24,240.00</b>
\$4,324.02																
<b>LIMITED BY GUARANTEE</b>																
ClearSky Solar Investments		37.50	\$3,750.00	\$3,750.00	75	22/03/2023	\$10,000.00	3.01	17/08/2022	\$300.51	\$301.00	(\$0.49)				
								3.11	18/11/2022	\$311.11	\$311.00	\$0.11				
								3.26	20/02/2023	\$325.88	\$326.00	(\$0.12)				
								3.12	18/05/2023	\$312.50	\$312.00	\$0.50	100.00	\$12,500.00	\$100.00	\$10,000.00
<b>TOTAL</b>		<b>37.50</b>	<b>\$3,750.00</b>	<b>\$3,750.00</b>	<b>75</b>		<b>\$10,000.00</b>	<b>12.50</b>		<b>\$1,250.00</b>	<b>\$1,250.00</b>	<b>\$0.00</b>	<b>100.00</b>	<b>\$12,500.00</b>		<b>\$10,000.00</b>
(\$2,500.00)																
Use the transaction account from InvestSmart to record the buys and sells																
Reconciles to InvestSmart report																
<b>InvestSMART Professionally Managed Accounts</b>																
Ishares Asia 50 ETF	IAA	11	\$1,254.86	\$1,001.88	17	26/07/2022	\$1,499.38	10	23/01/2023	\$ 930.71	\$ 1,140.78	-\$ 210.07	18	\$1,613.46		\$1,625.40
Ishares S7P 500 ETF	IVV	13	\$6,871.06	\$7,162.09	272	26/07/2022	\$3,412.64	14	26/04/2023	\$ 571.84	\$ 6,883.61	-\$ 6,311.77	290	\$4,124.40		\$12,890.50
					19	23/01/2023	\$724.31									
Beetashares S&P 500 Yield Maximiser FI UMAX		34	\$649.80	\$656.88	14	26/07/2022	\$280.20						48	\$930.00		\$1,022.88
Transurban	TCL	198	\$2,703.39	\$2,847.24	58	26/06/2022	\$830.63	27	23/01/2023	\$ 366.66	\$ 368.64	-\$ 1.98	229	\$3,165.38		\$3,263.25
Vanguard Ftse Europe Shares ETF	VEQ	36	\$2,202.94	\$1,996.56	28	26/07/2022	\$1,543.56	7	23/01/2023	\$ 427.22	\$ 428.35	-\$ 1.13	57	\$ 3,318.15		\$3,774.54
Vanguard Aus Prop Sec	VAP	54	\$4,915.17	\$4,104.00	32	26/07/2022	\$2,558.00						90	\$ 7,787.85		\$6,957.00
					4	26/07/2022	\$314.68									
Vaneck Ftse Global Infra	IFRA	219	\$4,636.46	\$4,708.50	97	26/07/2022	\$2,122.88						337	\$ 7,203.27		\$6,807.40
					21	26/07/2022	\$443.93									
SPDR Dowjones	DJRE	211	\$4,955.01	\$4,205.23	123	26/07/2022	\$2,519.75						367	\$ 8,117.71		\$7,031.72
					16	26/07/2023	\$310.80									
					17	23/01/2023	\$332.15									
Aurizon	AZI	119	\$473.21	\$452.20	81	26/07/2022	\$321.11						200	\$ 794.32		\$784.00
APA	APA	80	\$686.95	\$901.60									80	\$ 686.95		\$775.20
Atlas Arteria	ALX	73	\$487.64	\$588.38	54	23/01/2023	\$371.87						127	\$ 859.51		\$788.67
Auckland Int Airport	AIA	64	\$437.76	\$414.72	57	23/01/2023	\$453.10						121	\$ 890.86		\$949.85
Vanguard MSCI Index Int'l Shares ETF	VGS	93	\$8,327.09	\$8,240.73	55	26/07/2022	\$4,983.55	5	26/04/2023	\$ 499.62	\$ 447.69	\$ 51.93	143	\$ 12,862.95		\$15,235.22
<b>TOTAL</b>		<b>1,205</b>	<b>\$38,601.34</b>	<b>\$37,280.01</b>	<b>965</b>		<b>\$23,022.54</b>	<b>63.00</b>		<b>\$2,796.05</b>	<b>\$9,269.07</b>	<b>(\$6,473.02)</b>	<b>2,107</b>	<b>\$52,354.81</b>		<b>\$61,905.63</b>
\$9,550.82																

**YOGA SUPERFUND  
YEAR ENDED 30 JUNE 2023**

2023 GT fees accrued	\$ 2,673.00
2023 Audit fees accrued	\$ 330.00
30 June 2023 Ledger Balance	<u><u>\$ 3,003.00</u></u>

A/c 3141

**YOGA SUPERFUND**  
**YEAR ENDED 30 JUNE 2023**

For 2023 this SMSF was in full Accumulation phase

**TAX RECONCILIATION**

		<b>Exempt</b>	<b>Taxable</b>
		0.00%	100.00%
INCOME			
Dividends Franked	\$2,470.70	\$ -	\$ 2,470.70
Franking credits	\$1,058.87	\$ -	\$ 1,058.87
Dividends Unfranked	\$639.57	\$ -	\$ 639.57
Interest - Banks	\$2,070.76	\$ -	\$ 2,070.76
Trust distributions	\$470.62	\$ -	
Trust distributions	\$1,463.02	\$ -	
Other income	\$299.18	\$ -	\$ 299.18
Member taxable Cont'n - D Simpson	\$25,000.00	\$ -	\$ 25,000.00
Member taxable Cont'n - D Finnegan	\$25,000.00	\$ -	\$ 25,000.00
ATO Co-Cont'n - D Finnegan	-	\$ -	
Profit on sale of shares	(\$9,470.80)		
Unrealised Gain/Loss	\$19,395.41		
<b>TOTAL INCOME</b>	<b>\$68,397.33</b>	<b>\$ -</b>	<b>\$ 56,539.08</b>
<b>TOTAL EXPENSES</b>	<b>(\$3,332.00)</b>	<b>\$ -</b>	<b>\$ (3,332.00)</b>
<b>NET INCOME</b>	<b>\$65,065.33</b>	<b>-</b>	<b>\$53,207.08</b>
<b>NET PROFIT PER LEDGER</b>	<b>\$64,065.73</b>		
<b>DIFF</b>	<b>\$999.60</b>		
<b>ADJUSTMENTS</b>			
PROFIT/LOSS ON REVALUATION	(\$19,395.41)	\$ (19,395.41)	\$ -
CAPITAL GAIN	\$9,470.80	\$ 9,470.80	\$ -
TRUST DISTRIBUTIONS	(\$1,933.64)	\$ (1,933.64)	
TAXABLE TRUST DISTRIBUTIONS	\$1,645.89		\$ 1,645.89
NON TAXABLE INCOME	(\$10,212.36)	(\$11,858.25)	\$1,645.89
PLUS TAXABLE CAPITAL GAIN			\$ -
<b>TAXABLE INCOME</b>	<b>\$54,852.97</b>		<b>\$54,852.97</b>
TAXABLE INCOME			\$54,853.00
Tax on Contributions			(\$7,500.00)
Tax on Earnings			(\$727.95)
Franking Credits			\$1,223.43
Foreign Tax Credits			\$130.91
TFN w/h Credits			-
PAYG INSTALMENT PAID			\$3,863.00
<b>NET TAX PAYABLE/REFUNDABLE</b>			<b>(\$3,010.61)</b>
PLUS SUPERVISORY LEVY PAYABLE			(\$259.00)
<b>TAX PAYABLE/REFUNDABLE AS PER TAX RETURN</b>			<b>(\$3,269.61)</b>

<b>Capital Gains</b>	
Capital gains/loss from shares	(\$2,998)
Capital gains/loss from managed funds	(\$6,473)
Distributed capital gains	\$361
Clear Sky capital gain/loss	\$0
Capital losses B/F	(\$2,928)
Capital losses C/F	(\$12,039)





**Australian Government**  
**Australian Taxation Office**

**Agent** GOODMANTAYLOR  
**Client** THE TRUSTEE FOR YOGA SUPER  
FUND  
**ABN** 48 925 379 006

## Activity statement 001

---

### Tax type summary

---

**Financial Year** 2023  
**Period** 01 July 2022 - 30 June 2023

### Type

---

<b>Description</b>	<b>Balance</b>
Pay as you go Instalments	\$3,863.00 DR
Total net assessable interest income	\$7.20 CR
Total net deductible interest expense	\$7.20 DR

---



**Australian Government**  
**Australian Taxation Office**

**Agent** GOODMANTAYLOR  
**Client** THE TRUSTEE FOR YOGA SUPER  
FUND  
**ABN** 48 925 379 006

## Income tax 552

<b>Date generated</b>	15 September 2023
<b>Overdue</b>	\$0.00
<b>Not yet due</b>	\$0.00
<b>Balance</b>	\$0.00

## Transactions

7 results found - from **15 September 2021** to **15 September 2023** sorted by **processed date** ordered **newest to oldest**

Processed date	Effective date	Description	Debit (DR)	Credit (CR)	Balance
16 Aug 2023	21 Aug 2023	EFT refund for Income Tax for the period from 01 Jul 21 to 30 Jun 22	\$3.07		\$0.00
5 Jun 2023	15 May 2023	Interest for early payment of Income Tax		\$3.07	\$3.07 CR
3 Jun 2023	15 May 2023	Tax return Self Man Superfund - Income Tax for the period from 01 Jul 21 to 30 Jun 22	\$530.87		\$0.00
15 Mar 2023	15 Mar 2023	General interest charge			\$530.87 CR
15 Mar 2023	14 Mar 2023	Payment received		\$2,437.55	\$530.87 CR
15 Mar 2023	1 Jul 2022	General interest charge			\$1,906.68 DR
1 Mar 2023	16 May 2022	Tax return Self Man Superfund - Income Tax for the period from 01 Jul 20 to 30 Jun 21	\$1,906.68		\$1,906.68 DR



**Australian Government**  
**Australian Taxation Office**

**Agent** GOODMANTAYLOR  
**Client** THE TRUSTEE FOR YOGA SUPER  
 FUND  
**ABN** 48 925 379 006

## Activity statement 001

<b>Date generated</b>	15 September 2023
<b>Overdue</b>	\$0.00
<b>Not yet due</b>	\$0.00
<b>Balance</b>	\$0.00

## Transactions

22 results found - from 15 September 2021 to 15 September 2023 sorted by processed date ordered newest to oldest

Processed date	Effective date	Description	Debit (DR)	Credit (CR)	Balance
30 Jul 2023	28 Jul 2023	Original Activity Statement for the period ending 30 Jun 23		\$0.00	\$0.00
30 Apr 2023	30 Apr 2023	General interest charge			\$0.00
30 Apr 2023	28 Apr 2023	Original Activity Statement for the period ending 31 Mar 23 - PAYG Instalments	\$2,175.00		\$0.00
24 Apr 2023	21 Apr 2023	Payment received		\$2,175.00	\$2,175.00 CR
6 Mar 2023	6 Mar 2023	General interest charge			\$0.00
5 Mar 2023	28 Feb 2023	Original Activity Statement for the period ending 31 Dec 22 - PAYG Instalments	\$844.00		\$0.00
1 Mar 2023	27 Feb 2023	Payment received		\$844.00	\$844.00 CR
30 Oct 2022	30 Oct 2022	General interest charge			\$0.00
30 Oct 2022	28 Oct 2022	Original Activity Statement for the period ending 30 Sep 22 - PAYG Instalments	\$844.00		\$0.00
10 Oct 2022	7 Oct 2022	Payment received		\$844.00	\$844.00 CR
31 Jul 2022	31 Jul 2022	General interest charge			\$0.00



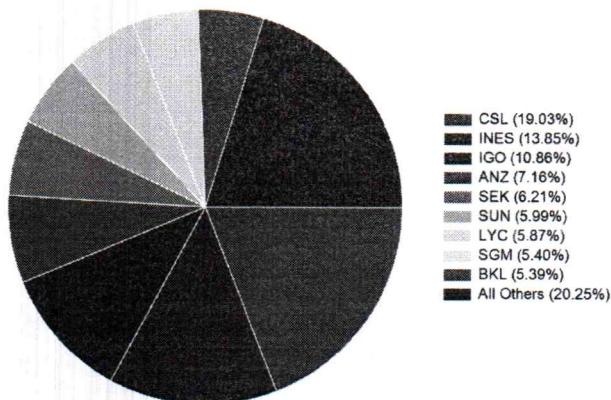
# FINANCIAL YEAR SUMMARY

1 JULY 2022 - 30 JUNE 2023

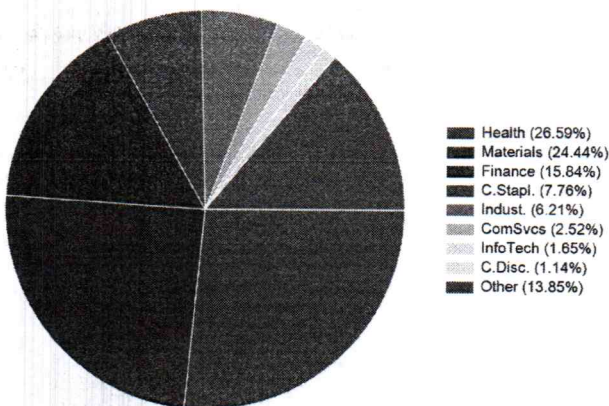
Portfolio Valuation	Account Number	Account Name	Value as at 30 June 2023
Shares	6277243	YOGA NOMINEES PTY LTD <YOGA SUPER FUND A/C>	\$174,956.06
DIY Super Working Account	322485	YOGA SUPER FUND	\$568.23
<b>TOTAL PORTFOLIO VALUE</b>			<b>\$175,524.29</b>

## Allocation as at 30 June 2023

### Shares in your portfolio



### Sectors in your portfolio



Estimated Interest & Dividends	2022-2023 Financial Year
Est. Franked Dividends	\$2,491.82
Est. Unfranked Dividends	\$3,588.29
Est. Franking Credits	\$1,067.93
Est. Interest Received from Interest Rate Securities	\$0.00
DIY Super Working Account Interest	\$36.60
<b>TOTAL INCOME</b>	<b>\$6,116.71</b>

Fees & Charges	2022-2023 Financial Year
Total Brokerage (inc. GST)	\$59.85
Total Subscriptions (inc. GST)	\$0.00
Other Fees (inc. GST)	Nil
<b>TOTAL FEES &amp; CHARGES</b>	<b>\$59.85</b>

#### NOTE:

The Total Fees and Charges amount shown in the Fees and Charges table in this statement does not include linked Cash Investment Account (CIA) or DIY Super Working account fees (as applicable). The Interest amount in the Estimated Interest and Dividends table in this statement shows the interest earned on funds held in your CIA or DIY Super Working account (as applicable). The Interest shown is net of any non-resident or TFN withholding tax (if applicable). Please refer to your CIA or DIY Super Working account bank statements for full details of your account transactions, including fees, interest and amounts deducted for applicable taxes (if any).

#### DISCLAIMER

This statement relates to Westpac Share Trading activities which are provided through Westpac Securities Limited ABN 39 087 924 221, AFSL 233723 (Westpac Securities) by Australian Investment Exchange Limited (AUSIEX) ABN 71 076 515 930, AFSL 241400, a Market Participant of ASX Limited and Cboe Australia Pty Ltd, a Clearing Participant of ASX Clear Pty Limited and a Settlement Participant of ASX Settlement Pty Limited. Information contained in this statement is believed to be accurate at the time the statement is generated. Westpac Securities and its related entities do not accept any liability for any errors or omissions contained in this statement, or any responsibility for any action taken in reliance on this statement. This statement is a summary document only and it is not intended to replace any document which contains information that may be required for taxation purposes. It does not constitute tax advice. Although we can give you information about your accounts, we are unable to give you tax advice. If you need more information to complete your tax return, please consult your accountant or tax adviser to obtain professional tax advice. You should retain your CHESS statements, dividend statements, confirmation contract notes and bank account statements for income tax purposes. If there are any errors in this statement, please contact us on 13 13 31 (within Australia) or +61 2 8241 0208 (outside Australia), Monday to Friday between 8am and 7pm (AEST).



# PORTFOLIO VALUATION

30 JUNE 2023

SHARES - 6277243 - HIN 67349059

YOGA NOMINEES PTY LTD <YOGA SUPER FUND A/C>

Portfolio	Units	Unit Price	Portfolio Value	% of Portfolio
AMA - AMA GROUP LIMITED FPO (ORDINARY FULLY PAID)	20,000 ✓	\$0.1000	\$2,000.00	1.14%
ANZ - ANZ GROUP HOLDINGS FPO (ORDINARY FULLY PAID)	528 ✓	\$23.7100	\$12,518.88	7.13%
APX - APPEN LIMITED FPO (ORDINARY FULLY PAID)	400 ✓	\$2.3900	\$956.00	0.54%
BEN - BENDIGO AND ADELAIDE FPO (ORDINARY FULLY PAID)	548 ✓	\$8.5900	\$4,707.32	2.68%
BKL - BLACKMORES LIMITED FPO (ORDINARY FULLY PAID)	100 ✓	\$94.2400	\$9,424.00	5.37%
BLD - BORAL LIMITED. FPO (ORDINARY FULLY PAID)	1,000 ✓	\$4.0300	\$4,030.00	2.30%
CAJ - CAPITOL HEALTH FPO (ORDINARY FULLY PAID)	8,109 ✓	\$0.2700	\$2,189.43	1.25%
CSL - CSL LIMITED FPO (ORDINARY FULLY PAID)	120 ✓	\$277.3800	\$33,285.60	18.96%
IGO - IGO LIMITED FPO (ORDINARY FULLY PAID)	1,250 ✓	\$15.2000	\$19,000.00	10.82%
INES - INTLLGNT INV ETH SH TMF UNITS (INTELLIGENT INVESTOR ETHL SHRE FUND (MANAGED FUND))	✓ 8,000	\$3.0300	\$24,240.00	13.81%
IRI - INTEGRATED RESEARCH FPO (ORDINARY FULLY PAID)	5,000 ✓	\$0.3850	\$1,925.00	1.10%
LYC - LYNAS RARE EARTHS FPO (ORDINARY FULLY PAID)	1,500 ✓	\$6.8500	\$10,275.00	5.85%
NAN - NANOSONICS LIMITED FPO (ORDINARY FULLY PAID)	1,500 ✓	\$4.7400	\$7,110.00	4.05%
SEK - SEEK LIMITED FPO (ORDINARY FULLY PAID)	500 ✓	\$21.7200	\$10,860.00	6.19%
SGM - SIMS LIMITED FPO (ORDINARY FULLY PAID)	600 ✓	\$15.7500	\$9,450.00	5.38%
SHV - SELECT HARVESTS FPO (ORDINARY FULLY PAID)	1,000 ✓	\$4.1500	\$4,150.00	2.36%
SPL - STARPHARMA HOLDINGS FPO (ORDINARY FULLY PAID)	12,700 ✓	\$0.3100	\$3,937.00	2.24%
SUN - SUNCORP GROUP LTD FPO (ORDINARY FULLY PAID)	777 ✓	\$13.4900	\$10,481.73	5.97%
TLS - TELSTRA GROUP FPO (ORDINARY FULLY PAID)	1,027 ✓	\$4.3000	\$4,416.10	2.52%
		<b>Sub Total</b>	<b>\$174,956.06</b>	<b>99.68%</b>

## Cash Account

	Portfolio Value	% of Portfolio
WBC DIY SUPER WORKING - 322485	\$568.23	0.32%
<b>TOTAL</b>	<b>\$175,524.29</b>	<b>100.00%</b>

NOTE:  
The Total Fees and Charges amount shown in the Fees and Charges table in this statement does not include linked Cash Investment Account (CIA) or DIY Super Working account fees (as applicable).  
The Interest amount in the Interest and Estimated Dividends table in this statement shows the interest earned on funds held in your CIA or DIY Super Working account (as applicable). The Interest shown is net of any non-resident or TFN withholding tax (if applicable).  
Please refer to your CIA or DIY Super Working account bank statements for full details of your account transactions, including fees, interest and amounts deducted for applicable taxes (if any).

DISCLAIMER  
This statement relates to Westpac Share Trading activities which are provided through Westpac Securities Limited ABN 39 087 924 221, AFSL 233723 (Westpac Securities) by Australian Investment Exchange Limited (AUSIEX) ABN 71 076 515 930, AFSL 241400, a Market Participant of ASX Limited and Cboe Australia Pty Ltd, a Clearing Participant of ASX Clear Pty Limited and a Settlement Participant of ASX Settlement Pty Limited.  
Information contained in this statement is believed to be accurate at the time the statement is generated. Westpac Securities and its related entities do not accept any liability for any errors or omissions contained in this statement, or any responsibility for any action taken in reliance on this statement. This statement is a summary document only and it is not intended to replace any document which contains information that may be required for taxation purposes. It does not constitute tax advice. Although we can give you information about your accounts, we are unable to give you tax advice. If you need more information to complete your tax return, please consult your accountant or tax adviser to obtain professional tax advice. You should retain your CHESS statements, dividend statements, confirmation contract notes and bank account statements for income tax purposes. If there are any errors in this statement, please contact us on 13 13 31 (within Australia) or +61 2 8241 0208 (outside Australia), Monday to Friday between 8am and 7pm (AEST).



# TRANSACTION SUMMARY

1 JULY 2022 - 30 JUNE 2023

SHARES - 6277243 - HIN 67349059

Total Buys and Sells

2022 - 2023 Financial Year

YOGA NOMINEES PTY LTD <YOGA SUPER FUND A/C>

Total Buys (inc. Brokerage + GST) \$12,769.95

Total Sells (inc. Brokerage + GST) \$7,626.10

## BWX - BWX LIMITED FPO (ORDINARY FULLY PAID)

Date	Type	Quantity	Unit Price	Trade Value	Brokerage+GST	GST	CNote	Total Value
13-Mar-2023	Sell	-1,200	\$0.2050	-\$246.00	\$19.95	\$1.81	40265747	-\$226.05
<b>Sub Total</b>					<b>\$19.95</b>	<b>\$1.81</b>		<b>-\$226.05</b>

## LYC - LYNAS RARE EARTHS FPO (ORDINARY FULLY PAID)

Date	Type	Quantity	Unit Price	Trade Value	Brokerage+GST	GST	CNote	Total Value
31-Aug-2022	Buy	1,500	\$8.5000	\$12,750.00	\$19.95	\$1.81	39205244	\$12,769.95
<b>Sub Total</b>					<b>\$19.95</b>	<b>\$1.81</b>		<b>\$12,769.95</b>

## QAN - QANTAS AIRWAYS FPO (ORDINARY FULLY PAID)

Date	Type	Quantity	Unit Price	Trade Value	Brokerage+GST	GST	CNote	Total Value
12-Sep-2022	Sell	-1,400	\$5.3000	-\$7,420.00	\$19.95	\$1.81	39269752	-\$7,400.05
<b>Sub Total</b>					<b>\$19.95</b>	<b>\$1.81</b>		<b>-\$7,400.05</b>

The transaction summary is only able to display information available to us. Transactions regarding corporate actions or stock transfers are not included and can be found on your statements as issued by the company or the share registry. Transactions for Issuer Sponsored holdings are not included in this summary. Links to some of the key share registries can be found below:

Computershare (<http://www.computershare.com/au/Pages/default.aspx>)  
Link Market Services (<https://investorcentre.linkmarketservices.com.au/Login.aspx/Login>)  
Automic Group Registrars (<https://www.automicgroup.com.au/>)  
Advanced Share Registry Services (<http://www.advancedshare.com.au/Home.aspx>)

### DISCLAIMER

This statement relates to Westpac Share Trading activities which are provided through Westpac Securities Limited ABN 39 087 924 221, AFSL 233723 (Westpac Securities) by Australian Investment Exchange Limited (AUSIEX) ABN 71 076 515 930, AFSL 241400, a Market Participant of ASX Limited and Cboe Australia Pty Ltd, a Clearing Participant of ASX Clear Pty Limited and a Settlement Participant of ASX Settlement Pty Limited.

Information contained in this statement is believed to be accurate at the time the statement is generated. Westpac Securities and its related entities do not accept any liability for any errors or omissions contained in this statement, or any responsibility for any action taken in reliance on this statement. This statement is a summary document only and it is not intended to replace any document which contains information that may be required for taxation purposes. It does not constitute tax advice. Although we can give you information about your accounts, we are unable to give you tax advice. If you need more information to complete your tax return, please consult your accountant or tax adviser to obtain professional tax advice. You should retain your CHESS statements, dividend statements, confirmation contract notes and bank account statements for income tax purposes. If there are any errors in this statement, please contact us on 13 13 31 (within Australia) or +61 2 8241 0208 (outside Australia), Monday to Friday between 8am and 7pm (AEST).



# INTEREST & ESTIMATED DIVIDEND SUMMARY

1 JULY 2022 - 30 JUNE 2023

SHARES - 6277243 - HIN 67349059

YOGA NOMINEES PTY LTD <YOGA SUPER FUND A/C>

## Estimated Dividend Summary

### ANZ - ANZ GROUP HOLDINGS FPO (ORDINARY FULLY PAID)

Ex-div date	Payment Date	Type	Dividend per share	Units	Est. Unfranked Amount	Est. Franked Amount	Est. Total Dividend	Est. Franking Credit
07-Nov-2022	15-Dec-2022	Final	\$0.7400	528	\$0.00	\$390.72	\$390.72 ✓	\$167.45
09-May-2022	01-Jul-2022	Interim	\$0.7200	528	\$0.00	\$380.16	\$380.16 ✓	\$162.93
<b>Sub Total</b>					<b>\$0.00</b>	<b>\$770.88</b>	<b>\$770.88</b>	<b>\$330.38</b>

### BEN - BENDIGO AND ADELAIDE FPO (ORDINARY FULLY PAID)

Ex-div date	Payment Date	Type	Dividend per share	Units	Est. Unfranked Amount	Est. Franked Amount	Est. Total Dividend	Est. Franking Credit
06-Mar-2023	31-Mar-2023	Interim	\$0.2900	548	\$0.00	\$158.92	\$158.92 ✓	\$68.11
05-Sep-2022	29-Sep-2022	Final	\$0.2650	548	\$0.00	\$145.22	\$145.22 ✓	\$62.24
<b>Sub Total</b>					<b>\$0.00</b>	<b>\$304.14</b>	<b>\$304.14</b>	<b>\$130.35</b>

### BKL - BLACKMORES LIMITED FPO (ORDINARY FULLY PAID)

Ex-div date	Payment Date	Type	Dividend per share	Units	Est. Unfranked Amount	Est. Franked Amount	Est. Total Dividend	Est. Franking Credit
08-Mar-2023	28-Mar-2023	Interim	\$0.8700	100	\$0.00	\$87.00	\$87.00 ✓	\$37.29
31-Aug-2022	19-Sep-2022	Final	\$0.3200	100	\$0.00	\$32.00	\$32.00 ✓	\$13.71
<b>Sub Total</b>					<b>\$0.00</b>	<b>\$119.00</b>	<b>\$119.00</b>	<b>\$51.00</b>

### CAJ - CAPITOL HEALTH FPO (ORDINARY FULLY PAID)

Ex-div date	Payment Date	Type	Dividend per share	Units	Est. Unfranked Amount	Est. Franked Amount	Est. Total Dividend	Est. Franking Credit
01-Mar-2023	31-Mar-2023	Interim	\$0.0050	8,109	\$0.00	\$40.55	\$40.55 ✓	\$17.38
21-Sep-2022	21-Oct-2022	Final	\$0.0050	8,109	\$0.00	\$40.55	\$40.55 ✓	\$17.38
<b>Sub Total</b>					<b>\$0.00</b>	<b>\$81.10</b>	<b>\$81.10</b>	<b>\$34.76</b>

### CSL - CSL LIMITED FPO (ORDINARY FULLY PAID)

Ex-div date	Payment Date	Type	Dividend per share	Units	Est. Unfranked Amount	Est. Franked Amount	Est. Total Dividend	Est. Franking Credit
09-Mar-2023	05-Apr-2023	Interim	\$1.6215	120	\$194.57	\$0.00	\$194.57 ✓	\$0.00
06-Sep-2022	05-Oct-2022	Final	\$1.7583	120	\$189.90	\$21.10	\$211.00 ✓	\$9.04
<b>Sub Total</b>					<b>\$384.47</b>	<b>\$21.10</b>	<b>\$405.57</b>	<b>\$9.04</b>

**IGO - IGO LIMITED FPO (ORDINARY FULLY PAID)**

Ex-div date	Payment Date	Type	Dividend per share	Units	Est. Unfranked Amount	Est. Franked Amount	Est. Total Dividend	Est. Franking Credit
16-Mar-2023	31-Mar-2023	Interim	\$0.1400	1,250	\$0.00	\$175.00	\$175.00 ✓	\$75.00
15-Sep-2022	30-Sep-2022	Final	\$0.0500	1,250	\$0.00	\$62.50	\$62.50 ✓	\$26.79
<b>Sub Total</b>					<b>\$0.00</b>	<b>\$237.50</b>	<b>\$237.50</b>	<b>\$101.79</b>

**INES - INTLLGNT INV ETH SH TMF UNITS (INTELLIGENT INVESTOR ETHL SHRE FUND (MANAGED FUND))**

Ex-div date	Payment Date	Type	Dividend per share	Units	Est. Unfranked Amount	Est. Franked Amount	Est. Total Dividend	Est. Franking Credit
29-Jun-2022	20-Jul-2022	Final	\$0.3712	8,000	\$2,969.82	\$0.00	\$2,969.82	\$0.00
<b>Sub Total</b>					<b>\$2,969.82</b>	<b>\$0.00</b>	<b>\$2,969.82</b>	<b>\$0.00</b>

**SEK - SEEK LIMITED FPO (ORDINARY FULLY PAID)**

Ex-div date	Payment Date	Type	Dividend per share	Units	Est. Unfranked Amount	Est. Franked Amount	Est. Total Dividend	Est. Franking Credit
22-Mar-2023	05-Apr-2023	Interim	\$0.2400	500	\$0.00	\$120.00	\$120.00 ✓	\$51.43
07-Sep-2022	04-Oct-2022	Final	\$0.2100	500	\$0.00	\$105.00	\$105.00 ✓	\$45.00
<b>Sub Total</b>					<b>\$0.00</b>	<b>\$225.00</b>	<b>\$225.00</b>	<b>\$96.43</b>

**SGM - SIMS LIMITED FPO (ORDINARY FULLY PAID)**

Ex-div date	Payment Date	Type	Dividend per share	Units	Est. Unfranked Amount	Est. Franked Amount	Est. Total Dividend	Est. Franking Credit
06-Mar-2023	22-Mar-2023	Interim	\$0.1400	600	\$84.00	\$0.00	\$84.00 ✓	\$0.00
04-Oct-2022	19-Oct-2022	Final	\$0.5000	600	\$150.00	\$150.00	\$300.00 ✓	\$64.29
<b>Sub Total</b>					<b>\$234.00</b>	<b>\$150.00</b>	<b>\$384.00</b>	<b>\$64.29</b>

**SHV - SELECT HARVESTS FPO (ORDINARY FULLY PAID)**

Ex-div date	Payment Date	Type	Dividend per share	Units	Est. Unfranked Amount	Est. Franked Amount	Est. Total Dividend	Est. Franking Credit
08-Dec-2022	03-Feb-2023	Final	\$0.0200	1,000	\$0.00	\$20.00	\$20.00 ✓	\$8.57
<b>Sub Total</b>					<b>\$0.00</b>	<b>\$20.00</b>	<b>\$20.00</b>	<b>\$8.57</b>

**SUN - SUNCORP GROUP LTD FPO (ORDINARY FULLY PAID)**

Ex-div date	Payment Date	Type	Dividend per share	Units	Est. Unfranked Amount	Est. Franked Amount	Est. Total Dividend	Est. Franking Credit
14-Feb-2023	31-Mar-2023	Interim	\$0.3300	777	\$0.00	\$256.41	\$256.41 ✓	\$109.89
12-Aug-2022	21-Sep-2022	Final	\$0.1700	777	\$0.00	\$132.09	\$132.09 ✓	\$56.61
<b>Sub Total</b>					<b>\$0.00</b>	<b>\$388.50</b>	<b>\$388.50</b>	<b>\$166.50</b>



## TLS - TELSTRA GROUP FPO (ORDINARY FULLY PAID)

Ex-div date	Payment Date	Type	Dividend per share	Units	Est. Unfranked Amount	Est. Franked Amount	Est. Total Dividend	Est. Franking Credit
01-Mar-2023	31-Mar-2023	Interim	\$0.0850	1,027	\$0.00	\$87.30	\$87.30 ✓	\$37.41
24-Aug-2022	21-Sep-2022	Final	\$0.0850	1,027	\$0.00	\$87.30	\$87.30 ✓	\$37.41
<b>Sub Total</b>					<b>\$0.00</b>	<b>\$174.60</b>	<b>\$174.60</b>	<b>\$74.82</b>
<b>TOTAL</b>					<b>\$3,588.29</b>	<b>\$2,491.82</b>	<b>\$6,080.11</b>	<b>\$1,067.93</b>

### Estimated Interest Received

There are no transactions on this account for the given period.

**TOTAL** **\$0.00**

### Interest Income Summary

Account	Interest
WBC DIY SUPER WORKING - 322485	\$36.60
<b>TOTAL</b>	<b>\$36.60</b>

#### NOTE:

The Total Fees and Charges amount shown in the Fees and Charges table in this statement does not include linked Cash Investment Account (CIA) or DIY Super Working account fees (as applicable). The Interest amount in the Interest and Estimated Dividends table in this statement shows the interest earned on funds held in your CIA or DIY Super Working account (as applicable). The Interest shown is net of any non-resident or TFN withholding tax (if applicable).

Please refer to your CIA or DIY Super Working account bank statements for full details of your account transactions, including fees, interest and amounts deducted for applicable taxes (if any).

(1) This is an estimate prepared by AUSIEX based upon units that you hold in accordance with our records. Your actual entitlement will be determined by whether or not a company's share registry shows you as owning shares at the relevant record dates. Amounts that may have been withheld for failing to provide your tax file number to your share registries are not disclosed on this report.

Dividends are estimated by AUSIEX based on the total registered Units held on the Record Date of the dividend. The following fields are estimated in accordance with the calculations outlined below:

- (a) Units = Total registered units of security held on the Record Date of the dividend
- (b) Est. Unfranked Amount = Units X Dividend per security X Unfranked %
- (c) Est. Franked Amount = Units X Dividend per security X Franked %
- (d) Est. Franking Credit = (Est. Franked Amount X company tax rate)/(100 - company tax rate)
- (e) Est. Total Dividend = Units x Dividend per security

(2) If you have total franking credit amounts greater than \$5,000, in order to be eligible to claim the benefit of the franking credit, you must have held the security for at least 45 consecutive days, not including date of purchase and date of sale. Where the 45 day holding requirement has not been satisfied, the holding period rule (also known as the 45 day rule) may apply to deny the franking credits attached to the dividend received in respect of the particular security. If that situation applies to you please speak to your tax adviser.

Please refer to your dividend statement provided by the Share Registry for any foreign tax credits you may be entitled to and breakdown of any trust distribution you may have received.

For details of the components of your ASX listed trust distributions you will need to refer to the Annual Tax Statement issued by the trust manager.

#### DISCLAIMER

This statement relates to Westpac Share Trading activities which are provided through Westpac Securities Limited ABN 39 087 924 221, AFSL 233723 (Westpac Securities) by Australian Investment Exchange Limited (AUSIEX) ABN 71 076 515 930, AFSL 241400, a Market Participant of ASX Limited and Cboe Australia Pty Ltd, a Clearing Participant of ASX Clear Pty Limited and a Settlement Participant of ASX Settlement Pty Limited.

Information contained in this statement is believed to be accurate at the time the statement is generated. Westpac Securities and its related entities do not accept any liability for any errors or omissions contained in this statement, or any responsibility for any action taken in reliance on this statement. This statement is a summary document only and it is not intended to replace any document which contains information that may be required for taxation purposes. It does not constitute tax advice. Although we can give you information about your accounts, we are unable to give you tax advice. If you need more information to complete your tax return, please consult your accountant or tax adviser to obtain professional tax advice. You should retain your CHESS statements, dividend statements, confirmation contract notes and bank account statements for income tax purposes. If there are any errors in this statement, please contact us on 13 13 31 (within Australia) or +61 2 8241 0208 (outside Australia), Monday to Friday between 8am and 7pm (AEST).

#### GLOSSARY

Units	The number of registered securities that you own.
Unit Price	The Portfolio Valuation 'Unit Price' is calculated using a 'Reference' Price provided by the ASX which takes into account an adjustment to determine value at Close of Market if the Security does not trade in the Closing Single Price Auction on the Valuation Date. The Unit Price in the Transaction Summary is the average price paid for each unit of stock as detailed in your contract note.
Brokerage	The fee or charge that is paid by you when transacting a buy or sell.
Holder Identification Number (HIN)	When you are CHESS sponsored with a Broker you will be issued a unique number, called a HIN. Multiple holdings can be registered under the single HIN. A HIN starts with the letter X and usually followed by 10 numbers, e.g. X0001234567.
Dividend	A dividend is a payment made to shareholders from the company. This payment is a portion of the company's profits. ASX listed companies typically pay dividends twice a year, usually as an 'interim' dividend and a 'final dividend'. From time to time, a company may also pay a 'special' dividend.
Ex-dividend date	The ex-dividend date occurs two business days before the company's Record Date. To be entitled to a dividend a shareholder must have purchased the shares before the ex-dividend date. If you purchase shares on or after that date, the previous owner of the shares (and not you) is entitled to the dividend.
Interim dividend	A dividend paid during a year representing a return based on the previous six months' financial performance and the outlook for the future.

**TAX STATEMENT FOR FINANCIAL YEAR 2022-2023**

**ClearSky Solar Trust No. 8**

**ABN 94 543 397 948**

Unit Holder **Yoga Nominees Pty Ltd ATF Yoga Super Fund**

TFN/ABN Quoted to ATO

Item	Amount	Code
\$100 units held at beginning of financial year	37.50	A
\$100 units held at end of financial year	25.00	B
\$100 units redeemed during financial year	12.50	(A-B)
Profit share (interest) distributed over financial year	\$299.17	C

This statement has been prepared to assist with the completion of 2022-2023 Australian income tax returns for those who, for income tax purposes, were residents of Australia. Should you have any questions relating to your tax position, it is recommended that you contact your tax adviser or accountant.

- (a) For personal tax returns enter the amount shown in Code C as Income from a Trust (Item 13U on the tax return being NPP – non primary production share of income). For other types of tax returns please contact your taxation adviser or accountant.
- (b) The market value of your units at 30 June 2022/23 is deemed to be \$100.00 per unit held at 30 June 2022/23. The number of units you held at this time is shown as Code B in the above table.

Copies of the annual financial statements of Trust and its associated Trustee company are available on request. E-mail [admin@clearskysolar.com.au](mailto:admin@clearskysolar.com.au) or phone 0408 111 931.

**ClearSky Solar Trust No. 8**

Quarterly Distribution Advice Note

18-August-2022

Dear Denice and Debbie,

**\$300.51** has been deposited into the bank account of **Yoga Nominees Pty Ltd ATF Yoga Super Fund (\*\*\*\*2477)**.

This covers revenue from generation over the quarter **Apr, May, Jun 2022**.

Generation for quarter was 53.4 MWh compared with 51.0 MWh predicted.

Generation to date is 1491.3 MWh compared with 1485.4 MWh predicted.

The remittance breakdown is:

Component	Amount
Unit redemption	<b>\$300.51</b>
Profit share	<b>\$0.00</b>
TOTAL	<b>\$300.51</b>

As a result of the unit redemption, your remaining holding is **34.49** \$100 units.

The code that applies to this distribution (see below) **A**. ✓

We suggest you retain this record for your tax purposes.

Kenneth Warren Yates

Director



- A. *Generation was sufficient to make normal capital repayment as well as profit component.*
- B. *An equipment fault (being investigated or has been fixed) caused reduced output this quarter.*
- C. *Due to reduced daylight hours or shade and/or excessive cloud cover over the quarter, generation was not sufficient to cover the sum of the full capital repayment and short falls from previous quarters. A compensating increased capital repayment will be made to the extent possible next quarter.*
- D. *This end-user took up our COVID offer to extend the term in lieu of payment for one or more of the months this quarter.*
- E. *Trust has less than a year to run so until fully repaid, capital repayment prioritised*
- F. *Capital has been repaid so distribution is entirely profit.*
- G. *See explanation on line immediately below the code*

**ClearSky Solar Trust No. 8**

Quarterly Distribution Advice Note

23-November-2022

Dear Denice and Debbie,

**\$311.11** has been deposited into the bank account of **Yoga Nominees Pty Ltd ATF Yoga Super Fund** (\*\*\*\*2477).

This covers revenue from generation over the quarter **Jul, Aug, Sep 2022**.

Generation for quarter was 55.2 MWh compared with 61.9 MWh predicted.

Generation to date is 1546.5 MWh compared with 1555.1 MWh predicted.

The remittance breakdown is:

Component	Amount
Unit redemption	\$311.11
Profit share	\$0.00
TOTAL	\$311.11

As a result of the unit redemption, your remaining holding is **31.38** \$100 units.

The code that applies to this distribution (see below) **C**.

We suggest you retain this record for your tax purposes.

Kenneth Warren Yates

Director



A/c 2700  
✓

- A. *Generation was sufficient to make normal capital repayment as well as profit component.*
- B. *An equipment fault (being investigated or has been fixed) caused reduced output this quarter.*
- C. *Due to reduced daylight hours or shade and/or excessive cloud cover over the quarter, generation was not sufficient to cover the sum of the full capital repayment and short falls from previous quarters. A compensating increased capital repayment will be made to the extent possible next quarter.*
- D. *This end-user took up our COVID offer to extend the term in lieu of payment for one or more of the months this quarter.*
- E. *Trust has less than a year to run so until fully repaid, capital repayment prioritised.*
- F. *Capital has been repaid so distribution is entirely profit.*
- G. *See Explanatory Text below.*

## ClearSky Solar Trust No. 8

Quarterly Distribution Advice Note

21-February-2023

Dear Denice and Debbie,

**\$490.99** has been deposited into the bank account of **Yoga Nominees Pty Ltd ATF Yoga Super Fund** (\*\*\*\*2477).

This covers revenue from generation over the quarter **Oct, Nov, Dec 2022**.

Generation for quarter was 87.6 MWh compared with 107.1 MWh predicted.

Generation to date is 1634.1 MWh compared with 1624.8 MWh predicted.

The remittance breakdown is:

Component	Amount
Unit redemption	<b>\$325.88</b>
Profit share	<b>\$165.10</b>
TOTAL	<b>\$490.99</b>

A/C 2700  
A/C 0584

As a result of the unit redemption, your remaining holding is **28.12** \$100 units.

The code that applies to this distribution (see below) **A**.

We suggest you retain this record for your tax purposes.

Kenneth Warren Yates

Director

**ClearSky**  
SOLAR INVESTMENTS  
ABN 58 164 385 924



✓

- A. *Generation was sufficient to make normal capital repayment as well as profit component.*
- B. *An equipment fault (being investigated or has been fixed) caused reduced output this quarter.*
- C. *Due to reduced daylight hours or shade and/or excessive cloud cover over the quarter, generation was not sufficient to cover the sum of the full capital repayment and short falls from previous quarters. A compensating increased capital repayment will be made to the extent possible next quarter.*
- D. *This end-user took up our COVID offer to extend the term in lieu of payment for one or more of the months this quarter.*
- E. *Trust has less than a year to run so until fully repaid, capital repayment prioritised.*
- F. *Capital has been repaid so distribution is entirely profit.*
- G. *See Explanatory Text below.*

**ClearSky Solar Trust No. 8**

Quarterly Distribution Advice Note

19-May-2023

Dear Denice and Debbie,

**\$446.57** has been deposited into the bank account of **Yoga Nominees Pty Ltd ATF Yoga Super Fund** (\*\*\*\*2477).

This covers revenue from generation over the quarter **Jan, Feb, Mar 2023**.

Generation for quarter was 79.7 MWh compared with 94.8 MWh predicted.

Generation to date is 1713.8 MWh compared with 1694.6 MWh predicted.

The remittance breakdown is:

Component	Amount
Unit redemption	\$312.50
Profit share	\$134.07
TOTAL	\$446.57

A/c 2700

A/c 0584

As a result of the unit redemption, your remaining holding is **25.00** \$100 units.

The code that applies to this distribution (see below) **A**.

We suggest you retain this record for your tax purposes.

Kenneth Warren Yates

Director



- A. *Generation was sufficient to make normal capital repayment as well as profit component.*
- B. *An equipment fault (being investigated or has been fixed) caused reduced output this quarter.*
- C. *Due to reduced daylight hours or shade and/or excessive cloud cover over the quarter, generation was not sufficient to cover the sum of the full capital repayment and short falls from previous quarters. A compensating increased capital repayment will be made to the extent possible next quarter.*
- D. *This end-user took up our COVID offer to extend the term in lieu of payment for one or more of the months this quarter.*
- E. *Trust has less than a year to run so until fully repaid, capital repayment prioritised.*
- F. *Capital has been repaid so distribution is entirely profit.*
- G. *See Explanatory Text below.*

# INVESTSMART

FUNDS MANAGEMENT LTD.

ACN 067 751 759 AFSL 246441

## YOGA NOMINEES PTY LTD <YOGA SUPER FUND A/C>

### Tax Summary

For the period 1 July 2022 to 30 June 2023

Tax type: Trust

#### Guidance Note:

This tax summary is designed to assist you in preparing your tax return. It does not constitute personal tax advice, and may not contain all the information required to complete your tax return. Class is not a registered tax agent. If you require tax advice, or have any questions or require further information please contact your accountant or tax adviser.

Description	Amount	Trust Tax Return Ref.
<b><u>Income</u></b>		
Dividend Franking Credit (Trusts)	16.50 ✓	8-D
Franked Distributions From Trusts	51.82 ✓	8-F
Share Of Net Income From Trusts	188.51 ✓	8-R
Gross Interest	-	11-J
Unfranked Dividends	-	12-K
Franked Dividends	39.76 ✓	12-L
Dividend Franking Credit (Shares)	17.04	12-M
Other Income	-	14-O
Net Capital Gains	195.00 ✓	21-A
Gross Foreign Income	912.64 ✓	23-B
Net Foreign Income	912.64	23-V
Foreign Income Tax Offset	130.91 ✓	23-Z
<b><u>Deductions</u></b>		
Investment Expenses	-	16-P
Other Deductions	311.34	18-Q
<b><u>Additional information: Non Assessable Income</u></b>		
Return of Capital	-	
Tax Deferred	23.67 ✓	
Tax Exempt	83.69 ✓	
Tax Free	-	

# INVESTSMART

FUNDS MANAGEMENT LTD.

ACK 067 751 759 AFSL 246648

## YOGA NOMINEES PTY LTD <YOGA SUPER FUND A/C>

### Investment Movement Summary For the period 1 July 2022 to 30 June 2023

Investment	Opening Balance			Acquisitions			Disposals			Closing Balance		
	Qty	Cost		Qty	Cost		Qty	Proceeds	Profit/(Loss)	Qty	Cost	Market Value
<b>Bank</b>												
Finclear bank account		1,300.54			24,290.86			24,828.69	0.00		762.71	762.71
		<u>1,300.54</u>			<u>24,290.86</u>			<u>24,828.69</u>	<u>0.00</u>		<u>762.71</u>	<u>762.71</u>
<b>Listed Securities Market</b>												
APA Group - Fully Paid Units Stapled Securities (ASX:APA)	80.00	686.95		0.00	0.00		0.00	0.00	0.00		80.00	686.95
Atlas Arteria - Fpo Slap Us Prohibited Excluding Qup (ASX:ALX)	73.00	487.64		54.00	371.87		0.00	0.00	0.00		127.00	859.51
Auckland International Airport Limited - Ordinary Fully Paid Foreign Exempt Nz (ASX:AIA)	64.00	437.76		57.00	453.10		0.00	0.00	0.00		121.00	890.86
Aurizon Holdings Limited (ASX:AZJ)	119.00	473.21		81.00	321.11		0.00	0.00	0.00		200.00	794.32
Betashares S&P 500 Yield Maximiser Fund (Managed Fund) - Betashares S&P 500 Yield Maximiser (Managed Fund) (ASX:UMAX)	34.00	649.80		14.00	280.20		0.00	0.00	0.00		48.00	930.00
Ishares Asia 50 ETF - Ishares Asia 50 ETF (ASX:IAA)	11.00	1,254.86		17.00	1,499.38		10.00	930.71	(207.79)		18.00	1,615.74
Ishares S&P 500 ETF - Ishares S&P 500 ETF (ASX:IVV)	13.00	6,871.06		291.00	4,136.95		14.00	571.84	78.53		290.00	10,514.70
SPDR Dow Jones Global Real Estate Fund - SPDR Dow Jones Global Real Estate Fund (ASX:DJRE)	211.00	4,955.01		156.00	3,162.70		0.00	0.00	0.00		367.00	8,117.71
Transurban Group - Fully Paid Ordinary/Units Stapled Securities (ASX:TCL)	198.00	2,703.39		58.00	830.63		27.00	366.66	(5.39)		229.00	3,161.97
Vaneck Fise Global Infrastructure (Hedged) ETF - Vaneck Fise Global Infrastructure (Hedged) ETF (ASX:IFRA)	219.00	4,636.46		118.00	2,566.81		0.00	0.00	0.00		337.00	7,203.27



**YOGA NOMINEES PTY LTD <YOGA SUPER FUND A/C>**

**Investment Movement Summary  
For the period 1 July 2022 to 30 June 2023**

Investment	Opening Balance		Acquisitions		Disposals		Closing Balance			
	Qty	Cost	Qty	Cost	Qty	Proceeds	Profit/(Loss)	Qty	Cost	Market Value
Vanguard Australian Property Securities Index ETF - Vanguard Australian Property Securities Index ETF (ASX:VAP)	54.00	4,915.17	36.00	2,872.68	0.00	0.00	0.00	90.00	7,787.85	6,957.00
Vanguard Fise Europe Shares ETF - Vanguard Fise Europe Shares ETF (ASX:VEQ)	36.00	2,202.94	28.00	1,543.56	7.00	427.22	(1.13)	57.00	3,318.15	3,774.54
Vanguard MSCI Index International Shares ETF - Vanguard MSCI Index International Shares ETF (ASX:VGS)	93.00	8,327.09	55.00	4,983.55	5.00	499.62	51.93	143.00	12,862.95	15,235.22
		38,601.34		23,022.54		2,796.05	(83.85)		58,743.98	61,905.63
<b>Unlisted Market</b>										
PMA Scheme Asset	1.00	1.00	0.00	0.00	0.00	0.00	0.00	1.00	1.00	1.00
		1.00		0.00		0.00	0.00		1.00	1.00
<b>Fund Total</b>		<b>39,902.88</b>		<b>47,313.40</b>		<b>27,624.74</b>	<b>(83.85)</b>		<b>59,507.69</b>	<b>62,669.34</b>

# INVESTSMART

FUNDS MANAGEMENT LTD.

ACN 087 751 759 AFSL 246441

## YOGA NOMINEES PTY LTD <YOGA SUPER FUND A/C>

### Realised Capital Gains

For the period from 1 July 2022 to 30 June 2023

	Accounting Treatment				Taxation Treatment							
	Quantity	Proceeds	Excess Tax Value*	Original Cost	Accounting Profit/(Loss)	Adjusted	Reduced	Indexation	Discounted	Other	Deferred	Capital Loss
<b>Listed Securities Market</b>												
<b>Betashares S&amp;P 500 Yield Maximiser Fund (Managed Fund) - Betashares S&amp;P 500 Yield Maximiser (Managed Fund) (ASX:UI)</b>												
30/06/2023	Dist	0.00	0.00	0.00					7.21			
30/06/2023	Dist	0.00	0.00	0.00					8.85			
30/06/2023	Dist	0.00	0.00	0.00					9.00			
30/06/2023	Dist	0.00	0.00	0.00					6.42			
		0.00	0.00	0.00					31.48		0.00	
<b>Ishares Asia 50 ETF - Ishares Asia 50 ETF (ASX:IAA)</b>												
23/01/2023	Sale	10.00	930.71	1,138.50	(207.79)		1,138.50					207.79
30/06/2023	Dist	0.00	0.00	0.00					0.78			
		10.00	930.71	1,138.50	(207.79)		1,138.50		0.78		0.00	207.79
<b>Ishares S&amp;P 500 ETF - Ishares S&amp;P 500 ETF (ASX:IVV)</b>												
26/04/2023	Sale	14.00	571.84	493.31	78.53	493.31			78.53			
30/06/2023	Dist	0.00	0.00	0.00					18.02			
		14.00	571.84	493.31	78.53	493.31			96.55		0.00	
<b>SPDR Dow Jones Global Real Estate Fund - SPDR Dow Jones Global Real Estate Fund (ASX:DJRE)</b>												
30/06/2023	Dist	0.00	0.00	0.00					3.00			
		0.00	0.00	0.00					3.00		0.00	
<b>Transurban Group - Fully Paid Ordinary/Units Stapled Securities (ASX:TCL)</b>												
23/01/2023	Sale	27.00	366.66	372.05	(5.39)		367.05					0.39
30/06/2023	Dist	0.00	0.00	0.00					0.37			
		27.00	366.66	372.05	(5.39)		367.05		0.37		0.00	0.39

# YOGA NOMINEES PTY LTD <YOGA SUPER FUND A/C>

## Realised Capital Gains

For the period from 1 July 2022 to 30 June 2023

	Accounting Treatment				Taxation Treatment							
	Quantity	Proceeds Tax Value*	Excess Original Cost	Accounting Profit/(Loss)	Adjusted	Reduced	Indexation	Discounted	Other	Deferred	Capital Loss	
<b>Listed Securities Market</b>												
<b>Vaneck Fise Global Infrastructure (Hedged) ETF - Vaneck Fise Global Infrastructure (Hedged) ETF (ASX:IFRA)</b>												
30/06/2023	Dist	0.00	0.00	0.00					25.84	6.46		
30/06/2023	Dist	0.00	0.00	0.00					25.84	6.46		
30/06/2023	Dist	0.00	0.00	0.00					25.84	6.46		
30/06/2023	Dist	0.00	0.00	0.00					29.28	7.32		
<b>Vanguard Australian Property Securities Index ETF - Vanguard Australian Property Securities Index ETF (ASX:VAP)</b>												
30/06/2023	Dist	0.00	0.00	0.00					106.80	26.70	0.00	
30/06/2023	Dist	0.00	0.00	0.00					64.03			
30/06/2023	Dist	0.00	0.00	0.00					38.24			
30/06/2023	Dist	0.00	0.00	0.00					6.05			
30/06/2023	Dist	0.00	0.00	0.00					46.05			
<b>Vanguard Fise Europe Shares ETF - Vanguard Fise Europe Shares ETF (ASX:VEQ)</b>												
23/01/2023	Sale	7.00	427.22	428.35	(1.13)		428.77		154.37		0.00	
		7.00	427.22	428.35	(1.13)		428.77				0.00	
<b>Vanguard MSCI Index International Shares ETF - Vanguard MSCI Index International Shares ETF (ASX:VGS)</b>												
26/04/2023	Sale	5.00	499.62	447.69	51.93	453.03			46.59			
30/06/2023	Dist	0.00	0.00	0.00					132.73			
		5.00	499.62	447.69	51.93	453.03			179.32		0.00	
<b>Listed Securities Market Total</b>												
			2,796.05	2,879.90	(83.85)	946.34	1,934.32		572.67	26.70	0.00	
<b>Grand Total</b>												
			2,796.05	2,879.90	(83.85)	946.34	1,934.32		572.67	26.70	0.00	

\* Where there is an Excess Tax Value Amount, the Accounting Profit/(Loss) figure takes account of this. Accounting Profit/(Loss) equals Proceeds less Excess Tax Value less Original Cost.

# YOGA NOMINEES PTY LTD <YOGA SUPER FUND A/C>

## Realised Capital Gains

For the period from 1 July 2022 to 30 June 2023

### Capital Gains Tax Return Summary

	Indexation	Discount	Other	Deferred	Total Capital Gains	Capital Losses
<b>Current Year Capital Gains</b>						
Shares & Units - Listed Shares	0.00	0.00	0.00	0.00	0.00	0.00
Shares & Units - Other Shares	0.00	0.00	0.00	0.00	0.00	0.00
Shares & Units - Listed Trusts	0.00	125.00	0.00	0.00	125.00	209.00
Shares & Units - Other Units	0.00	0.00	0.00	0.00	0.00	0.00
Australian Real Estate	0.00	0.00	0.00	0.00	0.00	0.00
Other Real Estate	0.00	0.00	0.00	0.00	0.00	0.00
Collectables	0.00	0.00	0.00	0.00	0.00	0.00
Other CGT Assets & Other CGT Events	0.00	0.00	0.00	0.00	0.00	0.00
Distributed Capital Gains from Trusts	0.00	447.00	26.00	0.00	473.00	0.00
	0.00	572.00	26.00	0.00	598.00	209.00
<b>Capital Losses Applied</b>						
Current Year	0.00	183.00	26.00	0.00	209.00	
Prior Years	0.00	0.00	0.00	0.00	0.00	
	0.00	183.00	26.00	0.00	209.00	
<b>Net Capital Gains</b>						
Net Gain after applying losses	0.00	389.00	0.00	0.00	389.00	
Discount applicable		194.00				
Net Gain after applying discount	0.00	195.00	0.00	0.00	195.00	

## YOGA NOMINEES PTY LTD <YOGA SUPER FUND A/C>

Investment Portfolio as at 30 Jun 2023

Investment	Units	Market Price	Market Value	Portfolio Weight (%)
<b>Bank</b>				
Finclear bank account	0	0	762.71	1.22%
			762.71	1.22%
<b>Listed Securities Market</b>				
<b>Auckland International Airport Limited - Ordinary Fully Paid Foreign Exempt Nzx (AIA:ASX)</b>				
	121	7.85	949.85	1.52%
<b>Atlas Arteria - Fpo Stap Us Prohibited Excluding Qup (ALX:ASX)</b>				
	127	6.21	788.67	1.26%
<b>APA Group - Fully Paid Units Stapled Securities (APA:ASX)</b>				
	80	9.69	775.2	1.24%
<b>Aurizon Holdings Limited (AZJ:ASX)</b>				
	200	3.92	784	1.25%
<b>SPDR Dow Jones Global Real Estate Esg Fund - SPDR Dow Jones Global Real Estate Esg Fund (DJRE:ASX)</b>				
	367	19.16	7,031.72	11.22%
<b>Ishares Asia 50 ETF - Ishares Asia 50 ETF (IAA:ASX)</b>				
	18	90.3	1,625.4	2.59%
<b>Vaneck Ftse Global Infrastructure (Hedged) ETF - Vaneck Ftse Global Infrastructure (Hedged) ETF (IFRA:ASX)</b>				
	337	20.2	6,807.4	10.86%
<b>Ishares S&amp;P 500 ETF - Ishares S&amp;P 500 ETF (IVV:ASX)</b>				
	290	44.45	12,890.5	20.57%
<b>Transurban Group - Fully Paid Ordinary/Units Stapled Securities (TCL:ASX)</b>				
	229	14.25	3,263.25	5.21%
<b>Betashares S&amp;P 500 Yield Maximiser Fund (Managed Fund) - Betashares S&amp;P 500 Yield Maximiser (Managed Fund) (UMAX:ASX)</b>				
	48	21.31	1,022.88	1.63%
<b>Vanguard Australian Property Securities Index ETF - Vanguard Australian Property Securities Index ETF (VAP:ASX)</b>				
	90	77.3	6,957	11.10%
<b>Vanguard Ftse Europe Shares ETF - Vanguard Ftse Europe Shares ETF (VEQ:ASX)</b>				
	57	66.22	3,774.54	6.02%
<b>Vanguard MSCI Index International Shares ETF - Vanguard MSCI Index International Shares ETF (VGS:ASX)</b>				
	143	106.54	15,235.22	24.31%
<b>PMA Scheme Asset</b>				
PMA Scheme Asset	1		61,905.63	98.78%
PMA Scheme Asset	1		1	0.00%
	1		1	0.00%

## YOGA NOMINEES PTY LTD <YOGA SUPER FUND A/C>

### Summary Realised Capital Gains

For the period from 01 Jul 2022 to 30 Jun 2023

	Accounting Treatment			Taxation Treatment							
	Quantity	Proceeds	Original Cost	Accounting Gain/(Loss)	Cost Base Calculation Adjusted	Reduced	Indexation Discounted	Other	Capital Gains Calculation	Deferred	Capital Loss
Listed Securities Market											
IAA	10	930.71	1,138.5	(207.79)		1,138.5				0	207.79
IVV	14	571.84	493.31	78.53	493.31		78.53			0	
TCL	27	366.66	372.05	(5.39)		367.05				0	0.39
VEQ	7	427.22	428.35	(1.13)		428.77				0	1.55
VGS	5	499.62	447.69	51.93	453.03		46.59			0	
<b>Listed Securities Market Total</b>		<b>2,796.05</b>	<b>2,879.9</b>	<b>(83.85)</b>	<b>946.34</b>	<b>1,934.32</b>	<b>0</b>	<b>125.12</b>	<b>0</b>	<b>0</b>	<b>209.73</b>
<b>Grand Total</b>		<b>2,796.05</b>	<b>2,879.9</b>	<b>(83.85)</b>	<b>946.34</b>	<b>1,934.32</b>	<b>0</b>	<b>125.12</b>	<b>0</b>	<b>0</b>	<b>209.73</b>

# YOGA NOMINEES PTY LTD <YOGA SUPER FUND A/C>

## Summary Realised Capital Gains

For the period from 01 Jul 2022 to 30 Jun 2023

Capital Gains Tax Return Summary						
Current Year Capital Gains	Indexation	Discount	Other	Deferred	Total Capital Gains	Capital Losses
Shares & Units - Listed Shares	0	0	0	0	0	0
Shares & Units - Other Shares	0	0	0	0	0	0
Shares & Units - Listed Trusts	0	125	0	0	125	209
Shares & Units - Other Units	0	0	0	0	0	0
Australian Real Estate	0	0	0	0	0	0
Other Real Estate	0	0	0	0	0	0
Collectables	0	0	0	0	0	0
Other CGT Assets & Other CGT Events	0	0	0	0	0	0
Distributed Capital Gains from Trusts	0	0	0	0	0	0
<b>Capital Losses Applied</b>	0	125	0	0	125	209
Current Year	0	125	0	0	125	
Prior Years	0	0	0	0	0	
<b>Net Capital Gains</b>	0	125	0	0	125	
Net Gain after applying losses	0	0	0	0	0	
Discount applicable	0	0				
Net Gain after applying discount	0	0	0	0	0	

# INVESTSMART

## YOGA NOMINEES PTY LTD <YOGA SUPER FUND A/C>

### Cash Transactions Statement

For the period 01 Jul 2022 to 30 Jun 2023

#### Bank Statement Line Items

Date	Description	Withdrawals	Deposits	Balance
01/07/2022	Opening Balance			1,300.54
12/07/2022	IS Fee - June 2022	17.73		1,282.81
14/07/2022	DJRE Dividend		206.19	1,489
19/07/2022	IAA Dividend		7.88	1,496.88
19/07/2022	IVV Dividend		27.1	1,523.98
21/07/2022	VEQ Dividend		32.14	1,556.12
21/07/2022	VGS Dividend		51	1,607.12
21/07/2022	VAP Dividend		70.35	1,677.47
22/07/2022	UMAX Dividend		11.86	1,689.33
25/07/2022	Additional Funding		20,000	21,689.33
26/07/2022	B 14 UMAX @ 19.700000	280.2		21,409.13
26/07/2022	B 81 AZJ @ 3.910000	321.11		21,088.02
26/07/2022	B 58 TCL @ 14.245345	830.63		20,257.39
26/07/2022	B 17 IAA @ 87.940000	1,499.38		18,758.01
26/07/2022	B 28 VEQ @ 54.970000	1,543.56		17,214.45
26/07/2022	B 97 IFRA @ 21.840000	2,122.88		15,091.57
26/07/2022	B 123 DJRE @ 20.450000	2,519.75		12,571.82
26/07/2022	B 32 VAP @ 79.800000	2,558		10,013.82
26/07/2022	B 6 IVV @ 568.040000	3,412.64		6,601.18
26/07/2022	B 55 VGS @ 90.530000	4,983.55		1,617.63
28/07/2022	IFRA Dividend		35.04	1,652.67
03/08/2022	IS Fee - July 2022	20.53		1,632.14
12/08/2022	Jul-22 Income Sweep	441.56		1,190.58
25/08/2022	TCL Dividend		51.48	1,242.06
06/09/2022	IS Fee - August 2022	28.67		1,213.39
14/09/2022	Aug-22 Income Sweep	51.48		1,161.91
16/09/2022	APA Dividend		22.4	1,184.31
26/09/2022	AZJ Dividend		21.8	1,206.11
05/10/2022	ALX Dividend		14.6	1,220.71
06/10/2022	IS Fee - September 2022	26.36		1,194.35
11/10/2022	Sep-22 Income Sweep	44.2		1,150.15



18/10/2022	IVV Dividend	45.86	1,196.01
24/10/2022	UMAX Dividend	18.66	1,214.67
24/10/2022	IFRA Dividend	50.56	1,265.23
25/10/2022	VEQ Dividend	12.84	1,278.07
25/10/2022	VAP Dividend	49.71	1,327.78
25/10/2022	VGS Dividend	51.55	1,379.33
04/11/2022	IS Fee - October 2022	26.43	1,352.9
11/11/2022	Oct-22 Income Sweep	243.78	1,109.12
05/12/2022	IS Fee - November 2022	26.72	1,082.4
05/01/2023	IS Fee - December 2022	27.6	1,054.8
10/01/2023	IAA Dividend		
10/01/2023	IVV Dividend	32.25	1,087.05
17/01/2023	DJRE Dividend	35.98	1,123.03
23/01/2023	S 27 TCL @ 13.742815	87.53	1,210.56
23/01/2023	S 7 VEQ @ 61.660402	366.66	1,577.22
23/01/2023	S 10 IAA @ 93.510712	427.22	2,004.44
23/01/2023	B 17 DJRE @ 19.279213	930.71	2,935.15
23/01/2023	B 54 ALX @ 6.805001		2,603
23/01/2023	B 57 AIA @ 7.871941	371.87	2,231.13
23/01/2023	B 19 IVV @ 37.889906	453.1	1,778.03
27/01/2023	IFRA Dividend	724.31	1,053.72
03/02/2023	VEQ Dividend	50.56	1,104.28
03/02/2023	IS Fee - January 2023	16.85	1,121.13
08/02/2023	VGS Dividend	27.45	1,093.68
08/02/2023	VAP Dividend	44.91	1,138.59
10/02/2023	Jan-23 Income Sweep	79.21	1,217.8
15/02/2023	TCL Dividend	206.32	1,011.48
03/03/2023	IS Fee - February 2023	25.57	1,079.32
10/03/2023	Feb-23 Income Sweep	208.81	1,053.75
21/03/2023	APA Dividend		844.94
29/03/2023	KG UMAX DIVIDEND 29MAR23	20.8	865.74
31/03/2023	AZJ Dividend	18.36	884.1
05/04/2023	IS Fee - March 2023	14	898.1
12/04/2023	ALX Dividend	27.88	870.22
12/04/2023	Mar-23 Income Sweep	25.4	895.62
20/04/2023	IVV Dividend		842.46
26/04/2023	S 5 VGS @ 100.804583	43.22	885.68
26/04/2023	S 14 IVV @ 41.160000	499.62	1,385.3
26/04/2023	B 16 DJRE @ 19.150000	571.84	1,957.14
		310.8	1,646.34

26/04/2023	B 4 VAP @ 77.570000	314.68		1,331.66
26/04/2023	B 21 IFRA @ 20.930000	443.93		887.73
27/04/2023	VEQ Dividend		9.16	896.89
27/04/2023	UMAX Dividend		14.96	911.85
27/04/2023	VGS Dividend		33.18	945.03
27/04/2023	IFRA Dividend		50.56	995.59
27/04/2023	VAP Dividend		69.02	1,064.61
03/05/2023	IS Fee - April 2023	27.61		1,037
10/05/2023	Apr-23 Income Sweep	245.5		791.5
05/06/2023	IS Fee - May 2023	28.79		762.71
30/06/2023	Closing Balance	24,828.69	24,290.86	762.71

# INVESTSMART

FUNDS MANAGEMENT LTD.

ACN 067 751 759 APEL 2/6/441

## YOGA NOMINEES PTY LTD <YOGA SUPER FUND A/C>

Investment Summary as at 30 June 2023

Investment	Units	Average Cost Price	Market Price	Accounting Cost	Market Value	Unrealised Accounting Gain/(Loss)	Accounting Gain/(Loss) (%)	Portfolio Weight (%)
<b>Bank</b>								
Finclear bank account				762.71	762.71			1.22%
				762.71	762.71			1.22%
<b>Listed Securities Market</b>								
Auckland International Airport Limited - Ordinary Fully Paid Foreign Exempt Nzxc (ASX:AIA)	121.00000 ✓	7.3625	7.8500	890.86	949.85	58.99	6.62%	1.52%
Atlas Arteria - Fpo Stap Us Prohibited Excluding Qup (ASX:ALX)	127.00000 ✓	6.7678	6.2100	859.51	788.67	(70.84)	(8.24)%	1.26%
APA Group - Fully Paid Units Stapled Securities (ASX:APA)	80.00000 ✓	8.5869	9.6900	686.95	775.20	88.25	12.85%	1.24%
Aurizon Holdings Limited (ASX:AZJ)	200.00000 ✓	3.9716	3.9200	794.32	784.00	(10.32)	(1.30)%	1.25%
SPDR Dow Jones Global Real Estate Fund - SPDR Dow Jones Global Real Estate Fund (ASX:DJRE)	367.00000 ✓	22.1191	19.1600	8,117.71	7,031.72	(1,085.99)	(13.38)%	11.22%
Ishares Asia 50 ETF - Ishares Asia 50 ETF (ASX:IAA)	18.00000 ✓	89.7633	90.3000	1,615.74	1,625.40	9.66	0.60%	2.59%
Vaneck Fise Global Infrastructure (Hedged) ETF - Vaneck Fise Global Infrastructure (Hedged) ETF (ASX:IFRA)	337.00000 ✓	21.3747	20.2000	7,203.27	6,807.40	(395.87)	(5.50)%	10.86%
Ishares S&P 500 ETF - Ishares S&P 500 ETF (ASX:IVV)	290.00000 ✓	36.2576	44.4500	10,514.70	12,890.50	2,375.80	22.60%	20.57%
Transurban Group - Fully Paid Ordinary/Units Stapled Securities (ASX:TCL)	229.00000 ✓	13.8077	14.2500	3,161.97	3,263.25	101.28	3.20%	5.21%
Betashares S&P 500 Yield Maximiser Fund (Managed Fund) - Betashares S&P 500 Yield Maximiser (Managed Fund) (ASX:UMAX)	48.00000 ✓	19.3750	21.3100	930.00	1,022.88	92.88	9.99%	1.63%
Vanguard Australian Property Securities Index ETF - Vanguard Australian Property Securities Index ETF (ASX:VAP)	90.00000 ✓	86.5317	77.3000	7,787.85	6,957.00	(830.85)	(10.67)%	11.10%
Vanguard Fise Europe Shares ETF - Vanguard Fise Europe Shares ETF (ASX:VEQ)	57.00000 ✓	58.2132	66.2200	3,318.15	3,774.54	456.39	13.75%	6.02%

# YOGA NOMINEES PTY LTD <YOGA SUPER FUND A/C>

## Investment Summary as at 30 June 2023

Investment	Units	Average Cost Price	Market Price	Accounting Cost	Market Value	Unrealised Accounting Gain/(Loss)	Accounting Gain/(Loss) (%)	Portfolio Weight (%)
<b>Listed Securities Market</b>								
Vanguard MSCI Index International Shares ETF - Vanguard MSCI Index International Shares ETF (ASX:VGS)	143.00000 ✓	89.9507	106.5400	12,862.95	15,235.22 ✓	2,372.27	18.44%	24.31%
				58,743.98	61,905.63 ✓	3,161.65	5.38%	98.78%
<b>Unlisted Market</b>								
PMA Scheme Asset	1.00000	1.0000	1.0000	1.00	1.00	0.00	0.00%	- %
				1.00	1.00	0.00	0.00%	- %
				59,507.69	62,669.34	3,161.65	5.31%	100.00%

The accounting cost is the original cost base adjusted by any subsequent capital call/impairment or capital return transactions. In many cases, it is not the same as the adjusted or reduced cost base, or the reset cost base resulting from the CGT relief. To view the tax cost base and unrealised gain/(loss) for tax purposes refer to the Unrealised Capital Gains Report or change the report parameter to tax cost base.



005 000161

YOGA NOMINEES PTY LTD  
 <YOGA SUPER FUND A/C>  
 155 ANNANGROVE ROAD  
 ANNANGROVE NSW 2156

Date: 25 July 2023  
 Reference No.: X\*\*\*\*\*9059

**Intelligent Investor Ethical Share Fund (Managed Fund)  
 Attribution Managed Investment Trust Member Annual  
 Statement for the year ended 30 June 2023**

**Part B: Summary of 2023 tax return (supplementary section) items for a resident individual**

Item	Amount	Tax return label
Share of net income from trusts, less net capital gains, foreign income and franked distributions	\$43.90	13U
Franked distribution from trusts	\$258.83	13C
Share of franking credits from franked dividends	\$148.06	13Q
Share of credit for tax file number amounts withheld from interest, dividends and unit trust distributions	\$0.00	13R
Share of credit for foreign resident withholding amounts (excluding capital gains)	\$0.00	13A
Net capital gain	\$111.35	18A
Total current year capital gains	\$165.55	18H
CFC Income	\$0.00	19K
Assessable foreign source income	\$3.02	20E
Other net foreign source income	\$3.02	20M
Australian franking credits from a New Zealand franking company	\$0.00	20F
Foreign income tax offset *	\$1.40	20O

\*To work out your foreign income tax offset (FITO) entitlement, see 20 Foreign source income and foreign assets or property or the Guide to foreign tax offset rules 2023.

**Part B: Capital gains tax information - Additional information for item 18**

	Amount	
Capital gains - discounted method	\$108.40	(gross amount)
Capital gains - other method	\$57.15	
<b>Total current year capital gains</b>	<b>\$165.55</b>	

Part C: Components of attribution	Cash Distributions	Tax paid or Franking credit (gross up)	Attributable amount
<b>Australian Income</b>			
Interest (subject to non - resident withholding tax)			\$17.94
Interest (not subject to non - resident withholding tax)			\$0.00
Dividends - unfranked amount declared to be CFI			\$16.01
Dividends - unfranked amount not declared to be CFI			\$8.33
Other assessable Australian income (Other)			\$1.62
Other assessable Australian income (NCMI)			\$0.00
Other assessable Australian income (Excluded from NCMI)			\$0.00
Other assessable Australian income (CBMI)			\$0.00
<b>Non-primary production income</b>			<b>\$43.90</b>
<b>Dividends - Franked amount</b>		<b>\$148.06</b>	<b>\$258.83</b>
<b>Capital Gains</b>			
Capital gains – Discounted method TAP (Other)			\$1.02
Capital gains – Discounted method TAP (NCMI)			\$0.00
Capital gains – Discounted method TAP (Excluded from NCMI)			\$0.00
Capital gains – Discounted method TAP (CBMI)			\$0.00
Capital gains - Discounted method NTAP			\$53.18
Taxable foreign capital gains - Discounted method			\$0.00
Capital gains – Other method TAP (Other)	\$0.00		\$0.00
Capital gains – Other method TAP (NCMI)			\$0.00
Capital gains – Other method TAP (Excluded from NCMI)			\$0.00
Capital gains – Other method TAP (CBMI)			\$0.00
Capital gains - Other method NTAP			\$57.15
Taxable foreign capital gains - Other method			\$0.00
<b>Net Capital Gains</b>		<b>\$0.00</b>	<b>\$111.35</b>
AMIT CGT gross up amount			\$54.20
Other capital gains distribution			\$0.00
<b>Total current year capital gains</b>		<b>\$0.00</b>	<b>\$165.55</b>
<b>Foreign Income</b>			
Other net foreign source income		\$1.40	\$3.02
<b>Assessable foreign source income</b>		<b>\$1.40</b>	<b>\$3.02</b>
Australian franking credit from a New Zealand franking company		\$0.00	\$0.00
CFC income			\$0.00
<b>Total foreign income</b>		<b>\$1.40</b>	<b>\$3.02</b>
<b>Other Non-assessable Amounts</b>			
Net exempt income			\$0.00
Non-assessable non-exempt amount			\$0.00
Other non-attributable amounts			\$0.72
<b>Total Non-Assessable amounts</b>			<b>\$0.72</b>
<b>Gross Cash Distribution</b>			
	\$322.56		
Less: TFN amounts withheld	\$0.00		
Less: Non-resident tax withheld on interest and dividends	\$0.00		
Less: Non-resident tax withheld on fund payments	\$0.00		
<b>Net Cash Distribution</b>	<b>\$322.56</b>		
<b>Part D: Tax offsets</b>			
<b>Tax offsets</b>			
Franking credit tax offset from Australian resident companies			\$148.06
Foreign income tax offset - Other net foreign source income			\$1.40
Foreign income tax offset - Taxable foreign capital gains - Discounted method			\$0.00
Foreign income tax offset - Taxable foreign capital gains - Other method			\$0.00
Australian franking credit from a New Zealand franking company			\$0.00
<b>Total tax offsets</b>			<b>\$149.46</b>
<b>Part E: Attribution Managed Investment Trust ('AMIT') cost base adjustments</b>			
AMIT cost base net amount - excess (decrease cost base)			\$0.72
AMIT cost base net amount - shortfall (increase cost base)			\$0.00

To view or change your details, please visit our investor website at [www.linkmarketservices.com.au](http://www.linkmarketservices.com.au)

---

## Yoga Super 2022-23

---

### Where the Money Comes From - Last Financial Year

Accounts: All Accounts

From 01.07.2022 till 30.06.2023

Report Generated 30.08.2023 19:46:55

Category	Amount	Total
Bank Interest paid	2,070.76	2,070.76 ✓
Clearsky T8 fund	1,549.18	1,549.18
Dividends received	6,453.74	6,453.74
PMA fund income	1,494.81	1,494.81
Shares sold	7,400.05	7,400.05
Super Contribution	50,000.00	50,000.00
Grand Total:		68,968.54

## Yoga Super 2022-23

### Categories Summary - Last Financial Year

Accounts: All Accounts

From 01.07.2022 till 30.06.2023

Report Generated 30.08.2023 19:44:06

Category	Amount	Total
Accountant	-2,541.00	-2,541.00
ASIC fees	-59.00	-59.00
Auditors fees	-440.00	-440.00
Bank Interest paid	2,070.76	2,070.76
Clearsky 43 fund	-10,000.00	-10,000.00
Clearsky T8 fund	1,549.18	1,549.18
Dividends received	6,453.74	6,453.74
PAYG Tax	-7,128.55	-7,128.55
PMA buy shares	-20,000.00	-20,000.00
PMA fund income	1,494.81	1,494.81
Shares bought	-12,769.95	-12,769.95
Shares sold	7,400.05	7,400.05
Super Contribution	50,000.00	50,000.00
Term deposit	-100,000.00	-100,000.00
Grand Total:		-83,969.96



---

## Yoga Super 2022-23

---

### Where the Money Goes - Last Financial Year

Accounts: All Accounts

From 01.07.2022 till 30.06.2023

Report Generated 30.08.2023 19:45:44

Category	Amount	Total
Accountant	-2,541.00	-2,541.00
ASIC fees	-59.00	-59.00
Auditors fees	-440.00	-440.00
Clearsky 43 fund	-10,000.00	-10,000.00
PAYG Tax	-7,128.55	-7,128.55
PMA buy shares	-20,000.00	-20,000.00
Shares bought	-12,769.95	-12,769.95
Term deposit	-100,000.00	-100,000.00
Grand Total:		-152,938.50

## Yoga Super 2022-23

### Payee Report - Last Financial Year

From 01.07.2022 till 30.06.2023

Report Generated 30.08.2023 19:48:13

Payee	Incomes	Expenses	Difference
Macquarie Bank	0.00	-100,000.00 ✓	-100,000.00
Investsmart	1,494.81	-20,000.00	-18,505.19
LYC	0.00	-12,769.95	-12,769.95
Clearsky	1,549.18	-10,000.00 ✓	-8,450.82
ATO	0.00	-7,128.55	-7,128.55
Taylor & Co Financial Services	0.00	-2,541.00 ✓	-2,541.00
AMW Audit	0.00	-440.00 ✓	-440.00
ASIC	0.00	-59.00 ✓	-59.00
SHV	20.00	0.00	20.00
CAJ	81.10	0.00	81.10
BKL	119.00	0.00	119.00
TLS	174.58	0.00	174.58
SEK	225.00	0.00	225.00
BWX	226.05	0.00	226.05
IGO	237.50	0.00	237.50
BEN	304.14	0.00	304.14
SGM	384.00	0.00	384.00
SUN	388.50	0.00	388.50
CSL	405.57	0.00	405.57
ANZ	918.48	0.00	918.48
Westpac	2,070.76	0.00	2,070.76
INES	2,969.82	0.00	2,969.82
QAN	7,400.05	0.00	7,400.05
D Finnegan	25,000.00 ✓	0.00	25,000.00
D Simpson	25,000.00 ✓	0.00	25,000.00
<b>Total:</b>	<b>\$68,968.54</b>	<b>\$-152,938.50</b>	<b>\$-83,969.96</b>

# Yoga Super 2022-23

## Transaction List

Report Generated 30.08.2023 19:38:17

ID	Date	Account	Payee	Status	Category	Type	Number	Notes	Amount
1	01.07.2022	Yoga Super Savings 2022-23	ANZ		Dividends received	Deposit			\$380.16
24	04.07.2022	Yoga Super Working 2022-23	ATO		PAYG Tax	Withdrawal			\$-828.00
2	20.07.2022	Yoga Super Savings 2022-23	> Yoga Super Working 2022-23		Transfer	Transfer			\$-4,000.00
25	20.07.2022	Yoga Super Working 2022-23	INES		Dividends received	Deposit			\$2,969.82
26	20.07.2022	Yoga Super Working 2022-23	Investsmart		PMA buy shares	Withdrawal			\$-20,000.00
3	29.07.2022	Yoga Super Savings 2022-23	Westpac		Bank Interest paid	Deposit			\$29.13
27	29.07.2022	Yoga Super Working 2022-23	Westpac		Bank Interest paid	Deposit			\$0.10
28	15.08.2022	Yoga Super Working 2022-23	Investsmart		PMA fund income	Deposit			\$441.56
4	17.08.2022	Yoga Super Savings 2022-23	Clearsky		Clearsky T8 fund	Deposit			\$300.51
5	31.08.2022	Yoga Super Savings 2022-23	Westpac		Bank Interest paid	Deposit			\$108.07
6	31.08.2022	Yoga Super Savings 2022-23	> Yoga Super Working 2022-23		Transfer	Transfer			\$-12,000.00
29	31.08.2022	Yoga Super Working 2022-23	Westpac		Bank Interest paid	Deposit			\$0.33
7	01.09.2022	Yoga Super Savings 2022-23	ANZ		Dividends received	Deposit			\$147.60
30	02.09.2022	Yoga Super Working 2022-23	LYC	1,500	Shares bought	Withdrawal			\$-12,769.95
31	14.09.2022	Yoga Super Working 2022-23	QAN		Shares sold	Deposit			\$7,400.05
32	15.09.2022	Yoga Super Working 2022-23	Investsmart		PMA fund income	Deposit			\$51.48
8	19.09.2022	Yoga Super Savings 2022-23	BKL		Dividends received	Deposit			\$32.00
9	21.09.2022	Yoga Super Savings 2022-23	TLS		Dividends received	Deposit			\$87.29
10	21.09.2022	Yoga Super Savings 2022-23	SUN		Dividends received	Deposit			\$132.09
11	29.09.2022	Yoga Super Savings 2022-23	BEN		Dividends received	Deposit			\$145.22
12	30.09.2022	Yoga Super Savings 2022-23	Westpac		Bank Interest paid	Deposit			\$175.26
13	30.09.2022	Yoga Super Savings 2022-23	IGO		Dividends received	Deposit			\$62.50
33	30.09.2022		Westpac			Deposit			\$3.61
Grand Total:									\$-120,969.96

ID	Date	Account	Payee	Status	Category	Type	Number	Notes	Amount
		Yoga Super Working 2022-23			Bank Interest paid				
14	04.10.2022	Yoga Super Savings 2022-23	SEK		Dividends received	Deposit			\$105.00
15	05.10.2022	Yoga Super Savings 2022-23	CSL		Dividends received	Deposit			\$211.00
34	06.10.2022	Yoga Super Working 2022-23	ATO		PAYG Tax	Withdrawal			\$-844.00
35	06.10.2022	Yoga Super Working 2022-23	ASIC		ASIC fees	Withdrawal			\$-59.00
36	12.10.2022	Yoga Super Working 2022-23	Investsmart		PMA fund income	Deposit			\$44.20
16	19.10.2022	Yoga Super Savings 2022-23	SGM		Dividends received	Deposit			\$300.00
17	21.10.2022	Yoga Super Savings 2022-23	CAJ		Dividends received	Deposit			\$40.55
18	31.10.2022	Yoga Super Savings 2022-23	Westpac		Bank Interest paid	Deposit			\$218.13
37	31.10.2022	Yoga Super Working 2022-23	Westpac		Bank Interest paid	Deposit			\$5.90
38	14.11.2022	Yoga Super Working 2022-23	Investsmart		PMA fund income	Deposit			\$243.78
19	18.11.2022	Yoga Super Savings 2022-23	Clearsky		Clearsky T8 fund	Deposit			\$311.11
20	30.11.2022	Yoga Super Savings 2022-23	Westpac		Bank Interest paid	Deposit			\$211.58
39	30.11.2022	Yoga Super Working 2022-23	Westpac		Bank Interest paid	Deposit			\$5.69
21	15.12.2022	Yoga Super Savings 2022-23	ANZ		Dividends received	Deposit			\$390.72
22	30.12.2022	Yoga Super Savings 2022-23	Westpac		Bank Interest paid	Deposit			\$212.07
40	30.12.2022	Yoga Super Working 2022-23	Westpac		Bank Interest paid	Deposit			\$5.78
23	31.01.2023	Yoga Super Savings 2022-23	Westpac		Bank Interest paid	Deposit			\$226.57
41	31.01.2023	Yoga Super Working 2022-23	Westpac		Bank Interest paid	Deposit			\$6.18
62	03.02.2023	Yoga Super Savings 2022-23	SHV		Dividends received	Deposit			\$20.00
42	13.02.2023	Yoga Super Working 2022-23	Investsmart		PMA fund income	Deposit			\$206.32
63	20.02.2023	Yoga Super Savings 2022-23	Clearsky		Clearsky T8 fund	Deposit			\$490.99
43	27.02.2023	Yoga Super Working 2022-23	> Yoga Super Savings 2022-23		Transfer	Transfer			\$-5,000.00
44	27.02.2023	Yoga Super Working 2022-23	ATO		PAYG Tax	Withdrawal			\$-844.00
45	27.02.2023	Yoga Super Working 2022-23	Westpac		Bank Interest paid	Deposit			\$5.33
64	28.02.2023	Yoga Super Savings 2022-23	Westpac		Bank Interest paid	Deposit			\$198.68
46	13.03.2023	Yoga Super Working 2022-23	Investsmart		PMA fund income	Deposit			\$208.81
47	14.03.2023	Yoga Super Savings 2022-23	> Yoga Super Working 2022-23		Transfer	Transfer			\$-4,000.00
Grand Total:									\$-120,969.96

ID	Date	Account	Payee	Status	Category	Type	Number	Notes	Amount
48	14.03.2023	Yoga Super Working 2022-23	Taylor & Co Financial Services		Accountant	Withdrawal			\$-2,541.00
49	14.03.2023	Yoga Super Working 2022-23	ATO		PAYG Tax	Withdrawal			\$-2,437.55
50	15.03.2023	Yoga Super Working 2022-23	BWX		Dividends received	Deposit			\$226.05
51	22.03.2023	Yoga Super Savings 2022-23	> Yoga Super Working 2022-23		Transfer	Transfer			\$-10,000.00
52	22.03.2023	Yoga Super Working 2022-23	Clearsky		Clearsky 43 fund	Withdrawal			\$-10,000.00
65	22.03.2023	Yoga Super Savings 2022-23	SGM		Dividends received	Deposit			\$84.00
53	28.03.2023	Yoga Super Savings 2022-23	> Yoga Super Working 2022-23		Transfer	Transfer			\$-2,000.00
66	28.03.2023	Yoga Super Savings 2022-23	BKL		Dividends received	Deposit			\$87.00
54	31.03.2023	Yoga Super Working 2022-23	Westpac		Bank Interest paid	Deposit			\$1.12
67	31.03.2023	Yoga Super Savings 2022-23	Westpac		Bank Interest paid	Deposit			\$220.06
68	31.03.2023	Yoga Super Savings 2022-23	CAJ		Dividends received	Deposit			\$40.55
69	31.03.2023	Yoga Super Savings 2022-23	TLS		Dividends received	Deposit			\$87.29
70	31.03.2023	Yoga Super Savings 2022-23	BEN		Dividends received	Deposit			\$158.92
71	31.03.2023	Yoga Super Savings 2022-23	IGO		Dividends received	Deposit			\$175.00
72	31.03.2023	Yoga Super Savings 2022-23	SUN		Dividends received	Deposit			\$256.41
73	05.04.2023	Yoga Super Savings 2022-23	SEK		Dividends received	Deposit			\$120.00
74	05.04.2023	Yoga Super Savings 2022-23	CSL		Dividends received	Deposit			\$194.57
55	13.04.2023	Yoga Super Working 2022-23	Investsmart		PMA fund income	Deposit			\$53.16
56	17.04.2023	Yoga Super Working 2022-23	AMW Audit		Auditors fees	Withdrawal			\$-440.00
75	20.04.2023	Yoga Super Savings 2022-23	Macquarie Bank		Term deposit	Withdrawal			\$-100,000.00
57	21.04.2023	Yoga Super Working 2022-23	ATO		PAYG Tax	Withdrawal			\$-2,175.00
58	28.04.2023	Yoga Super Working 2022-23	Westpac		Bank Interest paid	Deposit			\$1.68
76	28.04.2023	Yoga Super Savings 2022-23	Westpac		Bank Interest paid	Deposit			\$169.66
59	11.05.2023	Yoga Super Working 2022-23	Investsmart		PMA fund income	Deposit			\$245.50
77	18.05.2023	Yoga Super Savings 2022-23	Clearsky		Clearsky T8 fund	Deposit			\$446.57
60	31.05.2023	Yoga Super Working 2022-23	Westpac		Bank Interest paid	Deposit			\$0.42
78	31.05.2023	Yoga Super Savings 2022-23	Westpac		Bank Interest paid	Deposit			\$135.74
79	26.06.2023	Yoga Super Savings 2022-23	D Simpson		Super Contribution	Deposit			\$15,000.00
Grand Total:									\$-120,969.96

ID	Date	Account	Payee	Status	Category	Type	Number	Notes	Amount
80	26.06.2023	Yoga Super Savings 2022-23	D Simpson		Super Contribution	Deposit			\$10,000.00
81	26.06.2023	Yoga Super Savings 2022-23	D Finnegan		Super Contribution	Deposit			\$25,000.00
61	30.06.2023	Yoga Super Working 2022-23	Westpac		Bank Interest paid	Deposit			\$0.46
82	30.06.2023	Yoga Super Savings 2022-23	Westpac		Bank Interest paid	Deposit			\$129.21
Grand Total:									\$-120,969.96

## Filtering Details:

Since: 2022-07-01,  
Before: 2023-06-30

## Yoga Super 2022-23

### Transaction List for Account: Yoga Super Working 2022-23

Report Generated 30.08.2023 19:42:33

ID	Date	Account	Payee	Status	Category	Type	Number	Notes	Amount
24	04.07.2022	Yoga Super Working 2022-23	ATO		PAYG Tax	Withdrawal			\$-828.00
2	20.07.2022	Yoga Super Savings 2022-23	< Yoga Super Savings 2022-23		Transfer	Transfer			\$4,000.00
25	20.07.2022	Yoga Super Working 2022-23	INES		Dividends received	Deposit			\$2,969.82
26	20.07.2022	Yoga Super Working 2022-23	Investsmart		PMA buy shares	Withdrawal			\$-20,000.00
27	29.07.2022	Yoga Super Working 2022-23	Westpac		Bank Interest paid	Deposit			\$0.10
28	15.08.2022	Yoga Super Working 2022-23	Investsmart		PMA fund income	Deposit			\$441.56
6	31.08.2022	Yoga Super Savings 2022-23	< Yoga Super Savings 2022-23		Transfer	Transfer			\$12,000.00
29	31.08.2022	Yoga Super Working 2022-23	Westpac		Bank Interest paid	Deposit			\$0.33
30	02.09.2022	Yoga Super Working 2022-23	LYC		Shares bought	Withdrawal			\$-12,769.95
31	14.09.2022	Yoga Super Working 2022-23	QAN		Shares sold	Deposit			\$7,400.05
32	15.09.2022	Yoga Super Working 2022-23	Investsmart		PMA fund income	Deposit			\$51.48
33	30.09.2022	Yoga Super Working 2022-23	Westpac		Bank Interest paid	Deposit			\$3.61
34	06.10.2022	Yoga Super Working 2022-23	ATO		PAYG Tax	Withdrawal			\$-844.00
35	06.10.2022	Yoga Super Working 2022-23	ASIC		ASIC fees	Withdrawal			\$-59.00
36	12.10.2022	Yoga Super Working 2022-23	Investsmart		PMA fund income	Deposit			\$44.20
37	31.10.2022	Yoga Super Working 2022-23	Westpac		Bank Interest paid	Deposit			\$5.90
38	14.11.2022	Yoga Super Working 2022-23	Investsmart		PMA fund income	Deposit			\$243.78
39	30.11.2022	Yoga Super Working 2022-23	Westpac		Bank Interest paid	Deposit			\$5.69
40	30.12.2022	Yoga Super Working 2022-23	Westpac		Bank Interest paid	Deposit			\$5.78
41	31.01.2023	Yoga Super Working 2022-23	Westpac		Bank Interest paid	Deposit			\$6.18
42	13.02.2023	Yoga Super Working 2022-23	Investsmart		PMA fund income	Deposit			\$206.32
43	27.02.2023				Transfer	Transfer			\$-5,000.00
Grand Total:									\$-13,811.17

ID	Date	Account	Payee	Status	Category	Type	Number	Notes	Amount
		Yoga Super Working 2022-23	> Yoga Super Savings 2022-23						
44	27.02.2023	Yoga Super Working 2022-23	ATO		PAYG Tax	Withdrawal			\$-844.00
45	27.02.2023	Yoga Super Working 2022-23	Westpac		Bank Interest paid	Deposit			\$5.33
46	13.03.2023	Yoga Super Working 2022-23	Investsmart		PMA fund income	Deposit			\$208.81
47	14.03.2023	Yoga Super Savings 2022-23	< Yoga Super Savings 2022-23		Transfer	Transfer			\$4,000.00
48	14.03.2023	Yoga Super Working 2022-23	Taylor & Co Financial Services		Accountant	Withdrawal			\$-2,541.00
49	14.03.2023	Yoga Super Working 2022-23	ATO		PAYG Tax	Withdrawal			\$-2,437.55
50	15.03.2023	Yoga Super Working 2022-23	BWX		Dividends received	Deposit			\$226.05
51	22.03.2023	Yoga Super Savings 2022-23	< Yoga Super Savings 2022-23		Transfer	Transfer			\$10,000.00
52	22.03.2023	Yoga Super Working 2022-23	Clearsky		Clearsky 43 fund	Withdrawal			\$-10,000.00
53	28.03.2023	Yoga Super Savings 2022-23	< Yoga Super Savings 2022-23		Transfer	Transfer			\$2,000.00
54	31.03.2023	Yoga Super Working 2022-23	Westpac		Bank Interest paid	Deposit			\$1.12
55	13.04.2023	Yoga Super Working 2022-23	Investsmart		PMA fund income	Deposit			\$53.16
56	17.04.2023	Yoga Super Working 2022-23	AMW Audit		Auditors fees	Withdrawal			\$-440.00
57	21.04.2023	Yoga Super Working 2022-23	ATO		PAYG Tax	Withdrawal			\$-2,175.00
58	28.04.2023	Yoga Super Working 2022-23	Westpac		Bank Interest paid	Deposit			\$1.68
59	11.05.2023	Yoga Super Working 2022-23	Investsmart		PMA fund income	Deposit			\$245.50
60	31.05.2023	Yoga Super Working 2022-23	Westpac		Bank Interest paid	Deposit			\$0.42
61	30.06.2023	Yoga Super Working 2022-23	Westpac		Bank Interest paid	Deposit			\$0.46
Grand Total:									\$-13,811.17

### Filtering Details:

Account: Yoga Super Working 2022-23,

Since: 2022-07-01,

Before: 2023-06-30



## Yoga Super 2022-23

### Transaction List for Account: Yoga Super Savings 2022-23

Report Generated 30.08.2023 19:40:05

ID	Date	Account	Payee	Status	Category	Type	Number	Notes	Amount
1	01.07.2022	Yoga Super Savings 2022-23	ANZ		Dividends received	Deposit			\$380.16
2	20.07.2022	Yoga Super Savings 2022-23	> Yoga Super Working 2022-23		Transfer	Transfer			\$-4,000.00
3	29.07.2022	Yoga Super Savings 2022-23	Westpac		Bank Interest paid	Deposit			\$29.13
4	17.08.2022	Yoga Super Savings 2022-23	Clearsky		Clearsky T8 fund	Deposit			\$300.51
5	31.08.2022	Yoga Super Savings 2022-23	Westpac		Bank Interest paid	Deposit			\$108.07
6	31.08.2022	Yoga Super Savings 2022-23	> Yoga Super Working 2022-23		Transfer	Transfer			\$-12,000.00
7	01.09.2022	Yoga Super Savings 2022-23	ANZ		Dividends received	Deposit			\$147.60
8	19.09.2022	Yoga Super Savings 2022-23	BKL		Dividends received	Deposit			\$32.00
9	21.09.2022	Yoga Super Savings 2022-23	TLS		Dividends received	Deposit			\$87.29
10	21.09.2022	Yoga Super Savings 2022-23	SUN		Dividends received	Deposit			\$132.09
11	29.09.2022	Yoga Super Savings 2022-23	BEN		Dividends received	Deposit			\$145.22
12	30.09.2022	Yoga Super Savings 2022-23	Westpac		Bank Interest paid	Deposit			\$175.26
13	30.09.2022	Yoga Super Savings 2022-23	IGO		Dividends received	Deposit			\$62.50
14	04.10.2022	Yoga Super Savings 2022-23	SEK		Dividends received	Deposit			\$105.00
15	05.10.2022	Yoga Super Savings 2022-23	CSL		Dividends received	Deposit			\$211.00
16	19.10.2022	Yoga Super Savings 2022-23	SGM		Dividends received	Deposit			\$300.00
17	21.10.2022	Yoga Super Savings 2022-23	CAJ		Dividends received	Deposit			\$40.55
18	31.10.2022	Yoga Super Savings 2022-23	Westpac		Bank Interest paid	Deposit			\$218.13
19	18.11.2022	Yoga Super Savings 2022-23	Clearsky		Clearsky T8 fund	Deposit			\$311.11
20	30.11.2022	Yoga Super Savings 2022-23	Westpac		Bank Interest paid	Deposit			\$211.58
21	15.12.2022	Yoga Super Savings 2022-23	ANZ		Dividends received	Deposit			\$390.72
22	30.12.2022		Westpac			Deposit			\$212.07
Grand Total:									\$-70,158.79

ID	Date	Account	Payee	Status	Category	Type	Number	Notes	Amount
		Yoga Super Savings 2022-23			Bank Interest paid				
23	31.01.2023	Yoga Super Savings 2022-23	Westpac		Bank Interest paid	Deposit			\$226.57
62	03.02.2023	Yoga Super Savings 2022-23	SHV		Dividends received	Deposit			\$20.00
63	20.02.2023	Yoga Super Savings 2022-23	Clearsky		Clearsky T8 fund	Deposit			\$490.99
43	27.02.2023	Yoga Super Working 2022-23	< Yoga Super Working 2022-23		Transfer	Transfer			\$5,000.00
64	28.02.2023	Yoga Super Savings 2022-23	Westpac		Bank Interest paid	Deposit			\$198.68
47	14.03.2023	Yoga Super Savings 2022-23	> Yoga Super Working 2022-23		Transfer	Transfer			-\$4,000.00
51	22.03.2023	Yoga Super Savings 2022-23	> Yoga Super Working 2022-23		Transfer	Transfer			-\$10,000.00
65	22.03.2023	Yoga Super Savings 2022-23	SGM		Dividends received	Deposit			\$84.00
53	28.03.2023	Yoga Super Savings 2022-23	> Yoga Super Working 2022-23		Transfer	Transfer			-\$2,000.00
66	28.03.2023	Yoga Super Savings 2022-23	BKL		Dividends received	Deposit			\$87.00
67	31.03.2023	Yoga Super Savings 2022-23	Westpac		Bank Interest paid	Deposit			\$220.06
68	31.03.2023	Yoga Super Savings 2022-23	CAJ		Dividends received	Deposit			\$40.55
69	31.03.2023	Yoga Super Savings 2022-23	TLS		Dividends received	Deposit			\$87.29
70	31.03.2023	Yoga Super Savings 2022-23	BEN		Dividends received	Deposit			\$158.92
71	31.03.2023	Yoga Super Savings 2022-23	IGO		Dividends received	Deposit			\$175.00
72	31.03.2023	Yoga Super Savings 2022-23	SUN		Dividends received	Deposit			\$256.41
73	05.04.2023	Yoga Super Savings 2022-23	SEK		Dividends received	Deposit			\$120.00
74	05.04.2023	Yoga Super Savings 2022-23	CSL		Dividends received	Deposit			\$194.57
75	20.04.2023	Yoga Super Savings 2022-23	Macquarie Bank		Term deposit	Withdrawal			-\$100,000.00
76	28.04.2023	Yoga Super Savings 2022-23	Westpac		Bank Interest paid	Deposit			\$169.66
77	18.05.2023	Yoga Super Savings 2022-23	Clearsky		Clearsky T8 fund	Deposit			\$446.57
78	31.05.2023	Yoga Super Savings 2022-23	Westpac		Bank Interest paid	Deposit			\$135.74
79	26.06.2023	Yoga Super Savings 2022-23	D Simpson		Super Contribution	Deposit			\$15,000.00
80	26.06.2023	Yoga Super Savings 2022-23	D Simpson		Super Contribution	Deposit			\$10,000.00
81	26.06.2023	Yoga Super Savings 2022-23	D Finnegan		Super Contribution	Deposit			\$25,000.00
82	30.06.2023	Yoga Super Savings 2022-23	Westpac		Bank Interest paid	Deposit			\$129.21
Grand Total:									-\$70,158.79

**Filtering Details:**

Account: Yoga Super Savings 2022-23,  
Since: 2022-07-01,  
Before: 2023-06-30