

ANNUAL REPORT

30 June 2021

Table of Contents

Cash Account Summary	1
Cash Statement	5
Cash Unsettled Securities and Accrued Income and Expenses	21
Investment Income	24
Investment Transactions	30
Point to Point Performance	42
Portfolio Fees Report	43
Portfolio Summary	46
Portfolio Valuation	48
Realised Gains (Enhanced)	52
Unrealised Gains	59
Audit Statement	67

Kealba Super Pty Ltd ATF The Kealba Superannuation Fund

Investor Details

Brian Pilbeam
32 Reid Street
, ARDEER VIC 3022

Investor Details

Debra Pilbeam
32 Reid Street
, ARDEER VIC 3022

Investor Details

Kealba Super Pty Ltd

Adviser Details

Paul Hewins
Level 12 8 Exhibition Street
, MELBOURNE VIC 3000
03 86464000

Cash Account Summary

From Wednesday, July 1, 2020 to Wednesday, June 30, 2021

Kealba Super Fund

Kealba Super Fund - Cash Portfolio

Opening Balance as at 01 Jul 2020	\$3.54
Security Income	\$0.00
Fees and Charges	\$0.00
Contributions	\$75,000.00
Withdrawals	(\$75,000.00)
Sales and Redemptions	\$0.00
Purchases	\$0.00
Interest on Cash	\$0.00
Closing Balance as at 30 Jun 2021	\$3.54

Kealba Super Fund - PWM Alternative Asset

Opening Balance as at 01 Jul 2020	\$1,833.75
Security Income	\$1,944.48
Fees and Charges	(\$1,240.97)
Contributions	\$0.00
Withdrawals	\$0.00
Sales and Redemptions	\$39,334.10
Purchases	(\$39,200.13)
Interest on Cash	\$0.00
Closing Balance as at 30 Jun 2021	\$2,671.23

Kealba Super Fund - PWM Australian Share

Opening Balance as at 01 Jul 2020	\$20,961.33
Security Income	\$13,045.85
Fees and Charges	(\$7,021.23)
Contributions	\$75,000.00
Withdrawals	\$0.00
Sales and Redemptions	\$225,986.41
Purchases	(\$290,808.51)
Interest on Cash	\$0.00
Closing Balance as at 30 Jun 2021	\$37,163.85

Cash Account Summary

From Wednesday, July 1, 2020 to Wednesday, June 30, 2021

Kealba Super Fund

Kealba Super Fund - PWM International Share

Opening Balance as at 01 Jul 2020	\$73,680.73
Security Income	\$14,617.57
Fees and Charges	(\$6,939.69)
Contributions	\$28.44
Withdrawals	\$0.00
Sales and Redemptions	\$502,938.07
Purchases	(\$547,040.82)
Interest on Cash	\$0.00
Closing Balance as at 30 Jun 2021	\$37,284.30

Kealba Super Fund - PWM Listed Property

Opening Balance as at 01 Jul 2020	\$550.08
Security Income	\$5,743.94
Fees and Charges	(\$1,964.79)
Contributions	\$0.00
Withdrawals	\$0.00
Sales and Redemptions	\$112,167.02
Purchases	(\$111,767.78)
Interest on Cash	\$0.00
Closing Balance as at 30 Jun 2021	\$4,728.47

Kealba Super Fund - PWM Transition

Opening Balance as at 01 Jul 2020	\$1,853.91
Security Income	\$1,777.31
Fees and Charges	(\$497.39)
Contributions	\$0.00
Withdrawals	\$0.00
Sales and Redemptions	\$40,777.45
Purchases	(\$40,777.45)
Interest on Cash	\$0.00
Closing Balance as at 30 Jun 2021	\$3,133.83

Cash Account Summary

From Wednesday, July 1, 2020 to Wednesday, June 30, 2021

Kealba Super Fund

** Includes the estimated value of Managed Fund redemptions and applications processed but awaiting confirmation by external registries

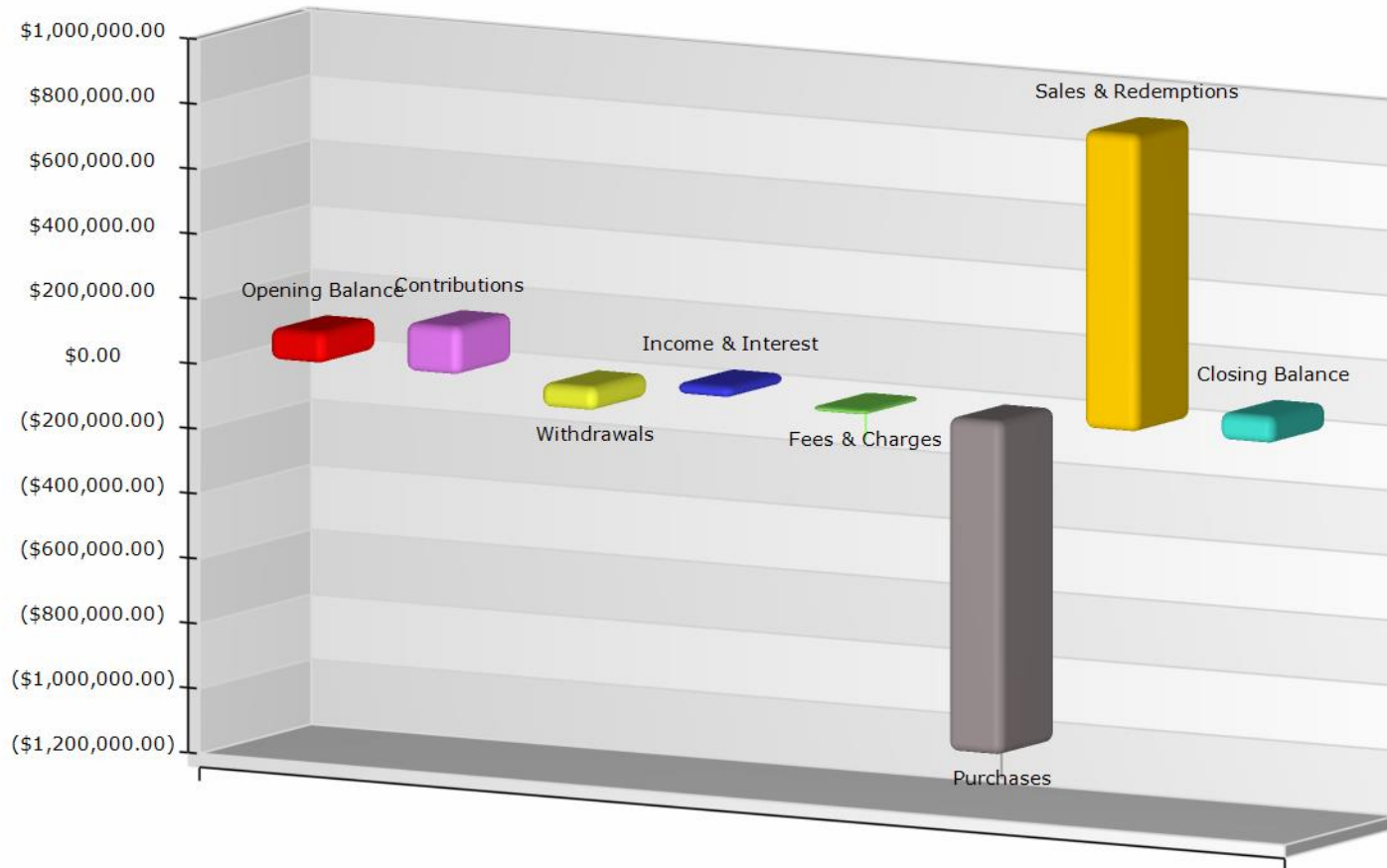
Data reflected in this report may be derived from an external source. If from an external source, it is assumed to be correct at the time this report is produced. Investment Administration Services Pty Limited does not assume responsibility for any inaccurate data provided by the external source. The information in this report is not intended to provide advice, as it does not take into account your personal objectives, financial situation or needs. The information is given in good faith and is derived from sources believed to be accurate. Please note that information contained in this report will be incorrect or incomplete if data supplied to us is incorrect. To the extent permitted by law no liability is accepted for any loss or damage as a result of reliance on this information. IAS does not guarantee the repayment of capital, payment of income or the performance of any particular investment.

Cash Account Summary

From Wednesday, July 1, 2020 to Wednesday, June 30, 2021

Kealba Super Fund

Kealba Super Fund



Cash Statement - Settled Basis

From Wednesday, July 1, 2020 to Wednesday, June 30, 2021

Kealba Super Fund

Portfolio Code	Portfolio Name	Settlement Date	Transaction Description	Transaction Type	Transaction Qualifier	Debit	Credit	Balance	
Kealba Super Fund									
AUD Cash									
			Opening Balance					98,883.34	CR
18248501	Kealba Super Fund - PWM Listed Property	03/07/2020	Buy - 10,476.0000 units of EGH @ 0.3225	Buy		3,406.51		95,476.83	CR
18248501	Kealba Super Fund - PWM Listed Property	03/07/2020	Buy - 649.0000 units of RFF @ 2.0044	Buy		1,331.61		94,145.22	CR
18248502	Kealba Super Fund - PWM Australian Share	03/07/2020	Dividend from MQG	Dividend	Income Credit		279.00	94,424.22	CR
18248501	Kealba Super Fund - PWM Listed Property	03/07/2020	Sell - 1,368.0000 units of COF @ 2.0099	Sell			2,715.74	97,139.96	CR
18248501	Kealba Super Fund - PWM Listed Property	03/07/2020	Sell - 1,333.0000 units of MGR @ 2.2350	Sell			2,945.01	100,084.97	CR
18248502	Kealba Super Fund - PWM Australian Share	06/07/2020	Withdrawal - Portfolio Management Fee	Withdrawal	Cash Fee	480.67		99,604.30	CR
18248503	Kealba Super Fund - PWM International Share	06/07/2020	Withdrawal - Portfolio Management Fee	Withdrawal	Cash Fee	522.15		99,082.15	CR
18248504	Kealba Super Fund - PWM Alternative Asset	06/07/2020	Withdrawal - Portfolio Management Fee	Withdrawal	Cash Fee	99.85		98,982.30	CR
18248505	Kealba Super Fund - PWM Transition	06/07/2020	Withdrawal - Portfolio Management Fee	Withdrawal	Cash Fee	31.41		98,950.89	CR
18248501	Kealba Super Fund - PWM Listed Property	06/07/2020	Withdrawal - Portfolio Management Fee	Withdrawal	Cash Fee	142.62		98,808.27	CR
18248502	Kealba Super Fund - PWM Australian Share	07/07/2020	Buy - 53.0000 units of WPL @ 21.7549	Buy		1,181.37		97,626.90	CR
18248502	Kealba Super Fund - PWM Australian Share	07/07/2020	Buy - 2,042.0000 units of NEA @ 2.4696	Buy		5,072.50		92,554.40	CR
18248502	Kealba Super Fund - PWM Australian Share	07/07/2020	Buy - 278.0000 units of EVN @ 5.9780	Buy		1,690.41		90,863.99	CR
18248502	Kealba Super Fund - PWM Australian Share	07/07/2020	Buy - 150.0000 units of FMG @ 14.0041	Buy		2,129.28		88,734.71	CR
18248502	Kealba Super Fund - PWM Australian Share	07/07/2020	Buy - 64.0000 units of LLC @ 12.7343	Buy		843.26		87,891.45	CR
18248502	Kealba Super Fund - PWM Australian Share	07/07/2020	Buy - 1,123.0000 units of AMP @ 1.8263	Buy		2,079.58		85,811.87	CR
18248502	Kealba Super Fund - PWM Australian Share	07/07/2020	Buy - 30.0000 units of ASX @ 87.4765	Buy		2,653.13		83,158.74	CR
18248502	Kealba Super Fund - PWM Australian Share	07/07/2020	Buy - 461.0000 units of CNU @ 7.1902	Buy		3,343.72		79,815.02	CR
18248502	Kealba Super Fund - PWM Australian Share	07/07/2020	Buy - 6.0000 units of COH @ 199.6503	Buy		1,226.28		78,588.74	CR
18248502	Kealba Super Fund - PWM Australian Share	07/07/2020	Sell - 17.0000 units of MQG @ 121.6282	Sell			2,039.03	80,627.77	CR
18248502	Kealba Super Fund - PWM Australian Share	07/07/2020	Sell - 85.0000 units of NAB @ 18.7392	Sell			1,564.32	82,192.09	CR
18248502	Kealba Super Fund - PWM Australian Share	07/07/2020	Sell - 150.0000 units of OZL @ 11.6152	Sell			1,713.74	83,905.83	CR
18248502	Kealba Super Fund - PWM Australian Share	07/07/2020	Sell - 52.0000 units of RIO @ 96.4842	Sell			4,987.60	88,893.43	CR
18248502	Kealba Super Fund - PWM Australian Share	07/07/2020	Sell - 86.0000 units of RMD @ 28.0933	Sell			2,387.26	91,280.69	CR

Cash Statement - Settled Basis

From Wednesday, July 1, 2020 to Wednesday, June 30, 2021

Kealba Super Fund

18248502	Kealba Super Fund - PWM Australian Share	07/07/2020	Sell - 807.0000 units of SYD @ 5.7401	Sell		4,602.80	95,883.49	CR
18248502	Kealba Super Fund - PWM Australian Share	07/07/2020	Sell - 27.0000 units of WES @ 45.9626	Sell		1,212.60	97,096.09	CR
18248502	Kealba Super Fund - PWM Australian Share	07/07/2020	Sell - 36.0000 units of XRO @ 91.1175	Sell		3,251.20	100,347.29	CR
18248502	Kealba Super Fund - PWM Australian Share	07/07/2020	Sell - 11.0000 units of CBA @ 71.6091	Sell		759.45	101,106.74	CR
18248501	Kealba Super Fund - PWM Listed Property	08/07/2020	Sell - 510.0000 units of DXS @ 9.4319	Sell		4,772.17	105,878.91	CR
18248501	Kealba Super Fund - PWM Listed Property	09/07/2020	Buy - 742.0000 units of SGP @ 3.5011	Buy	2,631.31		103,247.60	CR
18248503	Kealba Super Fund - PWM International Share	09/07/2020	Distribution from MAQ0410AU	Dividend	Income Credit	2,013.53	105,261.13	CR
18248504	Kealba Super Fund - PWM Alternative Asset	14/07/2020	Distribution from MGE0006AU	Dividend	Income Credit	668.69	105,929.82	CR
18248503	Kealba Super Fund - PWM International Share	14/07/2020	Distribution from MGE0007AU	Dividend	Income Credit	7,102.19	113,032.01	CR
18248503	Kealba Super Fund - PWM International Share	14/07/2020	Sell - 460.0000 units of VISM @ 46.6711	Sell		21,433.95	134,465.96	CR
18248503	Kealba Super Fund - PWM International Share	16/07/2020	Dividend from VISM	Dividend	Income Credit	306.16	134,772.12	CR
18248502	Kealba Super Fund - PWM Australian Share	16/07/2020	Dividend from NST	Dividend	Income Credit	132.45	134,904.57	CR
18248501	Kealba Super Fund - PWM Listed Property	31/07/2020	Dividend from RFF	Dividend	Income Credit	78.56	134,983.13	CR
18248502	Kealba Super Fund - PWM Australian Share	05/08/2020	Buy - 46.0000 units of WPL @ 19.9483	Buy	945.91		134,037.22	CR
18248502	Kealba Super Fund - PWM Australian Share	05/08/2020	Buy - 8.0000 units of CSL @ 278.9722	Buy	2,260.49		131,776.73	CR
18248502	Kealba Super Fund - PWM Australian Share	05/08/2020	Buy - 1,793.0000 units of AMP @ 1.4125	Buy	2,561.41		129,215.32	CR
18248502	Kealba Super Fund - PWM Australian Share	05/08/2020	Buy - 19.0000 units of ASX @ 83.7505	Buy	1,619.77		127,595.55	CR
18248502	Kealba Super Fund - PWM Australian Share	05/08/2020	Buy - 97.0000 units of IVC @ 9.6642	Buy	965.73		126,629.82	CR
18248502	Kealba Super Fund - PWM Australian Share	05/08/2020	Sell - 414.0000 units of FMG @ 17.8277	Sell		7,350.34	133,980.16	CR
18248502	Kealba Super Fund - PWM Australian Share	05/08/2020	Sell - 230.0000 units of QBE @ 10.0144	Sell		2,274.58	136,254.74	CR
18248502	Kealba Super Fund - PWM Australian Share	05/08/2020	Sell - 293.0000 units of OZL @ 13.8144	Sell		4,018.34	140,273.08	CR
18248502	Kealba Super Fund - PWM Australian Share	05/08/2020	Sell - 315.0000 units of PPH @ 7.0793	Sell		2,201.27	142,474.35	CR
18248503	Kealba Super Fund - PWM International Share	06/08/2020	Sell - 52,099.5319 units of MAQ0410AU @ 2.9172	Sell		151,956.75	294,431.10	CR
18248503	Kealba Super Fund - PWM International Share	06/08/2020	Sell - 34,696.4065 units of MGE0007AU @ 1.7727	Sell		61,478.32	355,909.42	CR
18248501	Kealba Super Fund - PWM Listed Property	06/08/2020	Sell - 209.0000 units of GMG @ 17.1478	Sell		3,548.37	359,457.79	CR
18248501	Kealba Super Fund - PWM Listed Property	06/08/2020	Sell - 1,783.0000 units of CIP @ 3.3116	Sell		5,864.20	365,321.99	CR
18248501	Kealba Super Fund - PWM Listed Property	06/08/2020	Sell - 2,023.0000 units of ABP @ 2.6700	Sell		5,362.07	370,684.06	CR
18248501	Kealba Super Fund - PWM Listed Property	06/08/2020	Buy - 2,157.0000 units of WPR @ 2.5558	Buy	5,552.50		365,131.56	CR
18248501	Kealba Super Fund - PWM Listed Property	06/08/2020	Buy - 1,487.0000 units of NSR @ 1.8835	Buy	2,834.72		362,296.84	CR

Cash Statement - Settled Basis

From Wednesday, July 1, 2020 to Wednesday, June 30, 2021

Kealba Super Fund

18248501	Kealba Super Fund - PWM Listed Property	10/08/2020	Dividend from CIP	Dividend	Income Credit		83.36	362,380.20	CR
18248501	Kealba Super Fund - PWM Listed Property	10/08/2020	Dividend from COF	Dividend	Income Credit		60.88	362,441.08	CR
18248505	Kealba Super Fund - PWM Transition	11/08/2020	Withdrawal - Portfolio Management Fee	Withdrawal	Cash Fee	34.15		362,406.93	CR
18248503	Kealba Super Fund - PWM International Share	11/08/2020	Withdrawal - Portfolio Management Fee	Withdrawal	Cash Fee	552.88		361,854.05	CR
18248504	Kealba Super Fund - PWM Alternative Asset	11/08/2020	Withdrawal - Portfolio Management Fee	Withdrawal	Cash Fee	105.76		361,748.29	CR
18248502	Kealba Super Fund - PWM Australian Share	11/08/2020	Withdrawal - Portfolio Management Fee	Withdrawal	Cash Fee	503.03		361,245.26	CR
18248501	Kealba Super Fund - PWM Listed Property	11/08/2020	Withdrawal - Portfolio Management Fee	Withdrawal	Cash Fee	148.27		361,096.99	CR
18248501	Kealba Super Fund - PWM Listed Property	11/08/2020	Buy - 618.0000 units of WPR @ 2.4634	Buy		1,553.60		359,543.39	CR
18248501	Kealba Super Fund - PWM Listed Property	11/08/2020	Buy - 327.0000 units of DXS @ 8.3838	Buy		2,775.26		356,768.13	CR
18248503	Kealba Super Fund - PWM International Share	21/08/2020	Buy - 96,543.5215 units of ETL8482AU @ 1.1052	Buy		106,727.90		250,040.23	CR
18248501	Kealba Super Fund - PWM Listed Property	21/08/2020	Dividend from ADI	Dividend	Income Credit		94.08	250,134.31	CR
18248501	Kealba Super Fund - PWM Listed Property	26/08/2020	Sell - 2,441.0000 units of GDI @ 1.0550	Sell			2,541.85	252,676.16	CR
18248501	Kealba Super Fund - PWM Listed Property	28/08/2020	Sell - 816.0000 units of GOZ @ 3.2792	Sell			2,642.23	255,318.39	CR
18248501	Kealba Super Fund - PWM Listed Property	28/08/2020	Dividend from DXS	Dividend	Income Credit		376.42	255,694.81	CR
18248501	Kealba Super Fund - PWM Listed Property	28/08/2020	Dividend from DXS	Dividend	Income Credit		92.15	255,786.96	CR
18248501	Kealba Super Fund - PWM Listed Property	28/08/2020	Dividend from GMG	Dividend	Income Credit		200.20	255,987.16	CR
18248501	Kealba Super Fund - PWM Listed Property	28/08/2020	Dividend from GMG	Dividend	Income Credit		72.80	256,059.96	CR
18248502	Kealba Super Fund - PWM Australian Share	28/08/2020	Dividend from GMG	Dividend	Income Credit		35.42	256,095.38	CR
18248502	Kealba Super Fund - PWM Australian Share	28/08/2020	Dividend from GMG	Dividend	Income Credit		12.88	256,108.26	CR
18248501	Kealba Super Fund - PWM Listed Property	28/08/2020	Dividend from GPT	Dividend	Income Credit		361.12	256,469.38	CR
18248501	Kealba Super Fund - PWM Listed Property	28/08/2020	Buy - 6,101.0000 units of EGH @ 0.3997	Buy		2,471.79		253,997.59	CR
18248501	Kealba Super Fund - PWM Listed Property	31/08/2020	Dividend from GDI	Dividend	Income Credit		94.59	254,092.18	CR
18248501	Kealba Super Fund - PWM Listed Property	31/08/2020	Dividend from GOZ	Dividend	Income Credit		253.30	254,345.48	CR
18248501	Kealba Super Fund - PWM Listed Property	31/08/2020	Dividend from ABP	Dividend	Income Credit		183.08	254,528.56	CR
18248501	Kealba Super Fund - PWM Listed Property	31/08/2020	Dividend from CHC	Dividend	Income Credit		69.41	254,597.97	CR
18248501	Kealba Super Fund - PWM Listed Property	31/08/2020	Dividend from CHC	Dividend	Income Credit		51.03	254,649.00	CR
18248501	Kealba Super Fund - PWM Listed Property	31/08/2020	Dividend from SGP	Dividend	Income Credit		350.75	254,999.75	CR
18248502	Kealba Super Fund - PWM Australian Share	04/09/2020	Sell - 500.0000 units of IVC @ 9.6252	Sell			4,783.08	259,782.83	CR
18248502	Kealba Super Fund - PWM Australian Share	04/09/2020	Sell - 250.0000 units of LLC @ 11.9956	Sell			2,969.95	262,752.78	CR

Cash Statement - Settled Basis

From Wednesday, July 1, 2020 to Wednesday, June 30, 2021

Kealba Super Fund

18248502	Kealba Super Fund - PWM Australian Share	04/09/2020	Sell - 215.0000 units of QBE @ 10.0370	Sell		2,129.28	264,882.06	CR
18248502	Kealba Super Fund - PWM Australian Share	04/09/2020	Sell - 27.0000 units of XRO @ 99.9899	Sell		2,670.88	267,552.94	CR
18248505	Kealba Super Fund - PWM Transition	04/09/2020	Withdrawal - Portfolio Management Fee	Withdrawal	Cash Fee	38.74	267,514.20	CR
18248502	Kealba Super Fund - PWM Australian Share	04/09/2020	Withdrawal - Portfolio Management Fee	Withdrawal	Cash Fee	510.76	267,003.44	CR
18248504	Kealba Super Fund - PWM Alternative Asset	04/09/2020	Withdrawal - Portfolio Management Fee	Withdrawal	Cash Fee	104.38	266,899.06	CR
18248503	Kealba Super Fund - PWM International Share	04/09/2020	Withdrawal - Portfolio Management Fee	Withdrawal	Cash Fee	555.18	266,343.88	CR
18248502	Kealba Super Fund - PWM Australian Share	04/09/2020	Buy - 233.0000 units of EVN @ 5.6500	Buy		1,344.86	264,999.02	CR
18248502	Kealba Super Fund - PWM Australian Share	04/09/2020	Buy - 227.0000 units of GMG @ 18.2800	Buy		4,178.87	260,820.15	CR
18248502	Kealba Super Fund - PWM Australian Share	04/09/2020	Buy - 2,413.0000 units of IPL @ 2.0965	Buy		5,088.44	255,731.71	CR
18248502	Kealba Super Fund - PWM Australian Share	04/09/2020	Buy - 41.0000 units of CBA @ 66.9600	Buy		2,774.23	252,957.48	CR
18248501	Kealba Super Fund - PWM Listed Property	04/09/2020	Withdrawal - Portfolio Management Fee	Withdrawal	Cash Fee	156.39	252,801.09	CR
18248502	Kealba Super Fund - PWM Australian Share	04/09/2020	Buy - 51.0000 units of WES @ 47.6500	Buy		2,458.91	250,342.18	CR
18248502	Kealba Super Fund - PWM Australian Share	04/09/2020	Buy - 1,197.0000 units of NEA @ 3.1293	Buy		3,774.95	246,567.23	CR
18248501	Kealba Super Fund - PWM Listed Property	10/09/2020	Buy - 1,561.0000 units of MGR @ 2.1056	Buy		3,321.74	243,245.49	CR
18248501	Kealba Super Fund - PWM Listed Property	14/09/2020	Dividend from MGR	Dividend	Income Credit	171.78	243,417.27	CR
18248502	Kealba Super Fund - PWM Australian Share	15/09/2020	Dividend from LLC	Dividend	Income Credit	31.75	243,449.02	CR
18248505	Kealba Super Fund - PWM Transition	16/09/2020	Dividend from NSC	Dividend	Income Credit	67.86	243,516.88	CR
18248502	Kealba Super Fund - PWM Australian Share	18/09/2020	Dividend from WPL	Dividend	Income Credit	196.46	243,713.34	CR
18248502	Kealba Super Fund - PWM Australian Share	22/09/2020	Dividend from BHP	Dividend	Income Credit	193.17	243,906.51	CR
18248501	Kealba Super Fund - PWM Listed Property	22/09/2020	Buy - 206.0000 units of GMG @ 18.0000	Buy		3,743.79	240,162.72	CR
18248503	Kealba Super Fund - PWM International Share	23/09/2020	Buy - 29,746.6652 units of FSF5774AU @ 1.4004	Buy		41,685.23	198,477.49	CR
18248503	Kealba Super Fund - PWM International Share	23/09/2020	Buy - 40,957.3643 units of ETL1864AU @ 1.2581	Buy		51,556.46	146,921.03	CR
18248501	Kealba Super Fund - PWM Listed Property	23/09/2020	Sell - 742.0000 units of RFF @ 2.3225	Sell		1,691.69	148,612.72	CR
18248502	Kealba Super Fund - PWM Australian Share	24/09/2020	Dividend from RMD	Dividend	Income Credit	46.42	148,659.14	CR
18248502	Kealba Super Fund - PWM Australian Share	24/09/2020	Dividend from ALU	Dividend	Income Credit	119.32	148,778.46	CR
18248505	Kealba Super Fund - PWM Transition	25/09/2020	Dividend from BAF	Dividend	Income Credit	1,091.22	149,869.68	CR
18248501	Kealba Super Fund - PWM Listed Property	25/09/2020	Dividend from EGH	Dividend	Income Credit	91.17	149,960.85	CR
18248502	Kealba Super Fund - PWM Australian Share	25/09/2020	Dividend from EVN	Dividend	Income Credit	195.84	150,156.69	CR
18248502	Kealba Super Fund - PWM Australian Share	25/09/2020	Dividend from QBE	Dividend	Income Credit	68.04	150,224.73	CR

Cash Statement - Settled Basis

From Wednesday, July 1, 2020 to Wednesday, June 30, 2021

Kealba Super Fund

18248501	Kealba Super Fund - PWM Listed Property	29/09/2020	Buy - 702.0000 units of CIP @ 3.1971	Buy		2,277.07		147,947.66	CR
18248501	Kealba Super Fund - PWM Listed Property	29/09/2020	Sell - 643.0000 units of ADI @ 2.7313	Sell			1,724.56	149,672.22	CR
18248503	Kealba Super Fund - PWM International Share	30/09/2020	Dividend from WQG	Dividend	Income Credit		1,300.52	150,972.74	CR
18248502	Kealba Super Fund - PWM Australian Share	30/09/2020	Dividend from CBA	Dividend	Income Credit		483.14	151,455.88	CR
18248502	Kealba Super Fund - PWM Australian Share	30/09/2020	Dividend from ASX	Dividend	Income Credit		428.75	151,884.63	CR
18248502	Kealba Super Fund - PWM Australian Share	01/10/2020	Dividend from AMP	Dividend	Income Credit		1,315.40	153,200.03	CR
18248502	Kealba Super Fund - PWM Australian Share	01/10/2020	Dividend from WES	Dividend	Income Credit		150.10	153,350.13	CR
18248502	Kealba Super Fund - PWM Australian Share	02/10/2020	Dividend from FMG	Dividend	Income Credit		1,660.00	155,010.13	CR
18248502	Kealba Super Fund - PWM Australian Share	05/10/2020	Dividend from OZL	Dividend	Income Credit		169.68	155,179.81	CR
18248502	Kealba Super Fund - PWM Australian Share	05/10/2020	Dividend from IVC	Dividend	Income Credit		55.50	155,235.31	CR
18248502	Kealba Super Fund - PWM Australian Share	05/10/2020	Buy - 1,455.0000 units of AMP @ 1.3407	Buy		1,979.33		153,255.98	CR
18248502	Kealba Super Fund - PWM Australian Share	05/10/2020	Buy - 108.0000 units of NAB @ 17.8311	Buy		1,954.37		151,301.61	CR
18248502	Kealba Super Fund - PWM Australian Share	05/10/2020	Buy - 783.0000 units of NEA @ 2.3232	Buy		1,847.64		149,453.97	CR
18248502	Kealba Super Fund - PWM Australian Share	05/10/2020	Sell - 9.0000 units of COH @ 199.9464	Sell			1,770.96	151,224.93	CR
18248502	Kealba Super Fund - PWM Australian Share	05/10/2020	Sell - 7.0000 units of CSL @ 288.4067	Sell			1,990.21	153,215.14	CR
18248504	Kealba Super Fund - PWM Alternative Asset	06/10/2020	Sell - 1,330.0000 units of ACQRZ @ 1.1000	Sell	File Adjustment		1,463.00	154,678.14	CR
18248504	Kealba Super Fund - PWM Alternative Asset	06/10/2020	Buy - 1,330.0000 units of ACQN @ 1.1000	Buy	File Adjustment	1,463.00		153,215.14	CR
18248504	Kealba Super Fund - PWM Alternative Asset	06/10/2020	Buy - 1,330.0000 units of ACQRZ @ 1.1000	Buy	Book Value Adjustment	1,463.00		151,752.14	CR
18248505	Kealba Super Fund - PWM Transition	07/10/2020	Withdrawal - Portfolio Management Fee	Withdrawal	Cash Fee	39.85		151,712.29	CR
18248503	Kealba Super Fund - PWM International Share	07/10/2020	Withdrawal - Portfolio Management Fee	Withdrawal	Cash Fee	542.75		151,169.54	CR
18248502	Kealba Super Fund - PWM Australian Share	07/10/2020	Withdrawal - Portfolio Management Fee	Withdrawal	Cash Fee	481.24		150,688.30	CR
18248504	Kealba Super Fund - PWM Alternative Asset	07/10/2020	Withdrawal - Portfolio Management Fee	Withdrawal	Cash Fee	102.85		150,585.45	CR
18248501	Kealba Super Fund - PWM Listed Property	07/10/2020	Withdrawal - Portfolio Management Fee	Withdrawal	Cash Fee	152.78		150,432.67	CR
18248501	Kealba Super Fund - PWM Listed Property	08/10/2020	Dividend from LIC	Dividend	Income Credit		14.53	150,447.20	CR
18248502	Kealba Super Fund - PWM Australian Share	08/10/2020	Buy - 281.0000 units of OSH @ 2.8200	Buy		820.67		149,626.53	CR
18248502	Kealba Super Fund - PWM Australian Share	08/10/2020	Buy - 78.0000 units of WPL @ 17.9611	Buy		1,429.41		148,197.12	CR
18248502	Kealba Super Fund - PWM Australian Share	08/10/2020	Sell - 183.0000 units of CNU @ 8.0090	Sell			1,437.19	149,634.31	CR
18248502	Kealba Super Fund - PWM Australian Share	08/10/2020	Sell - 99.0000 units of ELD @ 11.2512	Sell			1,085.52	150,719.83	CR
18248502	Kealba Super Fund - PWM Australian Share	08/10/2020	Sell - 124.0000 units of QBE @ 8.9134	Sell			1,076.92	151,796.75	CR

Cash Statement - Settled Basis

From Wednesday, July 1, 2020 to Wednesday, June 30, 2021

Kealba Super Fund

18248502	Kealba Super Fund - PWM Australian Share	08/10/2020	Sell - 13.0000 units of XRO @ 106.1157	Sell		1,351.06	153,147.81	CR
18248502	Kealba Super Fund - PWM Australian Share	08/10/2020	Sell - 124.0000 units of PPH @ 8.0478	Sell		969.61	154,117.42	CR
18248502	Kealba Super Fund - PWM Australian Share	09/10/2020	Dividend from CSL	Dividend	Income Credit	157.24	154,274.66	CR
18248502	Kealba Super Fund - PWM Australian Share	12/10/2020	Dividend from CNU	Dividend	Income Credit	222.45	154,497.11	CR
18248501	Kealba Super Fund - PWM Listed Property	13/10/2020	Buy - 300.0000 units of RFF @ 2.3066	Buy		720.20	153,776.91	CR
18248501	Kealba Super Fund - PWM Listed Property	13/10/2020	Buy - 833.0000 units of VCX @ 1.4315	Buy		1,220.81	152,556.10	CR
18248501	Kealba Super Fund - PWM Listed Property	13/10/2020	Buy - 213.0000 units of NSR @ 1.8589	Buy		424.07	152,132.03	CR
18248501	Kealba Super Fund - PWM Listed Property	13/10/2020	Buy - 309.0000 units of MGR @ 2.2671	Buy		728.75	151,403.28	CR
18248504	Kealba Super Fund - PWM Alternative Asset	13/10/2020	Buy - 1,330.0000 units of ACQ @ 1.1000	Buy	Share Exchange	1,463.00	149,940.28	CR
18248501	Kealba Super Fund - PWM Listed Property	13/10/2020	Buy - 782.0000 units of CIP @ 3.1965	Buy		2,528.44	147,411.84	CR
18248501	Kealba Super Fund - PWM Listed Property	13/10/2020	Buy - 1,804.0000 units of EGH @ 0.3823	Buy		717.89	146,693.95	CR
18248501	Kealba Super Fund - PWM Listed Property	13/10/2020	Buy - 35.0000 units of GMG @ 18.6516	Buy		681.02	146,012.93	CR
18248501	Kealba Super Fund - PWM Listed Property	13/10/2020	Sell - 139.0000 units of SGP @ 4.0409	Sell		533.51	146,546.44	CR
18248501	Kealba Super Fund - PWM Listed Property	13/10/2020	Sell - 202.0000 units of WPR @ 2.7293	Sell		523.15	147,069.59	CR
18248501	Kealba Super Fund - PWM Listed Property	13/10/2020	Sell - 35.0000 units of LIC @ 10.0572	Sell		323.89	147,393.48	CR
18248501	Kealba Super Fund - PWM Listed Property	13/10/2020	Sell - 365.0000 units of GOZ @ 3.4842	Sell		1,243.33	148,636.81	CR
18248501	Kealba Super Fund - PWM Listed Property	13/10/2020	Sell - 80.0000 units of CHC @ 13.4430	Sell		1,047.11	149,683.92	CR
18248504	Kealba Super Fund - PWM Alternative Asset	13/10/2020	Sell - 1,330.0000 units of ACQN @ 1.1000	Sell	Share Exchange	1,463.00	151,146.92	CR
18248501	Kealba Super Fund - PWM Listed Property	14/10/2020	Sell - 737.0000 units of ADI @ 2.6200	Sell		1,902.33	153,049.25	CR
18248502	Kealba Super Fund - PWM Australian Share	15/10/2020	Dividend from HLS	Dividend	Income Credit	111.51	153,160.76	CR
18248505	Kealba Super Fund - PWM Transition	19/10/2020	Buy - 4,912.0000 units of WMA @ 1.0774	Buy	File Adjustment	5,292.12	147,868.64	CR
18248505	Kealba Super Fund - PWM Transition	19/10/2020	Buy - 1,328.0000 units of WMA @ 1.0928	Buy	File Adjustment	1,451.20	146,417.44	CR
18248505	Kealba Super Fund - PWM Transition	19/10/2020	Buy - 9,198.0000 units of WMA @ 1.1046	Buy	File Adjustment	10,159.85	136,257.59	CR
18248505	Kealba Super Fund - PWM Transition	19/10/2020	Buy - 3,383.0000 units of WMA @ 1.0368	Buy	File Adjustment	3,507.47	132,750.12	CR
18248505	Kealba Super Fund - PWM Transition	19/10/2020	Buy - 2,314.0000 units of WMA @ 1.1121	Buy	File Adjustment	2,573.40	130,176.72	CR
18248505	Kealba Super Fund - PWM Transition	19/10/2020	Buy - 13,680.0000 units of WMA @ 1.1652	Buy	File Adjustment	15,939.60	114,237.12	CR
18248505	Kealba Super Fund - PWM Transition	19/10/2020	Buy - 1,559.0000 units of WMA @ 1.1891	Buy	File Adjustment	1,853.81	112,383.31	CR
18248505	Kealba Super Fund - PWM Transition	19/10/2020	Sell - 4,912.0000 units of BAF @ 1.0774	Sell	File Adjustment	5,292.12	117,675.43	CR
18248505	Kealba Super Fund - PWM Transition	19/10/2020	Sell - 1,328.0000 units of BAF @ 1.0928	Sell	File Adjustment	1,451.20	119,126.63	CR

Cash Statement - Settled Basis

From Wednesday, July 1, 2020 to Wednesday, June 30, 2021

Kealba Super Fund

18248505	Kealba Super Fund - PWM Transition	19/10/2020	Sell - 9,198.0000 units of BAF @ 1.1046	Sell	File Adjustment		10,159.85	129,286.48	CR
18248505	Kealba Super Fund - PWM Transition	19/10/2020	Sell - 3,383.0000 units of BAF @ 1.0368	Sell	File Adjustment		3,507.47	132,793.95	CR
18248505	Kealba Super Fund - PWM Transition	19/10/2020	Sell - 2,314.0000 units of BAF @ 1.1121	Sell	File Adjustment		2,573.40	135,367.35	CR
18248505	Kealba Super Fund - PWM Transition	19/10/2020	Sell - 13,680.0000 units of BAF @ 1.1652	Sell	File Adjustment		15,939.60	151,306.95	CR
18248505	Kealba Super Fund - PWM Transition	19/10/2020	Sell - 1,559.0000 units of BAF @ 1.1891	Sell	File Adjustment		1,853.81	153,160.76	CR
18248501	Kealba Super Fund - PWM Listed Property	20/10/2020	Sell - 887.0000 units of ADI @ 2.6355	Sell			2,308.95	155,469.71	CR
18248501	Kealba Super Fund - PWM Listed Property	23/10/2020	Sell - 279.0000 units of DXS @ 9.2925	Sell			2,563.79	158,033.50	CR
18248501	Kealba Super Fund - PWM Listed Property	23/10/2020	Buy - 66.0000 units of GMG @ 18.5020	Buy		1,249.51		156,783.99	CR
18248504	Kealba Super Fund - PWM Alternative Asset	30/10/2020	Buy - 3,276.3370 units of MGE0006AU @ 1.7128	Buy		5,639.71		151,144.28	CR
18248501	Kealba Super Fund - PWM Listed Property	30/10/2020	Dividend from RFF	Dividend	Income Credit		79.08	151,223.36	CR
18248501	Kealba Super Fund - PWM Listed Property	30/10/2020	Dividend from CIP	Dividend	Income Credit		29.84	151,253.20	CR
18248501	Kealba Super Fund - PWM Listed Property	03/11/2020	Buy - 1,036.0000 units of CLW @ 4.7886	Buy		4,990.56		146,262.64	CR
18248504	Kealba Super Fund - PWM Alternative Asset	03/11/2020	Sell - 26.0000 units of GOLD @ 248.8713	Sell			6,440.61	152,703.25	CR
18248501	Kealba Super Fund - PWM Listed Property	03/11/2020	Sell - 1,236.0000 units of RFF @ 2.4153	Sell			2,956.36	155,659.61	CR
18248502	Kealba Super Fund - PWM Australian Share	04/11/2020	Sell - 113.0000 units of RMD @ 27.4572	Sell			3,073.69	158,733.30	CR
18248502	Kealba Super Fund - PWM Australian Share	04/11/2020	Sell - 151.0000 units of QBE @ 8.2658	Sell			1,219.75	159,953.05	CR
18248502	Kealba Super Fund - PWM Australian Share	04/11/2020	Sell - 104.0000 units of OZL @ 14.5303	Sell			1,482.67	161,435.72	CR
18248502	Kealba Super Fund - PWM Australian Share	04/11/2020	Sell - 150.0000 units of FMG @ 17.2137	Sell			2,553.25	163,988.97	CR
18248502	Kealba Super Fund - PWM Australian Share	04/11/2020	Buy - 4.0000 units of CSL @ 286.0499	Buy		1,172.56		162,816.41	CR
18248502	Kealba Super Fund - PWM Australian Share	04/11/2020	Buy - 342.0000 units of CTD @ 14.6550	Buy		5,041.59		157,774.82	CR
18248502	Kealba Super Fund - PWM Australian Share	04/11/2020	Buy - 40.0000 units of BHP @ 33.8273	Buy		1,381.52		156,393.30	CR
18248502	Kealba Super Fund - PWM Australian Share	04/11/2020	Buy - 217.0000 units of HUB @ 21.5353	Buy		4,702.63		151,690.67	CR
18248502	Kealba Super Fund - PWM Australian Share	04/11/2020	Buy - 9.0000 units of MQG @ 127.2887	Buy		1,173.96		150,516.71	CR
18248502	Kealba Super Fund - PWM Australian Share	05/11/2020	Withdrawal - Portfolio Management Fee	Withdrawal	Cash Fee	522.58		149,994.13	CR
18248501	Kealba Super Fund - PWM Listed Property	05/11/2020	Withdrawal - Portfolio Management Fee	Withdrawal	Cash Fee	158.61		149,835.52	CR
18248503	Kealba Super Fund - PWM International Share	05/11/2020	Withdrawal - Portfolio Management Fee	Withdrawal	Cash Fee	578.62		149,256.90	CR
18248505	Kealba Super Fund - PWM Transition	05/11/2020	Withdrawal - Portfolio Management Fee	Withdrawal	Cash Fee	43.24		149,213.66	CR
18248504	Kealba Super Fund - PWM Alternative Asset	05/11/2020	Withdrawal - Portfolio Management Fee	Withdrawal	Cash Fee	108.19		149,105.47	CR
18248501	Kealba Super Fund - PWM Listed Property	06/11/2020	Dividend from ADI	Dividend	Income Credit		69.83	149,175.30	CR

Cash Statement - Settled Basis

From Wednesday, July 1, 2020 to Wednesday, June 30, 2021

Kealba Super Fund

18248501	Kealba Super Fund - PWM Listed Property	06/11/2020	Buy - 1,310.0000 units of NSR @ 1.8308	Buy	2,427.10		146,748.20	CR	
18248501	Kealba Super Fund - PWM Listed Property	06/11/2020	Sell - 298.0000 units of WPR @ 2.7434	Sell		789.27	147,537.47	CR	
18248501	Kealba Super Fund - PWM Listed Property	09/11/2020	Sell - 1,352.0000 units of GOZ @ 3.5848	Sell		4,817.12	152,354.59	CR	
18248501	Kealba Super Fund - PWM Listed Property	10/11/2020	Buy - 1,627.0000 units of CQE @ 2.9612	Buy	4,847.39		147,507.20	CR	
18248501	Kealba Super Fund - PWM Listed Property	11/11/2020	Buy - 4,788.0000 units of VCX @ 1.4428	Buy	6,938.31		140,568.89	CR	
18248501	Kealba Super Fund - PWM Listed Property	11/11/2020	Sell - 665.0000 units of DXS @ 9.0337	Sell		5,977.52	146,546.41	CR	
18248501	Kealba Super Fund - PWM Listed Property	12/11/2020	Sell - 840.0000 units of GPT @ 4.6999	Sell		3,918.68	150,465.09	CR	
18248501	Kealba Super Fund - PWM Listed Property	12/11/2020	Buy - 125.0000 units of GMG @ 18.3745	Buy	2,325.54		148,139.55	CR	
182485	Kealba Super Fund - Cash Portfolio	16/11/2020	Deposit - Contribution from Client	Deposit		75,000.00	223,139.55	CR	
18248502	Kealba Super Fund - PWM Australian Share	20/11/2020	Deposit - Cash Transfer from Portfolio 182485	Deposit		75,000.00	298,139.55	CR	
182485	Kealba Super Fund - Cash Portfolio	20/11/2020	Withdrawal - Cash Transfer to Portfolio 18248502	Withdrawal	75,000.00		223,139.55	CR	
18248502	Kealba Super Fund - PWM Australian Share	24/11/2020	Buy - 40.0000 units of WES @ 49.4700	Buy	2,007.42		221,132.13	CR	
18248502	Kealba Super Fund - PWM Australian Share	24/11/2020	Buy - 24.0000 units of MQG @ 137.4600	Buy	3,328.08		217,804.05	CR	
18248502	Kealba Super Fund - PWM Australian Share	24/11/2020	Buy - 1,149.0000 units of NEA @ 2.4200	Buy	2,809.45		214,994.60	CR	
18248502	Kealba Super Fund - PWM Australian Share	24/11/2020	Buy - 515.0000 units of OZL @ 14.7615	Buy	7,632.57		207,362.03	CR	
18248502	Kealba Super Fund - PWM Australian Share	24/11/2020	Buy - 647.0000 units of PPH @ 6.9200	Buy	4,506.64		202,855.39	CR	
18248502	Kealba Super Fund - PWM Australian Share	24/11/2020	Buy - 172.0000 units of RMD @ 28.8900	Buy	4,998.65		197,856.74	CR	
18248502	Kealba Super Fund - PWM Australian Share	24/11/2020	Buy - 110.0000 units of GMG @ 18.4700	Buy	2,060.34		195,796.40	CR	
18248502	Kealba Super Fund - PWM Australian Share	24/11/2020	Buy - 396.0000 units of FMG @ 17.0400	Buy	6,777.96		189,018.44	CR	
18248502	Kealba Super Fund - PWM Australian Share	24/11/2020	Buy - 312.0000 units of ELD @ 11.1100	Buy	3,495.41		185,523.03	CR	
18248502	Kealba Super Fund - PWM Australian Share	24/11/2020	Buy - 651.0000 units of EVN @ 5.5100	Buy	3,616.15		181,906.88	CR	
18248502	Kealba Super Fund - PWM Australian Share	24/11/2020	Buy - 15.0000 units of CSL @ 314.6900	Buy	4,749.84		177,157.04	CR	
18248502	Kealba Super Fund - PWM Australian Share	24/11/2020	Buy - 371.0000 units of CNU @ 8.1200	Buy	3,041.47		174,115.57	CR	
18248502	Kealba Super Fund - PWM Australian Share	24/11/2020	Buy - 82.0000 units of ASX @ 80.3359	Buy	6,617.62		167,497.95	CR	
18248502	Kealba Super Fund - PWM Australian Share	24/11/2020	Buy - 32.0000 units of CBA @ 79.8300	Buy	2,583.37		164,914.58	CR	
18248502	Kealba Super Fund - PWM Australian Share	24/11/2020	Buy - 145.0000 units of ALU @ 36.3132	Buy	5,295.07		159,619.51	CR	
18248502	Kealba Super Fund - PWM Australian Share	25/11/2020	Buy - 14.0000 units of COH @ 233.9400	Buy	3,304.19		156,315.32	CR	
18248505	Kealba Super Fund - PWM Transition	26/11/2020	Dividend from NSC	Dividend		Income Credit	84.83	156,400.15	CR
18248504	Kealba Super Fund - PWM Alternative Asset	27/11/2020	Dividend from ACQ	Dividend		Income Credit	249.38	156,649.53	CR

Cash Statement - Settled Basis

From Wednesday, July 1, 2020 to Wednesday, June 30, 2021

Kealba Super Fund

18248502	Kealba Super Fund - PWM Australian Share	27/11/2020	Buy - 2,588.0000 units of PPHZ @ 1.7414	Buy	Share Exchange	4,506.64		152,142.89	CR
18248502	Kealba Super Fund - PWM Australian Share	27/11/2020	Buy - 6,140.0000 units of PPHZ @ 1.5281	Buy	Share Exchange	9,382.62		142,760.27	CR
18248502	Kealba Super Fund - PWM Australian Share	27/11/2020	Sell - 647.0000 units of PPH @ 6.9654	Sell	Share Exchange		4,506.64	147,266.91	CR
18248502	Kealba Super Fund - PWM Australian Share	27/11/2020	Sell - 1,535.0000 units of PPH @ 6.1125	Sell	Share Exchange		9,382.62	156,649.53	CR
18248502	Kealba Super Fund - PWM Australian Share	03/12/2020	Sell - 2,588.0000 units of PPHZ @ 1.7414	Sell	Share Exchange		4,506.64	161,156.17	CR
18248502	Kealba Super Fund - PWM Australian Share	03/12/2020	Sell - 6,140.0000 units of PPHZ @ 1.5281	Sell	Share Exchange		9,382.62	170,538.79	CR
18248502	Kealba Super Fund - PWM Australian Share	03/12/2020	Sell - 332.0000 units of OZL @ 16.6069	Sell			5,483.75	176,022.54	CR
18248502	Kealba Super Fund - PWM Australian Share	03/12/2020	Buy - 2,588.0000 units of PPH @ 1.7414	Buy	Share Exchange	4,506.64		171,515.90	CR
18248502	Kealba Super Fund - PWM Australian Share	03/12/2020	Buy - 6,140.0000 units of PPH @ 1.5281	Buy	Share Exchange	9,382.62		162,133.28	CR
18248502	Kealba Super Fund - PWM Australian Share	03/12/2020	Buy - 236.0000 units of NAB @ 23.0441	Buy		5,468.12		156,665.16	CR
18248502	Kealba Super Fund - PWM Australian Share	04/12/2020	Buy - 4,677.0000 units of M7T @ 1.3257	Buy		6,230.26		150,434.90	CR
18248504	Kealba Super Fund - PWM Alternative Asset	04/12/2020	Withdrawal - Portfolio Management Fee	Withdrawal	Cash Fee	99.34		150,335.56	CR
18248505	Kealba Super Fund - PWM Transition	04/12/2020	Withdrawal - Portfolio Management Fee	Withdrawal	Cash Fee	41.14		150,294.42	CR
18248502	Kealba Super Fund - PWM Australian Share	04/12/2020	Withdrawal - Portfolio Management Fee	Withdrawal	Cash Fee	597.63		149,696.79	CR
18248503	Kealba Super Fund - PWM International Share	04/12/2020	Withdrawal - Portfolio Management Fee	Withdrawal	Cash Fee	556.63		149,140.16	CR
18248501	Kealba Super Fund - PWM Listed Property	04/12/2020	Withdrawal - Portfolio Management Fee	Withdrawal	Cash Fee	163.24		148,976.92	CR
18248503	Kealba Super Fund - PWM International Share	07/12/2020	Buy - 39,199.4219 units of OPS8304AU @ 1.1735	Buy		46,028.60		102,948.32	CR
18248501	Kealba Super Fund - PWM Listed Property	07/12/2020	Sell - 2,275.0000 units of WPR @ 2.6940	Sell			6,098.92	109,047.24	CR
18248501	Kealba Super Fund - PWM Listed Property	10/12/2020	Buy - 2,304.0000 units of SCG @ 2.9447	Buy		6,814.73		102,232.51	CR
18248503	Kealba Super Fund - PWM International Share	10/12/2020	Buy - 38,699.5586 units of ETL1864AU @ 1.4496	Buy		56,126.88		46,105.63	CR
18248502	Kealba Super Fund - PWM Australian Share	10/12/2020	Dividend from NAB	Dividend	Income Credit		282.00	46,387.63	CR
18248503	Kealba Super Fund - PWM International Share	11/12/2020	Sell - 49,569.9256 units of ETL8482AU @ 1.2110	Sell			60,001.18	106,388.81	CR
18248503	Kealba Super Fund - PWM International Share	14/12/2020	Distribution from FSF5774AU	Dividend	Income Credit		118.99	106,507.80	CR
18248502	Kealba Super Fund - PWM Australian Share	17/12/2020	Dividend from RMD	Dividend	Income Credit		40.98	106,548.78	CR
18248502	Kealba Super Fund - PWM Australian Share	18/12/2020	Dividend from ELD	Dividend	Income Credit		182.13	106,730.91	CR
18248502	Kealba Super Fund - PWM Australian Share	22/12/2020	Dividend from MQG	Dividend	Income Credit		238.95	106,969.86	CR
18248502	Kealba Super Fund - PWM Australian Share	24/12/2020	Buy - 2,274.0000 units of IPL @ 2.2735	Buy		5,199.57		101,770.29	CR
18248502	Kealba Super Fund - PWM Australian Share	24/12/2020	Buy - 33.0000 units of COH @ 191.4576	Buy		6,348.09		95,422.20	CR
18248502	Kealba Super Fund - PWM Australian Share	24/12/2020	Sell - 437.0000 units of FMG @ 23.4705	Sell			10,225.38	105,647.58	CR

Cash Statement - Settled Basis

From Wednesday, July 1, 2020 to Wednesday, June 30, 2021

Kealba Super Fund

18248502	Kealba Super Fund - PWM Australian Share	24/12/2020	Sell - 509.0000 units of IVC @ 11.3402	Sell		5,742.35	111,389.93	CR
18248502	Kealba Super Fund - PWM Australian Share	24/12/2020	Sell - 335.0000 units of OZL @ 19.1064	Sell		6,370.63	117,760.56	CR
18248502	Kealba Super Fund - PWM Australian Share	29/12/2020	Sell - 516.0000 units of QBE @ 8.7550	Sell		4,488.16	122,248.72	CR
18248502	Kealba Super Fund - PWM Australian Share	29/12/2020	Buy - 220.0000 units of HUB @ 21.3206	Buy	4,720.01		117,528.71	CR
18248503	Kealba Super Fund - PWM International Share	07/01/2021	Withdrawal - Portfolio Management Fee	Withdrawal	Cash Fee	608.34	116,920.37	CR
18248502	Kealba Super Fund - PWM Australian Share	07/01/2021	Withdrawal - Portfolio Management Fee	Withdrawal	Cash Fee	641.00	116,279.37	CR
18248501	Kealba Super Fund - PWM Listed Property	07/01/2021	Withdrawal - Portfolio Management Fee	Withdrawal	Cash Fee	175.03	116,104.34	CR
18248505	Kealba Super Fund - PWM Transition	07/01/2021	Withdrawal - Portfolio Management Fee	Withdrawal	Cash Fee	44.79	116,059.55	CR
18248504	Kealba Super Fund - PWM Alternative Asset	07/01/2021	Withdrawal - Portfolio Management Fee	Withdrawal	Cash Fee	106.03	115,953.52	CR
18248503	Kealba Super Fund - PWM International Share	15/01/2021	Distribution from MGE0007AU	Dividend	Income Credit	2,475.66	118,429.18	CR
18248504	Kealba Super Fund - PWM Alternative Asset	15/01/2021	Distribution from MGE0006AU	Dividend	Income Credit	690.99	119,120.17	CR
18248501	Kealba Super Fund - PWM Listed Property	15/01/2021	Buy - 1,252.0000 units of WPR @ 2.5056	Buy	3,166.00		115,954.17	CR
18248503	Kealba Super Fund - PWM International Share	15/01/2021	Deposit - OPS8304AU Fee Rebate Dec 20	Deposit	Other Fees	6.29	115,960.46	CR
18248501	Kealba Super Fund - PWM Listed Property	15/01/2021	Sell - 1,868.0000 units of RFF @ 2.5031	Sell		4,646.32	120,606.78	CR
18248501	Kealba Super Fund - PWM Listed Property	21/01/2021	Dividend from CQE	Dividend	Income Credit	61.01	120,667.79	CR
18248501	Kealba Super Fund - PWM Listed Property	28/01/2021	Dividend from CIP	Dividend	Income Credit	63.07	120,730.86	CR
18248501	Kealba Super Fund - PWM Listed Property	29/01/2021	Dividend from RFF	Dividend	Income Credit	52.68	120,783.54	CR
18248501	Kealba Super Fund - PWM Listed Property	01/02/2021	Buy - 677.0000 units of WPR @ 2.5315	Buy	1,742.37		119,041.17	CR
18248501	Kealba Super Fund - PWM Listed Property	01/02/2021	Sell - 972.0000 units of MGR @ 2.4210	Sell		2,324.47	121,365.64	CR
18248502	Kealba Super Fund - PWM Australian Share	03/02/2021	Sell - 102.0000 units of ASX @ 70.7799	Sell		7,189.28	128,554.92	CR
18248502	Kealba Super Fund - PWM Australian Share	03/02/2021	Buy - 1,901.0000 units of TLS @ 3.1464	Buy	6,011.19		122,543.73	CR
18248502	Kealba Super Fund - PWM Australian Share	03/02/2021	Buy - 1,895.0000 units of NTO @ 3.1583	Buy	6,014.87		116,528.86	CR
18248504	Kealba Super Fund - PWM Alternative Asset	04/02/2021	Withdrawal - Portfolio Management Fee	Withdrawal	Cash Fee	105.82	116,423.04	CR
18248505	Kealba Super Fund - PWM Transition	04/02/2021	Withdrawal - Portfolio Management Fee	Withdrawal	Cash Fee	46.81	116,376.23	CR
18248501	Kealba Super Fund - PWM Listed Property	04/02/2021	Withdrawal - Portfolio Management Fee	Withdrawal	Cash Fee	171.97	116,204.26	CR
18248502	Kealba Super Fund - PWM Australian Share	04/02/2021	Withdrawal - Portfolio Management Fee	Withdrawal	Cash Fee	641.99	115,562.27	CR
18248503	Kealba Super Fund - PWM International Share	04/02/2021	Withdrawal - Portfolio Management Fee	Withdrawal	Cash Fee	615.52	114,946.75	CR
18248501	Kealba Super Fund - PWM Listed Property	12/02/2021	Dividend from CLW	Dividend	Income Credit	75.63	115,022.38	CR
18248501	Kealba Super Fund - PWM Listed Property	12/02/2021	Buy - 612.0000 units of DXS @ 8.6196	Buy	5,304.86		109,717.52	CR

Cash Statement - Settled Basis

From Wednesday, July 1, 2020 to Wednesday, June 30, 2021

Kealba Super Fund

18248501	Kealba Super Fund - PWM Listed Property	12/02/2021	Sell - 622.0000 units of MGR @ 2.3637	Sell		1,441.75	111,159.27	CR
18248501	Kealba Super Fund - PWM Listed Property	12/02/2021	Sell - 593.0000 units of SCG @ 2.7728	Sell		1,615.75	112,775.02	CR
18248501	Kealba Super Fund - PWM Listed Property	23/02/2021	Sell - 1,711.0000 units of SCG @ 2.7149	Sell		4,615.73	117,390.75	CR
18248501	Kealba Super Fund - PWM Listed Property	25/02/2021	Dividend from GMG	Dividend	Income Credit	306.45	117,697.20	CR
18248502	Kealba Super Fund - PWM Australian Share	25/02/2021	Dividend from GMG	Dividend	Income Credit	98.85	117,796.05	CR
18248501	Kealba Super Fund - PWM Listed Property	26/02/2021	Dividend from DXS	Dividend	Income Credit	254.59	118,050.64	CR
18248501	Kealba Super Fund - PWM Listed Property	26/02/2021	Dividend from GPT	Dividend	Income Credit	401.68	118,452.32	CR
18248501	Kealba Super Fund - PWM Listed Property	26/02/2021	Dividend from CHC	Dividend	Income Credit	43.28	118,495.60	CR
18248501	Kealba Super Fund - PWM Listed Property	26/02/2021	Dividend from CHC	Dividend	Income Credit	64.49	118,560.09	CR
18248501	Kealba Super Fund - PWM Listed Property	26/02/2021	Dividend from SCG	Dividend	Income Credit	119.77	118,679.86	CR
18248501	Kealba Super Fund - PWM Listed Property	26/02/2021	Dividend from SGP	Dividend	Income Credit	442.06	119,121.92	CR
18248501	Kealba Super Fund - PWM Listed Property	01/03/2021	Dividend from MGR	Dividend	Income Credit	300.62	119,422.54	CR
18248501	Kealba Super Fund - PWM Listed Property	01/03/2021	Dividend from NSR	Dividend	Income Credit	120.40	119,542.94	CR
18248501	Kealba Super Fund - PWM Listed Property	01/03/2021	Buy - 1,545.0000 units of GOZ @ 3.1241	Buy		4,856.25	114,686.69	CR
18248501	Kealba Super Fund - PWM Listed Property	02/03/2021	Dividend from VCX	Dividend	Income Credit	329.87	115,016.56	CR
18248502	Kealba Super Fund - PWM Australian Share	03/03/2021	Sell - 725.0000 units of LLC @ 13.5430	Sell		9,787.59	124,804.15	CR
18248502	Kealba Super Fund - PWM Australian Share	03/03/2021	Sell - 925.0000 units of EVN @ 4.0996	Sell		3,762.94	128,567.09	CR
18248502	Kealba Super Fund - PWM Australian Share	03/03/2021	Sell - 693.0000 units of CNU @ 7.4290	Sell		5,118.68	133,685.77	CR
18248502	Kealba Super Fund - PWM Australian Share	03/03/2021	Sell - 28.0000 units of COH @ 216.4625	Sell		6,031.04	139,716.81	CR
18248502	Kealba Super Fund - PWM Australian Share	03/03/2021	Sell - 32.0000 units of XRO @ 122.6570	Sell		3,895.79	143,612.60	CR
18248502	Kealba Super Fund - PWM Australian Share	03/03/2021	Sell - 1,269.0000 units of OSH @ 4.2995	Sell		5,426.35	149,038.95	CR
18248502	Kealba Super Fund - PWM Australian Share	03/03/2021	Sell - 260.0000 units of OZL @ 21.8553	Sell		5,652.59	154,691.54	CR
18248502	Kealba Super Fund - PWM Australian Share	03/03/2021	Sell - 2,138.0000 units of PPH @ 1.6429	Sell		3,483.41	158,174.95	CR
18248502	Kealba Super Fund - PWM Australian Share	03/03/2021	Buy - 2,078.0000 units of IPL @ 2.6444	Buy		5,524.79	152,650.16	CR
18248502	Kealba Super Fund - PWM Australian Share	03/03/2021	Buy - 250.0000 units of CTD @ 19.9560	Buy		5,018.58	147,631.58	CR
18248502	Kealba Super Fund - PWM Australian Share	03/03/2021	Buy - 131.0000 units of BHP @ 49.8803	Buy		6,564.38	141,067.20	CR
18248502	Kealba Super Fund - PWM Australian Share	03/03/2021	Buy - 1,392.0000 units of NEA @ 2.3510	Buy		3,301.62	137,765.58	CR
18248502	Kealba Super Fund - PWM Australian Share	03/03/2021	Buy - 437.0000 units of QBE @ 9.2401	Buy		4,067.19	133,698.39	CR
18248502	Kealba Super Fund - PWM Australian Share	03/03/2021	Buy - 1,994.0000 units of TLS @ 3.1391	Buy		6,289.35	127,409.04	CR

Cash Statement - Settled Basis

From Wednesday, July 1, 2020 to Wednesday, June 30, 2021

Kealba Super Fund

18248502	Kealba Super Fund - PWM Australian Share	03/03/2021	Buy - 55.0000 units of WES @ 50.6613	Buy		2,815.25		124,593.79	CR
18248505	Kealba Super Fund - PWM Transition	04/03/2021	Withdrawal - Portfolio Management Fee	Withdrawal	Cash Fee	42.26		124,551.53	CR
18248504	Kealba Super Fund - PWM Alternative Asset	04/03/2021	Withdrawal - Portfolio Management Fee	Withdrawal	Cash Fee	93.99		124,457.54	CR
18248503	Kealba Super Fund - PWM International Share	04/03/2021	Withdrawal - Portfolio Management Fee	Withdrawal	Cash Fee	562.36		123,895.18	CR
18248502	Kealba Super Fund - PWM Australian Share	04/03/2021	Withdrawal - Portfolio Management Fee	Withdrawal	Cash Fee	592.28		123,302.90	CR
18248501	Kealba Super Fund - PWM Listed Property	04/03/2021	Withdrawal - Portfolio Management Fee	Withdrawal	Cash Fee	153.30		123,149.60	CR
18248501	Kealba Super Fund - PWM Listed Property	12/03/2021	Buy - 798.0000 units of WPR @ 2.3598	Buy		1,911.71		121,237.89	CR
18248501	Kealba Super Fund - PWM Listed Property	12/03/2021	Buy - 234.0000 units of CHC @ 11.9092	Buy		2,815.63		118,422.26	CR
18248501	Kealba Super Fund - PWM Listed Property	12/03/2021	Buy - 402.0000 units of GMG @ 16.6685	Buy		6,730.85		111,691.41	CR
18248501	Kealba Super Fund - PWM Listed Property	12/03/2021	Sell - 1,524.0000 units of VCX @ 1.6408	Sell			2,471.79	114,163.20	CR
18248501	Kealba Super Fund - PWM Listed Property	12/03/2021	Sell - 520.0000 units of CLW @ 4.6349	Sell			2,381.39	116,544.59	CR
18248501	Kealba Super Fund - PWM Listed Property	12/03/2021	Sell - 4,106.0000 units of EGH @ 0.5009	Sell			2,028.05	118,572.64	CR
18248501	Kealba Super Fund - PWM Listed Property	16/03/2021	Sell - 123.0000 units of LIC @ 13.2379	Sell			1,599.74	120,172.38	CR
18248502	Kealba Super Fund - PWM Australian Share	17/03/2021	Dividend from LLC	Dividend	Income Credit		40.46	120,212.84	CR
18248502	Kealba Super Fund - PWM Australian Share	17/03/2021	Dividend from LLC	Dividend	Income Credit		27.84	120,240.68	CR
18248502	Kealba Super Fund - PWM Australian Share	17/03/2021	Dividend from LLC	Dividend	Income Credit		40.46	120,281.14	CR
18248505	Kealba Super Fund - PWM Transition	18/03/2021	Dividend from NSC	Dividend	Income Credit		84.83	120,365.97	CR
18248502	Kealba Super Fund - PWM Australian Share	18/03/2021	Dividend from RMD	Dividend	Income Credit		45.57	120,411.54	CR
18248502	Kealba Super Fund - PWM Australian Share	23/03/2021	Dividend from BHP	Dividend	Income Credit		559.95	120,971.49	CR
18248502	Kealba Super Fund - PWM Australian Share	23/03/2021	Dividend from ALU	Dividend	Income Credit		146.87	121,118.36	CR
18248504	Kealba Super Fund - PWM Alternative Asset	23/03/2021	Buy - 23,138.8805 units of UBS0064AU @ 1.2595	Buy		29,171.42		91,946.94	CR
18248502	Kealba Super Fund - PWM Australian Share	24/03/2021	Dividend from ASX	Dividend	Income Credit		370.92	92,317.86	CR
18248502	Kealba Super Fund - PWM Australian Share	24/03/2021	Dividend from FMG	Dividend	Income Credit		2,159.43	94,477.29	CR
18248502	Kealba Super Fund - PWM Australian Share	24/03/2021	Dividend from WPL	Dividend	Income Credit		94.84	94,572.13	CR
18248504	Kealba Super Fund - PWM Alternative Asset	25/03/2021	Sell - 18,136.2204 units of MGE0006AU @ 1.6539	Sell			29,967.49	124,539.62	CR
18248502	Kealba Super Fund - PWM Australian Share	25/03/2021	Dividend from OSH	Dividend	Income Credit		9.17	124,548.79	CR
18248502	Kealba Super Fund - PWM Australian Share	26/03/2021	Dividend from OZL	Dividend	Income Credit		272.85	124,821.64	CR
18248502	Kealba Super Fund - PWM Australian Share	26/03/2021	Dividend from IEL	Dividend	Income Credit		32.48	124,854.12	CR
18248502	Kealba Super Fund - PWM Australian Share	26/03/2021	Dividend from EVN	Dividend	Income Credit		214.20	125,068.32	CR

Cash Statement - Settled Basis

From Wednesday, July 1, 2020 to Wednesday, June 30, 2021

Kealba Super Fund

18248502	Kealba Super Fund - PWM Australian Share	26/03/2021	Dividend from TLS	Dividend	Income Credit		57.03	125,125.35	CR
18248502	Kealba Super Fund - PWM Australian Share	26/03/2021	Dividend from TLS	Dividend	Income Credit		95.05	125,220.40	CR
18248501	Kealba Super Fund - PWM Listed Property	26/03/2021	Sell - 516.0000 units of CLW @ 4.7367	Sell			2,415.37	127,635.77	CR
18248502	Kealba Super Fund - PWM Australian Share	30/03/2021	Dividend from CBA	Dividend	Income Credit		849.00	128,484.77	CR
18248503	Kealba Super Fund - PWM International Share	31/03/2021	Dividend from WQG	Dividend	Income Credit		1,300.52	129,785.29	CR
18248502	Kealba Super Fund - PWM Australian Share	31/03/2021	Dividend from WES	Dividend	Income Credit		219.12	130,004.41	CR
18248502	Kealba Super Fund - PWM Australian Share	01/04/2021	Dividend from CSL	Dividend	Income Credit		160.54	130,164.95	CR
18248501	Kealba Super Fund - PWM Listed Property	01/04/2021	Buy - 533.0000 units of CIP @ 3.2833	Buy		1,778.55		128,386.40	CR
18248502	Kealba Super Fund - PWM Australian Share	07/04/2021	Buy - 76.0000 units of BHP @ 45.6292	Buy		3,496.91		124,889.49	CR
18248502	Kealba Super Fund - PWM Australian Share	07/04/2021	Buy - 1,062.0000 units of IPL @ 2.9222	Buy		3,132.35		121,757.14	CR
18248502	Kealba Super Fund - PWM Australian Share	07/04/2021	Buy - 1,464.0000 units of TLS @ 3.4035	Buy		5,012.29		116,744.85	CR
18248502	Kealba Super Fund - PWM Australian Share	07/04/2021	Buy - 444.0000 units of QBE @ 9.7657	Buy		4,365.34		112,379.51	CR
18248501	Kealba Super Fund - PWM Listed Property	07/04/2021	Dividend from LIC	Dividend	Income Credit		16.38	112,395.89	CR
18248502	Kealba Super Fund - PWM Australian Share	07/04/2021	Sell - 55.0000 units of CBA @ 86.0064	Sell			4,700.86	117,096.75	CR
18248502	Kealba Super Fund - PWM Australian Share	07/04/2021	Sell - 33.0000 units of XRO @ 130.7288	Sell			4,284.69	121,381.44	CR
18248504	Kealba Super Fund - PWM Alternative Asset	08/04/2021	Distribution from UBS0064AU	Dividend	Income Credit		69.42	121,450.86	CR
18248502	Kealba Super Fund - PWM Australian Share	08/04/2021	Withdrawal - Portfolio Management Fee	Withdrawal	Cash Fee	646.07		120,804.79	CR
18248504	Kealba Super Fund - PWM Alternative Asset	08/04/2021	Withdrawal - Portfolio Management Fee	Withdrawal	Cash Fee	104.06		120,700.73	CR
18248505	Kealba Super Fund - PWM Transition	08/04/2021	Withdrawal - Portfolio Management Fee	Withdrawal	Cash Fee	45.30		120,655.43	CR
18248501	Kealba Super Fund - PWM Listed Property	08/04/2021	Withdrawal - Portfolio Management Fee	Withdrawal	Cash Fee	178.81		120,476.62	CR
18248503	Kealba Super Fund - PWM International Share	08/04/2021	Withdrawal - Portfolio Management Fee	Withdrawal	Cash Fee	605.43		119,871.19	CR
18248502	Kealba Super Fund - PWM Australian Share	13/04/2021	Dividend from CNU	Dividend	Income Credit		117.99	119,989.18	CR
18248503	Kealba Super Fund - PWM International Share	15/04/2021	Deposit - OPS8304AU Fee Rebate for Period Ended March 2021	Deposit	Other Fees		22.15	120,011.33	CR
18248502	Kealba Super Fund - PWM Australian Share	19/04/2021	Dividend from HUB	Dividend	Income Credit		19.67	120,031.00	CR
18248502	Kealba Super Fund - PWM Australian Share	20/04/2021	Dividend from COH	Dividend	Income Credit		187.45	120,218.45	CR
18248501	Kealba Super Fund - PWM Listed Property	21/04/2021	Dividend from CQE	Dividend	Income Credit		66.71	120,285.16	CR
18248501	Kealba Super Fund - PWM Listed Property	21/04/2021	Dividend from EGH	Dividend	Income Credit		84.22	120,369.38	CR
18248501	Kealba Super Fund - PWM Listed Property	26/04/2021	Buy - 147.0000 units of CHC @ 13.5974	Buy		2,027.45		118,341.93	CR
18248501	Kealba Super Fund - PWM Listed Property	26/04/2021	Sell - 407.0000 units of GPT @ 4.6323	Sell			1,856.76	120,198.69	CR

Cash Statement - Settled Basis

From Wednesday, July 1, 2020 to Wednesday, June 30, 2021

Kealba Super Fund

18248502	Kealba Super Fund - PWM Australian Share	28/04/2021	Sell - 659.0000 units of GMG @ 19.0326	Sell		12,510.53	132,709.22	CR	
18248501	Kealba Super Fund - PWM Listed Property	28/04/2021	Sell - 1,737.0000 units of NSR @ 2.0476	Sell		3,527.56	136,236.78	CR	
18248502	Kealba Super Fund - PWM Australian Share	28/04/2021	Buy - 175.0000 units of CTD @ 19.6571	Buy	3,469.08		132,767.70	CR	
18248502	Kealba Super Fund - PWM Australian Share	28/04/2021	Buy - 32.0000 units of WES @ 55.3039	Buy	1,798.27		130,969.43	CR	
18248502	Kealba Super Fund - PWM Australian Share	28/04/2021	Buy - 1,563.0000 units of TLS @ 3.3858	Buy	5,321.68		125,647.75	CR	
18248503	Kealba Super Fund - PWM International Share	29/04/2021	Buy - 10,559.1170 units of OPS8304AU @ 1.2300	Buy	13,015.64		112,632.11	CR	
18248503	Kealba Super Fund - PWM International Share	29/04/2021	Buy - 98,037.5073 units of ACM0009AU @ 1.7418	Buy	170,789.73		58,157.62	DR	
18248503	Kealba Super Fund - PWM International Share	29/04/2021	Buy - 37,894.6461 units of ETL1864AU @ 1.6119	Buy	61,110.38		119,268.00	DR	
18248501	Kealba Super Fund - PWM Listed Property	29/04/2021	Dividend from CIP	Dividend		Income Credit	63.07	119,204.93	DR
18248501	Kealba Super Fund - PWM Listed Property	30/04/2021	Buy - 735.0000 units of MGR @ 2.6475	Buy	1,974.52		121,179.45	DR	
18248505	Kealba Super Fund - PWM Transition	30/04/2021	Dividend from WMA	Dividend		Income Credit	363.74	120,815.71	DR
18248503	Kealba Super Fund - PWM International Share	03/05/2021	Sell - 74,568.0257 units of MGE0007AU @ 1.9693	Sell		146,818.81	26,003.10	CR	
18248503	Kealba Super Fund - PWM International Share	04/05/2021	Sell - 46,973.5959 units of ETL8482AU @ 1.3045	Sell		61,249.06	87,252.16	CR	
18248502	Kealba Super Fund - PWM Australian Share	05/05/2021	Buy - 1,135.0000 units of NTO @ 3.1479	Buy	3,602.00		83,650.16	CR	
18248502	Kealba Super Fund - PWM Australian Share	05/05/2021	Buy - 1,064.0000 units of IPL @ 2.6439	Buy	2,842.00		80,808.16	CR	
18248502	Kealba Super Fund - PWM Australian Share	06/05/2021	Withdrawal - Portfolio Management Fee	Withdrawal		Cash Fee	642.80	80,165.36	CR
18248503	Kealba Super Fund - PWM International Share	06/05/2021	Withdrawal - Portfolio Management Fee	Withdrawal		Cash Fee	613.64	79,551.72	CR
18248501	Kealba Super Fund - PWM Listed Property	06/05/2021	Withdrawal - Portfolio Management Fee	Withdrawal		Cash Fee	177.60	79,374.12	CR
18248505	Kealba Super Fund - PWM Transition	06/05/2021	Withdrawal - Portfolio Management Fee	Withdrawal		Cash Fee	44.23	79,329.89	CR
18248504	Kealba Super Fund - PWM Alternative Asset	06/05/2021	Withdrawal - Portfolio Management Fee	Withdrawal		Cash Fee	102.52	79,227.37	CR
18248501	Kealba Super Fund - PWM Listed Property	12/05/2021	Buy - 314.0000 units of SGP @ 4.6418	Buy	1,485.99		77,741.38	CR	
18248501	Kealba Super Fund - PWM Listed Property	12/05/2021	Sell - 974.0000 units of MGR @ 2.8008	Sell		2,699.12	80,440.50	CR	
18248501	Kealba Super Fund - PWM Listed Property	17/05/2021	Sell - 666.0000 units of MGR @ 2.7025	Sell		1,771.31	82,211.81	CR	
18248505	Kealba Super Fund - PWM Transition	26/05/2021	Dividend from NSC	Dividend		Income Credit	84.83	82,296.64	CR
18248504	Kealba Super Fund - PWM Alternative Asset	27/05/2021	Dividend from ACQ	Dividend		Income Credit	266.00	82,562.64	CR
18248501	Kealba Super Fund - PWM Listed Property	01/06/2021	Sell - 1,273.0000 units of NSR @ 2.0800	Sell		2,619.01	85,181.65	CR	
18248502	Kealba Super Fund - PWM Australian Share	03/06/2021	Sell - 1,441.0000 units of NEA @ 1.7129	Sell		2,439.52	87,621.17	CR	
18248502	Kealba Super Fund - PWM Australian Share	03/06/2021	Sell - 92.0000 units of OZL @ 25.6740	Sell		2,333.27	89,954.44	CR	
18248502	Kealba Super Fund - PWM Australian Share	03/06/2021	Sell - 48.0000 units of XRO @ 131.4669	Sell		6,280.42	96,234.86	CR	

Cash Statement - Settled Basis

From Wednesday, July 1, 2020 to Wednesday, June 30, 2021

Kealba Super Fund

18248502	Kealba Super Fund - PWM Australian Share	03/06/2021	Buy - 2,347.0000 units of PPH @ 1.6259	Buy		3,845.19		92,389.67	CR
18248502	Kealba Super Fund - PWM Australian Share	03/06/2021	Buy - 154.0000 units of WOW @ 41.7800	Buy		6,464.14		85,925.53	CR
18248502	Kealba Super Fund - PWM Australian Share	03/06/2021	Buy - 889.0000 units of IPL @ 2.2751	Buy		2,051.20		83,874.33	CR
18248501	Kealba Super Fund - PWM Listed Property	03/06/2021	Buy - 306.0000 units of GOZ @ 3.8536	Buy		1,207.57		82,666.76	CR
18248502	Kealba Super Fund - PWM Australian Share	03/06/2021	Buy - 13.0000 units of CSL @ 287.8778	Buy		3,771.59		78,895.17	CR
18248505	Kealba Super Fund - PWM Transition	04/06/2021	Withdrawal - Portfolio Management Fee	Withdrawal	Cash Fee	45.47		78,849.70	CR
18248504	Kealba Super Fund - PWM Alternative Asset	04/06/2021	Withdrawal - Portfolio Management Fee	Withdrawal	Cash Fee	108.18		78,741.52	CR
18248501	Kealba Super Fund - PWM Listed Property	04/06/2021	Withdrawal - Portfolio Management Fee	Withdrawal	Cash Fee	186.17		78,555.35	CR
18248503	Kealba Super Fund - PWM International Share	04/06/2021	Withdrawal - Portfolio Management Fee	Withdrawal	Cash Fee	626.19		77,929.16	CR
18248502	Kealba Super Fund - PWM Australian Share	04/06/2021	Withdrawal - Portfolio Management Fee	Withdrawal	Cash Fee	669.57		77,259.59	CR
18248502	Kealba Super Fund - PWM Australian Share	07/06/2021	Sell - 343.0000 units of M7T @ 1.0331	Sell			326.24	77,585.83	CR
18248502	Kealba Super Fund - PWM Australian Share	07/06/2021	Sell - 951.0000 units of M7T @ 1.0330	Sell			954.07	78,539.90	CR
18248501	Kealba Super Fund - PWM Listed Property	10/06/2021	Buy - 530.0000 units of GPT @ 4.8241	Buy		2,585.57		75,954.33	CR
18248502	Kealba Super Fund - PWM Australian Share	11/06/2021	Sell - 1,571.0000 units of NEA @ 1.8535	Sell			2,882.93	78,837.26	CR
18248501	Kealba Super Fund - PWM Listed Property	15/06/2021	Sell - 1,229.0000 units of MGR @ 2.9707	Sell			3,621.84	82,459.10	CR
18248501	Kealba Super Fund - PWM Listed Property	15/06/2021	Buy - 744.0000 units of GPT @ 4.8801	Buy		3,659.94		78,799.16	CR
18248501	Kealba Super Fund - PWM Listed Property	16/06/2021	Buy - 745.0000 units of WPR @ 2.6546	Buy		2,006.30		76,792.86	CR
18248502	Kealba Super Fund - PWM Australian Share	17/06/2021	Dividend from RMD	Dividend	Income Credit		45.72	76,838.58	CR
18248502	Kealba Super Fund - PWM Australian Share	18/06/2021	Dividend from ELD	Dividend	Income Credit		280.20	77,118.78	CR
18248502	Kealba Super Fund - PWM Australian Share	21/06/2021	Sell - 1,149.0000 units of M7T @ 0.9925	Sell			1,112.02	78,230.80	CR
18248502	Kealba Super Fund - PWM Australian Share	21/06/2021	Sell - 1,092.0000 units of NEA @ 1.8238	Sell			1,962.96	80,193.76	CR
18248502	Kealba Super Fund - PWM Australian Share	28/06/2021	Sell - 1,114.0000 units of M7T @ 1.0301	Sell			1,119.17	81,312.93	CR
18248502	Kealba Super Fund - PWM Australian Share	28/06/2021	Sell - 1,327.0000 units of NEA @ 1.9320	Sell			2,534.95	83,847.88	CR
18248501	Kealba Super Fund - PWM Listed Property	28/06/2021	Sell - 3,037.0000 units of EGH @ 0.5755	Sell			1,719.24	85,567.12	CR
18248502	Kealba Super Fund - PWM Australian Share	30/06/2021	Sell - 1,120.0000 units of M7T @ 1.0446	Sell			1,141.58	86,708.70	CR
18248502	Kealba Super Fund - PWM Australian Share	30/06/2021	Sell - 1,132.0000 units of NEA @ 1.8276	Sell			2,040.19	88,748.89	CR
18248502	Kealba Super Fund - PWM Australian Share	30/06/2021	Buy - 64.0000 units of WES @ 58.3515	Buy		3,763.67		84,985.22	CR
			AUD Cash - Closing Balance					84,985.22	CR

Cash Statement - Settled Basis

From Wednesday, July 1, 2020 to Wednesday, June 30, 2021

Kealba Super Fund

** Includes the estimated value of Managed Fund redemptions and applications processed but awaiting confirmation by external registries

Data reflected in this report may be derived from an external source. If from an external source, it is assumed to be correct at the time this report is produced. Investment Administration Services Pty Limited does not assume responsibility for any inaccurate data provided by the external source. The information in this report is not intended to provide advice, as it does not take into account your personal objectives, financial situation or needs. The information is given in good faith and is derived from sources believed to be accurate. Please note that information contained in this report will be incorrect or incomplete if data supplied to us is incorrect. To the extent permitted by law no liability is accepted for any loss or damage as a result of reliance on this information. IAS does not guarantee the repayment of capital, payment of income or the performance of any particular investment.

Cash, Unsettled Securities and Accrued Income/Expenses

As at Wednesday, July 1, 2020 and Wednesday, June 30, 2021

Kealba Super Fund

Portfolio Code	Portfolio Name	Transaction Date	Settlement Date	Security Code	Description	Type	Amount (AUD)
Cash, Unsettled Securities and Accrued Income/Expenses as at Wednesday, July 1, 2020							
Cash							
Z9182485	Kealba Super Fund			CASH_INV_AUD	Cash as at 01/07/2020		\$98,883.34
Unsettled Securities							
Z9182485	Kealba Super Fund				There are no Unsettled Securities		\$0.00
Accrued Income							
Z9182485	Kealba Super Fund	06/03/2020	16/07/2020	NST	Dividend from NST	Dividend	\$132.45
Z9182485	Kealba Super Fund	26/03/2020	15/10/2020	HLS	Dividend from HLS	Dividend	\$111.51
Z9182485	Kealba Super Fund	18/05/2020	03/07/2020	MQG	Dividend from MQG	Dividend	\$279.00
Z9182485	Kealba Super Fund	29/06/2020	31/07/2020	RFF	Dividend from RFF	Dividend	\$78.56
Z9182485	Kealba Super Fund	29/06/2020	10/08/2020	COF	Dividend from COF	Dividend	\$60.88
Z9182485	Kealba Super Fund	29/06/2020	10/08/2020	CIP	Dividend from CIP	Dividend	\$83.36
Z9182485	Kealba Super Fund	29/06/2020	21/08/2020	ADI	Dividend from ADI	Dividend	\$94.08
Z9182485	Kealba Super Fund	29/06/2020	28/08/2020	DXS	Dividend from DXS	Dividend	\$376.42
Z9182485	Kealba Super Fund	29/06/2020	28/08/2020	DXS	Dividend from DXS	Dividend	\$92.15
Z9182485	Kealba Super Fund	29/06/2020	28/08/2020	GMG	Dividend from GMG	Dividend	\$200.20
Z9182485	Kealba Super Fund	29/06/2020	28/08/2020	GMG	Dividend from GMG	Dividend	\$72.80
Z9182485	Kealba Super Fund	29/06/2020	28/08/2020	GMG	Dividend from GMG	Dividend	\$35.42
Z9182485	Kealba Super Fund	29/06/2020	28/08/2020	GMG	Dividend from GMG	Dividend	\$12.88
Z9182485	Kealba Super Fund	29/06/2020	31/08/2020	CHC	Dividend from CHC	Dividend	\$69.41
Z9182485	Kealba Super Fund	29/06/2020	31/08/2020	CHC	Dividend from CHC	Dividend	\$51.03
Z9182485	Kealba Super Fund	29/06/2020	31/08/2020	ABP	Dividend from ABP	Dividend	\$183.08
Z9182485	Kealba Super Fund	29/06/2020	31/08/2020	GOZ	Dividend from GOZ	Dividend	\$253.30
Z9182485	Kealba Super Fund	29/06/2020	31/08/2020	GDI	Dividend from GDI	Dividend	\$94.59
Z9182485	Kealba Super Fund	29/06/2020	31/08/2020	SGP	Dividend from SGP	Dividend	\$350.75
Z9182485	Kealba Super Fund	29/06/2020	14/09/2020	MGR	Dividend from MGR	Dividend	\$171.78
Z9182485	Kealba Super Fund	30/06/2020	09/07/2020	MAQ0410AU	Distribution from MAQ0410AU	Dividend	\$2,013.53
Z9182485	Kealba Super Fund	30/06/2020	14/07/2020	MGE0007AU	Distribution from MGE0007AU	Dividend	\$7,102.19
Z9182485	Kealba Super Fund	30/06/2020	14/07/2020	MGE0006AU	Distribution from MGE0006AU	Dividend	\$668.69

Cash, Unsettled Securities and Accrued Income/Expenses

As at Wednesday, July 1, 2020 and Wednesday, June 30, 2021

Kealba Super Fund

Portfolio Code	Portfolio Name	Transaction Date	Settlement Date	Security Code	Description	Type	Amount (AUD)
Expenses							
Z9182485	Kealba Super Fund	30/06/2020	06/07/2020	CASH_INV_AUD	Withdrawal - Portfolio Management Fee	Withdrawal	(\$99.85)
Z9182485	Kealba Super Fund	30/06/2020	06/07/2020	CASH_INV_AUD	Withdrawal - Portfolio Management Fee	Withdrawal	(\$522.15)
Z9182485	Kealba Super Fund	30/06/2020	06/07/2020	CASH_INV_AUD	Withdrawal - Portfolio Management Fee	Withdrawal	(\$31.41)
Z9182485	Kealba Super Fund	30/06/2020	06/07/2020	CASH_INV_AUD	Withdrawal - Portfolio Management Fee	Withdrawal	(\$142.62)
Z9182485	Kealba Super Fund	30/06/2020	06/07/2020	CASH_INV_AUD	Withdrawal - Portfolio Management Fee	Withdrawal	(\$480.67)

Cash, Unsettled Securities and Accrued Income/Expenses as at Wednesday, June 30, 2021

Cash							
Z9182485	Kealba Super Fund			CASH_INV_AUD	Cash as at 30/06/2021		\$84,985.22
Unsettled Securities							
Z9182485	Kealba Super Fund	24/06/2021	01/07/2021	EDV	Buy - 154.0000 units of EDV @ \$5.956243	Buy	(\$917.26)
Z9182485	Kealba Super Fund	24/06/2021	01/07/2021	WOW	Sell - 154.0000 units of WOW @ \$5.956234	Sell	\$917.26
Accrued Income							
Z9182485	Kealba Super Fund	13/05/2021	02/07/2021	NAB	Dividend from NAB	Dividend	\$705.60
Z9182485	Kealba Super Fund	17/05/2021	02/07/2021	MQG	Dividend from MQG	Dividend	\$673.35
Z9182485	Kealba Super Fund	31/05/2021	02/07/2021	IPL	Dividend from IPL	Dividend	\$88.91
Z9182485	Kealba Super Fund	29/06/2021	21/07/2021	CQE	Dividend from CQE	Dividend	\$66.71
Z9182485	Kealba Super Fund	29/06/2021	21/07/2021	CQE	Dividend from CQE	Dividend	\$65.08
Z9182485	Kealba Super Fund	29/06/2021	10/08/2021	CIP	Dividend from CIP	Dividend	\$85.72
Z9182485	Kealba Super Fund	29/06/2021	26/08/2021	GMG	Dividend from GMG	Dividend	\$220.05
Z9182485	Kealba Super Fund	29/06/2021	26/08/2021	GMG	Dividend from GMG	Dividend	\$146.70
Z9182485	Kealba Super Fund	29/06/2021	30/08/2021	DXS	Dividend from DXS	Dividend	\$69.54
Z9182485	Kealba Super Fund	29/06/2021	30/08/2021	DXS	Dividend from DXS	Dividend	\$274.54
Z9182485	Kealba Super Fund	29/06/2021	31/08/2021	CHC	Dividend from CHC	Dividend	\$74.07
Z9182485	Kealba Super Fund	29/06/2021	31/08/2021	CHC	Dividend from CHC	Dividend	\$111.69
Z9182485	Kealba Super Fund	29/06/2021	31/08/2021	SGP	Dividend from SGP	Dividend	\$562.06
Z9182485	Kealba Super Fund	29/06/2021	31/08/2021	VCX	Dividend from VCX	Dividend	\$539.75
Z9182485	Kealba Super Fund	29/06/2021	31/08/2021	MGR	Dividend from MGR	Dividend	\$129.29

Cash, Unsettled Securities and Accrued Income/Expenses

As at Wednesday, July 1, 2020 and Wednesday, June 30, 2021

Kealba Super Fund

Portfolio Code	Portfolio Name	Transaction Date	Settlement Date	Security Code	Description	Type	Amount (AUD)
Z9182485	Kealba Super Fund	29/06/2021	31/08/2021	WPR	Dividend from WPR	Dividend	\$271.16
Z9182485	Kealba Super Fund	29/06/2021	31/08/2021	GOZ	Dividend from GOZ	Dividend	\$185.10
Z9182485	Kealba Super Fund	30/06/2021	05/07/2021	FSF5774AU	Distribution from FSF5774AU	Dividend	\$5,928.51
Z9182485	Kealba Super Fund	30/06/2021	14/07/2021	ACM0009AU	Distribution from ACM0009AU	Dividend	\$815.11
Z9182485	Kealba Super Fund	30/06/2021	14/07/2021	UBS0064AU	Distribution from UBS0064AU	Dividend	\$1,890.79
Z9182485	Kealba Super Fund	30/06/2021	20/07/2021	ETL1864AU	Distribution from ETL1864AU	Dividend	\$46,741.39
Z9182485	Kealba Super Fund	30/06/2021	19/08/2021	ETL0431AU	Distribution from ETL0431AU	Dividend	\$1,682.33
Expenses							
Z9182485	Kealba Super Fund	30/06/2021	06/07/2021	CASH_INV_AUD	Withdrawal - Portfolio Management Fee	Withdrawal	(\$103.61)
Z9182485	Kealba Super Fund	30/06/2021	06/07/2021	CASH_INV_AUD	Withdrawal - Portfolio Management Fee	Withdrawal	(\$669.49)
Z9182485	Kealba Super Fund	30/06/2021	06/07/2021	CASH_INV_AUD	Withdrawal - Portfolio Management Fee	Withdrawal	(\$635.53)
Z9182485	Kealba Super Fund	30/06/2021	06/07/2021	CASH_INV_AUD	Withdrawal - Portfolio Management Fee	Withdrawal	(\$45.33)
Z9182485	Kealba Super Fund	30/06/2021	06/07/2021	CASH_INV_AUD	Withdrawal - Portfolio Management Fee	Withdrawal	(\$190.10)
Z9182485	Kealba Super Fund	30/06/2021	12/07/2021	CASH_INV_AUD	Withdrawal - Portfolio Management Performance Fee for Jun-2021	Withdrawal	(\$75.90)

Data reflected in this report may be derived from an external source. If from an external source, it is assumed to be correct at the time this report is produced. Investment Administration Services Pty Limited does not assume responsibility for any inaccurate data provided by the external source. The information in this report is not intended to provide advice, as it does not take into account your personal objectives, financial situation or needs. The information is given in good faith and is derived from sources believed to be accurate. Please note that information contained in this report will be incorrect or incomplete if data supplied to us is incorrect. To the extent permitted by law no liability is accepted for any loss or damage as a result of reliance on this information. IAS does not guarantee the repayment of capital, payment of income or the performance of any particular investment.

Investment Income

From Wednesday, July 1, 2020 to Wednesday, June 30, 2021

Kealba Super Fund

Portfolio Code	Portfolio Name	Security	Security Name	Trade Date	Description	Quantity	Rate (AUD)	Unfranked (AUD)	Franked (AUD)	Imp. Credits (AUD)	Withholding Tax (AUD)	Proceeds (AUD)
Equity												
18248503	Kealba Super Fund - PWM International Share	VISM	VANGUARD MSCI INT SMALL CO INDEX ETF	01/07/2020	Dividend Income	460.0000	\$0.6656	\$306.16				\$306.16
18248501	Kealba Super Fund - PWM Listed Property	GPT	GPT GROUP	13/08/2020	Dividend Income	3,883.0000	\$0.0930	\$361.12				\$361.12
18248502	Kealba Super Fund - PWM Australian Share	CBA	COMMONWEALTH BANK OF AUSTRALIA	19/08/2020	Dividend Income	493.0000	\$0.9800		\$483.14	\$207.06		\$483.14
18248502	Kealba Super Fund - PWM Australian Share	RMD	RESMED INC	19/08/2020	Dividend Income	1,007.0000	\$0.0542	\$54.61			\$8.19	\$46.42
18248502	Kealba Super Fund - PWM Australian Share	QBE	QBE INSURANCE GROUP LIMITED	20/08/2020	Dividend Income	1,701.0000	\$0.0400	\$61.24	\$6.80	\$2.92		\$68.04
18248502	Kealba Super Fund - PWM Australian Share	LLC	LENLEASE GROUP	21/08/2020	Dividend Income	975.0000	\$0.0326	\$31.75				\$31.75
18248502	Kealba Super Fund - PWM Australian Share	WPL	WOODSIDE PETROLEUM LIMITED	24/08/2020	Dividend Income	542.0000	\$0.3625		\$196.46	\$84.20		\$196.46
18248502	Kealba Super Fund - PWM Australian Share	EVN	EVOLUTION MINING LIMITED	24/08/2020	Dividend Income	2,176.0000	\$0.0900		\$195.84	\$83.93		\$195.84
18248502	Kealba Super Fund - PWM Australian Share	WES	WESFARMERS LIMITED	25/08/2020	Dividend Income	158.0000	\$0.9500		\$150.10	\$64.33		\$150.10
18248502	Kealba Super Fund - PWM Australian Share	IVC	INVOCARE LIMITED	25/08/2020	Dividend Income	1,009.0000	\$0.0550		\$55.50	\$23.78		\$55.50
18248502	Kealba Super Fund - PWM Australian Share	FMG	FORTESCUE METALS GROUP LTD	31/08/2020	Dividend Income	1,660.0000	\$1.0000		\$1,660.00	\$711.43		\$1,660.00
18248501	Kealba Super Fund - PWM Listed Property	EGH	EUREKA GROUP HOLDINGS LIMITED	31/08/2020	Dividend Income	16,577.0000	\$0.0055	\$91.17				\$91.17
18248505	Kealba Super Fund - PWM Transition	NSC	NAOS SMALL CAP OPPORTUNITIES COMPANY LTD	31/08/2020	Dividend Income	6,786.0000	\$0.0100		\$67.86	\$29.08		\$67.86
18248501	Kealba Super Fund - PWM Listed Property	LIC	LIFESTYLE COMMUNITIES LIMITED	03/09/2020	Dividend Income	581.0000	\$0.0250		\$14.53	\$6.22		\$14.53
18248502	Kealba Super Fund - PWM Australian Share	ALU	ALTIUM LIMITED	03/09/2020	Dividend Income	628.0000	\$0.1900	\$119.32				\$119.32
18248502	Kealba Super Fund - PWM Australian Share	BHP	BHP GROUP LIMITED	03/09/2020	Dividend Income	256.0000	\$0.7546		\$193.17	\$82.79		\$193.17
18248502	Kealba Super Fund - PWM Australian Share	ASX	ASX LIMITED	07/09/2020	Dividend Income	350.0000	\$1.2250		\$428.75	\$183.75		\$428.75
18248502	Kealba Super Fund - PWM Australian Share	CSL	CSL LIMITED	10/09/2020	Dividend Income	107.0000	\$1.4696	\$157.24				\$157.24
18248505	Kealba Super Fund - PWM Transition	BAF	BLUE SKY ALTERNATIVES ACCESS FUND LIMITED	10/09/2020	Dividend Income	36,374.0000	\$0.0300		\$1,091.22	\$413.91		\$1,091.22
18248503	Kealba Super Fund - PWM International Share	WQG	WCM GLOBAL GROWTH LIMITED	14/09/2020	Dividend Income	65,026.0000	\$0.0200	\$650.26	\$650.26	\$278.68		\$1,300.52
18248502	Kealba Super Fund - PWM Australian Share	CNU	CHORUS LIMITED	14/09/2020	Dividend Income	1,718.0000	\$0.1523	\$261.71			\$39.26	\$222.45
18248502	Kealba Super Fund - PWM Australian Share	OZL	OZ MINERALS LIMITED	17/09/2020	Dividend Income	2,121.0000	\$0.0800		\$169.68	\$72.72		\$169.68

Investment Income

From Wednesday, July 1, 2020 to Wednesday, June 30, 2021

Kealba Super Fund

Portfolio Code	Portfolio Name	Security	Security Name	Trade Date	Description	Quantity	Rate (AUD)	Unfranked (AUD)	Franked (AUD)	Imp. Credits (AUD)	Withholding Tax (AUD)	Proceeds (AUD)
18248502	Kealba Super Fund - PWM Australian Share	AMP	AMP LIMITED	18/09/2020	Dividend Income	13,154.0000	\$0.1000		\$1,315.40	\$563.74		\$1,315.40
18248501	Kealba Super Fund - PWM Listed Property	CIP	CENTURIA INDUSTRIAL REIT ORD FP	29/09/2020	Dividend Income	702.0000	\$0.0425	\$29.84				\$29.84
18248501	Kealba Super Fund - PWM Listed Property	ADI	APN INDUSTRIA REIT	29/09/2020	Dividend Income	1,624.0000	\$0.0430	\$69.83				\$69.83
18248501	Kealba Super Fund - PWM Listed Property	RFF	RURAL FUNDS GROUP	29/09/2020	Dividend Income	2,804.0000	\$0.0282	\$79.08				\$79.08
18248505	Kealba Super Fund - PWM Transition	NSC	NAOS SMALL CAP OPPORTUNITIES COMPANY LTD	09/11/2020	Dividend Income	6,786.0000	\$0.0125		\$84.83	\$36.35		\$84.83
18248502	Kealba Super Fund - PWM Australian Share	RMD	RESMED INC	11/11/2020	Dividend Income	894.0000	\$0.0539	\$48.21			\$7.23	\$40.98
18248502	Kealba Super Fund - PWM Australian Share	NAB	NATIONAL AUSTRALIA BANK LIMITED	12/11/2020	Dividend Income	940.0000	\$0.3000		\$282.00	\$120.86		\$282.00
18248504	Kealba Super Fund - PWM Alternative Asset	ACQ	ACORN CAPITAL INVESTMENT FUND LIMITED	12/11/2020	Dividend Income	6,650.0000	\$0.0375		\$249.38	\$87.62		\$249.38
18248502	Kealba Super Fund - PWM Australian Share	MQG	MACQUARIE GROUP LIMITED	16/11/2020	Dividend Income	177.0000	\$1.3500	\$143.37	\$95.58	\$40.96		\$238.95
18248502	Kealba Super Fund - PWM Australian Share	ELD	ELDERS LIMITED	23/11/2020	Dividend Income	1,401.0000	\$0.1300		\$182.13	\$78.06		\$182.13
18248502	Kealba Super Fund - PWM Australian Share	GMG	GOODMAN GROUP	30/12/2020	Dividend Income	659.0000	\$0.1500	\$98.85				\$98.85
18248501	Kealba Super Fund - PWM Listed Property	CIP	CENTURIA INDUSTRIAL REIT ORD FP	30/12/2020	Dividend Income	1,484.0000	\$0.0425	\$63.07				\$63.07
18248501	Kealba Super Fund - PWM Listed Property	CLW	CHARTER HALL LONG--REIT UNIT	30/12/2020	Dividend Income	1,036.0000	\$0.0730	\$75.63				\$75.63
18248501	Kealba Super Fund - PWM Listed Property	NSR	NATIONAL STORAGE REIT	30/12/2020	Dividend Income	3,010.0000	\$0.0400	\$120.40				\$120.40
18248501	Kealba Super Fund - PWM Listed Property	CQE	CHARTER HALL SOCIAL INFRASTRUCTURE REIT	30/12/2020	Dividend Income	1,627.0000	\$0.0375	\$61.01				\$61.01
18248501	Kealba Super Fund - PWM Listed Property	CHC	CHARTER HALL GROUP	30/12/2020	Dividend Income	581.0000	\$0.0745		\$43.28	\$18.55		\$43.28
18248501	Kealba Super Fund - PWM Listed Property	CHC	CHARTER HALL GROUP	30/12/2020	Dividend Income	581.0000	\$0.1110	\$64.49				\$64.49
18248501	Kealba Super Fund - PWM Listed Property	RFF	RURAL FUNDS GROUP	30/12/2020	Dividend Income	1,868.0000	\$0.0282	\$52.68				\$52.68
18248501	Kealba Super Fund - PWM Listed Property	SGP	STOCKLAND	30/12/2020	Dividend Income	3,912.0000	\$0.1130	\$442.06				\$442.06
18248501	Kealba Super Fund - PWM Listed Property	MGR	MIRVAC GROUP	30/12/2020	Dividend Income	6,263.0000	\$0.0480	\$300.62				\$300.62
18248501	Kealba Super Fund - PWM Listed Property	VCX	VICINITY CENTRES	30/12/2020	Dividend Income	9,702.0000	\$0.0340	\$329.87				\$329.87
18248501	Kealba Super Fund - PWM Listed Property	GMG	GOODMAN GROUP	30/12/2020	Dividend Income	2,043.0000	\$0.1500	\$306.45				\$306.45
18248501	Kealba Super Fund - PWM Listed Property	DXS	DEXUS STAND ALONE STAPLED SECURITY	30/12/2020	Dividend Income	884.0000	\$0.2880	\$254.59				\$254.59

Investment Income

From Wednesday, July 1, 2020 to Wednesday, June 30, 2021

Kealba Super Fund

Portfolio Code	Portfolio Name	Security	Security Name	Trade Date	Description	Quantity	Rate (AUD)	Unfranked (AUD)	Franked (AUD)	Imp. Credits (AUD)	Withholding Tax (AUD)	Proceeds (AUD)
18248502	Kealba Super Fund - PWM Australian Share	RMD	RESMED INC	10/02/2021	Dividend Income	1,066.0000	\$0.0503	\$53.61			\$8.04	\$45.57
18248501	Kealba Super Fund - PWM Listed Property	SCG	SCENTRE GROUP	12/02/2021	Dividend Income	1,711.0000	\$0.0700	\$119.77				\$119.77
18248502	Kealba Super Fund - PWM Australian Share	CBA	COMMONWEALTH BANK OF AUSTRALIA	16/02/2021	Dividend Income	566.0000	\$1.5000		\$849.00	\$363.86		\$849.00
18248501	Kealba Super Fund - PWM Listed Property	GPT	GPT GROUP	18/02/2021	Dividend Income	3,043.0000	\$0.1320	\$401.68				\$401.68
18248502	Kealba Super Fund - PWM Australian Share	WES	WESFARMERS LIMITED	23/02/2021	Dividend Income	249.0000	\$0.8800		\$219.12	\$93.91		\$219.12
18248502	Kealba Super Fund - PWM Australian Share	TLS	TELSTRA CORPORATION LIMITED	24/02/2021	Dividend Income	1,901.0000	\$0.0300		\$57.03	\$24.44		\$57.03
18248502	Kealba Super Fund - PWM Australian Share	TLS	TELSTRA CORPORATION LIMITED	24/02/2021	Dividend Income	1,901.0000	\$0.0500		\$95.05	\$40.74		\$95.05
18248502	Kealba Super Fund - PWM Australian Share	WPL	WOODSIDE PETROLEUM LIMITED	25/02/2021	Dividend Income	620.0000	\$0.1530		\$94.84	\$40.64		\$94.84
18248502	Kealba Super Fund - PWM Australian Share	LLC	LENDLEASE GROUP	26/02/2021	Dividend Income	725.0000	\$0.0558		\$40.46	\$17.34		\$40.46
18248502	Kealba Super Fund - PWM Australian Share	LLC	LENDLEASE GROUP	26/02/2021	Dividend Income	725.0000	\$0.0384	\$27.84				\$27.84
18248502	Kealba Super Fund - PWM Australian Share	LLC	LENDLEASE GROUP	26/02/2021	Dividend Income	725.0000	\$0.0558	\$40.46				\$40.46
18248505	Kealba Super Fund - PWM Transition	NSC	NAOS SMALL CAP OPPORTUNITIES COMPANY LTD	26/02/2021	Dividend Income	6,786.0000	\$0.0125		\$84.83	\$36.35		\$84.83
18248502	Kealba Super Fund - PWM Australian Share	ALU	ALTIUM LIMITED	01/03/2021	Dividend Income	773.0000	\$0.1900	\$146.87				\$146.87
18248502	Kealba Super Fund - PWM Australian Share	EVN	EVOLUTION MINING LIMITED	01/03/2021	Dividend Income	3,060.0000	\$0.0700		\$214.20	\$91.80		\$214.20
18248502	Kealba Super Fund - PWM Australian Share	FMG	FORTESCUE METALS GROUP LTD	01/03/2021	Dividend Income	1,469.0000	\$1.4700		\$2,159.43	\$925.47		\$2,159.43
18248502	Kealba Super Fund - PWM Australian Share	OSH	OIL SEARCH LIMITED	02/03/2021	Dividend Income	1,415.0000	\$0.0065	\$9.17				\$9.17
18248502	Kealba Super Fund - PWM Australian Share	ASX	ASX LIMITED	04/03/2021	Dividend Income	330.0000	\$1.1240		\$370.92	\$158.97		\$370.92
18248502	Kealba Super Fund - PWM Australian Share	IEL	IDP EDUCATION LIMITED	04/03/2021	Dividend Income	406.0000	\$0.0800	\$32.48				\$32.48
18248502	Kealba Super Fund - PWM Australian Share	BHP	BHP GROUP LIMITED	04/03/2021	Dividend Income	427.0000	\$1.3113		\$559.95	\$239.98		\$559.95
18248502	Kealba Super Fund - PWM Australian Share	CSL	CSL LIMITED	04/03/2021	Dividend Income	119.0000	\$1.3491	\$160.54				\$160.54
18248501	Kealba Super Fund - PWM Listed Property	LIC	LIFESTYLE COMMUNITIES LIMITED	05/03/2021	Dividend Income	546.0000	\$0.0300		\$16.38	\$7.02		\$16.38
18248502	Kealba Super Fund - PWM Australian Share	OZL	OZ MINERALS LIMITED	11/03/2021	Dividend Income	1,605.0000	\$0.1700		\$272.85	\$116.94		\$272.85
18248502	Kealba Super Fund - PWM Australian Share	CNU	CHORUS LIMITED	15/03/2021	Dividend Income	1,213.0000	\$0.1144	\$138.81			\$20.82	\$117.99

Investment Income

From Wednesday, July 1, 2020 to Wednesday, June 30, 2021

Kealba Super Fund

Portfolio Code	Portfolio Name	Security	Security Name	Trade Date	Description	Quantity	Rate (AUD)	Unfranked (AUD)	Franked (AUD)	Imp. Credits (AUD)	Withholding Tax (AUD)	Proceeds (AUD)
18248503	Kealba Super Fund - PWM International Share	WQG	WCM GLOBAL GROWTH LIMITED	18/03/2021	Dividend Income	65,026.0000	\$0.0200		\$1,300.52	\$557.37		\$1,300.52
18248502	Kealba Super Fund - PWM Australian Share	HUB	HUB24 LIMITED	19/03/2021	Dividend Income	437.0000	\$0.0450		\$19.67	\$8.43		\$19.67
18248501	Kealba Super Fund - PWM Listed Property	EGH	EUREKA GROUP HOLDINGS LIMITED	24/03/2021	Dividend Income	14,275.0000	\$0.0059	\$84.22				\$84.22
18248502	Kealba Super Fund - PWM Australian Share	COH	COCHLEAR LIMITED	25/03/2021	Dividend Income	163.0000	\$1.1500	\$187.45				\$187.45
18248501	Kealba Super Fund - PWM Listed Property	CIP	CENTURIA INDUSTRIAL REIT ORD FP	30/03/2021	Dividend Income	1,484.0000	\$0.0425	\$63.07				\$63.07
18248501	Kealba Super Fund - PWM Listed Property	CQE	CHARTER HALL SOCIAL INFRASTRUCTURE REIT	30/03/2021	Dividend Income	1,627.0000	\$0.0410	\$66.71				\$66.71
18248505	Kealba Super Fund - PWM Transition	WMA	WAM ALTERNATIVE ASSETS LIMITED	07/04/2021	Dividend Income	36,374.0000	\$0.0100		\$363.74	\$127.80		\$363.74
18248505	Kealba Super Fund - PWM Transition	NSC	NAOS SMALL CAP OPPORTUNITIES COMPANY LTD	30/04/2021	Dividend Income	6,786.0000	\$0.0125		\$84.83	\$36.35		\$84.83
18248504	Kealba Super Fund - PWM Alternative Asset	ACQ	ACORN CAPITAL INVESTMENT FUND LIMITED	04/05/2021	Dividend Income	6,650.0000	\$0.0400		\$266.00	\$93.46		\$266.00
18248502	Kealba Super Fund - PWM Australian Share	RMD	RESMED INC	12/05/2021	Dividend Income	1,066.0000	\$0.0505	\$53.79			\$8.07	\$45.72
18248502	Kealba Super Fund - PWM Australian Share	NAB	NATIONAL AUSTRALIA BANK LIMITED	13/05/2021	Dividend Income	1,176.0000	\$0.6000		\$705.60	\$302.40		\$705.60
18248502	Kealba Super Fund - PWM Australian Share	MQG	MACQUARIE GROUP LIMITED	17/05/2021	Dividend Income	201.0000	\$3.3500	\$404.01	\$269.34	\$115.43		\$673.35
18248502	Kealba Super Fund - PWM Australian Share	ELD	ELDERS LIMITED	24/05/2021	Dividend Income	1,401.0000	\$0.2000	\$224.16	\$56.04	\$24.02		\$280.20
18248502	Kealba Super Fund - PWM Australian Share	IPL	INCITEC PIVOT LIMITED	31/05/2021	Dividend Income	8,891.0000	\$0.0100		\$88.91	\$38.10		\$88.91
18248501	Kealba Super Fund - PWM Listed Property	CIP	CENTURIA INDUSTRIAL REIT ORD FP	29/06/2021	Dividend Income	2,017.0000	\$0.0425	\$85.72				\$85.72
18248501	Kealba Super Fund - PWM Listed Property	WPR	WAYPOINT REIT	29/06/2021	Dividend Income	3,472.0000	\$0.0781	\$271.16				\$271.16
18248501	Kealba Super Fund - PWM Listed Property	GOZ	GROWTHPOINT PROPERTIES AUSTRALIA	29/06/2021	Dividend Income	1,851.0000	\$0.1000	\$185.10				\$185.10
18248501	Kealba Super Fund - PWM Listed Property	CQE	CHARTER HALL SOCIAL INFRASTRUCTURE REIT	29/06/2021	Dividend Income	1,627.0000	\$0.0410	\$66.71				\$66.71
18248501	Kealba Super Fund - PWM Listed Property	CQE	CHARTER HALL SOCIAL INFRASTRUCTURE REIT	29/06/2021	Dividend Income	1,627.0000	\$0.0400	\$65.08				\$65.08
18248501	Kealba Super Fund - PWM Listed Property	CHC	CHARTER HALL GROUP	29/06/2021	Dividend Income	962.0000	\$0.0770		\$74.07	\$31.75		\$74.07
18248501	Kealba Super Fund - PWM Listed Property	CHC	CHARTER HALL GROUP	29/06/2021	Dividend Income	962.0000	\$0.1161	\$111.69				\$111.69

Investment Income

From Wednesday, July 1, 2020 to Wednesday, June 30, 2021

Kealba Super Fund

Portfolio Code	Portfolio Name	Security	Security Name	Trade Date	Description	Quantity	Rate (AUD)	Unfranked (AUD)	Franked (AUD)	Imp. Credits (AUD)	Withholding Tax (AUD)	Proceeds (AUD)
18248501	Kealba Super Fund - PWM Listed Property	SGP	STOCKLAND	29/06/2021	Dividend Income	4,226.0000	\$0.1330	\$562.06				\$562.06
18248501	Kealba Super Fund - PWM Listed Property	VCX	VICINITY CENTRES	29/06/2021	Dividend Income	8,178.0000	\$0.0660	\$539.75				\$539.75
18248501	Kealba Super Fund - PWM Listed Property	MGR	MIRVAC GROUP	29/06/2021	Dividend Income	2,535.0000	\$0.0510	\$129.29				\$129.29
18248501	Kealba Super Fund - PWM Listed Property	GMG	GOODMAN GROUP	29/06/2021	Dividend Income	2,445.0000	\$0.0900	\$220.05				\$220.05
18248501	Kealba Super Fund - PWM Listed Property	GMG	GOODMAN GROUP	29/06/2021	Dividend Income	2,445.0000	\$0.0600	\$146.70				\$146.70
18248501	Kealba Super Fund - PWM Listed Property	DXS	DEXUS STAND ALONE STAPLED SECURITY	29/06/2021	Dividend Income	1,496.0000	\$0.0465		\$69.54	\$29.80		\$69.54
18248501	Kealba Super Fund - PWM Listed Property	DXS	DEXUS STAND ALONE STAPLED SECURITY	29/06/2021	Dividend Income	1,496.0000	\$0.1835	\$274.54				\$274.54
								\$9,507.12	\$15,948.23	\$6,713.31	\$91.61	\$25,363.74

Managed Fund

18248503	Kealba Super Fund - PWM International Share	FSF5774AU	BAILLIE GIFFORD LONG TERM GLOBAL GROWTH FD CLASS A	13/12/2020	Distribution Income	29,746.6700	\$0.0040	\$118.99				\$118.99
18248503	Kealba Super Fund - PWM International Share	MGE0007AU	MAGELLAN GLOBAL FUND HEDGED	31/12/2020	Distribution Income	74,568.0300	\$0.0332	\$2,475.66				\$2,475.66
18248504	Kealba Super Fund - PWM Alternative Asset	MGE0006AU	MAGELLAN INFRASTRUCTURE FUND (UNHEDGED)	31/12/2020	Distribution Income	18,136.2200	\$0.0381	\$690.99				\$690.99
18248504	Kealba Super Fund - PWM Alternative Asset	UBS0064AU	UBS CLARION GLOBAL INFRASTRUCTURE SECURITIES FUND	31/03/2021	Distribution Income	23,138.8800	\$0.0030	\$69.42				\$69.42
18248504	Kealba Super Fund - PWM Alternative Asset	UBS0064AU	UBS CLARION GLOBAL INFRASTRUCTURE SECURITIES FUND	30/06/2021	Distribution Income	23,138.8800	\$0.0817	\$1,890.79				\$1,890.79
18248504	Kealba Super Fund - PWM Alternative Asset	ETL0431AU	PARTNERS GROUP GLOBAL MULTI ASSET FUND	30/06/2021	Distribution Income	22,451.6200	\$0.0749	\$1,682.33				\$1,682.33
18248503	Kealba Super Fund - PWM International Share	ACM0009AU	ALLIANCE BERNSTEIN GLOBAL EQUITIES FUND	30/06/2021	Distribution Income	98,037.5100	\$0.0083	\$815.11				\$815.11
18248503	Kealba Super Fund - PWM International Share	ETL1864AU	T. ROWE PRICE GLOBAL EQUITY (HEDGED) FUND M CLASS	30/06/2021	Distribution Income	117,551.5700	\$0.3976	\$46,741.39				\$46,741.39
18248503	Kealba Super Fund - PWM International Share	FSF5774AU	BAILLIE GIFFORD LONG TERM GLOBAL GROWTH FD CLASS A	30/06/2021	Distribution Income	29,746.6700	\$0.1993	\$5,928.51				\$5,928.51
								\$60,413.19				\$60,413.19

TOTAL								\$69,920.31	\$15,948.23	\$6,713.31	\$91.61	\$85,776.93
--------------	--	--	--	--	--	--	--	--------------------	--------------------	-------------------	----------------	--------------------

Investment Income

From Wednesday, July 1, 2020 to Wednesday, June 30, 2021

Kealba Super Fund

Portfolio Code	Portfolio Name	Security	Security Name	Trade Date	Description	Quantity	Rate (AUD)	Unfranked (AUD)	Franked (AUD)	Imp. Credits (AUD)	Withholding Tax (AUD)	Proceeds (AUD)
----------------	----------------	----------	---------------	------------	-------------	----------	------------	-----------------	---------------	--------------------	-----------------------	----------------

Data reflected in this report may be derived from an external source. If from an external source, it is assumed to be correct at the time this report is produced. Investment Administration Services Pty Limited does not assume responsibility for any inaccurate data provided by the external source. The information in this report is not intended to provide advice, as it does not take into account your personal objectives, financial situation or needs. The information is given in good faith and is derived from sources believed to be accurate. Please note that information contained in this report will be incorrect or incomplete if data supplied to us is incorrect. To the extent permitted by law no liability is accepted for any loss or damage as a result of reliance on this information. IAS does not guarantee the repayment of capital, payment of income or the performance of any particular investment.

Investment Transactions

From Wednesday, July 1, 2020 to Wednesday, June 30, 2021

Kealba Super Fund

Portfolio Code	Portfolio Name	Transaction Date	Settlement Date	Security Code	Security	Description	Units	Price (AUD)	Transaction Charges (AUD) *	Costs (AUD)	Proceeds (AUD)
Kealba Super Fund - PWM Listed Property											
18248501	Kealba Super Fund - PWM Listed Property	01/07/2020	03/07/2020	COF	CENTURIA OFFICE REIT	Sell	1,368.0000	\$2.0099	\$33.78		\$2,715.74
18248501	Kealba Super Fund - PWM Listed Property	01/07/2020	03/07/2020	EGH	EUREKA GROUP HOLDINGS LIMITED	Buy	10,476.0000	\$0.3225	\$28.00	\$3,406.51	
18248501	Kealba Super Fund - PWM Listed Property	01/07/2020	03/07/2020	MGR	MIRVAC GROUP	Sell	1,333.0000	\$2.2350	\$34.25		\$2,945.01
18248501	Kealba Super Fund - PWM Listed Property	01/07/2020	03/07/2020	RFF	RURAL FUNDS GROUP	Buy	649.0000	\$2.0044	\$30.73	\$1,331.61	
18248501	Kealba Super Fund - PWM Listed Property	06/07/2020	08/07/2020	DXS	DEXUS STAND ALONE STAPLED SECURITY	Sell	510.0000	\$9.4319	\$38.10		\$4,772.17
18248501	Kealba Super Fund - PWM Listed Property	07/07/2020	09/07/2020	SGP	STOCKLAND	Buy	742.0000	\$3.5011	\$33.46	\$2,631.31	
18248501	Kealba Super Fund - PWM Listed Property	04/08/2020	06/08/2020	ABP	ABACUS PROPERTY GROUP	Sell	2,023.0000	\$2.6700	\$39.34		\$5,362.07
18248501	Kealba Super Fund - PWM Listed Property	04/08/2020	06/08/2020	CIP	CENTURIA INDUSTRIAL REIT ORD FP	Sell	1,783.0000	\$3.3116	\$40.40		\$5,864.20
18248501	Kealba Super Fund - PWM Listed Property	04/08/2020	06/08/2020	GMG	GOODMAN GROUP	Sell	209.0000	\$17.1478	\$35.52		\$3,548.37
18248501	Kealba Super Fund - PWM Listed Property	04/08/2020	06/08/2020	NSR	NATIONAL STORAGE REIT	Buy	1,487.0000	\$1.8835	\$33.88	\$2,834.72	
18248501	Kealba Super Fund - PWM Listed Property	04/08/2020	06/08/2020	WPR	WAYPOINT REIT	Buy	2,157.0000	\$2.5558	\$39.58	\$5,552.50	
18248501	Kealba Super Fund - PWM Listed Property	07/08/2020	11/08/2020	DXS	DEXUS STAND ALONE STAPLED SECURITY	Buy	327.0000	\$8.3838	\$33.76	\$2,775.26	
18248501	Kealba Super Fund - PWM Listed Property	07/08/2020	11/08/2020	WPR	WAYPOINT REIT	Buy	618.0000	\$2.4634	\$31.20	\$1,553.60	
18248501	Kealba Super Fund - PWM Listed Property	24/08/2020	26/08/2020	GDI	GDI PROPERTY GROUP STAPLED SECURITIES	Sell	2,441.0000	\$1.0550	\$33.41		\$2,541.85
18248501	Kealba Super Fund - PWM Listed Property	26/08/2020	28/08/2020	GOZ	GROWTHPOINT PROPERTIES AUSTRALIA	Sell	816.0000	\$3.2792	\$33.62		\$2,642.23
18248501	Kealba Super Fund - PWM Listed Property	26/08/2020	28/08/2020	EGH	EUREKA GROUP HOLDINGS LIMITED	Buy	6,101.0000	\$0.3997	\$33.13	\$2,471.79	
18248501	Kealba Super Fund - PWM Listed Property	08/09/2020	10/09/2020	MGR	MIRVAC GROUP	Buy	1,561.0000	\$2.1056	\$34.90	\$3,321.74	
18248501	Kealba Super Fund - PWM Listed Property	18/09/2020	22/09/2020	GMG	GOODMAN GROUP	Buy	206.0000	\$18.0000	\$35.79	\$3,743.79	
18248501	Kealba Super Fund - PWM Listed Property	21/09/2020	23/09/2020	RFF	RURAL FUNDS GROUP	Sell	742.0000	\$2.3225	\$31.62		\$1,691.69
18248501	Kealba Super Fund - PWM Listed Property	25/09/2020	29/09/2020	ADI	APN INDUSTRIA REIT	Sell	643.0000	\$2.7313	\$31.68		\$1,724.56
18248501	Kealba Super Fund - PWM Listed Property	25/09/2020	29/09/2020	CIP	CENTURIA INDUSTRIAL REIT ORD FP	Buy	702.0000	\$3.1971	\$32.72	\$2,277.07	
18248501	Kealba Super Fund - PWM Listed Property	09/10/2020	13/10/2020	SGP	STOCKLAND	Sell	139.0000	\$4.0409	\$28.18		\$533.51
18248501	Kealba Super Fund - PWM Listed Property	09/10/2020	13/10/2020	LIC	LIFESTYLE COMMUNITIES LIMITED	Sell	35.0000	\$10.0572	\$28.11		\$323.89

Investment Transactions

From Wednesday, July 1, 2020 to Wednesday, June 30, 2021

Kealba Super Fund

Portfolio Code	Portfolio Name	Transaction Date	Settlement Date	Security Code	Security	Description	Units	Price (AUD)	Transaction Charges (AUD) *	Costs (AUD)	Proceeds (AUD)
18248501	Kealba Super Fund - PWM Listed Property	09/10/2020	13/10/2020	NSR	NATIONAL STORAGE REIT	Buy	213.0000	\$1.8589	\$28.12	\$424.07	
18248501	Kealba Super Fund - PWM Listed Property	09/10/2020	13/10/2020	VCX	VICINITY CENTRES	Buy	833.0000	\$1.4315	\$28.37	\$1,220.81	
18248501	Kealba Super Fund - PWM Listed Property	09/10/2020	13/10/2020	MGR	MIRVAC GROUP	Buy	309.0000	\$2.2671	\$28.22	\$728.75	
18248501	Kealba Super Fund - PWM Listed Property	09/10/2020	13/10/2020	GMG	GOODMAN GROUP	Buy	35.0000	\$18.6516	\$28.21	\$681.02	
18248501	Kealba Super Fund - PWM Listed Property	09/10/2020	13/10/2020	CIP	CENTURIA INDUSTRIAL REIT ORD FP	Buy	782.0000	\$3.1965	\$28.78	\$2,528.44	
18248501	Kealba Super Fund - PWM Listed Property	09/10/2020	13/10/2020	WPR	WAYPOINT REIT	Sell	202.0000	\$2.7293	\$28.17		\$523.15
18248501	Kealba Super Fund - PWM Listed Property	09/10/2020	13/10/2020	CHC	CHARTER HALL GROUP	Sell	80.0000	\$13.4430	\$28.33		\$1,047.11
18248501	Kealba Super Fund - PWM Listed Property	09/10/2020	13/10/2020	RFF	RURAL FUNDS GROUP	Buy	300.0000	\$2.3066	\$28.22	\$720.20	
18248501	Kealba Super Fund - PWM Listed Property	09/10/2020	13/10/2020	GOZ	GROWTHPOINT PROPERTIES AUSTRALIA	Sell	365.0000	\$3.4842	\$28.40		\$1,243.33
18248501	Kealba Super Fund - PWM Listed Property	09/10/2020	13/10/2020	EGH	EUREKA GROUP HOLDINGS LIMITED	Buy	1,804.0000	\$0.3823	\$28.22	\$717.89	
18248501	Kealba Super Fund - PWM Listed Property	12/10/2020	14/10/2020	ADI	APN INDUSTRIA REIT	Sell	737.0000	\$2.6200	\$28.61		\$1,902.33
18248501	Kealba Super Fund - PWM Listed Property	16/10/2020	20/10/2020	ADI	APN INDUSTRIA REIT	Sell	887.0000	\$2.6355	\$28.74		\$2,308.95
18248501	Kealba Super Fund - PWM Listed Property	21/10/2020	23/10/2020	DXS	DEXUS STAND ALONE STAPLED SECURITY	Sell	279.0000	\$9.2925	\$28.82		\$2,563.79
18248501	Kealba Super Fund - PWM Listed Property	21/10/2020	23/10/2020	GMG	GOODMAN GROUP	Buy	66.0000	\$18.5020	\$28.38	\$1,249.51	
18248501	Kealba Super Fund - PWM Listed Property	30/10/2020	03/11/2020	CLW	CHARTER HALL LONG--REIT UNIT	Buy	1,036.0000	\$4.7886	\$29.57	\$4,990.56	
18248501	Kealba Super Fund - PWM Listed Property	30/10/2020	03/11/2020	RFF	RURAL FUNDS GROUP	Sell	1,236.0000	\$2.4153	\$28.95		\$2,956.36
18248501	Kealba Super Fund - PWM Listed Property	04/11/2020	06/11/2020	NSR	NATIONAL STORAGE REIT	Buy	1,310.0000	\$1.8308	\$28.75	\$2,427.10	
18248501	Kealba Super Fund - PWM Listed Property	04/11/2020	06/11/2020	WPR	WAYPOINT REIT	Sell	298.0000	\$2.7434	\$28.26		\$789.27
18248501	Kealba Super Fund - PWM Listed Property	05/11/2020	09/11/2020	GOZ	GROWTHPOINT PROPERTIES AUSTRALIA	Sell	1,352.0000	\$3.5848	\$29.53		\$4,817.12
18248501	Kealba Super Fund - PWM Listed Property	06/11/2020	10/11/2020	CQE	CHARTER HALL SOCIAL INFRASTRUCTURE REIT	Buy	1,627.0000	\$2.9612	\$29.52	\$4,847.39	
18248501	Kealba Super Fund - PWM Listed Property	09/11/2020	11/11/2020	DXS	DEXUS STAND ALONE STAPLED SECURITY	Sell	665.0000	\$9.0337	\$29.89		\$5,977.52
18248501	Kealba Super Fund - PWM Listed Property	09/11/2020	11/11/2020	VCX	VICINITY CENTRES	Buy	4,788.0000	\$1.4428	\$30.18	\$6,938.31	
18248501	Kealba Super Fund - PWM Listed Property	10/11/2020	12/11/2020	GMG	GOODMAN GROUP	Buy	125.0000	\$18.3745	\$28.73	\$2,325.54	
18248501	Kealba Super Fund - PWM Listed Property	10/11/2020	12/11/2020	GPT	GPT GROUP	Sell	840.0000	\$4.6999	\$29.24		\$3,918.68

Investment Transactions

From Wednesday, July 1, 2020 to Wednesday, June 30, 2021

Kealba Super Fund

Portfolio Code	Portfolio Name	Transaction Date	Settlement Date	Security Code	Security	Description	Units	Price (AUD)	Transaction Charges (AUD) *	Costs (AUD)	Proceeds (AUD)
18248501	Kealba Super Fund - PWM Listed Property	03/12/2020	07/12/2020	WPR	WAYPOINT REIT	Sell	2,275.0000	\$2.6940	\$29.93		\$6,098.92
18248501	Kealba Super Fund - PWM Listed Property	08/12/2020	10/12/2020	SCG	SCENTRE GROUP	Buy	2,304.0000	\$2.9447	\$30.14	\$6,814.73	
18248501	Kealba Super Fund - PWM Listed Property	13/01/2021	15/01/2021	RFF	RURAL FUNDS GROUP	Sell	1,868.0000	\$2.5031	\$29.47		\$4,646.32
18248501	Kealba Super Fund - PWM Listed Property	13/01/2021	15/01/2021	WPR	WAYPOINT REIT	Buy	1,252.0000	\$2.5056	\$28.99	\$3,166.00	
18248501	Kealba Super Fund - PWM Listed Property	28/01/2021	01/02/2021	MGR	MIRVAC GROUP	Sell	972.0000	\$2.4210	\$28.74		\$2,324.47
18248501	Kealba Super Fund - PWM Listed Property	28/01/2021	01/02/2021	WPR	WAYPOINT REIT	Buy	677.0000	\$2.5315	\$28.54	\$1,742.37	
18248501	Kealba Super Fund - PWM Listed Property	10/02/2021	12/02/2021	DXS	DEXUS STAND ALONE STAPLED SECURITY	Buy	612.0000	\$8.6196	\$29.66	\$5,304.86	
18248501	Kealba Super Fund - PWM Listed Property	10/02/2021	12/02/2021	MGR	MIRVAC GROUP	Sell	622.0000	\$2.3637	\$28.47		\$1,441.75
18248501	Kealba Super Fund - PWM Listed Property	10/02/2021	12/02/2021	SCG	SCENTRE GROUP	Sell	593.0000	\$2.7728	\$28.52		\$1,615.75
18248501	Kealba Super Fund - PWM Listed Property	19/02/2021	23/02/2021	SCG	SCENTRE GROUP	Sell	1,711.0000	\$2.7149	\$29.46		\$4,615.73
18248501	Kealba Super Fund - PWM Listed Property	25/02/2021	01/03/2021	GOZ	GROWTHPOINT PROPERTIES AUSTRALIA	Buy	1,545.0000	\$3.1241	\$29.52	\$4,856.25	
18248501	Kealba Super Fund - PWM Listed Property	10/03/2021	12/03/2021	CHC	CHARTER HALL GROUP	Buy	234.0000	\$11.9092	\$28.88	\$2,815.63	
18248501	Kealba Super Fund - PWM Listed Property	10/03/2021	12/03/2021	CLW	CHARTER HALL LONG--REIT UNIT	Sell	520.0000	\$4.6349	\$28.76		\$2,381.39
18248501	Kealba Super Fund - PWM Listed Property	10/03/2021	12/03/2021	EGH	EUREKA GROUP HOLDINGS LIMITED	Sell	4,106.0000	\$0.5009	\$28.65		\$2,028.05
18248501	Kealba Super Fund - PWM Listed Property	10/03/2021	12/03/2021	GMG	GOODMAN GROUP	Buy	402.0000	\$16.6685	\$30.11	\$6,730.85	
18248501	Kealba Super Fund - PWM Listed Property	10/03/2021	12/03/2021	VCX	VICINITY CENTRES	Sell	1,524.0000	\$1.6408	\$28.79		\$2,471.79
18248501	Kealba Super Fund - PWM Listed Property	10/03/2021	12/03/2021	WPR	WAYPOINT REIT	Buy	798.0000	\$2.3598	\$28.59	\$1,911.71	
18248501	Kealba Super Fund - PWM Listed Property	12/03/2021	16/03/2021	LIC	LIFESTYLE COMMUNITIES LIMITED	Sell	123.0000	\$13.2379	\$28.52		\$1,599.74
18248501	Kealba Super Fund - PWM Listed Property	24/03/2021	26/03/2021	CLW	CHARTER HALL LONG--REIT UNIT	Sell	516.0000	\$4.7367	\$28.77		\$2,415.37
18248501	Kealba Super Fund - PWM Listed Property	30/03/2021	01/04/2021	CIP	CENTURIA INDUSTRIAL REIT ORD FP	Buy	533.0000	\$3.2833	\$28.55	\$1,778.55	
18248501	Kealba Super Fund - PWM Listed Property	22/04/2021	26/04/2021	CHC	CHARTER HALL GROUP	Buy	147.0000	\$13.5974	\$28.63	\$2,027.45	
18248501	Kealba Super Fund - PWM Listed Property	22/04/2021	26/04/2021	GPT	GPT GROUP	Sell	407.0000	\$4.6323	\$28.59		\$1,856.76
18248501	Kealba Super Fund - PWM Listed Property	26/04/2021	28/04/2021	NSR	NATIONAL STORAGE REIT	Sell	1,737.0000	\$2.0476	\$29.12		\$3,527.56
18248501	Kealba Super Fund - PWM Listed Property	28/04/2021	30/04/2021	MGR	MIRVAC GROUP	Buy	735.0000	\$2.6475	\$28.61	\$1,974.52	

Investment Transactions

From Wednesday, July 1, 2020 to Wednesday, June 30, 2021

Kealba Super Fund

Portfolio Code	Portfolio Name	Transaction Date	Settlement Date	Security Code	Security	Description	Units	Price (AUD)	Transaction Charges (AUD) *	Costs (AUD)	Proceeds (AUD)
18248501	Kealba Super Fund - PWM Listed Property	10/05/2021	12/05/2021	MGR	MIRVAC GROUP	Sell	974.0000	\$2.8008	\$28.86		\$2,699.12
18248501	Kealba Super Fund - PWM Listed Property	10/05/2021	12/05/2021	SGP	STOCKLAND	Buy	314.0000	\$4.6418	\$28.46	\$1,485.99	
18248501	Kealba Super Fund - PWM Listed Property	13/05/2021	17/05/2021	MGR	MIRVAC GROUP	Sell	666.0000	\$2.7025	\$28.56		\$1,771.31
18248501	Kealba Super Fund - PWM Listed Property	28/05/2021	01/06/2021	NSR	NATIONAL STORAGE REIT	Sell	1,273.0000	\$2.0800	\$28.83		\$2,619.01
18248501	Kealba Super Fund - PWM Listed Property	01/06/2021	03/06/2021	GOZ	GROWTHPOINT PROPERTIES AUSTRALIA	Buy	306.0000	\$3.8536	\$28.37	\$1,207.57	
18248501	Kealba Super Fund - PWM Listed Property	08/06/2021	10/06/2021	GPT	GPT GROUP	Buy	530.0000	\$4.8241	\$28.80	\$2,585.57	
18248501	Kealba Super Fund - PWM Listed Property	10/06/2021	15/06/2021	GPT	GPT GROUP	Buy	744.0000	\$4.8801	\$29.15	\$3,659.94	
18248501	Kealba Super Fund - PWM Listed Property	10/06/2021	15/06/2021	MGR	MIRVAC GROUP	Sell	1,229.0000	\$2.9707	\$29.15		\$3,621.84
18248501	Kealba Super Fund - PWM Listed Property	11/06/2021	16/06/2021	WPR	WAYPOINT REIT	Buy	745.0000	\$2.6546	\$28.62	\$2,006.30	
18248501	Kealba Super Fund - PWM Listed Property	24/06/2021	28/06/2021	EGH	EUREKA GROUP HOLDINGS LIMITED	Sell	3,037.0000	\$0.5755	\$28.55		\$1,719.24
										\$111,767.78	\$112,167.02

Kealba Super Fund - PWM Australian Share

18248502	Kealba Super Fund - PWM Australian Share	03/07/2020	07/07/2020	AMP	AMP LIMITED	Buy	1,123.0000	\$1.8263	\$28.65	\$2,079.58	
18248502	Kealba Super Fund - PWM Australian Share	03/07/2020	07/07/2020	ASX	ASX LIMITED	Buy	30.0000	\$87.4765	\$28.83	\$2,653.13	
18248502	Kealba Super Fund - PWM Australian Share	03/07/2020	07/07/2020	CBA	COMMONWEALTH BANK OF AUSTRALIA	Sell	11.0000	\$71.6091	\$28.25		\$759.45
18248502	Kealba Super Fund - PWM Australian Share	03/07/2020	07/07/2020	CNU	CHORUS LIMITED	Buy	461.0000	\$7.1902	\$29.04	\$3,343.72	
18248502	Kealba Super Fund - PWM Australian Share	03/07/2020	07/07/2020	COH	COCHLEAR LIMITED	Buy	6.0000	\$199.6503	\$28.38	\$1,226.28	
18248502	Kealba Super Fund - PWM Australian Share	03/07/2020	07/07/2020	EVN	EVOLUTION MINING LIMITED	Buy	278.0000	\$5.9780	\$28.53	\$1,690.41	
18248502	Kealba Super Fund - PWM Australian Share	03/07/2020	07/07/2020	FMG	FORTESCUE METALS GROUP LTD	Buy	150.0000	\$14.0041	\$28.66	\$2,129.28	
18248502	Kealba Super Fund - PWM Australian Share	03/07/2020	07/07/2020	LLC	LENLEASE GROUP	Buy	64.0000	\$12.7343	\$28.26	\$843.26	
18248502	Kealba Super Fund - PWM Australian Share	03/07/2020	07/07/2020	MQG	MACQUARIE GROUP LIMITED	Sell	17.0000	\$121.6282	\$28.65		\$2,039.03
18248502	Kealba Super Fund - PWM Australian Share	03/07/2020	07/07/2020	NAB	NATIONAL AUSTRALIA BANK LIMITED	Sell	85.0000	\$18.7392	\$28.51		\$1,564.32
18248502	Kealba Super Fund - PWM Australian Share	03/07/2020	07/07/2020	NEA	NEARMAP LTD	Buy	2,042.0000	\$2.4696	\$29.58	\$5,072.50	
18248502	Kealba Super Fund - PWM Australian Share	03/07/2020	07/07/2020	OZL	OZ MINERALS LIMITED	Sell	150.0000	\$11.6152	\$28.54		\$1,713.74

Investment Transactions

From Wednesday, July 1, 2020 to Wednesday, June 30, 2021

Kealba Super Fund

Portfolio Code	Portfolio Name	Transaction Date	Settlement Date	Security Code	Security	Description	Units	Price (AUD)	Transaction Charges (AUD) *	Costs (AUD)	Proceeds (AUD)
18248502	Kealba Super Fund - PWM Australian Share	03/07/2020	07/07/2020	RIO	RIO TINTO LIMITED	Sell	52.0000	\$96.4842	\$29.58		\$4,987.60
18248502	Kealba Super Fund - PWM Australian Share	03/07/2020	07/07/2020	RMD	RESMED INC	Sell	86.0000	\$28.0933	\$28.76		\$2,387.26
18248502	Kealba Super Fund - PWM Australian Share	03/07/2020	07/07/2020	SYD	SYDNEY AIRPORT TRUSTS 1 & 2	Sell	807.0000	\$5.7401	\$29.46		\$4,602.80
18248502	Kealba Super Fund - PWM Australian Share	03/07/2020	07/07/2020	WES	WESFARMERS LIMITED	Sell	27.0000	\$45.9626	\$28.39		\$1,212.60
18248502	Kealba Super Fund - PWM Australian Share	03/07/2020	07/07/2020	WPL	WOODSIDE PETROLEUM LIMITED	Buy	53.0000	\$21.7549	\$28.36	\$1,181.37	
18248502	Kealba Super Fund - PWM Australian Share	03/07/2020	07/07/2020	XRO	XERO LIMITED	Sell	36.0000	\$91.1175	\$29.03		\$3,251.20
18248502	Kealba Super Fund - PWM Australian Share	03/08/2020	05/08/2020	FMG	FORTESCUE METALS GROUP LTD	Sell	414.0000	\$17.8277	\$30.33		\$7,350.34
18248502	Kealba Super Fund - PWM Australian Share	03/08/2020	05/08/2020	IVC	INVOCARE LIMITED	Buy	97.0000	\$9.6642	\$28.30	\$965.73	
18248502	Kealba Super Fund - PWM Australian Share	03/08/2020	05/08/2020	OZL	OZ MINERALS LIMITED	Sell	293.0000	\$13.8144	\$29.28		\$4,018.34
18248502	Kealba Super Fund - PWM Australian Share	03/08/2020	05/08/2020	PPH	PUSHPAY HOLDINGS LIMITED	Sell	315.0000	\$7.0793	\$28.71		\$2,201.27
18248502	Kealba Super Fund - PWM Australian Share	03/08/2020	05/08/2020	QBE	QBE INSURANCE GROUP LIMITED	Sell	230.0000	\$10.0144	\$28.73		\$2,274.58
18248502	Kealba Super Fund - PWM Australian Share	03/08/2020	05/08/2020	WPL	WOODSIDE PETROLEUM LIMITED	Buy	46.0000	\$19.9483	\$28.29	\$945.91	
18248502	Kealba Super Fund - PWM Australian Share	03/08/2020	05/08/2020	AMP	AMP LIMITED	Buy	1,793.0000	\$1.4125	\$28.80	\$2,561.41	
18248502	Kealba Super Fund - PWM Australian Share	03/08/2020	05/08/2020	ASX	ASX LIMITED	Buy	19.0000	\$83.7505	\$28.51	\$1,619.77	
18248502	Kealba Super Fund - PWM Australian Share	03/08/2020	05/08/2020	CSL	CSL LIMITED	Buy	8.0000	\$278.9722	\$28.71	\$2,260.49	
18248502	Kealba Super Fund - PWM Australian Share	02/09/2020	04/09/2020	XRO	XERO LIMITED	Sell	27.0000	\$99.9899	\$28.85		\$2,670.88
18248502	Kealba Super Fund - PWM Australian Share	02/09/2020	04/09/2020	CBA	COMMONWEALTH BANK OF AUSTRALIA	Buy	41.0000	\$66.9600	\$28.87	\$2,774.23	
18248502	Kealba Super Fund - PWM Australian Share	02/09/2020	04/09/2020	EVN	EVOLUTION MINING LIMITED	Buy	233.0000	\$5.6500	\$28.41	\$1,344.86	
18248502	Kealba Super Fund - PWM Australian Share	02/09/2020	04/09/2020	GMG	GOODMAN GROUP	Buy	227.0000	\$18.2800	\$29.31	\$4,178.87	
18248502	Kealba Super Fund - PWM Australian Share	02/09/2020	04/09/2020	IPL	INCITEC PIVOT LIMITED	Buy	2,413.0000	\$2.0965	\$29.59	\$5,088.44	
18248502	Kealba Super Fund - PWM Australian Share	02/09/2020	04/09/2020	IVC	INVOCARE LIMITED	Sell	500.0000	\$9.6252	\$29.52		\$4,783.08
18248502	Kealba Super Fund - PWM Australian Share	02/09/2020	04/09/2020	LLC	LENLEASE GROUP	Sell	250.0000	\$11.9956	\$28.95		\$2,969.95
18248502	Kealba Super Fund - PWM Australian Share	02/09/2020	04/09/2020	NEA	NEARMAP LTD	Buy	1,197.0000	\$3.1293	\$29.18	\$3,774.95	
18248502	Kealba Super Fund - PWM Australian Share	02/09/2020	04/09/2020	QBE	QBE INSURANCE GROUP LIMITED	Sell	215.0000	\$10.0370	\$28.68		\$2,129.28

Investment Transactions

From Wednesday, July 1, 2020 to Wednesday, June 30, 2021

Kealba Super Fund

Portfolio Code	Portfolio Name	Transaction Date	Settlement Date	Security Code	Security	Description	Units	Price (AUD)	Transaction Charges (AUD) *	Costs (AUD)	Proceeds (AUD)
18248502	Kealba Super Fund - PWM Australian Share	02/09/2020	04/09/2020	WES	WESFARMERS LIMITED	Buy	51.0000	\$47.6500	\$28.76	\$2,458.91	
18248502	Kealba Super Fund - PWM Australian Share	01/10/2020	05/10/2020	NEA	NEARMAP LTD	Buy	783.0000	\$2.3232	\$28.57	\$1,847.64	
18248502	Kealba Super Fund - PWM Australian Share	01/10/2020	05/10/2020	AMP	AMP LIMITED	Buy	1,455.0000	\$1.3407	\$28.61	\$1,979.33	
18248502	Kealba Super Fund - PWM Australian Share	01/10/2020	05/10/2020	COH	COCHLEAR LIMITED	Sell	9.0000	\$199.9464	\$28.56		\$1,770.96
18248502	Kealba Super Fund - PWM Australian Share	01/10/2020	05/10/2020	CSL	CSL LIMITED	Sell	7.0000	\$288.4067	\$28.64		\$1,990.21
18248502	Kealba Super Fund - PWM Australian Share	01/10/2020	05/10/2020	NAB	NATIONAL AUSTRALIA BANK LIMITED	Buy	108.0000	\$17.8311	\$28.61	\$1,954.37	
18248502	Kealba Super Fund - PWM Australian Share	06/10/2020	08/10/2020	CNU	CHORUS LIMITED	Sell	183.0000	\$8.0090	\$28.46		\$1,437.19
18248502	Kealba Super Fund - PWM Australian Share	06/10/2020	08/10/2020	ELD	ELDERS LIMITED	Sell	99.0000	\$11.2512	\$28.35		\$1,085.52
18248502	Kealba Super Fund - PWM Australian Share	06/10/2020	08/10/2020	OSH	OIL SEARCH LIMITED	Buy	281.0000	\$2.8200	\$28.25	\$820.67	
18248502	Kealba Super Fund - PWM Australian Share	06/10/2020	08/10/2020	PPH	PUSHPAY HOLDINGS LIMITED	Sell	124.0000	\$8.0478	\$28.32		\$969.61
18248502	Kealba Super Fund - PWM Australian Share	06/10/2020	08/10/2020	QBE	QBE INSURANCE GROUP LIMITED	Sell	124.0000	\$8.9134	\$28.34		\$1,076.92
18248502	Kealba Super Fund - PWM Australian Share	06/10/2020	08/10/2020	WPL	WOODSIDE PETROLEUM LIMITED	Buy	78.0000	\$17.9611	\$28.44	\$1,429.41	
18248502	Kealba Super Fund - PWM Australian Share	06/10/2020	08/10/2020	XRO	XERO LIMITED	Sell	13.0000	\$106.1157	\$28.44		\$1,351.06
18248502	Kealba Super Fund - PWM Australian Share	02/11/2020	04/11/2020	BHP	BHP GROUP LIMITED	Buy	40.0000	\$33.8273	\$28.43	\$1,381.52	
18248502	Kealba Super Fund - PWM Australian Share	02/11/2020	04/11/2020	CSL	CSL LIMITED	Buy	4.0000	\$286.0499	\$28.36	\$1,172.56	
18248502	Kealba Super Fund - PWM Australian Share	02/11/2020	04/11/2020	CTD	CORPORATE TRAVEL MANAGEMENT LIMITED	Buy	342.0000	\$14.6550	\$29.58	\$5,041.59	
18248502	Kealba Super Fund - PWM Australian Share	02/11/2020	04/11/2020	FMG	FORTESCUE METALS GROUP LTD	Sell	150.0000	\$17.2137	\$28.81		\$2,553.25
18248502	Kealba Super Fund - PWM Australian Share	02/11/2020	04/11/2020	HUB	HUB24 LIMITED	Buy	217.0000	\$21.5353	\$29.47	\$4,702.63	
18248502	Kealba Super Fund - PWM Australian Share	02/11/2020	04/11/2020	MQG	MACQUARIE GROUP LIMITED	Buy	9.0000	\$127.2887	\$28.36	\$1,173.96	
18248502	Kealba Super Fund - PWM Australian Share	02/11/2020	04/11/2020	OZL	OZ MINERALS LIMITED	Sell	104.0000	\$14.5303	\$28.48		\$1,482.67
18248502	Kealba Super Fund - PWM Australian Share	02/11/2020	04/11/2020	QBE	QBE INSURANCE GROUP LIMITED	Sell	151.0000	\$8.2658	\$28.39		\$1,219.75
18248502	Kealba Super Fund - PWM Australian Share	02/11/2020	04/11/2020	RMD	RESMED INC	Sell	113.0000	\$27.4572	\$28.97		\$3,073.69
18248502	Kealba Super Fund - PWM Australian Share	20/11/2020	24/11/2020	ALU	ALTUM LIMITED	Buy	145.0000	\$36.3132	\$29.66	\$5,295.07	
18248502	Kealba Super Fund - PWM Australian Share	20/11/2020	24/11/2020	ASX	ASX LIMITED	Buy	82.0000	\$80.3359	\$30.08	\$6,617.62	

Investment Transactions

From Wednesday, July 1, 2020 to Wednesday, June 30, 2021

Kealba Super Fund

Portfolio Code	Portfolio Name	Transaction Date	Settlement Date	Security Code	Security	Description	Units	Price (AUD)	Transaction Charges (AUD) *	Costs (AUD)	Proceeds (AUD)
18248502	Kealba Super Fund - PWM Australian Share	20/11/2020	24/11/2020	CBA	COMMONWEALTH BANK OF AUSTRALIA	Buy	32.0000	\$79.8300	\$28.81	\$2,583.37	
18248502	Kealba Super Fund - PWM Australian Share	20/11/2020	24/11/2020	CNU	CHORUS LIMITED	Buy	371.0000	\$8.1200	\$28.95	\$3,041.47	
18248502	Kealba Super Fund - PWM Australian Share	20/11/2020	24/11/2020	CSL	CSL LIMITED	Buy	15.0000	\$314.6900	\$29.49	\$4,749.84	
18248502	Kealba Super Fund - PWM Australian Share	20/11/2020	24/11/2020	ELD	ELDERS LIMITED	Buy	312.0000	\$11.1100	\$29.09	\$3,495.41	
18248502	Kealba Super Fund - PWM Australian Share	20/11/2020	24/11/2020	EVN	EVOLUTION MINING LIMITED	Buy	651.0000	\$5.5100	\$29.14	\$3,616.15	
18248502	Kealba Super Fund - PWM Australian Share	20/11/2020	24/11/2020	FMG	FORTESCUE METALS GROUP LTD	Buy	396.0000	\$17.0400	\$30.12	\$6,777.96	
18248502	Kealba Super Fund - PWM Australian Share	20/11/2020	24/11/2020	GMG	GOODMAN GROUP	Buy	110.0000	\$18.4700	\$28.64	\$2,060.34	
18248502	Kealba Super Fund - PWM Australian Share	20/11/2020	24/11/2020	MQG	MACQUARIE GROUP LIMITED	Buy	24.0000	\$137.4600	\$29.04	\$3,328.08	
18248502	Kealba Super Fund - PWM Australian Share	20/11/2020	24/11/2020	NEA	NEARMAP LTD	Buy	1,149.0000	\$2.4200	\$28.87	\$2,809.45	
18248502	Kealba Super Fund - PWM Australian Share	20/11/2020	24/11/2020	OZL	OZ MINERALS LIMITED	Buy	515.0000	\$14.7615	\$30.40	\$7,632.57	
18248502	Kealba Super Fund - PWM Australian Share	20/11/2020	24/11/2020	PPH	PUSHPAY HOLDINGS LIMITED	Buy	647.0000	\$6.9200	\$29.40	\$4,506.64	
18248502	Kealba Super Fund - PWM Australian Share	20/11/2020	24/11/2020	RMD	RESMED INC	Buy	172.0000	\$28.8900	\$29.57	\$4,998.65	
18248502	Kealba Super Fund - PWM Australian Share	20/11/2020	24/11/2020	WES	WESFARMERS LIMITED	Buy	40.0000	\$49.4700	\$28.62	\$2,007.42	
18248502	Kealba Super Fund - PWM Australian Share	23/11/2020	25/11/2020	COH	COCHLEAR LIMITED	Buy	14.0000	\$233.9400	\$29.03	\$3,304.19	
18248502	Kealba Super Fund - PWM Australian Share	25/11/2020	27/11/2020	PPH	PUSHPAY HOLDINGS LIMITED	Sell Share Exchange	647.0000	\$6.9654			\$4,506.64
18248502	Kealba Super Fund - PWM Australian Share	25/11/2020	27/11/2020	PPH	PUSHPAY HOLDINGS LIMITED	Sell Share Exchange	1,535.0000	\$6.1125			\$9,382.62
18248502	Kealba Super Fund - PWM Australian Share	25/11/2020	27/11/2020	PPHZ	PUSHPAY HOLDINGS LIMITED STOCK SPLIT	Buy Share Exchange	2,588.0000	\$1.7414		\$4,506.64	
18248502	Kealba Super Fund - PWM Australian Share	25/11/2020	27/11/2020	PPHZ	PUSHPAY HOLDINGS LIMITED STOCK SPLIT	Buy Share Exchange	6,140.0000	\$1.5281		\$9,382.62	
18248502	Kealba Super Fund - PWM Australian Share	01/12/2020	03/12/2020	NAB	NATIONAL AUSTRALIA BANK LIMITED	Buy	236.0000	\$23.0441	\$29.71	\$5,468.12	
18248502	Kealba Super Fund - PWM Australian Share	01/12/2020	03/12/2020	OZL	OZ MINERALS LIMITED	Sell	332.0000	\$16.6069	\$29.74		\$5,483.75
18248502	Kealba Super Fund - PWM Australian Share	02/12/2020	04/12/2020	M7T	MACH7 TECHNOLOGIES LIMITED	Buy	4,677.0000	\$1.3257	\$29.96	\$6,230.26	
18248502	Kealba Super Fund - PWM Australian Share	03/12/2020	03/12/2020	PPH	PUSHPAY HOLDINGS LIMITED	Buy Share Exchange	2,588.0000	\$1.7414		\$4,506.64	
18248502	Kealba Super Fund - PWM Australian Share	03/12/2020	03/12/2020	PPH	PUSHPAY HOLDINGS LIMITED	Buy Share Exchange	6,140.0000	\$1.5281		\$9,382.62	
18248502	Kealba Super Fund - PWM Australian Share	03/12/2020	03/12/2020	PPHZ	PUSHPAY HOLDINGS LIMITED STOCK SPLIT	Sell Share Exchange	2,588.0000	\$1.7414			\$4,506.64

Investment Transactions

From Wednesday, July 1, 2020 to Wednesday, June 30, 2021

Kealba Super Fund

Portfolio Code	Portfolio Name	Transaction Date	Settlement Date	Security Code	Security	Description	Units	Price (AUD)	Transaction Charges (AUD) *	Costs (AUD)	Proceeds (AUD)
18248502	Kealba Super Fund - PWM Australian Share	03/12/2020	03/12/2020	PPHZ	PUSHPAY HOLDINGS LIMITED STOCK SPLIT	Sell Share Exchange	6,140.0000	\$1.5281			\$9,382.62
18248502	Kealba Super Fund - PWM Australian Share	22/12/2020	24/12/2020	IVC	INVOCARE LIMITED	Sell	509.0000	\$11.3402	\$29.81		\$5,742.35
18248502	Kealba Super Fund - PWM Australian Share	22/12/2020	24/12/2020	IPL	INCITEC PIVOT LIMITED	Buy	2,274.0000	\$2.2735	\$29.63	\$5,199.57	
18248502	Kealba Super Fund - PWM Australian Share	22/12/2020	24/12/2020	COH	COCHLEAR LIMITED	Buy	33.0000	\$191.4576	\$29.99	\$6,348.09	
18248502	Kealba Super Fund - PWM Australian Share	22/12/2020	24/12/2020	OZL	OZ MINERALS LIMITED	Sell	335.0000	\$19.1064	\$30.01		\$6,370.63
18248502	Kealba Super Fund - PWM Australian Share	22/12/2020	24/12/2020	FMG	FORTESCUE METALS GROUP LTD	Sell	437.0000	\$23.4705	\$31.23		\$10,225.38
18248502	Kealba Super Fund - PWM Australian Share	23/12/2020	29/12/2020	HUB	HUB24 LIMITED	Buy	220.0000	\$21.3206	\$29.48	\$4,720.01	
18248502	Kealba Super Fund - PWM Australian Share	23/12/2020	29/12/2020	QBE	QBE INSURANCE GROUP LIMITED	Sell	516.0000	\$8.7550	\$29.42		\$4,488.16
18248502	Kealba Super Fund - PWM Australian Share	01/02/2021	03/02/2021	ASX	ASX LIMITED	Sell	102.0000	\$70.7799	\$30.27		\$7,189.28
18248502	Kealba Super Fund - PWM Australian Share	01/02/2021	03/02/2021	TLS	TELSTRA CORPORATION LIMITED	Buy	1,901.0000	\$3.1464	\$29.88	\$6,011.19	
18248502	Kealba Super Fund - PWM Australian Share	01/02/2021	03/02/2021	NTO	NITRO SOFTWARE LIMITED	Buy	1,895.0000	\$3.1583	\$29.89	\$6,014.87	
18248502	Kealba Super Fund - PWM Australian Share	01/03/2021	03/03/2021	BHP	BHP GROUP LIMITED	Buy	131.0000	\$49.8803	\$30.06	\$6,564.38	
18248502	Kealba Super Fund - PWM Australian Share	01/03/2021	03/03/2021	CNU	CHORUS LIMITED	Sell	693.0000	\$7.4290	\$29.62		\$5,118.68
18248502	Kealba Super Fund - PWM Australian Share	01/03/2021	03/03/2021	COH	COCHLEAR LIMITED	Sell	28.0000	\$216.4625	\$29.91		\$6,031.04
18248502	Kealba Super Fund - PWM Australian Share	01/03/2021	03/03/2021	CTD	CORPORATE TRAVEL MANAGEMENT LIMITED	Buy	250.0000	\$19.9560	\$29.58	\$5,018.58	
18248502	Kealba Super Fund - PWM Australian Share	01/03/2021	03/03/2021	EVN	EVOLUTION MINING LIMITED	Sell	925.0000	\$4.0996	\$29.19		\$3,762.94
18248502	Kealba Super Fund - PWM Australian Share	01/03/2021	03/03/2021	IPL	INCITEC PIVOT LIMITED	Buy	2,078.0000	\$2.6444	\$29.73	\$5,524.79	
18248502	Kealba Super Fund - PWM Australian Share	01/03/2021	03/03/2021	LLC	LENDLEASE GROUP	Sell	725.0000	\$13.5430	\$31.09		\$9,787.59
18248502	Kealba Super Fund - PWM Australian Share	01/03/2021	03/03/2021	NEA	NEARMAP LTD	Buy	1,392.0000	\$2.3510	\$29.03	\$3,301.62	
18248502	Kealba Super Fund - PWM Australian Share	01/03/2021	03/03/2021	OSH	OIL SEARCH LIMITED	Sell	1,269.0000	\$4.2995	\$29.72		\$5,426.35
18248502	Kealba Super Fund - PWM Australian Share	01/03/2021	03/03/2021	OZL	OZ MINERALS LIMITED	Sell	260.0000	\$21.8553	\$29.79		\$5,652.59
18248502	Kealba Super Fund - PWM Australian Share	01/03/2021	03/03/2021	PPH	PUSHPAY HOLDINGS LIMITED	Sell	2,138.0000	\$1.6429	\$29.11		\$3,483.41
18248502	Kealba Super Fund - PWM Australian Share	01/03/2021	03/03/2021	QBE	QBE INSURANCE GROUP LIMITED	Buy	437.0000	\$9.2401	\$29.27	\$4,067.19	
18248502	Kealba Super Fund - PWM Australian Share	01/03/2021	03/03/2021	TLS	TELSTRA CORPORATION LIMITED	Buy	1,994.0000	\$3.1391	\$29.98	\$6,289.35	

Investment Transactions

From Wednesday, July 1, 2020 to Wednesday, June 30, 2021

Kealba Super Fund

Portfolio Code	Portfolio Name	Transaction Date	Settlement Date	Security Code	Security	Description	Units	Price (AUD)	Transaction Charges (AUD) *	Costs (AUD)	Proceeds (AUD)
18248502	Kealba Super Fund - PWM Australian Share	01/03/2021	03/03/2021	WES	WESFARMERS LIMITED	Buy	55.0000	\$50.6613	\$28.88	\$2,815.25	
18248502	Kealba Super Fund - PWM Australian Share	01/03/2021	03/03/2021	XRO	XERO LIMITED	Sell	32.0000	\$122.6570	\$29.23		\$3,895.79
18248502	Kealba Super Fund - PWM Australian Share	01/04/2021	07/04/2021	BHP	BHP GROUP LIMITED	Buy	76.0000	\$45.6292	\$29.09	\$3,496.91	
18248502	Kealba Super Fund - PWM Australian Share	01/04/2021	07/04/2021	CBA	COMMONWEALTH BANK OF AUSTRALIA	Sell	55.0000	\$86.0064	\$29.49		\$4,700.86
18248502	Kealba Super Fund - PWM Australian Share	01/04/2021	07/04/2021	IPL	INCITEC PIVOT LIMITED	Buy	1,062.0000	\$2.9222	\$28.97	\$3,132.35	
18248502	Kealba Super Fund - PWM Australian Share	01/04/2021	07/04/2021	QBE	QBE INSURANCE GROUP LIMITED	Buy	444.0000	\$9.7657	\$29.37	\$4,365.34	
18248502	Kealba Super Fund - PWM Australian Share	01/04/2021	07/04/2021	TLS	TELSTRA CORPORATION LIMITED	Buy	1,464.0000	\$3.4035	\$29.57	\$5,012.29	
18248502	Kealba Super Fund - PWM Australian Share	01/04/2021	07/04/2021	XRO	XERO LIMITED	Sell	33.0000	\$130.7288	\$29.36		\$4,284.69
18248502	Kealba Super Fund - PWM Australian Share	26/04/2021	28/04/2021	CTD	CORPORATE TRAVEL MANAGEMENT LIMITED	Buy	175.0000	\$19.6571	\$29.09	\$3,469.08	
18248502	Kealba Super Fund - PWM Australian Share	26/04/2021	28/04/2021	GMG	GOODMAN GROUP	Sell	659.0000	\$19.0326	\$31.95		\$12,510.53
18248502	Kealba Super Fund - PWM Australian Share	26/04/2021	28/04/2021	TLS	TELSTRA CORPORATION LIMITED	Buy	1,563.0000	\$3.3858	\$29.67	\$5,321.68	
18248502	Kealba Super Fund - PWM Australian Share	26/04/2021	28/04/2021	WES	WESFARMERS LIMITED	Buy	32.0000	\$55.3039	\$28.55	\$1,798.27	
18248502	Kealba Super Fund - PWM Australian Share	03/05/2021	05/05/2021	IPL	INCITEC PIVOT LIMITED	Buy	1,064.0000	\$2.6439	\$28.89	\$2,842.00	
18248502	Kealba Super Fund - PWM Australian Share	03/05/2021	05/05/2021	NTO	NITRO SOFTWARE LIMITED	Buy	1,135.0000	\$3.1479	\$29.13	\$3,602.00	
18248502	Kealba Super Fund - PWM Australian Share	01/06/2021	03/06/2021	WOW	WOOLWORTHS GROUP LIMITED	Buy	154.0000	\$41.7800	\$30.02	\$6,464.14	
18248502	Kealba Super Fund - PWM Australian Share	01/06/2021	03/06/2021	OZL	OZ MINERALS LIMITED	Sell	92.0000	\$25.6740	\$28.74		\$2,333.27
18248502	Kealba Super Fund - PWM Australian Share	01/06/2021	03/06/2021	CSL	CSL LIMITED	Buy	13.0000	\$287.8778	\$29.18	\$3,771.59	
18248502	Kealba Super Fund - PWM Australian Share	01/06/2021	03/06/2021	IPL	INCITEC PIVOT LIMITED	Buy	889.0000	\$2.2751	\$28.64	\$2,051.20	
18248502	Kealba Super Fund - PWM Australian Share	01/06/2021	03/06/2021	NEA	NEARMAP LTD	Sell	1,441.0000	\$1.7129	\$28.77		\$2,439.52
18248502	Kealba Super Fund - PWM Australian Share	01/06/2021	03/06/2021	XRO	XERO LIMITED	Sell	48.0000	\$131.4669	\$29.99		\$6,280.42
18248502	Kealba Super Fund - PWM Australian Share	01/06/2021	03/06/2021	PPH	PUSHPAY HOLDINGS LIMITED	Buy	2,347.0000	\$1.6259	\$29.20	\$3,845.19	
18248502	Kealba Super Fund - PWM Australian Share	03/06/2021	07/06/2021	M7T	MACH7 TECHNOLOGIES LIMITED	Sell	343.0000	\$1.0331	\$28.11		\$326.24
18248502	Kealba Super Fund - PWM Australian Share	03/06/2021	07/06/2021	M7T	MACH7 TECHNOLOGIES LIMITED	Sell	951.0000	\$1.0330	\$28.31		\$954.07
18248502	Kealba Super Fund - PWM Australian Share	09/06/2021	11/06/2021	NEA	NEARMAP LTD	Sell	1,571.0000	\$1.8535	\$28.92		\$2,882.93

Investment Transactions

From Wednesday, July 1, 2020 to Wednesday, June 30, 2021

Kealba Super Fund

Portfolio Code	Portfolio Name	Transaction Date	Settlement Date	Security Code	Security	Description	Units	Price (AUD)	Transaction Charges (AUD) *	Costs (AUD)	Proceeds (AUD)
18248502	Kealba Super Fund - PWM Australian Share	17/06/2021	21/06/2021	M7T	MACH7 TECHNOLOGIES LIMITED	Sell	1,149.0000	\$0.9925	\$28.36		\$1,112.02
18248502	Kealba Super Fund - PWM Australian Share	17/06/2021	21/06/2021	NEA	NEARMAP LTD	Sell	1,092.0000	\$1.8238	\$28.63		\$1,962.96
18248502	Kealba Super Fund - PWM Australian Share	24/06/2021	28/06/2021	M7T	MACH7 TECHNOLOGIES LIMITED	Sell	1,114.0000	\$1.0301	\$28.36		\$1,119.17
18248502	Kealba Super Fund - PWM Australian Share	24/06/2021	28/06/2021	NEA	NEARMAP LTD	Sell	1,327.0000	\$1.9320	\$28.81		\$2,534.95
18248502	Kealba Super Fund - PWM Australian Share	24/06/2021	01/07/2021	EDV	ENDEAVOUR GROUP LIMITED	Buy Share Exchange	154.0000	\$5.9562		\$917.26	
18248502	Kealba Super Fund - PWM Australian Share	24/06/2021	01/07/2021	WOW	WOOLWORTHS GROUP LIMITED	Sell Book Value Adjustment	154.0000	\$5.9562			\$917.26
18248502	Kealba Super Fund - PWM Australian Share	28/06/2021	30/06/2021	M7T	MACH7 TECHNOLOGIES LIMITED	Sell	1,120.0000	\$1.0446	\$28.37		\$1,141.58
18248502	Kealba Super Fund - PWM Australian Share	28/06/2021	30/06/2021	NEA	NEARMAP LTD	Sell	1,132.0000	\$1.8276	\$28.65		\$2,040.19
18248502	Kealba Super Fund - PWM Australian Share	28/06/2021	30/06/2021	WES	WESFARMERS LIMITED	Buy	64.0000	\$58.3515	\$29.17	\$3,763.67	
										\$291,725.77	\$226,903.67

Kealba Super Fund - PWM International Share

18248503	Kealba Super Fund - PWM International Share	10/07/2020	14/07/2020	VISM	VANGUARD MSCI INT SMALL CO INDEX ETF	Sell	460.0000	\$46.6711	\$34.76		\$21,433.95
18248503	Kealba Super Fund - PWM International Share	04/08/2020	06/08/2020	MAQ0410AU	WALTER SCOTT GLOBAL EQUITY FUND	Sell	52,099.5319	\$2.9172	\$28.00		\$151,956.75
18248503	Kealba Super Fund - PWM International Share	04/08/2020	06/08/2020	MGE0007AU	MAGELLAN GLOBAL FUND HEDGED	Sell	34,696.4065	\$1.7727	\$28.00		\$61,478.32
18248503	Kealba Super Fund - PWM International Share	21/08/2020	21/08/2020	ETL8482AU	T. ROWE PRICE GLOBAL EQUITY FUND - M CLASS	Buy	96,543.5215	\$1.1052	\$28.00	\$106,727.90	
18248503	Kealba Super Fund - PWM International Share	23/09/2020	23/09/2020	ETL1864AU	T. ROWE PRICE GLOBAL EQUITY (HEDGED) FUND M CLASS	Buy	40,957.3643	\$1.2581	\$28.00	\$51,556.46	
18248503	Kealba Super Fund - PWM International Share	23/09/2020	23/09/2020	FSF5774AU	BAILLIE GIFFORD LONG TERM GLOBAL GROWTH FD CLASS A	Buy	29,746.6652	\$1.4004	\$28.00	\$41,685.23	
18248503	Kealba Super Fund - PWM International Share	07/12/2020	07/12/2020	OPS8304AU	ARTISAN GLOBAL DISCOVERY FUND	Buy	39,199.4219	\$1.1735	\$28.00	\$46,028.60	
18248503	Kealba Super Fund - PWM International Share	09/12/2020	11/12/2020	ETL8482AU	T. ROWE PRICE GLOBAL EQUITY FUND - M CLASS	Sell	49,569.9256	\$1.2110	\$28.00		\$60,001.18
18248503	Kealba Super Fund - PWM International Share	10/12/2020	10/12/2020	ETL1864AU	T. ROWE PRICE GLOBAL EQUITY (HEDGED) FUND M CLASS	Buy	38,699.5586	\$1.4496	\$28.00	\$56,126.88	
18248503	Kealba Super Fund - PWM International Share	01/04/2021	13/04/2021	WQGOA	WCM GLOBAL GROWTH LIMITED OPTIONS AUG 2022	Buy Warrant Distribution	12.0000	\$0.0000		\$0.00	
18248503	Kealba Super Fund - PWM International Share	01/04/2021	13/04/2021	WQGOA	WCM GLOBAL GROWTH LIMITED OPTIONS AUG 2022	Buy Warrant Distribution	500.0000	\$0.0000		\$0.00	
18248503	Kealba Super Fund - PWM International Share	01/04/2021	13/04/2021	WQGOA	WCM GLOBAL GROWTH LIMITED OPTIONS AUG 2022	Buy Warrant Distribution	5,774.0000	\$0.0000		\$0.00	

Investment Transactions

From Wednesday, July 1, 2020 to Wednesday, June 30, 2021

Kealba Super Fund

Portfolio Code	Portfolio Name	Transaction Date	Settlement Date	Security Code	Security	Description	Units	Price (AUD)	Transaction Charges (AUD) *	Costs (AUD)	Proceeds (AUD)
18248503	Kealba Super Fund - PWM International Share	01/04/2021	13/04/2021	WQGOA	WCM GLOBAL GROWTH LIMITED OPTIONS AUG 2022	Buy Warrant Distribution	8,699.0000	\$0.0000		\$0.00	
18248503	Kealba Super Fund - PWM International Share	01/04/2021	13/04/2021	WQGOA	WCM GLOBAL GROWTH LIMITED OPTIONS AUG 2022	Buy Warrant Distribution	5,386.0000	\$0.0000		\$0.00	
18248503	Kealba Super Fund - PWM International Share	01/04/2021	13/04/2021	WQGOA	WCM GLOBAL GROWTH LIMITED OPTIONS AUG 2022	Buy Warrant Distribution	252.0000	\$0.0000		\$0.00	
18248503	Kealba Super Fund - PWM International Share	01/04/2021	13/04/2021	WQGOA	WCM GLOBAL GROWTH LIMITED OPTIONS AUG 2022	Buy Warrant Distribution	257.0000	\$0.0000		\$0.00	
18248503	Kealba Super Fund - PWM International Share	01/04/2021	13/04/2021	WQGOA	WCM GLOBAL GROWTH LIMITED OPTIONS AUG 2022	Buy Warrant Distribution	796.0000	\$0.0000		\$0.00	
18248503	Kealba Super Fund - PWM International Share	29/04/2021	29/04/2021	ACM0009AU	ALLIANCE BERNSTEIN GLOBAL EQUITIES FUND	Buy	98,037.5073	\$1.7418	\$28.00	\$170,789.73	
18248503	Kealba Super Fund - PWM International Share	29/04/2021	29/04/2021	ETL1864AU	T. ROWE PRICE GLOBAL EQUITY (HEDGED) FUND M CLASS	Buy	37,894.6461	\$1.6119	\$28.00	\$61,110.38	
18248503	Kealba Super Fund - PWM International Share	29/04/2021	29/04/2021	OPS8304AU	ARTISAN GLOBAL DISCOVERY FUND	Buy	10,559.1170	\$1.2300	\$28.00	\$13,015.64	
18248503	Kealba Super Fund - PWM International Share	29/04/2021	03/05/2021	MGE0007AU	MAGELLAN GLOBAL FUND HEDGED	Sell	74,568.0257	\$1.9693	\$28.00		\$146,818.81
18248503	Kealba Super Fund - PWM International Share	30/04/2021	04/05/2021	ETL8482AU	T. ROWE PRICE GLOBAL EQUITY FUND - M CLASS	Sell	46,973.5959	\$1.3045	\$28.00		\$61,249.06
										\$547,040.82	\$502,938.07

Kealba Super Fund - PWM Alternative Asset

18248504	Kealba Super Fund - PWM Alternative Asset	21/09/2020	23/09/2020	ACQRZ	ACORN CAPITAL INVESTMENT FUND LIMITED RIGHTS	Buy Rights Distribution	1,330.0000	\$0.0000		\$0.00	
18248504	Kealba Super Fund - PWM Alternative Asset	06/10/2020	06/10/2020	ACQN	ACORN CAPITAL INVESTMENT FUND LIMITED DEFERRED	Buy File Adjustment	1,330.0000	\$1.1000		\$1,463.00	
18248504	Kealba Super Fund - PWM Alternative Asset	06/10/2020	06/10/2020	ACQRZ	ACORN CAPITAL INVESTMENT FUND LIMITED RIGHTS	Buy Book Value Adjustment	1,330.0000	\$1.1000		\$1,463.00	
18248504	Kealba Super Fund - PWM Alternative Asset	06/10/2020	06/10/2020	ACQRZ	ACORN CAPITAL INVESTMENT FUND LIMITED RIGHTS	Sell File Adjustment	1,330.0000	\$1.1000			\$1,463.00
18248504	Kealba Super Fund - PWM Alternative Asset	13/10/2020	13/10/2020	ACQ	ACORN CAPITAL INVESTMENT FUND LIMITED	Buy Share Exchange	1,330.0000	\$1.1000		\$1,463.00	
18248504	Kealba Super Fund - PWM Alternative Asset	13/10/2020	13/10/2020	ACQN	ACORN CAPITAL INVESTMENT FUND LIMITED DEFERRED	Sell Share Exchange	1,330.0000	\$1.1000			\$1,463.00
18248504	Kealba Super Fund - PWM Alternative Asset	30/10/2020	30/10/2020	MGE0006AU	MAGELLAN INFRASTRUCTURE FUND (UNHEDGED)	Buy	3,276.3370	\$1.7128	\$28.00	\$5,639.71	
18248504	Kealba Super Fund - PWM Alternative Asset	30/10/2020	03/11/2020	GOLD	ETFS PHYSICAL GOLD	Sell	26.0000	\$248.8713	\$30.04		\$6,440.61
18248504	Kealba Super Fund - PWM Alternative Asset	23/03/2021	23/03/2021	UBS0064AU	UBS CLARION GLOBAL INFRASTRUCTURE SECURITIES FUND	Buy	23,138.8805	\$1.2595	\$28.00	\$29,171.42	
18248504	Kealba Super Fund - PWM Alternative Asset	23/03/2021	25/03/2021	MGE0006AU	MAGELLAN INFRASTRUCTURE FUND (UNHEDGED)	Sell	18,136.2204	\$1.6539	\$28.00		\$29,967.49

Investment Transactions

From Wednesday, July 1, 2020 to Wednesday, June 30, 2021

Kealba Super Fund

Portfolio Code	Portfolio Name	Transaction Date	Settlement Date	Security Code	Security	Description	Units	Price (AUD)	Transaction Charges (AUD) *	Costs (AUD)	Proceeds (AUD)
										\$39,200.13	\$39,334.10
Kealba Super Fund - PWM Transition											
18248505	Kealba Super Fund - PWM Transition	19/10/2020	19/10/2020	BAF	BLUE SKY ALTERNATIVES ACCESS FUND LIMITED	Sell File Adjustment	4,912.0000	\$1.0774			\$5,292.12
18248505	Kealba Super Fund - PWM Transition	19/10/2020	19/10/2020	BAF	BLUE SKY ALTERNATIVES ACCESS FUND LIMITED	Sell File Adjustment	1,328.0000	\$1.0928			\$1,451.20
18248505	Kealba Super Fund - PWM Transition	19/10/2020	19/10/2020	BAF	BLUE SKY ALTERNATIVES ACCESS FUND LIMITED	Sell File Adjustment	9,198.0000	\$1.1046			\$10,159.85
18248505	Kealba Super Fund - PWM Transition	19/10/2020	19/10/2020	BAF	BLUE SKY ALTERNATIVES ACCESS FUND LIMITED	Sell File Adjustment	3,383.0000	\$1.0368			\$3,507.47
18248505	Kealba Super Fund - PWM Transition	19/10/2020	19/10/2020	BAF	BLUE SKY ALTERNATIVES ACCESS FUND LIMITED	Sell File Adjustment	2,314.0000	\$1.1121			\$2,573.40
18248505	Kealba Super Fund - PWM Transition	19/10/2020	19/10/2020	BAF	BLUE SKY ALTERNATIVES ACCESS FUND LIMITED	Sell File Adjustment	13,680.0000	\$1.1652			\$15,939.60
18248505	Kealba Super Fund - PWM Transition	19/10/2020	19/10/2020	BAF	BLUE SKY ALTERNATIVES ACCESS FUND LIMITED	Sell File Adjustment	1,559.0000	\$1.1891			\$1,853.81
18248505	Kealba Super Fund - PWM Transition	19/10/2020	19/10/2020	WMA	WAM ALTERNATIVE ASSETS LIMITED	Buy File Adjustment	4,912.0000	\$1.0774		\$5,292.12	
18248505	Kealba Super Fund - PWM Transition	19/10/2020	19/10/2020	WMA	WAM ALTERNATIVE ASSETS LIMITED	Buy File Adjustment	1,328.0000	\$1.0928		\$1,451.20	
18248505	Kealba Super Fund - PWM Transition	19/10/2020	19/10/2020	WMA	WAM ALTERNATIVE ASSETS LIMITED	Buy File Adjustment	9,198.0000	\$1.1046		\$10,159.85	
18248505	Kealba Super Fund - PWM Transition	19/10/2020	19/10/2020	WMA	WAM ALTERNATIVE ASSETS LIMITED	Buy File Adjustment	3,383.0000	\$1.0368		\$3,507.47	
18248505	Kealba Super Fund - PWM Transition	19/10/2020	19/10/2020	WMA	WAM ALTERNATIVE ASSETS LIMITED	Buy File Adjustment	2,314.0000	\$1.1121		\$2,573.40	
18248505	Kealba Super Fund - PWM Transition	19/10/2020	19/10/2020	WMA	WAM ALTERNATIVE ASSETS LIMITED	Buy File Adjustment	13,680.0000	\$1.1652		\$15,939.60	
18248505	Kealba Super Fund - PWM Transition	19/10/2020	19/10/2020	WMA	WAM ALTERNATIVE ASSETS LIMITED	Buy File Adjustment	1,559.0000	\$1.1891		\$1,853.81	
18248505	Kealba Super Fund - PWM Transition	24/05/2021	31/05/2021	NSCOA	NAOS SMALL CAP OPPORTUNITIES COMPANY LTD WARRANTS	Buy Warrant Distribution	2,262.0000	\$0.0000		\$0.00	
										\$40,777.45	\$40,777.45
Net Cost / Net Proceeds										\$1,030,511.95	\$922,120.31

* Transaction Charges are inclusive of GST and GST refunds where these are applicable

** Includes the estimated value of Managed Fund redemptions and applications processed but awaiting confirmation by external registries

Data reflected in this report may be derived from an external source. If from an external source, it is assumed to be correct at the time this report is produced. Investment Administration Services Pty Limited does not assume responsibility for any inaccurate data provided by the external source. The information in this report is not intended to provide advice, as it does not take into account your personal objectives, financial situation or needs. The information is given in good faith and is derived from sources believed to be accurate. Please note that information contained in this report will be incorrect or incomplete if data supplied to us is incorrect. To the extent permitted by law no liability is accepted for any loss or damage as a result of reliance on this information. IAS does not guarantee the repayment of capital, payment of income or the performance of any particular investment.

Point to Point Performance Summary by Portfolio

From Wednesday, July 1, 2020 to Wednesday, June 30, 2021

Kealba Super Fund

	Opening Balance	Portfolio Cashflows				Closing Balance	Valuation Movement	Investment Return	Compound Period Performance
		Contributions		Withdrawals					
		in Cash	in Kind	in Cash	in Kind				
Kealba Super Fund - Cash Portfolio	\$3.54	\$75,000.00	\$0.00	(\$75,000.00)	\$0.00	\$3.54	\$0.00	\$0.00	0.000 %
Kealba Super Fund - PWM Listed Property	\$141,052.34	\$0.00	\$0.00	(\$2,088.17)	\$0.00	\$192,003.94	\$50,951.61	\$53,039.78	37.845 %
Kealba Super Fund - PWM Australian Share	\$475,382.94	\$75,000.00	\$0.00	(\$7,118.44)	\$0.00	\$676,234.40	\$200,851.46	\$132,969.90	26.460 %
Kealba Super Fund - PWM International Share	\$518,711.62	\$145.65	\$0.00	(\$7,053.07)	\$0.00	\$639,725.30	\$121,013.69	\$127,921.11	24.817 %
Kealba Super Fund - PWM Alternative Asset	\$98,753.74	\$0.00	\$0.00	(\$1,244.73)	\$0.00	\$104,769.38	\$6,015.63	\$7,260.36	7.393 %
Kealba Super Fund - PWM Transition	\$31,065.48	\$0.00	\$0.00	(\$511.31)	\$0.00	\$45,725.51	\$14,660.03	\$15,171.34	48.996 %
		\$150,145.65	\$0.00	(\$93,015.72)	\$0.00		\$393,492.42	\$336,362.49	26.044 %

Note that this report is based on transaction data as at the date of the report. Back-dated transactions for the period of the report may still be outstanding and not appear in the report.

Data reflected in this report may be derived from an external source. If from an external source, it is assumed to be correct at the time this report is produced. Investment Administration Services Pty Limited does not assume responsibility for any inaccurate data provided by the external source. The information in this report is not intended to provide advice, as it does not take into account your personal objectives, financial situation or needs. The information is given in good faith and is derived from sources believed to be accurate. Please note that information contained in this report will be incorrect or incomplete if data supplied to us is incorrect. To the extent permitted by law no liability is accepted for any loss or damage as a result of reliance on this information. IAS does not guarantee the repayment of capital, payment of income or the performance of any particular investment.

Note that this report includes all data as supplied to us prior to Portfolio being taken over by IAS. IAS takes no responsibility for all data as supplied to us presented on this report prior to 01-Jul-2020

Portfolio Fees Report

From Wednesday, July 1, 2020 to Wednesday, June 30, 2021

Kealba Super Fund

Portfolio Code	Portfolio Name	Transaction Date	Fee Reason	Fee Description	Fee Amount
PWM Listed Property					
18248501	Kealba Super Fund - PWM Listed Property	31/07/2020	Portfolio Management Fee	Portfolio Management Fee	\$148.27
18248501	Kealba Super Fund - PWM Listed Property	31/08/2020	Portfolio Management Fee	Portfolio Management Fee	\$156.39
18248501	Kealba Super Fund - PWM Listed Property	30/09/2020	Portfolio Management Fee	Portfolio Management Fee	\$152.78
18248501	Kealba Super Fund - PWM Listed Property	31/10/2020	Portfolio Management Fee	Portfolio Management Fee	\$158.61
18248501	Kealba Super Fund - PWM Listed Property	30/11/2020	Portfolio Management Fee	Portfolio Management Fee	\$163.24
18248501	Kealba Super Fund - PWM Listed Property	31/12/2020	Portfolio Management Fee	Portfolio Management Fee	\$175.03
18248501	Kealba Super Fund - PWM Listed Property	31/01/2021	Portfolio Management Fee	Portfolio Management Fee	\$171.97
18248501	Kealba Super Fund - PWM Listed Property	28/02/2021	Portfolio Management Fee	Portfolio Management Fee	\$153.30
18248501	Kealba Super Fund - PWM Listed Property	31/03/2021	Portfolio Management Fee	Portfolio Management Fee	\$178.81
18248501	Kealba Super Fund - PWM Listed Property	30/04/2021	Portfolio Management Fee	Portfolio Management Fee	\$177.60
18248501	Kealba Super Fund - PWM Listed Property	31/05/2021	Portfolio Management Fee	Portfolio Management Fee	\$186.17
18248501	Kealba Super Fund - PWM Listed Property	30/06/2021	Portfolio Management Fee	Portfolio Management Fee	\$190.10
18248501	Kealba Super Fund - PWM Listed Property	30/06/2021	Performance Fees	Portfolio Management Performance Fee for Jun-2021	\$75.90
					\$2,088.17

PWM Australian Share

18248502	Kealba Super Fund - PWM Australian Share	31/07/2020	Portfolio Management Fee	Portfolio Management Fee	\$503.03
18248502	Kealba Super Fund - PWM Australian Share	31/08/2020	Portfolio Management Fee	Portfolio Management Fee	\$510.76
18248502	Kealba Super Fund - PWM Australian Share	30/09/2020	Portfolio Management Fee	Portfolio Management Fee	\$481.24
18248502	Kealba Super Fund - PWM Australian Share	31/10/2020	Portfolio Management Fee	Portfolio Management Fee	\$522.58
18248502	Kealba Super Fund - PWM Australian Share	30/11/2020	Portfolio Management Fee	Portfolio Management Fee	\$597.63
18248502	Kealba Super Fund - PWM Australian Share	31/12/2020	Portfolio Management Fee	Portfolio Management Fee	\$641.00
18248502	Kealba Super Fund - PWM Australian Share	31/01/2021	Portfolio Management Fee	Portfolio Management Fee	\$641.99
18248502	Kealba Super Fund - PWM Australian Share	28/02/2021	Portfolio Management Fee	Portfolio Management Fee	\$592.28
18248502	Kealba Super Fund - PWM Australian Share	31/03/2021	Portfolio Management Fee	Portfolio Management Fee	\$646.07
18248502	Kealba Super Fund - PWM Australian Share	30/04/2021	Portfolio Management Fee	Portfolio Management Fee	\$642.80
18248502	Kealba Super Fund - PWM Australian Share	31/05/2021	Portfolio Management Fee	Portfolio Management Fee	\$669.57
18248502	Kealba Super Fund - PWM Australian Share	30/06/2021	Portfolio Management Fee	Portfolio Management Fee	\$669.49

Portfolio Fees Report

From Wednesday, July 1, 2020 to Wednesday, June 30, 2021

Kealba Super Fund

Portfolio Code	Portfolio Name	Transaction Date	Fee Reason	Fee Description	Fee Amount
					\$7,118.44
PWM International Share					
18248503	Kealba Super Fund - PWM International Share	31/07/2020	Portfolio Management Fee	Portfolio Management Fee	\$552.88
18248503	Kealba Super Fund - PWM International Share	31/08/2020	Portfolio Management Fee	Portfolio Management Fee	\$555.18
18248503	Kealba Super Fund - PWM International Share	30/09/2020	Portfolio Management Fee	Portfolio Management Fee	\$542.75
18248503	Kealba Super Fund - PWM International Share	31/10/2020	Portfolio Management Fee	Portfolio Management Fee	\$578.62
18248503	Kealba Super Fund - PWM International Share	30/11/2020	Portfolio Management Fee	Portfolio Management Fee	\$556.63
18248503	Kealba Super Fund - PWM International Share	31/12/2020	Portfolio Management Fee	Portfolio Management Fee	\$608.34
18248503	Kealba Super Fund - PWM International Share	31/01/2021	Portfolio Management Fee	Portfolio Management Fee	\$615.52
18248503	Kealba Super Fund - PWM International Share	28/02/2021	Portfolio Management Fee	Portfolio Management Fee	\$562.36
18248503	Kealba Super Fund - PWM International Share	31/03/2021	Portfolio Management Fee	Portfolio Management Fee	\$605.43
18248503	Kealba Super Fund - PWM International Share	30/04/2021	Portfolio Management Fee	Portfolio Management Fee	\$613.64
18248503	Kealba Super Fund - PWM International Share	31/05/2021	Portfolio Management Fee	Portfolio Management Fee	\$626.19
18248503	Kealba Super Fund - PWM International Share	30/06/2021	Portfolio Management Fee	Portfolio Management Fee	\$635.53
18248503	Kealba Super Fund - PWM International Share	31/12/2020	Other Fee Refund	OPS8304AU Fee Rebate Dec 20	(\$6.29)
18248503	Kealba Super Fund - PWM International Share	31/03/2021	Other Fee Refund	OPS8304AU Fee Rebate for Period Ended March 2021	(\$22.15)
18248503	Kealba Super Fund - PWM International Share	30/06/2021	Fund Manager Fee Rebate	ACM0009AU Rebate Apr to Jun21	(\$89.17)
18248503	Kealba Super Fund - PWM International Share	30/06/2021	Other Fee Refund	OPS8304AU Jun 21 Rebate	(\$28.04)
					\$6,907.42
PWM Alternative Asset					
18248504	Kealba Super Fund - PWM Alternative Asset	31/07/2020	Portfolio Management Fee	Portfolio Management Fee	\$105.76
18248504	Kealba Super Fund - PWM Alternative Asset	31/08/2020	Portfolio Management Fee	Portfolio Management Fee	\$104.38
18248504	Kealba Super Fund - PWM Alternative Asset	30/09/2020	Portfolio Management Fee	Portfolio Management Fee	\$102.85
18248504	Kealba Super Fund - PWM Alternative Asset	31/10/2020	Portfolio Management Fee	Portfolio Management Fee	\$108.19
18248504	Kealba Super Fund - PWM Alternative Asset	30/11/2020	Portfolio Management Fee	Portfolio Management Fee	\$99.34
18248504	Kealba Super Fund - PWM Alternative Asset	31/12/2020	Portfolio Management Fee	Portfolio Management Fee	\$106.03
18248504	Kealba Super Fund - PWM Alternative Asset	31/01/2021	Portfolio Management Fee	Portfolio Management Fee	\$105.82
18248504	Kealba Super Fund - PWM Alternative Asset	28/02/2021	Portfolio Management Fee	Portfolio Management Fee	\$93.99

Portfolio Fees Report

From Wednesday, July 1, 2020 to Wednesday, June 30, 2021

Kealba Super Fund

Portfolio Code	Portfolio Name	Transaction Date	Fee Reason	Fee Description	Fee Amount
18248504	Kealba Super Fund - PWM Alternative Asset	31/03/2021	Portfolio Management Fee	Portfolio Management Fee	\$104.06
18248504	Kealba Super Fund - PWM Alternative Asset	30/04/2021	Portfolio Management Fee	Portfolio Management Fee	\$102.52
18248504	Kealba Super Fund - PWM Alternative Asset	31/05/2021	Portfolio Management Fee	Portfolio Management Fee	\$108.18
18248504	Kealba Super Fund - PWM Alternative Asset	30/06/2021	Portfolio Management Fee	Portfolio Management Fee	\$103.61
					\$1,244.73

PWM Transition					
Portfolio Code	Portfolio Name	Transaction Date	Fee Reason	Fee Description	Fee Amount
18248505	Kealba Super Fund - PWM Transition	31/07/2020	Portfolio Management Fee	Portfolio Management Fee	\$34.15
18248505	Kealba Super Fund - PWM Transition	31/08/2020	Portfolio Management Fee	Portfolio Management Fee	\$38.74
18248505	Kealba Super Fund - PWM Transition	30/09/2020	Portfolio Management Fee	Portfolio Management Fee	\$39.85
18248505	Kealba Super Fund - PWM Transition	31/10/2020	Portfolio Management Fee	Portfolio Management Fee	\$43.24
18248505	Kealba Super Fund - PWM Transition	30/11/2020	Portfolio Management Fee	Portfolio Management Fee	\$41.14
18248505	Kealba Super Fund - PWM Transition	31/12/2020	Portfolio Management Fee	Portfolio Management Fee	\$44.79
18248505	Kealba Super Fund - PWM Transition	31/01/2021	Portfolio Management Fee	Portfolio Management Fee	\$46.81
18248505	Kealba Super Fund - PWM Transition	28/02/2021	Portfolio Management Fee	Portfolio Management Fee	\$42.26
18248505	Kealba Super Fund - PWM Transition	31/03/2021	Portfolio Management Fee	Portfolio Management Fee	\$45.30
18248505	Kealba Super Fund - PWM Transition	30/04/2021	Portfolio Management Fee	Portfolio Management Fee	\$44.23
18248505	Kealba Super Fund - PWM Transition	31/05/2021	Portfolio Management Fee	Portfolio Management Fee	\$45.47
18248505	Kealba Super Fund - PWM Transition	30/06/2021	Portfolio Management Fee	Portfolio Management Fee	\$45.33
					\$511.31

TOTAL					\$17,870.07
-------	--	--	--	--	-------------

The Fee Amounts are inclusive of GST and GST refunds where these are applicable. GST is only displayed separately where a GST Refund has not been received.

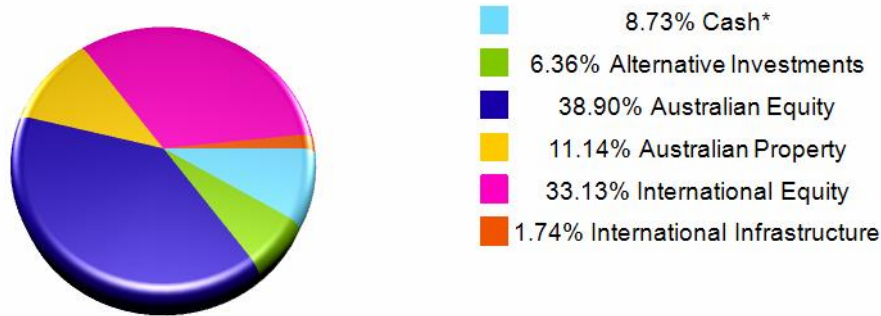
Data reflected in this report may be derived from an external source. If from an external source, it is assumed to be correct at the time this report is produced. Investment Administration Services Pty Limited does not assume responsibility for any inaccurate data provided by the external source. The information in this report is not intended to provide advice, as it does not take into account your personal objectives, financial situation or needs. The information is given in good faith and is derived from sources believed to be accurate. Please note that information contained in this report will be incorrect or incomplete if data supplied to us is incorrect. To the extent permitted by law no liability is accepted for any loss or damage as a result of reliance on this information. IAS does not guarantee the repayment of capital, payment of income or the performance of any particular investment.

Portfolio Summary

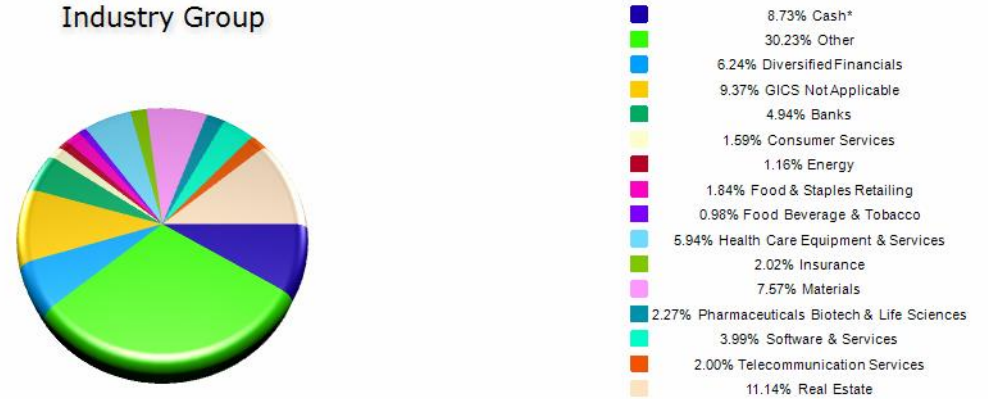
As at Wednesday, June 30, 2021

Kealba Super Fund

Asset Class



Industry Group



Asset Class	Accounting Cost	Market Value	% of Assets
Cash, Unsettled Securities and Accrued Income/Expenses	\$144,709.92	\$144,709.92	8.73 %
Cash, Unsettled Securities and Accrued Income/Expenses	\$144,709.92	\$144,709.92	8.73 %
Alternative Investments	\$97,274.87	\$105,556.57	6.36 %
Other	\$31,601.72	\$32,763.66	1.98 %
Diversified Financials	\$18,059.80	\$27,122.52	1.64 %
GICS Not Applicable	\$47,613.35	\$45,670.39	2.75 %
Australian Equity	\$514,637.87	\$645,080.80	38.90 %
Banks	\$54,604.59	\$81,868.29	4.94 %
Consumer Services	\$19,517.06	\$26,446.07	1.59 %
Diversified Financials	\$67,177.49	\$76,354.22	4.60 %
Energy	\$17,546.42	\$19,161.35	1.16 %
Food & Staples Retailing	\$25,304.45	\$30,480.68	1.84 %
Food Beverage & Tobacco	\$13,513.68	\$16,181.55	0.98 %
Health Care Equipment & Services	\$68,054.68	\$98,478.77	5.94 %
Insurance	\$35,569.08	\$33,440.17	2.02 %

Portfolio Summary

As at Wednesday, June 30, 2021

Kealba Super Fund

Asset Class	Accounting Cost	Market Value	% of Assets
Materials	\$88,644.68	\$125,613.31	7.57 %
Pharmaceuticals Biotech & Life Sciences	\$33,501.48	\$37,645.08	2.27 %
Software & Services	\$60,172.17	\$66,191.51	3.99 %
Telecommunication Services	\$31,032.11	\$33,219.81	2.00 %
Australian Property	\$146,830.87	\$184,740.01	11.14 %
Real Estate	\$146,830.87	\$184,740.01	11.14 %
International Equity	\$511,709.29	\$549,474.31	33.13 %
Other	\$440,312.92	\$439,688.64	26.51 %
GICS Not Applicable	\$71,396.37	\$109,785.67	6.62 %
International Infrastructure	\$29,171.42	\$28,900.46	1.74 %
Other	\$29,171.42	\$28,900.46	1.74 %
TOTAL	\$1,444,334.24	\$1,658,462.07	100.00 %

** Includes the estimated value of Managed Fund redemptions and applications processed but awaiting confirmation by external registries

Data reflected in this report may be derived from an external source. If from an external source, it is assumed to be correct at the time this report is produced. Investment Administration Services Pty Limited does not assume responsibility for any inaccurate data provided by the external source. The information in this report is not intended to provide advice, as it does not take into account your personal objectives, financial situation or needs. The information is given in good faith and is derived from sources believed to be accurate. Please note that information contained in this report will be incorrect or incomplete if data supplied to us is incorrect. To the extent permitted by law no liability is accepted for any loss or damage as a result of reliance on this information. IAS does not guarantee the repayment of capital, payment of income or the performance of any particular investment.

Portfolio Valuation

As at Wednesday, June 30, 2021

Kealba Super Fund

Portfolio Code	Portfolio Name	Security Code	Security	Quantity	Accounting Cost (AUD)	Average Cost per unit (AUD)	Price (AUD)	Price Date	Value# (AUD)	Allocation	Accounting Gain/Loss
Kealba Super Fund											
182485	Kealba Super Fund - Cash Portfolio	CASH_INV_AUD	Cash Account		\$3.54			30/06/2021	\$3.54	0.00 %	\$0.00
18248501	Kealba Super Fund - PWM Listed Property	CASH_INV_AUD	Cash Account		\$7,263.93			30/06/2021	\$7,263.93	0.44 %	\$0.00
18248501	Kealba Super Fund - PWM Listed Property	CHC	CHARTER HALL GROUP	962.0000	\$10,555.75	\$10.9727	\$15.5200	30/06/2021	\$14,930.24	0.90 %	\$4,374.49
18248501	Kealba Super Fund - PWM Listed Property	CIP	CENTURIA INDUSTRIAL REIT ORD FP	2,017.0000	\$6,584.06	\$3.2643	\$3.7200	30/06/2021	\$7,503.24	0.45 %	\$919.18
18248501	Kealba Super Fund - PWM Listed Property	CQE	CHARTER HALL SOCIAL INFRASTRUCTURE REIT	1,627.0000	\$4,847.39	\$2.9793	\$3.4800	30/06/2021	\$5,661.96	0.34 %	\$814.57
18248501	Kealba Super Fund - PWM Listed Property	DXS	DEXUS STAND ALONE STAPLED SECURITY	1,496.0000	\$13,280.28	\$8.8772	\$10.6700	30/06/2021	\$15,962.32	0.96 %	\$2,682.04
18248501	Kealba Super Fund - PWM Listed Property	EGH	EUREKA GROUP HOLDINGS LIMITED	11,238.0000	\$3,709.74	\$0.3301	\$0.6050	30/06/2021	\$6,798.99	0.41 %	\$3,089.25
18248501	Kealba Super Fund - PWM Listed Property	GMG	GOODMAN GROUP	2,445.0000	\$35,481.44	\$14.5118	\$21.1700	30/06/2021	\$51,760.65	3.12 %	\$16,279.21
18248501	Kealba Super Fund - PWM Listed Property	GOZ	GROWTHPOINT PROPERTIES AUSTRALIA	1,851.0000	\$6,063.82	\$3.2760	\$4.0700	30/06/2021	\$7,533.57	0.45 %	\$1,469.75
18248501	Kealba Super Fund - PWM Listed Property	GPT	GPT GROUP	3,910.0000	\$17,904.06	\$4.5790	\$4.9000	30/06/2021	\$19,159.00	1.16 %	\$1,254.94
18248501	Kealba Super Fund - PWM Listed Property	LIC	LIFESTYLE COMMUNITIES LIMITED	423.0000	\$2,002.21	\$4.7334	\$15.6100	30/06/2021	\$6,603.03	0.40 %	\$4,600.82
18248501	Kealba Super Fund - PWM Listed Property	MGR	MIRVAC GROUP	2,535.0000	\$5,836.96	\$2.3026	\$2.9200	30/06/2021	\$7,402.20	0.45 %	\$1,565.24
18248501	Kealba Super Fund - PWM Listed Property	SGP	STOCKLAND	4,226.0000	\$19,395.83	\$4.5896	\$4.6600	30/06/2021	\$19,693.16	1.19 %	\$297.33
18248501	Kealba Super Fund - PWM Listed Property	VCX	VICINITY CENTRES	8,178.0000	\$12,342.95	\$1.5093	\$1.5450	30/06/2021	\$12,635.01	0.76 %	\$292.06
18248501	Kealba Super Fund - PWM Listed Property	WPR	WAYPOINT REIT	3,472.0000	\$8,826.38	\$2.5422	\$2.6200	30/06/2021	\$9,096.64	0.55 %	\$270.26
18248502	Kealba Super Fund - PWM Australian Share	ALU	ALTium LIMITED	773.0000	\$28,566.99	\$36.9560	\$36.6900	30/06/2021	\$28,361.37	1.71 %	(\$205.62)
18248502	Kealba Super Fund - PWM Australian Share	AMP	AMP LIMITED	14,609.0000	\$21,919.71	\$1.5004	\$1.1250	30/06/2021	\$16,435.13	0.99 %	(\$5,484.59)
18248502	Kealba Super Fund - PWM Australian Share	ASX	ASX LIMITED	330.0000	\$27,285.59	\$82.6836	\$77.7100	30/06/2021	\$25,644.30	1.55 %	(\$1,641.29)
18248502	Kealba Super Fund - PWM Australian Share	BHP	BHP GROUP LIMITED	503.0000	\$20,684.89	\$41.1230	\$48.5700	30/06/2021	\$24,430.71	1.47 %	\$3,745.82
18248502	Kealba Super Fund - PWM Australian Share	CASH_INV_AUD	Cash Account		\$37,962.22			30/06/2021	\$37,962.22	2.29 %	\$0.00
18248502	Kealba Super Fund - PWM Australian Share	CBA	COMMONWEALTH BANK OF AUSTRALIA	511.0000	\$33,261.42	\$65.0908	\$99.8700	30/06/2021	\$51,033.57	3.08 %	\$17,772.15

Portfolio Valuation

As at Wednesday, June 30, 2021

Kealba Super Fund

Portfolio Code	Portfolio Name	Security Code	Security	Quantity	Accounting Cost (AUD)	Average Cost per unit (AUD)	Price (AUD)	Price Date	Value# (AUD)	Allocation	Accounting Gain/Loss
18248502	Kealba Super Fund - PWM Australian Share	CNU	CHORUS LIMITED	1,213.0000	\$8,397.60	\$6.9230	\$5.9300	30/06/2021	\$7,193.09	0.43 %	(\$1,204.51)
18248502	Kealba Super Fund - PWM Australian Share	COH	COCHLEAR LIMITED	163.0000	\$30,979.00	\$190.0552	\$251.6700	30/06/2021	\$41,022.21	2.47 %	\$10,043.21
18248502	Kealba Super Fund - PWM Australian Share	CSL	CSL LIMITED	132.0000	\$33,501.48	\$253.7991	\$285.1900	30/06/2021	\$37,645.08	2.27 %	\$4,143.60
18248502	Kealba Super Fund - PWM Australian Share	CTD	CORPORATE TRAVEL MANAGEMENT LIMITED	767.0000	\$13,529.25	\$17.6392	\$21.4900	30/06/2021	\$16,482.83	0.99 %	\$2,953.58
18248502	Kealba Super Fund - PWM Australian Share	EDV	ENDEAVOUR GROUP LIMITED	154.0000	\$917.26	\$5.9562	\$6.2900	30/06/2021	\$968.66	0.06 %	\$51.40
18248502	Kealba Super Fund - PWM Australian Share	ELD	ELDERS LIMITED	1,401.0000	\$13,513.68	\$9.6457	\$11.5500	30/06/2021	\$16,181.55	0.98 %	\$2,667.87
18248502	Kealba Super Fund - PWM Australian Share	EVN	EVOLUTION MINING LIMITED	2,135.0000	\$11,843.97	\$5.5475	\$4.5000	30/06/2021	\$9,607.50	0.58 %	(\$2,236.47)
18248502	Kealba Super Fund - PWM Australian Share	FMG	FORTESCUE METALS GROUP LTD	1,469.0000	\$17,850.41	\$12.1514	\$23.3400	30/06/2021	\$34,286.46	2.07 %	\$16,436.05
18248502	Kealba Super Fund - PWM Australian Share	HUB	HUB24 LIMITED	437.0000	\$9,422.64	\$21.5621	\$28.5100	30/06/2021	\$12,458.87	0.75 %	\$3,036.23
18248502	Kealba Super Fund - PWM Australian Share	IEL	IDP EDUCATION LIMITED	406.0000	\$5,987.81	\$14.7483	\$24.5400	30/06/2021	\$9,963.24	0.60 %	\$3,975.43
18248502	Kealba Super Fund - PWM Australian Share	IPL	INCITEC PIVOT LIMITED	9,780.0000	\$23,838.35	\$2.4375	\$2.3800	30/06/2021	\$23,276.40	1.40 %	(\$561.95)
18248502	Kealba Super Fund - PWM Australian Share	JHC	JAPARA HEALTHCARE LIMITED	17,605.0000	\$10,232.45	\$0.5812	\$1.2800	30/06/2021	\$22,534.40	1.36 %	\$12,301.95
18248502	Kealba Super Fund - PWM Australian Share	MQG	MACQUARIE GROUP LIMITED	201.0000	\$23,944.99	\$119.1293	\$156.4300	30/06/2021	\$31,442.43	1.90 %	\$7,497.44
18248502	Kealba Super Fund - PWM Australian Share	NAB	NATIONAL AUSTRALIA BANK LIMITED	1,176.0000	\$21,343.17	\$18.1490	\$26.2200	30/06/2021	\$30,834.72	1.86 %	\$9,491.55
18248502	Kealba Super Fund - PWM Australian Share	NTO	NITRO SOFTWARE LIMITED	3,030.0000	\$9,616.87	\$3.1739	\$3.2600	30/06/2021	\$9,877.80	0.60 %	\$260.93
18248502	Kealba Super Fund - PWM Australian Share	OSH	OIL SEARCH LIMITED	1,415.0000	\$3,919.79	\$2.7702	\$3.8100	30/06/2021	\$5,391.15	0.33 %	\$1,471.36
18248502	Kealba Super Fund - PWM Australian Share	OZL	OZ MINERALS LIMITED	1,513.0000	\$14,427.06	\$9.5354	\$22.4800	30/06/2021	\$34,012.24	2.05 %	\$19,585.18
18248502	Kealba Super Fund - PWM Australian Share	PPH	PUSHPAY HOLDINGS LIMITED	8,937.0000	\$14,011.42	\$1.5678	\$1.6550	30/06/2021	\$14,790.74	0.89 %	\$779.31
18248502	Kealba Super Fund - PWM Australian Share	QBE	QBE INSURANCE GROUP LIMITED	1,576.0000	\$13,649.37	\$8.6608	\$10.7900	30/06/2021	\$17,005.04	1.03 %	\$3,355.67
18248502	Kealba Super Fund - PWM Australian Share	RMD	RESMED INC	1,066.0000	\$26,843.23	\$25.1813	\$32.7600	30/06/2021	\$34,922.16	2.11 %	\$8,078.93
18248502	Kealba Super Fund - PWM Australian Share	TLS	TELSTRA CORPORATION LIMITED	6,922.0000	\$22,634.51	\$3.2699	\$3.7600	30/06/2021	\$26,026.72	1.57 %	\$3,392.21

Portfolio Valuation

As at Wednesday, June 30, 2021

Kealba Super Fund

Portfolio Code	Portfolio Name	Security Code	Security	Quantity	Accounting Cost (AUD)	Average Cost per unit (AUD)	Price (AUD)	Price Date	Value# (AUD)	Allocation	Accounting Gain/Loss
18248502	Kealba Super Fund - PWM Australian Share	WES	WESFARMERS LIMITED	400.0000	\$18,840.31	\$47.1008	\$59.1000	30/06/2021	\$23,640.00	1.43 %	\$4,799.69
18248502	Kealba Super Fund - PWM Australian Share	WOW	WOOLWORTHS GROUP LIMITED	154.0000	\$5,546.88	\$36.0187	\$38.1300	30/06/2021	\$5,872.02	0.35 %	\$325.14
18248502	Kealba Super Fund - PWM Australian Share	WPL	WOODSIDE PETROLEUM LIMITED	620.0000	\$13,626.63	\$21.9784	\$22.2100	30/06/2021	\$13,770.20	0.83 %	\$143.57
18248502	Kealba Super Fund - PWM Australian Share	XRO	XERO LIMITED	96.0000	\$7,976.89	\$83.0926	\$137.1000	30/06/2021	\$13,161.60	0.79 %	\$5,184.71
18248503	Kealba Super Fund - PWM International Share	ACM0009AU	ALLIANCE BERNSTEIN GLOBAL EQUITIES FUND	98,037.5073	\$170,789.73	\$1.7421	\$1.8106	30/06/2021	\$177,506.71	10.70 %	\$6,716.98
18248503	Kealba Super Fund - PWM International Share	CASH_INV_AUD	Cash Account		\$90,250.99			30/06/2021	\$90,250.99	5.44 %	\$0.00
18248503	Kealba Super Fund - PWM International Share	ETL1864AU	T. ROWE PRICE GLOBAL EQUITY (HEDGED) FUND M CLASS	117,551.5690	\$168,793.72	\$1.4359	\$1.2704	30/06/2021	\$149,334.57	9.00 %	(\$19,459.15)
18248503	Kealba Super Fund - PWM International Share	FSF5774AU	BAILLIE GIFFORD LONG TERM GLOBAL GROWTH FD CLASS A	29,746.6652	\$41,685.23	\$1.4013	\$1.6198	30/06/2021	\$48,183.65	2.91 %	\$6,498.42
18248503	Kealba Super Fund - PWM International Share	OPS8304AU	ARTISAN GLOBAL DISCOVERY FUND	49,758.5389	\$59,044.24	\$1.1866	\$1.2996	30/06/2021	\$64,663.71	3.90 %	\$5,619.47
18248503	Kealba Super Fund - PWM International Share	WQG	WCM GLOBAL GROWTH LIMITED	65,026.0000	\$71,396.37	\$1.0980	\$1.6350	30/06/2021	\$106,317.51	6.41 %	\$34,921.14
18248503	Kealba Super Fund - PWM International Share	WQGOA	WCM GLOBAL GROWTH LIMITED OPTIONS AUG 2022	21,676.0000	\$0.00	\$0.0000	\$0.1600	30/06/2021	\$3,468.16	0.21 %	\$3,468.16
18248504	Kealba Super Fund - PWM Alternative Asset	ACQ	ACORN CAPITAL INVESTMENT FUND LIMITED	6,650.0000	\$6,835.90	\$1.0280	\$1.4800	30/06/2021	\$9,842.00	0.59 %	\$3,006.10
18248504	Kealba Super Fund - PWM Alternative Asset	CASH_INV_AUD	Cash Account		\$6,140.74			30/06/2021	\$6,140.74	0.37 %	\$0.00
18248504	Kealba Super Fund - PWM Alternative Asset	ETL0431AU	PARTNERS GROUP GLOBAL MULTI ASSET FUND	22,451.6249	\$31,601.72	\$1.4076	\$1.4593	30/06/2021	\$32,763.66	1.98 %	\$1,161.94
18248504	Kealba Super Fund - PWM Alternative Asset	GOLD	ETFS PHYSICAL GOLD	124.0000	\$18,059.80	\$145.6436	\$218.7300	30/06/2021	\$27,122.52	1.64 %	\$9,062.72
18248504	Kealba Super Fund - PWM Alternative Asset	UBS0064AU	UBS CLARION GLOBAL INFRASTRUCTURE SECURITIES FUND	23,138.8805	\$29,171.42	\$1.2607	\$1.2490	30/06/2021	\$28,900.46	1.74 %	(\$270.96)
18248505	Kealba Super Fund - PWM Transition	CASH_INV_AUD	Cash Account		\$3,088.50			30/06/2021	\$3,088.50	0.19 %	\$0.00

Portfolio Valuation

As at Wednesday, June 30, 2021

Kealba Super Fund

Portfolio Code	Portfolio Name	Security Code	Security	Quantity	Accounting Cost (AUD)	Average Cost per unit (AUD)	Price (AUD)	Price Date	Value# (AUD)	Allocation	Accounting Gain/Loss
18248505	Kealba Super Fund - PWM Transition	NSC	NAOS SMALL CAP OPPORTUNITIES COMPANY LTD	6,786.0000	\$6,524.27	\$0.9614	\$0.9800	30/06/2021	\$6,650.28	0.40 %	\$126.01
18248505	Kealba Super Fund - PWM Transition	NSCOA	NAOS SMALL CAP OPPORTUNITIES COMPANY LTD WARRANTS	2,262.0000	\$0.00	\$0.0000	\$0.0700	30/06/2021	\$158.34	0.01 %	\$158.34
18248505	Kealba Super Fund - PWM Transition	WMA	WAM ALTERNATIVE ASSETS LIMITED	36,374.0000	\$40,777.45	\$1.1211	\$0.9850	30/06/2021	\$35,828.39	2.16 %	(\$4,949.06)
					\$1,444,334.24				\$1,658,462.07	100.00 %	\$214,127.83
TOTAL					\$1,444,334.24				\$1,658,462.07	100.00 %	\$214,127.83

** Includes the estimated value of Managed Fund redemptions and applications processed but awaiting confirmation by external registries

Data reflected in this report may be derived from an external source. If from an external source, it is assumed to be correct at the time this report is produced. Investment Administration Services Pty Limited does not assume responsibility for any inaccurate data provided by the external source. The information in this report is not intended to provide advice, as it does not take into account your personal objectives, financial situation or needs. The information is given in good faith and is derived from sources believed to be accurate. Please note that information contained in this report will be incorrect or incomplete if data supplied to us is incorrect. To the extent permitted by law no liability is accepted for any loss or damage as a result of reliance on this information. IAS does not guarantee the repayment of capital, payment of income or the performance of any particular investment.

Realised Accounting Gains/Losses

From Wednesday, July 1, 2020 to Wednesday, June 30, 2021

Kealba Super Fund

Security Code	Sale Date	Purchase Date	Parcel ID	Units	Actual Cost (Native/Local)	Purchase Date FX Rate	Actual Cost (AUD)	Net Sale Proceeds (Native/Local)	Sale Date FX Rate	Net Sale Proceeds (AUD)	Gain/(Loss) (AUD)	Gain/(Loss) on Currency Exchange Rates (AUD)	Gain/(Loss) on Traded Local Prices (AUD)
18248501 - Kealba Super Fund - PWM Listed Property													
AUD													
COF	01/07/2020	11/12/2019	22617939	780.0000	2,368.00	1.0000	\$2,368.00	1,548.45	1.0000	\$1,548.45	(\$819.55)	\$0.00	(\$819.55)
COF	01/07/2020	27/09/2019	22617940	532.0000	1,546.47	1.0000	\$1,546.47	1,056.12	1.0000	\$1,056.12	(\$490.35)	\$0.00	(\$490.35)
COF	01/07/2020	15/11/2019	22617938	56.0000	178.65	1.0000	\$178.65	111.17	1.0000	\$111.17	(\$67.47)	\$0.00	(\$67.47)
MGR	01/07/2020	23/03/2015	9401685	1,333.0000	2,718.06	1.0000	\$2,718.06	2,945.01	1.0000	\$2,945.01	\$226.95	\$0.00	\$226.95
DXS	06/07/2020	30/05/2019	20310935	410.0000	5,342.03	1.0000	\$5,342.03	3,836.45	1.0000	\$3,836.45	(\$1,505.58)	\$0.00	(\$1,505.58)
DXS	06/07/2020	24/06/2019	20523917	100.0000	1,382.84	1.0000	\$1,382.84	935.72	1.0000	\$935.72	(\$447.12)	\$0.00	(\$447.12)
ABP	04/08/2020	19/03/2020	23019170	1,406.0000	3,759.17	1.0000	\$3,759.17	3,726.68	1.0000	\$3,726.68	(\$32.49)	\$0.00	(\$32.49)
ABP	04/08/2020	07/04/2020	23284249	617.0000	1,571.68	1.0000	\$1,571.68	1,635.39	1.0000	\$1,635.39	\$63.71	\$0.00	\$63.71
CIP	04/08/2020	09/03/2020	22901388	1,478.0000	4,910.06	1.0000	\$4,910.06	4,861.07	1.0000	\$4,861.07	(\$48.99)	\$0.00	(\$48.99)
CIP	04/08/2020	14/04/2020	23387722	305.0000	827.10	1.0000	\$827.10	1,003.13	1.0000	\$1,003.13	\$176.03	\$0.00	\$176.03
GMG	04/08/2020	24/06/2019	20524093	101.0000	1,564.38	1.0000	\$1,564.38	1,714.76	1.0000	\$1,714.76	\$150.38	\$0.00	\$150.38
GMG	04/08/2020	04/03/2019	19597240	80.0000	1,055.73	1.0000	\$1,055.73	1,358.23	1.0000	\$1,358.23	\$302.50	\$0.00	\$302.50
GMG	04/08/2020	18/09/2018	18360168	28.0000	302.32	1.0000	\$302.32	475.38	1.0000	\$475.38	\$173.06	\$0.00	\$173.06
GDI	24/08/2020	11/06/2020	23870297	2,441.0000	2,896.32	1.0000	\$2,896.32	2,541.85	1.0000	\$2,541.85	(\$354.47)	\$0.00	(\$354.47)
GOZ	26/08/2020	19/02/2020	22666482	593.0000	2,669.35	1.0000	\$2,669.35	1,920.15	1.0000	\$1,920.15	(\$749.20)	\$0.00	(\$749.20)
GOZ	26/08/2020	18/02/2020	22657732	223.0000	984.95	1.0000	\$984.95	722.08	1.0000	\$722.08	(\$262.87)	\$0.00	(\$262.87)
RFF	21/09/2020	14/08/2019	21057318	742.0000	1,484.26	1.0000	\$1,484.26	1,691.69	1.0000	\$1,691.69	\$207.43	\$0.00	\$207.43
ADI	25/09/2020	07/04/2020	23284674	504.0000	1,139.96	1.0000	\$1,139.96	1,351.75	1.0000	\$1,351.75	\$211.79	\$0.00	\$211.79
ADI	25/09/2020	20/03/2020	23036585	139.0000	292.55	1.0000	\$292.55	372.81	1.0000	\$372.81	\$80.26	\$0.00	\$80.26
CHC	09/10/2020	13/12/2019	22191545	80.0000	917.78	1.0000	\$917.78	1,047.11	1.0000	\$1,047.11	\$129.33	\$0.00	\$129.33
GOZ	09/10/2020	18/02/2020	22657732	365.0000	1,612.14	1.0000	\$1,612.14	1,243.33	1.0000	\$1,243.33	(\$368.81)	\$0.00	(\$368.81)
LIC	09/10/2020	08/11/2017	15963323	35.0000	165.67	1.0000	\$165.67	323.89	1.0000	\$323.89	\$158.22	\$0.00	\$158.22
SGP	09/10/2020	26/09/2019	21507832	139.0000	637.26	1.0000	\$637.26	533.51	1.0000	\$533.51	(\$103.75)	\$0.00	(\$103.75)
WPR	09/10/2020	04/08/2020	24292115	202.0000	519.98	1.0000	\$519.98	523.15	1.0000	\$523.15	\$3.17	\$0.00	\$3.17
ADI	12/10/2020	20/03/2020	23036585	453.0000	953.40	1.0000	\$953.40	1,169.27	1.0000	\$1,169.27	\$215.87	\$0.00	\$215.87
ADI	12/10/2020	23/03/2020	23047008	284.0000	526.15	1.0000	\$526.15	733.06	1.0000	\$733.06	\$206.91	\$0.00	\$206.91
ADI	16/10/2020	24/03/2020	23137050	622.0000	1,117.44	1.0000	\$1,117.44	1,619.13	1.0000	\$1,619.13	\$501.69	\$0.00	\$501.69

Realised Accounting Gains/Losses

From Wednesday, July 1, 2020 to Wednesday, June 30, 2021

Kealba Super Fund

Security Code	Sale Date	Purchase Date	Parcel ID	Units	Actual Cost (Native/Local)	Purchase Date FX Rate	Actual Cost (AUD)	Net Sale Proceeds (Native/Local)	Sale Date FX Rate	Net Sale Proceeds (AUD)	Gain/(Loss) (AUD)	Gain/(Loss) on Currency Exchange Rates (AUD)	Gain/(Loss) on Traded Local Prices (AUD)
ADI	16/10/2020	23/03/2020	23047008	265.0000	490.95	1.0000	\$490.95	689.82	1.0000	\$689.82	\$198.87	\$0.00	\$198.87
DXS	21/10/2020	08/07/2019	20679684	242.0000	3,334.20	1.0000	\$3,334.20	2,223.79	1.0000	\$2,223.79	(\$1,110.41)	\$0.00	(\$1,110.41)
DXS	21/10/2020	30/05/2019	20310935	37.0000	482.09	1.0000	\$482.09	340.00	1.0000	\$340.00	(\$142.09)	\$0.00	(\$142.09)
RFF	30/10/2020	14/08/2019	21057318	983.0000	1,966.34	1.0000	\$1,966.34	2,351.22	1.0000	\$2,351.22	\$384.87	\$0.00	\$384.87
RFF	30/10/2020	09/10/2020	25148279	253.0000	607.37	1.0000	\$607.37	605.14	1.0000	\$605.14	(\$2.22)	\$0.00	(\$2.22)
WPR	04/11/2020	04/08/2020	24292115	298.0000	767.10	1.0000	\$767.10	789.27	1.0000	\$789.27	\$22.17	\$0.00	\$22.17
GOZ	05/11/2020	18/02/2020	22657732	872.0000	3,851.47	1.0000	\$3,851.47	3,106.90	1.0000	\$3,106.90	(\$744.57)	\$0.00	(\$744.57)
GOZ	05/11/2020	19/03/2020	23019388	480.0000	1,349.50	1.0000	\$1,349.50	1,710.22	1.0000	\$1,710.22	\$360.72	\$0.00	\$360.72
DXS	09/11/2020	16/05/2019	20257024	242.0000	3,145.86	1.0000	\$3,145.86	2,175.28	1.0000	\$2,175.28	(\$970.58)	\$0.00	(\$970.58)
DXS	09/11/2020	18/12/2019	22208529	217.0000	2,630.93	1.0000	\$2,630.93	1,950.56	1.0000	\$1,950.56	(\$680.37)	\$0.00	(\$680.37)
DXS	09/11/2020	15/11/2019	21974149	175.0000	2,087.16	1.0000	\$2,087.16	1,573.03	1.0000	\$1,573.03	(\$514.13)	\$0.00	(\$514.13)
DXS	09/11/2020	30/05/2019	20310935	31.0000	403.91	1.0000	\$403.91	278.65	1.0000	\$278.65	(\$125.26)	\$0.00	(\$125.26)
GPT	10/11/2020	13/03/2020	22961759	840.0000	4,198.63	1.0000	\$4,198.63	3,918.68	1.0000	\$3,918.68	(\$279.95)	\$0.00	(\$279.95)
WPR	03/12/2020	04/08/2020	24292115	1,657.0000	4,265.41	1.0000	\$4,265.41	4,442.16	1.0000	\$4,442.16	\$176.75	\$0.00	\$176.75
WPR	03/12/2020	07/08/2020	24372765	618.0000	1,553.60	1.0000	\$1,553.60	1,656.76	1.0000	\$1,656.76	\$103.16	\$0.00	\$103.16
RFF	13/01/2021	15/11/2019	21974170	1,172.0000	2,137.92	1.0000	\$2,137.92	2,915.14	1.0000	\$2,915.14	\$777.22	\$0.00	\$777.22
RFF	13/01/2021	01/07/2020	23966783	649.0000	1,331.61	1.0000	\$1,331.61	1,614.27	1.0000	\$1,614.27	\$282.66	\$0.00	\$282.66
RFF	13/01/2021	09/10/2020	25148279	47.0000	112.83	1.0000	\$112.83	116.90	1.0000	\$116.90	\$4.07	\$0.00	\$4.07
MGR	28/01/2021	15/11/2019	21974137	838.0000	2,782.42	1.0000	\$2,782.42	2,004.02	1.0000	\$2,004.02	(\$778.40)	\$0.00	(\$778.40)
MGR	28/01/2021	23/03/2015	9401685	134.0000	273.23	1.0000	\$273.23	320.45	1.0000	\$320.45	\$47.22	\$0.00	\$47.22
MGR	10/02/2021	23/03/2015	9401685	618.0000	1,260.14	1.0000	\$1,260.14	1,432.48	1.0000	\$1,432.48	\$172.34	\$0.00	\$172.34
MGR	10/02/2021	01/04/2016	11755427	4.0000	7.71	1.0000	\$7.71	9.27	1.0000	\$9.27	\$1.56	\$0.00	\$1.56
SCG	10/02/2021	08/12/2020	25599196	593.0000	1,753.96	1.0000	\$1,753.96	1,615.75	1.0000	\$1,615.75	(\$138.21)	\$0.00	(\$138.21)
SCG	19/02/2021	08/12/2020	25599196	1,711.0000	5,060.77	1.0000	\$5,060.77	4,615.73	1.0000	\$4,615.73	(\$445.04)	\$0.00	(\$445.04)
CLW	10/03/2021	30/10/2020	25266289	520.0000	2,504.91	1.0000	\$2,504.91	2,381.39	1.0000	\$2,381.39	(\$123.52)	\$0.00	(\$123.52)
EGH	10/03/2021	26/08/2020	24535536	4,106.0000	1,663.53	1.0000	\$1,663.53	2,028.05	1.0000	\$2,028.05	\$364.52	\$0.00	\$364.52
VCX	10/03/2021	17/06/2020	23909616	1,524.0000	2,493.61	1.0000	\$2,493.61	2,471.79	1.0000	\$2,471.79	(\$21.82)	\$0.00	(\$21.82)
LIC	12/03/2021	08/11/2017	15963323	81.0000	383.41	1.0000	\$383.41	1,053.49	1.0000	\$1,053.49	\$670.08	\$0.00	\$670.08
LIC	12/03/2021	15/11/2019	21974158	42.0000	377.75	1.0000	\$377.75	546.25	1.0000	\$546.25	\$168.50	\$0.00	\$168.50
CLW	24/03/2021	30/10/2020	25266289	516.0000	2,485.65	1.0000	\$2,485.65	2,415.37	1.0000	\$2,415.37	(\$70.28)	\$0.00	(\$70.28)

Realised Accounting Gains/Losses

From Wednesday, July 1, 2020 to Wednesday, June 30, 2021

Kealba Super Fund

Security Code	Sale Date	Purchase Date	Parcel ID	Units	Actual Cost (Native/Local)	Purchase Date FX Rate	Actual Cost (AUD)	Net Sale Proceeds (Native/Local)	Sale Date FX Rate	Net Sale Proceeds (AUD)	Gain/(Loss) (AUD)	Gain/(Loss) on Currency Exchange Rates (AUD)	Gain/(Loss) on Traded Local Prices (AUD)
GPT	22/04/2021	13/03/2020	22961759	407.0000	2,034.34	1.0000	\$2,034.34	1,856.76	1.0000	\$1,856.76	(\$177.58)	\$0.00	(\$177.58)
NSR	26/04/2021	04/08/2020	24292554	1,487.0000	2,834.72	1.0000	\$2,834.72	3,019.85	1.0000	\$3,019.85	\$185.13	\$0.00	\$185.13
NSR	26/04/2021	09/10/2020	25148180	213.0000	424.07	1.0000	\$424.07	432.57	1.0000	\$432.57	\$8.50	\$0.00	\$8.50
NSR	26/04/2021	04/11/2020	25309481	37.0000	68.55	1.0000	\$68.55	75.14	1.0000	\$75.14	\$6.59	\$0.00	\$6.59
MGR	10/05/2021	03/03/2020	22888215	974.0000	3,050.34	1.0000	\$3,050.34	2,699.12	1.0000	\$2,699.12	(\$351.22)	\$0.00	(\$351.22)
MGR	13/05/2021	01/04/2016	11755427	412.0000	794.20	1.0000	\$794.20	1,095.77	1.0000	\$1,095.77	\$301.57	\$0.00	\$301.57
MGR	13/05/2021	03/03/2020	22888215	254.0000	795.47	1.0000	\$795.47	675.54	1.0000	\$675.54	(\$119.92)	\$0.00	(\$119.92)
NSR	28/05/2021	04/11/2020	25309481	1,273.0000	2,358.55	1.0000	\$2,358.55	2,619.01	1.0000	\$2,619.01	\$260.46	\$0.00	\$260.46
MGR	10/06/2021	24/03/2020	23137051	863.0000	1,594.73	1.0000	\$1,594.73	2,543.24	1.0000	\$2,543.24	\$948.51	\$0.00	\$948.51
MGR	10/06/2021	01/04/2016	11755427	296.0000	570.59	1.0000	\$570.59	872.31	1.0000	\$872.31	\$301.72	\$0.00	\$301.72
MGR	10/06/2021	28/04/2021	26638979	70.0000	188.05	1.0000	\$188.05	206.29	1.0000	\$206.29	\$18.24	\$0.00	\$18.24
EGH	24/06/2021	26/08/2020	24535536	1,995.0000	808.26	1.0000	\$808.26	1,129.37	1.0000	\$1,129.37	\$321.10	\$0.00	\$321.10
EGH	24/06/2021	09/10/2020	25148076	1,042.0000	414.66	1.0000	\$414.66	589.87	1.0000	\$589.87	\$175.22	\$0.00	\$175.22
AUD Total					115,144.20		\$115,144.20	112,167.01		\$112,167.01	(\$2,977.17)	\$0.00	(\$2,977.17)
Total							\$115,144.20			\$112,167.01	(\$2,977.17)	\$0.00	(\$2,977.17)

18248502 - Kealba Super Fund - PWM Australian Share

AUD													
CBA	03/07/2020	20/07/2017	15003075	11.0000	938.09	1.0000	\$938.09	759.45	1.0000	\$759.45	(\$178.64)	\$0.00	(\$178.64)
MQG	03/07/2020	30/09/2019	21584878	17.0000	2,040.00	1.0000	\$2,040.00	2,039.03	1.0000	\$2,039.03	(\$0.97)	\$0.00	(\$0.97)
NAB	03/07/2020	03/06/2020	23798831	85.0000	1,609.39	1.0000	\$1,609.39	1,564.32	1.0000	\$1,564.32	(\$45.07)	\$0.00	(\$45.07)
OZL	03/07/2020	23/07/2019	20808025	150.0000	1,543.21	1.0000	\$1,543.21	1,713.74	1.0000	\$1,713.74	\$170.53	\$0.00	\$170.53
RIO	03/07/2020	24/03/2020	23137053	43.0000	3,430.42	1.0000	\$3,430.42	4,124.36	1.0000	\$4,124.36	\$693.94	\$0.00	\$693.94
RIO	03/07/2020	03/06/2020	23798822	9.0000	906.14	1.0000	\$906.14	863.24	1.0000	\$863.24	(\$42.90)	\$0.00	(\$42.90)
RMD	03/07/2020	11/05/2020	23620106	86.0000	2,132.51	1.0000	\$2,132.51	2,387.26	1.0000	\$2,387.26	\$254.75	\$0.00	\$254.75
SYD	03/07/2020	01/06/2020	23746874	807.0000	4,789.02	1.0000	\$4,789.02	4,602.80	1.0000	\$4,602.80	(\$186.22)	\$0.00	(\$186.22)
WES	03/07/2020	01/06/2020	23746666	27.0000	1,116.24	1.0000	\$1,116.24	1,212.60	1.0000	\$1,212.60	\$96.36	\$0.00	\$96.36
XRO	03/07/2020	03/06/2020	23798856	36.0000	3,241.11	1.0000	\$3,241.11	3,251.20	1.0000	\$3,251.20	\$10.09	\$0.00	\$10.09
FMG	03/08/2020	03/07/2020	24039953	150.0000	2,129.28	1.0000	\$2,129.28	2,663.17	1.0000	\$2,663.17	\$533.89	\$0.00	\$533.89

Realised Accounting Gains/Losses

From Wednesday, July 1, 2020 to Wednesday, June 30, 2021

Kealba Super Fund

Security Code	Sale Date	Purchase Date	Parcel ID	Units	Actual Cost (Native/Local)	Purchase Date FX Rate	Actual Cost (AUD)	Net Sale Proceeds (Native/Local)	Sale Date FX Rate	Net Sale Proceeds (AUD)	Gain/(Loss) (AUD)	Gain/(Loss) on Currency Exchange Rates (AUD)	Gain/(Loss) on Traded Local Prices (AUD)
FMG	03/08/2020	03/06/2020	23798844	149.0000	2,218.25	1.0000	\$2,218.25	2,645.41	1.0000	\$2,645.41	\$427.16	\$0.00	\$427.16
FMG	03/08/2020	11/05/2020	23620834	115.0000	1,397.41	1.0000	\$1,397.41	2,041.76	1.0000	\$2,041.76	\$644.35	\$0.00	\$644.35
OZL	03/08/2020	23/07/2019	20808025	293.0000	3,014.41	1.0000	\$3,014.41	4,018.34	1.0000	\$4,018.34	\$1,003.93	\$0.00	\$1,003.93
PPH	03/08/2020	13/05/2020	23635214	315.0000	1,925.42	1.0000	\$1,925.42	2,201.27	1.0000	\$2,201.27	\$275.85	\$0.00	\$275.85
QBE	03/08/2020	03/06/2020	23798837	211.0000	1,905.44	1.0000	\$1,905.44	2,086.68	1.0000	\$2,086.68	\$181.24	\$0.00	\$181.24
QBE	03/08/2020	12/05/2020	23592260	19.0000	142.62	1.0000	\$142.62	187.90	1.0000	\$187.90	\$45.28	\$0.00	\$45.28
IVC	02/09/2020	13/05/2020	23619035	329.0000	3,542.79	1.0000	\$3,542.79	3,147.27	1.0000	\$3,147.27	(\$395.53)	\$0.00	(\$395.53)
IVC	02/09/2020	03/06/2020	23798834	171.0000	1,949.90	1.0000	\$1,949.90	1,635.81	1.0000	\$1,635.81	(\$314.09)	\$0.00	(\$314.09)
LLC	02/09/2020	03/06/2020	23799090	250.0000	3,363.36	1.0000	\$3,363.36	2,969.95	1.0000	\$2,969.95	(\$393.41)	\$0.00	(\$393.41)
QBE	02/09/2020	12/05/2020	23592260	215.0000	1,613.84	1.0000	\$1,613.84	2,129.28	1.0000	\$2,129.28	\$515.44	\$0.00	\$515.44
XRO	02/09/2020	11/05/2020	23619863	19.0000	1,578.76	1.0000	\$1,578.76	1,879.51	1.0000	\$1,879.51	\$300.75	\$0.00	\$300.75
XRO	02/09/2020	03/06/2020	23798856	8.0000	720.25	1.0000	\$720.25	791.37	1.0000	\$791.37	\$71.12	\$0.00	\$71.12
COH	01/10/2020	03/07/2020	24038722	6.0000	1,226.28	1.0000	\$1,226.28	1,180.64	1.0000	\$1,180.64	(\$45.64)	\$0.00	(\$45.64)
COH	01/10/2020	03/06/2020	23798816	3.0000	588.03	1.0000	\$588.03	590.32	1.0000	\$590.32	\$2.29	\$0.00	\$2.29
CSL	01/10/2020	07/06/2019	20422101	7.0000	1,424.94	1.0000	\$1,424.94	1,990.21	1.0000	\$1,990.21	\$565.27	\$0.00	\$565.27
CNU	06/10/2020	03/06/2020	23799006	183.0000	1,337.10	1.0000	\$1,337.10	1,437.19	1.0000	\$1,437.19	\$100.09	\$0.00	\$100.09
ELD	06/10/2020	03/06/2020	23798825	99.0000	987.92	1.0000	\$987.92	1,085.52	1.0000	\$1,085.52	\$97.60	\$0.00	\$97.60
PPH	06/10/2020	13/05/2020	23635214	124.0000	757.94	1.0000	\$757.94	969.61	1.0000	\$969.61	\$211.67	\$0.00	\$211.67
QBE	06/10/2020	12/05/2020	23592260	124.0000	930.77	1.0000	\$930.77	1,076.92	1.0000	\$1,076.92	\$146.15	\$0.00	\$146.15
XRO	06/10/2020	11/05/2020	23619863	13.0000	1,080.20	1.0000	\$1,080.20	1,351.06	1.0000	\$1,351.06	\$270.86	\$0.00	\$270.86
FMG	02/11/2020	11/05/2020	23620834	150.0000	1,822.71	1.0000	\$1,822.71	2,553.25	1.0000	\$2,553.25	\$730.54	\$0.00	\$730.54
OZL	02/11/2020	23/07/2019	20808025	104.0000	1,069.96	1.0000	\$1,069.96	1,482.67	1.0000	\$1,482.67	\$412.71	\$0.00	\$412.71
QBE	02/11/2020	12/05/2020	23592260	151.0000	1,133.44	1.0000	\$1,133.44	1,219.75	1.0000	\$1,219.75	\$86.31	\$0.00	\$86.31
RMD	02/11/2020	11/05/2020	23620106	113.0000	2,802.02	1.0000	\$2,802.02	3,073.69	1.0000	\$3,073.69	\$271.67	\$0.00	\$271.67
OZL	01/12/2020	16/07/2019	20745934	270.0000	2,655.34	1.0000	\$2,655.34	4,459.68	1.0000	\$4,459.68	\$1,804.33	\$0.00	\$1,804.33
OZL	01/12/2020	23/07/2019	20808025	62.0000	637.86	1.0000	\$637.86	1,024.07	1.0000	\$1,024.07	\$386.21	\$0.00	\$386.21
FMG	22/12/2020	20/11/2020	25458318	396.0000	6,777.96	1.0000	\$6,777.96	9,266.02	1.0000	\$9,266.02	\$2,488.06	\$0.00	\$2,488.06
FMG	22/12/2020	11/05/2020	23620834	41.0000	498.21	1.0000	\$498.21	959.36	1.0000	\$959.36	\$461.15	\$0.00	\$461.15
IVC	22/12/2020	13/05/2020	23619035	412.0000	4,436.57	1.0000	\$4,436.57	4,648.03	1.0000	\$4,648.03	\$211.46	\$0.00	\$211.46
IVC	22/12/2020	03/08/2020	24283244	97.0000	965.73	1.0000	\$965.73	1,094.32	1.0000	\$1,094.32	\$128.59	\$0.00	\$128.59

Realised Accounting Gains/Losses

From Wednesday, July 1, 2020 to Wednesday, June 30, 2021

Kealba Super Fund

Security Code	Sale Date	Purchase Date	Parcel ID	Units	Actual Cost (Native/Local)	Purchase Date FX Rate	Actual Cost (AUD)	Net Sale Proceeds (Native/Local)	Sale Date FX Rate	Net Sale Proceeds (AUD)	Gain/(Loss) (AUD)	Gain/(Loss) on Currency Exchange Rates (AUD)	Gain/(Loss) on Traded Local Prices (AUD)
OZL	22/12/2020	20/11/2020	25458315	186.0000	2,756.62	1.0000	\$2,756.62	3,537.13	1.0000	\$3,537.13	\$780.51	\$0.00	\$780.51
OZL	22/12/2020	16/07/2019	20745934	149.0000	1,465.36	1.0000	\$1,465.36	2,833.50	1.0000	\$2,833.50	\$1,368.15	\$0.00	\$1,368.15
QBE	23/12/2020	12/05/2020	23592260	516.0000	3,873.22	1.0000	\$3,873.22	4,488.16	1.0000	\$4,488.16	\$614.94	\$0.00	\$614.94
ASX	01/02/2021	03/06/2020	23798810	54.0000	4,815.50	1.0000	\$4,815.50	3,806.09	1.0000	\$3,806.09	(\$1,009.41)	\$0.00	(\$1,009.41)
ASX	01/02/2021	03/07/2020	24038554	30.0000	2,653.13	1.0000	\$2,653.13	2,114.49	1.0000	\$2,114.49	(\$538.64)	\$0.00	(\$538.64)
ASX	01/02/2021	03/08/2020	24282401	18.0000	1,534.52	1.0000	\$1,534.52	1,268.70	1.0000	\$1,268.70	(\$265.82)	\$0.00	(\$265.82)
CNU	01/03/2021	20/11/2020	25458324	371.0000	3,041.47	1.0000	\$3,041.47	2,740.30	1.0000	\$2,740.30	(\$301.17)	\$0.00	(\$301.17)
CNU	01/03/2021	03/07/2020	24040631	260.0000	1,885.83	1.0000	\$1,885.83	1,920.43	1.0000	\$1,920.43	\$34.60	\$0.00	\$34.60
CNU	01/03/2021	03/06/2020	23799006	62.0000	453.00	1.0000	\$453.00	457.95	1.0000	\$457.95	\$4.94	\$0.00	\$4.94
COH	01/03/2021	23/11/2020	25464405	14.0000	3,304.19	1.0000	\$3,304.19	3,015.52	1.0000	\$3,015.52	(\$288.67)	\$0.00	(\$288.67)
COH	01/03/2021	03/06/2020	23798816	14.0000	2,744.15	1.0000	\$2,744.15	3,015.52	1.0000	\$3,015.52	\$271.38	\$0.00	\$271.38
EVN	01/03/2021	03/06/2020	23798853	325.0000	1,931.48	1.0000	\$1,931.48	1,322.11	1.0000	\$1,322.11	(\$609.37)	\$0.00	(\$609.37)
EVN	01/03/2021	03/07/2020	24040258	278.0000	1,690.41	1.0000	\$1,690.41	1,130.92	1.0000	\$1,130.92	(\$559.49)	\$0.00	(\$559.49)
EVN	01/03/2021	02/09/2020	24648709	233.0000	1,344.86	1.0000	\$1,344.86	947.85	1.0000	\$947.85	(\$397.01)	\$0.00	(\$397.01)
EVN	01/03/2021	20/11/2020	25458323	89.0000	494.37	1.0000	\$494.37	362.06	1.0000	\$362.06	(\$132.32)	\$0.00	(\$132.32)
LLC	01/03/2021	13/05/2020	23618793	623.0000	7,023.45	1.0000	\$7,023.45	8,410.58	1.0000	\$8,410.58	\$1,387.13	\$0.00	\$1,387.13
LLC	01/03/2021	03/07/2020	24039399	64.0000	843.26	1.0000	\$843.26	864.01	1.0000	\$864.01	\$20.75	\$0.00	\$20.75
LLC	01/03/2021	03/06/2020	23799090	38.0000	511.23	1.0000	\$511.23	513.00	1.0000	\$513.00	\$1.77	\$0.00	\$1.77
OSH	01/03/2021	14/05/2020	23638929	557.0000	1,542.98	1.0000	\$1,542.98	2,381.78	1.0000	\$2,381.78	\$838.80	\$0.00	\$838.80
OSH	01/03/2021	03/06/2020	23798963	431.0000	1,586.34	1.0000	\$1,586.34	1,842.99	1.0000	\$1,842.99	\$256.65	\$0.00	\$256.65
OSH	01/03/2021	06/10/2020	25081339	281.0000	820.67	1.0000	\$820.67	1,201.58	1.0000	\$1,201.58	\$380.91	\$0.00	\$380.91
OZL	01/03/2021	20/11/2020	25458315	260.0000	3,853.34	1.0000	\$3,853.34	5,652.59	1.0000	\$5,652.59	\$1,799.25	\$0.00	\$1,799.25
PPH	01/03/2021	20/11/2020	25809878	2,138.0000	3,723.03	1.0000	\$3,723.03	3,483.41	1.0000	\$3,483.41	(\$239.62)	\$0.00	(\$239.62)
XRO	01/03/2021	11/05/2020	23619863	32.0000	2,658.96	1.0000	\$2,658.96	3,895.79	1.0000	\$3,895.79	\$1,236.83	\$0.00	\$1,236.83
CBA	01/04/2021	20/07/2017	15003075	27.0000	2,302.58	1.0000	\$2,302.58	2,307.69	1.0000	\$2,307.69	\$5.12	\$0.00	\$5.12
CBA	01/04/2021	04/09/2015	10388721	24.0000	1,749.24	1.0000	\$1,749.24	2,051.28	1.0000	\$2,051.28	\$302.04	\$0.00	\$302.04
CBA	01/04/2021	08/09/2015	10588156	4.0000	286.00	1.0000	\$286.00	341.88	1.0000	\$341.88	\$55.88	\$0.00	\$55.88
XRO	01/04/2021	11/05/2020	23619863	33.0000	2,742.06	1.0000	\$2,742.06	4,284.69	1.0000	\$4,284.69	\$1,542.63	\$0.00	\$1,542.63
GMG	26/04/2021	01/06/2020	23746722	322.0000	4,977.67	1.0000	\$4,977.67	6,112.88	1.0000	\$6,112.88	\$1,135.21	\$0.00	\$1,135.21
GMG	26/04/2021	02/09/2020	24648235	227.0000	4,178.87	1.0000	\$4,178.87	4,309.39	1.0000	\$4,309.39	\$130.52	\$0.00	\$130.52

Realised Accounting Gains/Losses

From Wednesday, July 1, 2020 to Wednesday, June 30, 2021

Kealba Super Fund

Security Code	Sale Date	Purchase Date	Parcel ID	Units	Actual Cost (Native/Local)	Purchase Date FX Rate	Actual Cost (AUD)	Net Sale Proceeds (Native/Local)	Sale Date FX Rate	Net Sale Proceeds (AUD)	Gain/(Loss) (AUD)	Gain/(Loss) on Currency Exchange Rates (AUD)	Gain/(Loss) on Traded Local Prices (AUD)
GMG	26/04/2021	20/11/2020	25458317	110.0000	2,060.34	1.0000	\$2,060.34	2,088.25	1.0000	\$2,088.25	\$27.91	\$0.00	\$27.91
NEA	01/06/2021	02/09/2020	24648921	1,197.0000	3,774.95	1.0000	\$3,774.95	2,026.44	1.0000	\$2,026.44	(\$1,748.51)	\$0.00	(\$1,748.51)
NEA	01/06/2021	03/07/2020	24040838	244.0000	606.12	1.0000	\$606.12	413.08	1.0000	\$413.08	(\$193.04)	\$0.00	(\$193.04)
OZL	01/06/2021	11/05/2020	23620348	92.0000	822.10	1.0000	\$822.10	2,333.27	1.0000	\$2,333.27	\$1,511.17	\$0.00	\$1,511.17
XRO	01/06/2021	11/05/2020	23619863	48.0000	3,988.45	1.0000	\$3,988.45	6,280.42	1.0000	\$6,280.42	\$2,291.97	\$0.00	\$2,291.97
M7T	03/06/2021	02/12/2020	25511921	951.0000	1,266.83	1.0000	\$1,266.83	954.07	1.0000	\$954.07	(\$312.76)	\$0.00	(\$312.76)
M7T	03/06/2021	02/12/2020	25511921	343.0000	456.91	1.0000	\$456.91	326.24	1.0000	\$326.24	(\$130.67)	\$0.00	(\$130.67)
NEA	09/06/2021	03/07/2020	24040838	1,571.0000	3,902.50	1.0000	\$3,902.50	2,882.93	1.0000	\$2,882.93	(\$1,019.57)	\$0.00	(\$1,019.57)
M7T	17/06/2021	02/12/2020	25511921	1,149.0000	1,530.59	1.0000	\$1,530.59	1,112.02	1.0000	\$1,112.02	(\$418.57)	\$0.00	(\$418.57)
NEA	17/06/2021	20/11/2020	25458325	865.0000	2,115.03	1.0000	\$2,115.03	1,554.91	1.0000	\$1,554.91	(\$560.13)	\$0.00	(\$560.13)
NEA	17/06/2021	03/07/2020	24040838	227.0000	563.89	1.0000	\$563.89	408.05	1.0000	\$408.05	(\$155.84)	\$0.00	(\$155.84)
M7T	24/06/2021	02/12/2020	25511921	1,114.0000	1,483.97	1.0000	\$1,483.97	1,119.17	1.0000	\$1,119.17	(\$364.80)	\$0.00	(\$364.80)
NEA	24/06/2021	01/03/2021	26182991	1,043.0000	2,473.84	1.0000	\$2,473.84	1,992.43	1.0000	\$1,992.43	(\$481.41)	\$0.00	(\$481.41)
NEA	24/06/2021	20/11/2020	25458325	284.0000	694.42	1.0000	\$694.42	542.52	1.0000	\$542.52	(\$151.89)	\$0.00	(\$151.89)
M7T	28/06/2021	02/12/2020	25511921	1,120.0000	1,491.96	1.0000	\$1,491.96	1,141.58	1.0000	\$1,141.58	(\$350.38)	\$0.00	(\$350.38)
NEA	28/06/2021	01/10/2020	25020785	783.0000	1,847.64	1.0000	\$1,847.64	1,411.19	1.0000	\$1,411.19	(\$436.45)	\$0.00	(\$436.45)
NEA	28/06/2021	01/03/2021	26182991	349.0000	827.78	1.0000	\$827.78	629.00	1.0000	\$629.00	(\$198.78)	\$0.00	(\$198.78)
AUD Total					181,075.95		\$181,075.95	198,207.87		\$198,207.87	\$17,131.91	\$0.00	\$17,131.91
Total							\$181,075.95			\$198,207.87	\$17,131.91	\$0.00	\$17,131.91

18248503 - Kealba Super Fund - PWM International Share

AUD													
VISM	10/07/2020	13/02/2019	19469142	328.0000	16,700.22	1.0000	\$16,700.22	15,283.34	1.0000	\$15,283.34	(\$1,416.88)	\$0.00	(\$1,416.88)
VISM	10/07/2020	28/08/2019	21130571	113.0000	5,820.45	1.0000	\$5,820.45	5,265.30	1.0000	\$5,265.30	(\$555.15)	\$0.00	(\$555.15)
VISM	10/07/2020	05/07/2019	20675809	19.0000	1,022.32	1.0000	\$1,022.32	885.32	1.0000	\$885.32	(\$137.00)	\$0.00	(\$137.00)
MAQ0410AU	04/08/2020	20/03/2015	9406908	29,588.0720	58,513.68	1.0000	\$58,513.68	86,298.42	1.0000	\$86,298.42	\$27,784.74	\$0.00	\$27,784.74
MAQ0410AU	04/08/2020	27/08/2019	21128613	12,116.1100	33,621.13	1.0000	\$33,621.13	35,338.60	1.0000	\$35,338.60	\$1,717.47	\$0.00	\$1,717.47
MAQ0410AU	04/08/2020	23/03/2017	14185782	4,578.8314	9,681.80	1.0000	\$9,681.80	13,354.91	1.0000	\$13,354.91	\$3,673.11	\$0.00	\$3,673.11
MAQ0410AU	04/08/2020	04/09/2015	10472136	3,073.7289	6,300.89	1.0000	\$6,300.89	8,965.03	1.0000	\$8,965.03	\$2,664.14	\$0.00	\$2,664.14

Realised Accounting Gains/Losses

From Wednesday, July 1, 2020 to Wednesday, June 30, 2021

Kealba Super Fund

Security Code	Sale Date	Purchase Date	Parcel ID	Units	Actual Cost (Native/Local)	Purchase Date FX Rate	Actual Cost (AUD)	Net Sale Proceeds (Native/Local)	Sale Date FX Rate	Net Sale Proceeds (AUD)	Gain/(Loss) (AUD)	Gain/(Loss) on Currency Exchange Rates (AUD)	Gain/(Loss) on Traded Local Prices (AUD)
MAQ0410AU	04/08/2020	15/08/2019	21036275	1,594.9730	4,396.95	1.0000	\$4,396.95	4,652.00	1.0000	\$4,652.00	\$255.05	\$0.00	\$255.05
MAQ0410AU	04/08/2020	31/10/2018	18721444	1,147.8166	2,867.12	1.0000	\$2,867.12	3,347.79	1.0000	\$3,347.79	\$480.67	\$0.00	\$480.67
MGE0007AU	04/08/2020	16/04/2020	23419540	34,313.8441	56,564.90	1.0000	\$56,564.90	60,800.46	1.0000	\$60,800.46	\$4,235.56	\$0.00	\$4,235.56
MGE0007AU	04/08/2020	03/06/2020	23849074	382.5624	699.55	1.0000	\$699.55	677.86	1.0000	\$677.86	(\$21.69)	\$0.00	(\$21.69)
ETL8482AU	09/12/2020	21/08/2020	24542380	49,569.9256	54,799.06	1.0000	\$54,799.06	60,001.18	1.0000	\$60,001.18	\$5,202.12	\$0.00	\$5,202.12
MGE0007AU	29/04/2021	16/04/2020	23419540	74,568.0257	122,922.20	1.0000	\$122,922.20	146,818.81	1.0000	\$146,818.81	\$23,896.61	\$0.00	\$23,896.61
ETL8482AU	30/04/2021	21/08/2020	24542380	46,973.5959	51,928.84	1.0000	\$51,928.84	61,249.06	1.0000	\$61,249.06	\$9,320.22	\$0.00	\$9,320.22
AUD Total					425,839.11		\$425,839.11	502,938.08		\$502,938.08	\$77,098.97	\$0.00	\$77,098.97
Total							\$425,839.11	502,938.08		\$502,938.08	\$77,098.97	\$0.00	\$77,098.97

18248504 - Kealba Super Fund - PWM Alternative Asset

AUD

GOLD	30/10/2020	21/08/2019	21066929	25.0000	5,261.00	1.0000	\$5,261.00	6,192.89	1.0000	\$6,192.89	\$931.89	\$0.00	\$931.89
GOLD	30/10/2020	06/12/2016	13478303	1.0000	150.42	1.0000	\$150.42	247.72	1.0000	\$247.72	\$97.30	\$0.00	\$97.30
MGE0006AU	23/03/2021	13/03/2015	9381344	9,216.5638	13,251.35	1.0000	\$13,251.35	15,229.04	1.0000	\$15,229.04	\$1,977.69	\$0.00	\$1,977.69
MGE0006AU	23/03/2021	06/12/2016	13527663	5,643.3196	8,187.19	1.0000	\$8,187.19	9,324.77	1.0000	\$9,324.77	\$1,137.58	\$0.00	\$1,137.58
MGE0006AU	23/03/2021	30/10/2020	25278439	3,276.3370	5,639.71	1.0000	\$5,639.71	5,413.67	1.0000	\$5,413.67	(\$226.04)	\$0.00	(\$226.04)
AUD Total					32,489.67		\$32,489.67	36,408.09		\$36,408.09	\$3,918.42	\$0.00	\$3,918.42
Total							\$32,489.67	36,408.09		\$36,408.09	\$3,918.42	\$0.00	\$3,918.42

TOTAL							\$754,548.93	\$849,721.05		\$95,172.13	\$0.00	\$95,172.13
--------------	--	--	--	--	--	--	---------------------	---------------------	--	--------------------	---------------	--------------------

** Includes the estimated value of Managed Fund redemptions and applications processed but awaiting confirmation by external registries

Foreign Exchange Gains or Losses are excluded from this Report.

Data reflected in this report may be derived from an external source. If from an external source, it is assumed to be correct at the time this report is produced. Investment Administration Services Pty Limited does not assume responsibility for any inaccurate data provided by the external source. The information in this report is not intended to provide advice, as it does not take into account your personal objectives, financial situation or needs. The information is given in good faith and is derived from sources believed to be accurate. Please note that information contained in this report will be incorrect or incomplete if data supplied to us is incorrect. To the extent permitted by law no liability is accepted for any loss or damage as a result of reliance on this information. IAS does not guarantee the repayment of capital, payment of income or the performance of any particular investment.

Unrealised Gains

As at Wednesday, June 30, 2021

Kealba Super Fund

Portfolio Code	Portfolio Name	Parcelld	Purchase Date	Security Code	Units	Accounting Cost	Value (AUD)	Gain/Loss
Kealba Super Fund - PWM Listed Property								
18248501	Kealba Super Fund - PWM Listed Property	22191545	13/12/2019	CHC	339.0000	\$3,889.08	\$5,261.28	\$1,372.20
18248501	Kealba Super Fund - PWM Listed Property	23284460	07/04/2020	CHC	242.0000	\$1,823.59	\$3,755.84	\$1,932.25
18248501	Kealba Super Fund - PWM Listed Property	26325002	10/03/2021	CHC	234.0000	\$2,815.63	\$3,631.68	\$816.05
18248501	Kealba Super Fund - PWM Listed Property	26601816	22/04/2021	CHC	147.0000	\$2,027.45	\$2,281.44	\$253.99
18248501	Kealba Super Fund - PWM Listed Property	24967354	25/09/2020	CIP	702.0000	\$2,277.07	\$2,611.44	\$334.37
18248501	Kealba Super Fund - PWM Listed Property	25147695	09/10/2020	CIP	782.0000	\$2,528.44	\$2,909.04	\$380.60
18248501	Kealba Super Fund - PWM Listed Property	26418865	30/03/2021	CIP	533.0000	\$1,778.55	\$1,982.76	\$204.21
18248501	Kealba Super Fund - PWM Listed Property	25342703	06/11/2020	CQE	1,627.0000	\$4,847.39	\$5,661.96	\$814.57
18248501	Kealba Super Fund - PWM Listed Property	21974149	15/11/2019	DXS	130.0000	\$1,550.46	\$1,387.10	(\$163.36)
18248501	Kealba Super Fund - PWM Listed Property	23700666	25/05/2020	DXS	427.0000	\$3,649.70	\$4,556.09	\$906.39
18248501	Kealba Super Fund - PWM Listed Property	24372549	07/08/2020	DXS	327.0000	\$2,775.26	\$3,489.09	\$713.83
18248501	Kealba Super Fund - PWM Listed Property	26024821	10/02/2021	DXS	612.0000	\$5,304.86	\$6,530.04	\$1,225.18
18248501	Kealba Super Fund - PWM Listed Property	23967429	01/07/2020	EGH	10,476.0000	\$3,406.51	\$6,337.98	\$2,931.47
18248501	Kealba Super Fund - PWM Listed Property	25148076	09/10/2020	EGH	762.0000	\$303.23	\$461.01	\$157.78
18248501	Kealba Super Fund - PWM Listed Property	18360168	18/09/2018	GMG	137.0000	\$1,479.20	\$2,900.29	\$1,421.09
18248501	Kealba Super Fund - PWM Listed Property	18371623	19/09/2018	GMG	390.0000	\$4,196.82	\$8,256.30	\$4,059.48
18248501	Kealba Super Fund - PWM Listed Property	18379133	20/09/2018	GMG	78.0000	\$841.57	\$1,651.26	\$809.69
18248501	Kealba Super Fund - PWM Listed Property	21432634	18/09/2019	GMG	279.0000	\$3,928.17	\$5,906.43	\$1,978.26
18248501	Kealba Super Fund - PWM Listed Property	21974153	15/11/2019	GMG	286.0000	\$4,246.70	\$6,054.62	\$1,807.92
18248501	Kealba Super Fund - PWM Listed Property	22962412	13/03/2020	GMG	251.0000	\$3,230.21	\$5,313.67	\$2,083.46
18248501	Kealba Super Fund - PWM Listed Property	23869867	11/06/2020	GMG	190.0000	\$2,828.06	\$4,022.30	\$1,194.24
18248501	Kealba Super Fund - PWM Listed Property	24898119	18/09/2020	GMG	206.0000	\$3,743.79	\$4,361.02	\$617.23
18248501	Kealba Super Fund - PWM Listed Property	25148907	09/10/2020	GMG	35.0000	\$681.02	\$740.95	\$59.93
18248501	Kealba Super Fund - PWM Listed Property	25219731	21/10/2020	GMG	66.0000	\$1,249.51	\$1,397.22	\$147.71
18248501	Kealba Super Fund - PWM Listed Property	25354651	10/11/2020	GMG	125.0000	\$2,325.54	\$2,646.25	\$320.71
18248501	Kealba Super Fund - PWM Listed Property	26325516	10/03/2021	GMG	402.0000	\$6,730.85	\$8,510.34	\$1,779.49
18248501	Kealba Super Fund - PWM Listed Property	26165265	25/02/2021	GOZ	1,545.0000	\$4,856.25	\$6,288.15	\$1,431.90
18248501	Kealba Super Fund - PWM Listed Property	26907622	01/06/2021	GOZ	306.0000	\$1,207.57	\$1,245.42	\$37.85

Unrealised Gains

As at Wednesday, June 30, 2021

Kealba Super Fund

Portfolio Code	Portfolio Name	Parcelld	Purchase Date	Security Code	Units	Accounting Cost	Value (AUD)	Gain/Loss
18248501	Kealba Super Fund - PWM Listed Property	22961759	13/03/2020	GPT	1,054.0000	\$5,268.29	\$5,164.60	(\$103.69)
18248501	Kealba Super Fund - PWM Listed Property	23378180	16/04/2020	GPT	868.0000	\$3,418.51	\$4,253.20	\$834.69
18248501	Kealba Super Fund - PWM Listed Property	23618557	13/05/2020	GPT	589.0000	\$2,395.10	\$2,886.10	\$491.00
18248501	Kealba Super Fund - PWM Listed Property	23869605	11/06/2020	GPT	125.0000	\$576.65	\$612.50	\$35.85
18248501	Kealba Super Fund - PWM Listed Property	27001573	08/06/2021	GPT	530.0000	\$2,585.57	\$2,597.00	\$11.43
18248501	Kealba Super Fund - PWM Listed Property	27019132	10/06/2021	GPT	744.0000	\$3,659.94	\$3,645.60	(\$14.34)
18248501	Kealba Super Fund - PWM Listed Property	15863606	03/11/2017	LIC	231.0000	\$1,093.39	\$3,605.91	\$2,512.52
18248501	Kealba Super Fund - PWM Listed Property	15963323	08/11/2017	LIC	192.0000	\$908.82	\$2,997.12	\$2,088.30
18248501	Kealba Super Fund - PWM Listed Property	24782052	08/09/2020	MGR	1,561.0000	\$3,321.74	\$4,558.12	\$1,236.38
18248501	Kealba Super Fund - PWM Listed Property	25147332	09/10/2020	MGR	309.0000	\$728.75	\$902.28	\$173.53
18248501	Kealba Super Fund - PWM Listed Property	26638979	28/04/2021	MGR	665.0000	\$1,786.47	\$1,941.80	\$155.33
18248501	Kealba Super Fund - PWM Listed Property	21507832	26/09/2019	SGP	1,162.0000	\$5,327.32	\$5,414.92	\$87.60
18248501	Kealba Super Fund - PWM Listed Property	21766850	21/10/2019	SGP	376.0000	\$1,852.42	\$1,752.16	(\$100.26)
18248501	Kealba Super Fund - PWM Listed Property	21945845	08/11/2019	SGP	582.0000	\$2,875.41	\$2,712.12	(\$163.29)
18248501	Kealba Super Fund - PWM Listed Property	21974145	15/11/2019	SGP	632.0000	\$3,181.97	\$2,945.12	(\$236.85)
18248501	Kealba Super Fund - PWM Listed Property	22209142	18/12/2019	SGP	418.0000	\$2,041.41	\$1,947.88	(\$93.53)
18248501	Kealba Super Fund - PWM Listed Property	24089769	07/07/2020	SGP	742.0000	\$2,631.31	\$3,457.72	\$826.41
18248501	Kealba Super Fund - PWM Listed Property	26751263	10/05/2021	SGP	314.0000	\$1,485.99	\$1,463.24	(\$22.75)
18248501	Kealba Super Fund - PWM Listed Property	23909616	17/06/2020	VCX	2,557.0000	\$4,183.83	\$3,950.57	(\$233.26)
18248501	Kealba Super Fund - PWM Listed Property	25147906	09/10/2020	VCX	833.0000	\$1,220.81	\$1,286.99	\$66.18
18248501	Kealba Super Fund - PWM Listed Property	25348160	09/11/2020	VCX	4,788.0000	\$6,938.31	\$7,397.46	\$459.15
18248501	Kealba Super Fund - PWM Listed Property	25813593	13/01/2021	WPR	1,252.0000	\$3,166.00	\$3,280.24	\$114.24
18248501	Kealba Super Fund - PWM Listed Property	25887407	28/01/2021	WPR	677.0000	\$1,742.37	\$1,773.74	\$31.37
18248501	Kealba Super Fund - PWM Listed Property	26326044	10/03/2021	WPR	798.0000	\$1,911.71	\$2,090.76	\$179.05
18248501	Kealba Super Fund - PWM Listed Property	27026743	11/06/2021	WPR	745.0000	\$2,006.30	\$1,951.90	(\$54.40)
					44,380.0000	\$146,830.87	\$184,740.02	\$37,909.15

Kealba Super Fund - PWM Australian Share

18248502	Kealba Super Fund - PWM Australian Share	23621570	11/05/2020	ALU	513.0000	\$18,959.98	\$18,821.97	(\$138.01)
18248502	Kealba Super Fund - PWM Australian Share	23798850	03/06/2020	ALU	115.0000	\$4,311.94	\$4,219.35	(\$92.59)

Unrealised Gains

As at Wednesday, June 30, 2021

Kealba Super Fund

Portfolio Code	Portfolio Name	Parcelld	Purchase Date	Security Code	Units	Accounting Cost	Value (AUD)	Gain/Loss
18248502	Kealba Super Fund - PWM Australian Share	25458322	20/11/2020	ALU	145.0000	\$5,295.07	\$5,320.05	\$24.98
18248502	Kealba Super Fund - PWM Australian Share	23591855	12/05/2020	AMP	7,958.0000	\$11,211.71	\$8,952.75	(\$2,258.96)
18248502	Kealba Super Fund - PWM Australian Share	23798931	03/06/2020	AMP	2,280.0000	\$4,087.68	\$2,565.00	(\$1,522.68)
18248502	Kealba Super Fund - PWM Australian Share	24039656	03/07/2020	AMP	1,123.0000	\$2,079.58	\$1,263.38	(\$816.20)
18248502	Kealba Super Fund - PWM Australian Share	24283082	03/08/2020	AMP	1,793.0000	\$2,561.41	\$2,017.13	(\$544.28)
18248502	Kealba Super Fund - PWM Australian Share	25020417	01/10/2020	AMP	1,455.0000	\$1,979.33	\$1,636.88	(\$342.45)
18248502	Kealba Super Fund - PWM Australian Share	23621320	11/05/2020	ASX	247.0000	\$20,582.72	\$19,194.37	(\$1,388.35)
18248502	Kealba Super Fund - PWM Australian Share	24282401	03/08/2020	ASX	1.0000	\$85.25	\$77.71	(\$7.54)
18248502	Kealba Super Fund - PWM Australian Share	25458310	20/11/2020	ASX	82.0000	\$6,617.62	\$6,372.22	(\$245.40)
18248502	Kealba Super Fund - PWM Australian Share	21790515	25/10/2019	BHP	208.0000	\$7,467.29	\$10,102.56	\$2,635.27
18248502	Kealba Super Fund - PWM Australian Share	23798813	03/06/2020	BHP	48.0000	\$1,774.79	\$2,331.36	\$556.57
18248502	Kealba Super Fund - PWM Australian Share	25267608	02/11/2020	BHP	40.0000	\$1,381.52	\$1,942.80	\$561.28
18248502	Kealba Super Fund - PWM Australian Share	26181784	01/03/2021	BHP	131.0000	\$6,564.38	\$6,362.67	(\$201.71)
18248502	Kealba Super Fund - PWM Australian Share	26439791	01/04/2021	BHP	76.0000	\$3,496.91	\$3,691.32	\$194.41
18248502	Kealba Super Fund - PWM Australian Share	10588156	08/09/2015	CBA	11.0000	\$786.50	\$1,098.57	\$312.07
18248502	Kealba Super Fund - PWM Australian Share	18868847	21/11/2018	CBA	76.0000	\$5,344.87	\$7,590.12	\$2,245.25
18248502	Kealba Super Fund - PWM Australian Share	23621077	11/05/2020	CBA	260.0000	\$15,710.39	\$25,966.20	\$10,255.81
18248502	Kealba Super Fund - PWM Australian Share	23798819	03/06/2020	CBA	91.0000	\$6,062.06	\$9,088.17	\$3,026.11
18248502	Kealba Super Fund - PWM Australian Share	24647325	02/09/2020	CBA	41.0000	\$2,774.23	\$4,094.67	\$1,320.44
18248502	Kealba Super Fund - PWM Australian Share	25458312	20/11/2020	CBA	32.0000	\$2,583.37	\$3,195.84	\$612.47
18248502	Kealba Super Fund - PWM Australian Share	23638317	14/05/2020	CNU	1,012.0000	\$6,939.71	\$6,001.16	(\$938.55)
18248502	Kealba Super Fund - PWM Australian Share	24040631	03/07/2020	CNU	201.0000	\$1,457.89	\$1,191.93	(\$265.96)
18248502	Kealba Super Fund - PWM Australian Share	23590447	12/05/2020	COH	119.0000	\$22,474.80	\$29,948.73	\$7,473.93
18248502	Kealba Super Fund - PWM Australian Share	23798816	03/06/2020	COH	11.0000	\$2,156.11	\$2,768.37	\$612.26
18248502	Kealba Super Fund - PWM Australian Share	25670861	22/12/2020	COH	33.0000	\$6,348.09	\$8,305.11	\$1,957.02
18248502	Kealba Super Fund - PWM Australian Share	20422101	07/06/2019	CSL	58.0000	\$11,806.67	\$16,541.02	\$4,734.35
18248502	Kealba Super Fund - PWM Australian Share	23758330	02/06/2020	CSL	34.0000	\$9,740.33	\$9,696.46	(\$43.87)
18248502	Kealba Super Fund - PWM Australian Share	24282618	03/08/2020	CSL	8.0000	\$2,260.49	\$2,281.52	\$21.03
18248502	Kealba Super Fund - PWM Australian Share	25267735	02/11/2020	CSL	4.0000	\$1,172.56	\$1,140.76	(\$31.80)

Unrealised Gains

As at Wednesday, June 30, 2021

Kealba Super Fund

Portfolio Code	Portfolio Name	Parcelld	Purchase Date	Security Code	Units	Accounting Cost	Value (AUD)	Gain/Loss
18248502	Kealba Super Fund - PWM Australian Share	25458311	20/11/2020	CSL	15.0000	\$4,749.84	\$4,277.85	(\$471.99)
18248502	Kealba Super Fund - PWM Australian Share	26907769	01/06/2021	CSL	13.0000	\$3,771.59	\$3,707.47	(\$64.12)
18248502	Kealba Super Fund - PWM Australian Share	25267422	02/11/2020	CTD	342.0000	\$5,041.59	\$7,349.58	\$2,307.99
18248502	Kealba Super Fund - PWM Australian Share	26181925	01/03/2021	CTD	250.0000	\$5,018.58	\$5,372.50	\$353.92
18248502	Kealba Super Fund - PWM Australian Share	26618174	26/04/2021	CTD	175.0000	\$3,469.08	\$3,760.75	\$291.67
18248502	Kealba Super Fund - PWM Australian Share	27522479	01/06/2021	EDV	154.0000	\$917.26	\$968.66	\$51.40
18248502	Kealba Super Fund - PWM Australian Share	23619277	13/05/2020	ELD	982.0000	\$8,950.51	\$11,342.10	\$2,391.59
18248502	Kealba Super Fund - PWM Australian Share	23798825	03/06/2020	ELD	107.0000	\$1,067.76	\$1,235.85	\$168.09
18248502	Kealba Super Fund - PWM Australian Share	25458314	20/11/2020	ELD	312.0000	\$3,495.41	\$3,603.60	\$108.19
18248502	Kealba Super Fund - PWM Australian Share	23583239	11/05/2020	EVN	1,573.0000	\$8,722.19	\$7,078.50	(\$1,643.69)
18248502	Kealba Super Fund - PWM Australian Share	25458323	20/11/2020	EVN	562.0000	\$3,121.78	\$2,529.00	(\$592.78)
18248502	Kealba Super Fund - PWM Australian Share	23620834	11/05/2020	FMG	1,469.0000	\$17,850.41	\$34,286.46	\$16,436.05
18248502	Kealba Super Fund - PWM Australian Share	25267190	02/11/2020	HUB	217.0000	\$4,702.63	\$6,186.67	\$1,484.04
18248502	Kealba Super Fund - PWM Australian Share	25683862	23/12/2020	HUB	220.0000	\$4,720.01	\$6,272.20	\$1,552.19
18248502	Kealba Super Fund - PWM Australian Share	23657283	15/05/2020	IEL	362.0000	\$5,210.83	\$8,883.48	\$3,672.65
18248502	Kealba Super Fund - PWM Australian Share	23747044	01/06/2020	IEL	44.0000	\$776.98	\$1,079.76	\$302.78
18248502	Kealba Super Fund - PWM Australian Share	24648483	02/09/2020	IPL	2,413.0000	\$5,088.44	\$5,742.94	\$654.50
18248502	Kealba Super Fund - PWM Australian Share	25670937	22/12/2020	IPL	2,274.0000	\$5,199.57	\$5,412.12	\$212.55
18248502	Kealba Super Fund - PWM Australian Share	26182750	01/03/2021	IPL	2,078.0000	\$5,524.79	\$4,945.64	(\$579.15)
18248502	Kealba Super Fund - PWM Australian Share	26440045	01/04/2021	IPL	1,062.0000	\$3,132.35	\$2,527.56	(\$604.79)
18248502	Kealba Super Fund - PWM Australian Share	26661515	03/05/2021	IPL	1,064.0000	\$2,842.00	\$2,532.32	(\$309.68)
18248502	Kealba Super Fund - PWM Australian Share	26908311	01/06/2021	IPL	889.0000	\$2,051.20	\$2,115.82	\$64.62
18248502	Kealba Super Fund - PWM Australian Share	23638513	14/05/2020	JHC	13,252.0000	\$7,700.68	\$16,962.56	\$9,261.88
18248502	Kealba Super Fund - PWM Australian Share	23798942	03/06/2020	JHC	4,353.0000	\$2,531.77	\$5,571.84	\$3,040.07
18248502	Kealba Super Fund - PWM Australian Share	21584878	30/09/2019	MQG	57.0000	\$6,840.00	\$8,916.51	\$2,076.51
18248502	Kealba Super Fund - PWM Australian Share	23620591	11/05/2020	MQG	81.0000	\$9,086.35	\$12,670.83	\$3,584.48
18248502	Kealba Super Fund - PWM Australian Share	23798847	03/06/2020	MQG	30.0000	\$3,516.60	\$4,692.90	\$1,176.30
18248502	Kealba Super Fund - PWM Australian Share	25268347	02/11/2020	MQG	9.0000	\$1,173.96	\$1,407.87	\$233.91
18248502	Kealba Super Fund - PWM Australian Share	25458321	20/11/2020	MQG	24.0000	\$3,328.08	\$3,754.32	\$426.24

Unrealised Gains

As at Wednesday, June 30, 2021

Kealba Super Fund

Portfolio Code	Portfolio Name	Parcelld	Purchase Date	Security Code	Units	Accounting Cost	Value (AUD)	Gain/Loss
18248502	Kealba Super Fund - PWM Australian Share	23485122	04/05/2020	NAB	764.0000	\$12,633.16	\$20,032.08	\$7,398.92
18248502	Kealba Super Fund - PWM Australian Share	23798831	03/06/2020	NAB	68.0000	\$1,287.51	\$1,782.96	\$495.45
18248502	Kealba Super Fund - PWM Australian Share	25020607	01/10/2020	NAB	108.0000	\$1,954.37	\$2,831.76	\$877.39
18248502	Kealba Super Fund - PWM Australian Share	25504125	01/12/2020	NAB	236.0000	\$5,468.12	\$6,187.92	\$719.80
18248502	Kealba Super Fund - PWM Australian Share	25913005	01/02/2021	NTO	1,895.0000	\$6,014.87	\$6,177.70	\$162.83
18248502	Kealba Super Fund - PWM Australian Share	26662288	03/05/2021	NTO	1,135.0000	\$3,602.00	\$3,700.10	\$98.10
18248502	Kealba Super Fund - PWM Australian Share	23638929	14/05/2020	OSH	1,415.0000	\$3,919.79	\$5,391.15	\$1,471.36
18248502	Kealba Super Fund - PWM Australian Share	23620348	11/05/2020	OZL	996.0000	\$8,900.09	\$22,390.08	\$13,489.99
18248502	Kealba Super Fund - PWM Australian Share	23798828	03/06/2020	OZL	448.0000	\$4,504.35	\$10,071.04	\$5,566.69
18248502	Kealba Super Fund - PWM Australian Share	25458315	20/11/2020	OZL	69.0000	\$1,022.62	\$1,551.12	\$528.50
18248502	Kealba Super Fund - PWM Australian Share	25809879	13/05/2020	PPH	6,140.0000	\$9,382.62	\$10,161.70	\$779.08
18248502	Kealba Super Fund - PWM Australian Share	25809878	20/11/2020	PPH	450.0000	\$783.61	\$744.75	(\$38.86)
18248502	Kealba Super Fund - PWM Australian Share	26906115	01/06/2021	PPH	2,347.0000	\$3,845.19	\$3,884.29	\$39.10
18248502	Kealba Super Fund - PWM Australian Share	23592260	12/05/2020	QBE	695.0000	\$5,216.84	\$7,499.05	\$2,282.21
18248502	Kealba Super Fund - PWM Australian Share	26181535	01/03/2021	QBE	437.0000	\$4,067.19	\$4,715.23	\$648.04
18248502	Kealba Super Fund - PWM Australian Share	26440234	01/04/2021	QBE	444.0000	\$4,365.34	\$4,790.76	\$425.42
18248502	Kealba Super Fund - PWM Australian Share	23620106	11/05/2020	RMD	592.0000	\$14,679.59	\$19,393.92	\$4,714.33
18248502	Kealba Super Fund - PWM Australian Share	23758558	02/06/2020	RMD	302.0000	\$7,164.99	\$9,893.52	\$2,728.53
18248502	Kealba Super Fund - PWM Australian Share	25458313	20/11/2020	RMD	172.0000	\$4,998.65	\$5,634.72	\$636.07
18248502	Kealba Super Fund - PWM Australian Share	25912152	01/02/2021	TLS	1,901.0000	\$6,011.19	\$7,147.76	\$1,136.57
18248502	Kealba Super Fund - PWM Australian Share	26182325	01/03/2021	TLS	1,994.0000	\$6,289.35	\$7,497.44	\$1,208.09
18248502	Kealba Super Fund - PWM Australian Share	26440406	01/04/2021	TLS	1,464.0000	\$5,012.29	\$5,504.64	\$492.35
18248502	Kealba Super Fund - PWM Australian Share	26617232	26/04/2021	TLS	1,563.0000	\$5,321.68	\$5,876.88	\$555.20
18248502	Kealba Super Fund - PWM Australian Share	23638709	14/05/2020	WES	151.0000	\$5,707.39	\$8,924.10	\$3,216.71
18248502	Kealba Super Fund - PWM Australian Share	23746666	01/06/2020	WES	7.0000	\$289.40	\$413.70	\$124.30
18248502	Kealba Super Fund - PWM Australian Share	24648077	02/09/2020	WES	51.0000	\$2,458.91	\$3,014.10	\$555.19
18248502	Kealba Super Fund - PWM Australian Share	25458316	20/11/2020	WES	40.0000	\$2,007.42	\$2,364.00	\$356.58
18248502	Kealba Super Fund - PWM Australian Share	26182117	01/03/2021	WES	55.0000	\$2,815.25	\$3,250.50	\$435.25
18248502	Kealba Super Fund - PWM Australian Share	26617700	26/04/2021	WES	32.0000	\$1,798.27	\$1,891.20	\$92.93

Unrealised Gains

As at Wednesday, June 30, 2021

Kealba Super Fund

Portfolio Code	Portfolio Name	Parcelld	Purchase Date	Security Code	Units	Accounting Cost	Value (AUD)	Gain/Loss
18248502	Kealba Super Fund - PWM Australian Share	27087308	28/06/2021	WES	64.0000	\$3,763.67	\$3,782.40	\$18.73
18248502	Kealba Super Fund - PWM Australian Share	26908095	01/06/2021	WOW	154.0000	\$5,546.88	\$5,872.02	\$325.14
18248502	Kealba Super Fund - PWM Australian Share	23583042	11/05/2020	WPL	363.0000	\$8,170.55	\$8,062.23	(\$108.32)
18248502	Kealba Super Fund - PWM Australian Share	23798841	03/06/2020	WPL	80.0000	\$1,899.39	\$1,776.80	(\$122.59)
18248502	Kealba Super Fund - PWM Australian Share	24039852	03/07/2020	WPL	53.0000	\$1,181.37	\$1,177.13	(\$4.24)
18248502	Kealba Super Fund - PWM Australian Share	24283560	03/08/2020	WPL	46.0000	\$945.91	\$1,021.66	\$75.75
18248502	Kealba Super Fund - PWM Australian Share	25081732	06/10/2020	WPL	78.0000	\$1,429.41	\$1,732.38	\$302.97
18248502	Kealba Super Fund - PWM Australian Share	23619863	11/05/2020	XRO	96.0000	\$7,976.89	\$13,161.60	\$5,184.71
					79,494.0000	\$508,113.61	\$638,272.20	\$130,158.59

Kealba Super Fund - PWM International Share

18248503	Kealba Super Fund - PWM International Share	26671605	29/04/2021	ACM0009AU	98,037.5073	\$170,789.73	\$177,506.71	\$6,716.98
18248503	Kealba Super Fund - PWM International Share	24967017	23/09/2020	ETL1864AU	40,957.3643	\$51,556.46	\$52,031.21	\$474.75
18248503	Kealba Super Fund - PWM International Share	25635095	10/12/2020	ETL1864AU	38,699.5586	\$56,126.88	\$49,162.95	(\$6,963.93)
18248503	Kealba Super Fund - PWM International Share	26671857	29/04/2021	ETL1864AU	37,894.6461	\$61,110.38	\$48,140.41	(\$12,969.97)
18248503	Kealba Super Fund - PWM International Share	24988347	23/09/2020	FSF5774AU	29,746.6652	\$41,685.23	\$48,183.65	\$6,498.42
18248503	Kealba Super Fund - PWM International Share	25668664	07/12/2020	OPS8304AU	39,199.4219	\$46,028.60	\$50,941.61	\$4,913.01
18248503	Kealba Super Fund - PWM International Share	26671181	29/04/2021	OPS8304AU	10,559.1170	\$13,015.64	\$13,722.10	\$706.46
18248503	Kealba Super Fund - PWM International Share	17566051	14/06/2017	WQG	17,323.0000	\$19,073.89	\$28,323.11	\$9,249.22
18248503	Kealba Super Fund - PWM International Share	18702700	30/10/2018	WQG	2,388.0000	\$2,560.16	\$3,904.38	\$1,344.22
18248503	Kealba Super Fund - PWM International Share	18827528	13/11/2018	WQG	756.0000	\$823.05	\$1,236.06	\$413.01
18248503	Kealba Super Fund - PWM International Share	18892069	26/11/2018	WQG	770.0000	\$833.92	\$1,258.95	\$425.03
18248503	Kealba Super Fund - PWM International Share	20531863	19/06/2019	WQG	26,096.0000	\$28,705.60	\$42,666.96	\$13,961.36
18248503	Kealba Super Fund - PWM International Share	21040891	16/08/2019	WQG	1,500.0000	\$1,665.58	\$2,452.50	\$786.92
18248503	Kealba Super Fund - PWM International Share	21049744	19/08/2019	WQG	36.0000	\$67.30	\$58.86	(\$8.44)
18248503	Kealba Super Fund - PWM International Share	21130617	28/08/2019	WQG	16,157.0000	\$17,666.87	\$26,416.70	\$8,749.83
18248503	Kealba Super Fund - PWM International Share	26651827	14/06/2017	WQGOA	5,774.0000	\$0.00	\$923.84	\$923.84
18248503	Kealba Super Fund - PWM International Share	26651832	30/10/2018	WQGOA	796.0000	\$0.00	\$127.36	\$127.36
18248503	Kealba Super Fund - PWM International Share	26651830	13/11/2018	WQGOA	252.0000	\$0.00	\$40.32	\$40.32
18248503	Kealba Super Fund - PWM International Share	26651831	26/11/2018	WQGOA	257.0000	\$0.00	\$41.12	\$41.12

Unrealised Gains

As at Wednesday, June 30, 2021

Kealba Super Fund

Portfolio Code	Portfolio Name	Parcelld	Purchase Date	Security Code	Units	Accounting Cost	Value (AUD)	Gain/Loss
18248503	Kealba Super Fund - PWM International Share	26651828	19/06/2019	WQGOA	8,699.0000	\$0.00	\$1,391.84	\$1,391.84
18248503	Kealba Super Fund - PWM International Share	26651826	16/08/2019	WQGOA	500.0000	\$0.00	\$80.00	\$80.00
18248503	Kealba Super Fund - PWM International Share	26651825	19/08/2019	WQGOA	12.0000	\$0.00	\$1.92	\$1.92
18248503	Kealba Super Fund - PWM International Share	26651829	28/08/2019	WQGOA	5,386.0000	\$0.00	\$861.76	\$861.76
					381,796.2804	\$511,709.29	\$549,474.32	\$37,765.03

Kealba Super Fund - PWM Alternative Asset

18248504	Kealba Super Fund - PWM Alternative Asset	18965585	07/04/2017	ACQ	1,476.0000	\$1,490.81	\$2,184.48	\$693.67
18248504	Kealba Super Fund - PWM Alternative Asset	18965583	20/04/2017	ACQ	3,844.0000	\$3,882.09	\$5,689.12	\$1,807.03
18248504	Kealba Super Fund - PWM Alternative Asset	25359184	06/10/2020	ACQ	1,330.0000	\$1,463.00	\$1,968.40	\$505.40
18248504	Kealba Super Fund - PWM Alternative Asset	21153934	19/08/2019	ETL0431AU	22,451.6249	\$31,601.72	\$32,763.66	\$1,161.94
18248504	Kealba Super Fund - PWM Alternative Asset	9382225	13/03/2015	GOLD	97.0000	\$13,998.56	\$21,216.81	\$7,218.25
18248504	Kealba Super Fund - PWM Alternative Asset	13478303	06/12/2016	GOLD	27.0000	\$4,061.24	\$5,905.71	\$1,844.47
18248504	Kealba Super Fund - PWM Alternative Asset	26405568	23/03/2021	UBS0064AU	23,138.8805	\$29,171.42	\$28,900.46	(\$270.96)
					52,364.5054	\$85,668.84	\$98,628.64	\$12,959.80

Kealba Super Fund - PWM Transition

18248505	Kealba Super Fund - PWM Transition	20987402	09/05/2017	NSC	6,786.0000	\$6,524.27	\$6,650.28	\$126.01
18248505	Kealba Super Fund - PWM Transition	27041984	09/05/2017	NSCOA	2,262.0000	\$0.00	\$158.34	\$158.34
18248505	Kealba Super Fund - PWM Transition	25212981	23/03/2015	WMA	4,912.0000	\$5,292.12	\$4,838.32	(\$453.80)
18248505	Kealba Super Fund - PWM Transition	25212982	25/03/2015	WMA	1,328.0000	\$1,451.20	\$1,308.08	(\$143.12)
18248505	Kealba Super Fund - PWM Transition	25212983	10/04/2015	WMA	9,198.0000	\$10,159.85	\$9,060.03	(\$1,099.82)
18248505	Kealba Super Fund - PWM Transition	25212984	04/09/2015	WMA	3,383.0000	\$3,507.47	\$3,332.26	(\$175.21)
18248505	Kealba Super Fund - PWM Transition	25212985	14/11/2016	WMA	2,314.0000	\$2,573.40	\$2,279.29	(\$294.11)
18248505	Kealba Super Fund - PWM Transition	25212986	06/12/2016	WMA	13,680.0000	\$15,939.60	\$13,474.80	(\$2,464.80)
18248505	Kealba Super Fund - PWM Transition	25212987	26/03/2018	WMA	1,559.0000	\$1,853.81	\$1,535.62	(\$318.19)
					45,422.0000	\$47,301.72	\$42,637.02	(\$4,664.70)

TOTAL					603,456.7858	\$1,299,624.33	\$1,513,752.20	\$214,127.87
--------------	--	--	--	--	---------------------	-----------------------	-----------------------	---------------------

** Includes the estimated value of Managed Fund redemptions and applications processed but awaiting confirmation by external registries

Unrealised Gains

As at Wednesday, June 30, 2021

Kealba Super Fund

Portfolio Code	Portfolio Name	Parcelld	Purchase Date	Security Code	Units	Accounting Cost	Value (AUD)	Gain/Loss
----------------	----------------	----------	---------------	---------------	-------	-----------------	-------------	-----------

Data reflected in this report may be derived from an external source. If from an external source, it is assumed to be correct at the time this report is produced. Investment Administration Services Pty Limited does not assume responsibility for any inaccurate data provided by the external source. The information in this report is not intended to provide advice, as it does not take into account your personal objectives, financial situation or needs. The information is given in good faith and is derived from sources believed to be accurate. Please note that information contained in this report will be incorrect or incomplete if data supplied to us is incorrect. To the extent permitted by law no liability is accepted for any loss or damage as a result of reliance on this information. IAS does not guarantee the repayment of capital, payment of income or the performance of any particular investment.

Independent Assurance Practitioner's Report

To the Board of Directors of Investment Administration Services Pty Limited

Report on internal controls procedures relating to MDA services

We have undertaken a reasonable assurance engagement on the design and the operating effectiveness of controls within Investment Administration Services Pty Limited's Managed Discretionary Account (MDA) services ("Documented Measures") as operator of Investment Administration Services Pty Limited's MDA service to form an opinion on the Operator's compliance with its obligations relating to the provision of MDA services in accordance with ASIC Instrument 2016/968 "Managed Discretionary Account Services" ("the Instrument") during the financial year ended 30 June 2021.

Qualified Opinion

Our opinion has been formed on the basis of the matters outlined in this report.

In our opinion, except for the possible effects of the matters described in the Basis for Qualified Opinion Paragraph, in relation to the provision of MDA services (as defined in the Instrument) by the Operator:

- (a) the Operator has complied, in all material respects, with the Documented Measures during the financial year ended 30 June 2021; and
- (b) those Documented Measures met the conditions of the Instrument during that financial year.

Basis for Qualified Opinion

From 1 October 2017, the Australian Securities and Investments Commission ("ASIC") Financial Instrument 2016/968 (the "Instrument") section 912AEC(22) prohibits investments in unregistered schemes through MDA accounts. As at 30 June 2021, 143 retail investors in the MDA scheme held investments in unregistered schemes acquired pre 1 October 2017 via the Class Order 04/194. Investment Administration Services Pty Limited raised these with ASIC in 2017 and have been actively working to rectify these legacy positions since then.

As at 30 June 2021, 39 wholesale investors in the MDA scheme held previously permissible investments in unregistered schemes acquired post 1 October 2017.

In addition, Investment Administration Services Pty Limited operates an external MDA adviser model whereby it relies on external MDA advisers to provide annual personal advice to retail clients as required by section 912AEB (8)(b) of the Instrument. At 30 June 2021, there were 12 dealer groups with 136 accounts where the confirmation of annual advice renewal was overdue.

Investment Administration Services Pty Limited self-identified these breaches and have requested a relief from ASIC in terms of compliance with sections 912AEC(22) and 912AEB(8)(b) of the MDA Instrument.

Investment Administration Services Pty Limited's responsibilities

Investment Administration Services Pty Limited is responsible for the design, documentation, operation, maintenance and monitoring of adequate Documented Measures and compliance with them, during the financial year ended 30 June 2021.

Our independence and quality control

We have complied with the relevant ethical requirements relating to assurance engagements, which include independence and other requirements founded on fundamental principles of integrity, objectivity, professional competence and due care, confidentiality and professional behaviour.

In accordance with Auditing Standard ASQC 1 *Quality Control for Firms that Perform Audits and Reviews of Financial Reports and Other Financial Information, and Other Assurance Engagements*, Grant Thornton Audit Pty Ltd maintains a comprehensive system of quality control including documented policies and procedures regarding compliance with ethical requirements, professional standards and applicable legal and regulatory requirements.

Assurance practitioner's responsibilities

Our responsibility is to express an opinion on Investment Administration Services Pty Limited's Documented Measures the suitability of the design to achieve the control objectives and operating effectiveness of Investment Administration Services Pty Limited's controls as operator of Investment Administration Services Pty Limited MDA service, based on our procedures. We conducted our engagement in accordance with Standard on Assurance Engagements ASAE 3150 *Assurance Engagements on Controls* issued by the Auditing and Assurance Standards Board. That standard requires that we comply with relevant ethical requirements and plan and perform our procedures to obtain reasonable assurance about whether, in all material respects, the controls are suitably designed to achieve the control objectives and the controls operated effectively throughout the period.

An assurance engagement to report on the design and operating effectiveness of controls involves performing procedures to obtain evidence about the suitability of the design of controls to achieve the control objectives and the operating effectiveness of controls throughout the period. The procedures selected depend on our judgement, including the assessment of the risks that the controls are not suitably designed or the controls did not operate effectively.

Our procedures included obtaining an understanding of the Documented Measures and an examination, on a test basis, of evidence supporting whether the Operator complied with the Documented Measures included in the attached Controls Report during the financial year ended 30 June 2021 and that those Documented Measures met the conditions of the Instrument during that financial year.

We believe that the evidence we have obtained is sufficient and appropriate to provide a basis for our opinion.

Limitations of controls

Because of the inherent limitations of any internal control structure it is possible that, even if the controls are suitably designed and operating effectively, the control objectives may not be achieved and so fraud, error, or non-compliance with laws and regulations may occur and not be detected. Further, the internal control structure, within which the Documented Measures that we have assured operate, has not been assured and no opinion is expressed as to its design or operating effectiveness.

An assurance engagement on operating effectiveness of controls is not designed to detect all instances of controls operating ineffectively as it is not performed continuously throughout the period and the tests performed are on a sample basis.

Any projection of the outcome of the evaluation of controls to future periods is subject to the risk that the controls may become inadequate because of changes in conditions, or that the degree of compliance with them may deteriorate.

Restricted use

This report has been prepared for the Directors of the Operator to enable the operator to meet its obligation to lodge this report with ASIC with its annual financial statements under section 989B of the Corporations Act 2001, as required by the Instrument. We disclaim any assumptions of responsibility for any reliance on this report to any person other than the addressee and ASIC, who may rely on this report only for the purpose for which it was prepared.



Grant Thornton Audit Pty Ltd
Chartered Accountants



Grant Layland
Director – Audit & Assurance Services

Sydney, 15 September 2021

Independent Assurance Practitioner's Report

To the Directors of Investment Administration Services Pty Limited

Report on internal controls procedures relating to annual investor statements

We have undertaken a reasonable assurance engagement on the design and the operating effectiveness of controls within Investment Administration Services Pty Limited's Managed Discretionary Account (MDA) services to form an opinion on the compliance of Investment Administration Services Pty Limited ("the Operator") and any relevant person acting on the Operator's behalf, with its obligations relating to internal controls ("Documented Controls") over annual investor statements from the provision of MDA services in accordance with Australian Securities and Investment Commission ("ASIC") Instrument 2016/968 "Managed Discretionary Account Services" ("the Instrument") during the financial year ended 30 June 2021.

Opinion

Our opinion has been formed on the basis of the matters outlined in this report.

In our opinion, in relation to the provision of MDA services (as defined in the Instrument) by the Operator:

- (a) the Operator's internal controls and other procedures were suitably designed and operated effectively to ensure that the following have not been materially misstated:
 - (i) annual investor statements or summaries, given under paragraph 912AEF(4)(a) of ASIC Instrument 2016/968 "Managed Discretionary Account Services" ("the Instrument") for the year ended 30 June 2021 ("annual investor statements"); and
 - (ii) information made accessible electronically under subparagraph 912AEF(2)(b) of the Instrument in respect of the year ended 30 June 2021;
- (b) the aggregate of assets, liabilities, revenue and expenses shown in the annual investor statements provided by the Operator for the year have been properly reconciled to the corresponding amounts shown in the reports prepared by the holder of any retail client's portfolio assets (or, if the holder is the retail client, by the Operator) that have been independently audited.

Investment Administration Services Pty Limited's Responsibilities

Investment Administration Services Pty Limited is responsible for the design, documentation, operation, maintenance and monitoring of adequate Documented Controls and compliance with them, during the financial year ended 30 June 2021.

Our Independence and Quality Control

We have complied with the relevant ethical requirements relating to assurance engagements, which include independence and other requirements founded on fundamental principles of integrity, objectivity, professional competence and due care, confidentiality and professional behaviour.

In accordance with Auditing Standard ASQC 1 *Quality Control for Firms that Perform Audits and Reviews of Financial Reports and Other Financial Information, and Other Assurance Engagements*, Grant Thornton Audit Pty Ltd maintains a comprehensive system of quality control including documented policies and procedures regarding compliance with ethical requirements, professional standards and applicable legal and regulatory requirements.

Assurance Practitioner's Responsibilities

Our responsibility is to express an opinion on Investment Administration Services Pty Limited Documented Controls, the suitability of the design to achieve the control objectives and operating effectiveness of Investment Administration Services Pty Limited's controls as operator of Investment Administration Services Pty Limited MDA service, based on our procedures. We conducted our engagement in accordance with Standard on Assurance Engagements ASAE 3150 *Assurance Engagements on Controls* issued by the Auditing and Assurance Standards Board. That standard requires that we comply with relevant ethical requirements and plan and perform our procedures to obtain reasonable assurance about whether, in all material respects, the controls are suitably designed to achieve the control objectives and the controls operated effectively throughout the period.

An assurance engagement to report on the design and operating effectiveness of controls involves performing procedures to obtain evidence about the suitability of the design of controls to achieve the control objectives and the operating effectiveness of controls throughout the period. The procedures selected depend on our judgement, including the assessment of the risks that the controls are not suitably designed or the controls did not operate effectively.

Our procedures included obtaining an understanding of the Documented Controls and an examination, on a test basis, of evidence supporting whether the Operator complied with the Documented Controls included in the attached Controls Report during the financial year ended 30 June 2021 and that those Documented Controls met the conditions of the Instrument during that financial year.

These procedures have been undertaken to form an opinion of whether, in relation to the provision of MDA Services (as defined in the Instrument):

- (a) the Operator's internal controls and other procedures were suitably designed and operated effectively to ensure that the following have not been materially misstated:
- (i) annual investor statements or summaries, given under paragraph 912AEF(4)(a) of ASIC Instrument 2016/968 "Managed Discretionary Account Services" ("the Instrument") for the year ended 30 June 2021 ("annual investor statements");
 - (ii) information made accessible electronically under subparagraph 912AEF(2)(b) of the Instrument in respect of the year ended 30 June 2021;
- (b) the aggregate of assets, liabilities, revenue and expenses shown in the annual investor statements provided by the Operator for the year have been properly reconciled to the corresponding amounts shown in the reports prepared by the holder of any retail client's portfolio assets (or, if the holder is the retail client, by the Operator) that have been independently audited.

This report has been prepared for the Directors of the Operator to enable the Operator to meet its obligation to lodge this report with ASIC with its annual financial statements under section 989B of the Corporations Act 2001, as required by the Instrument.

We believe that the evidence we have obtained is sufficient and appropriate to provide a basis for our opinion.

Limitations of Controls

Because of the inherent limitations of any internal control structure it is possible that, even if the controls are suitably designed and operating effectively, the control objectives may not be achieved and so fraud, error, or non-compliance with laws and regulations may occur and not be detected. Further, the internal control structure, within which the Documented Measures that we have assured operate, has not been assured and no opinion is expressed as to its design or operating effectiveness.

An assurance engagement on operating effectiveness of controls is not designed to detect all instances of controls operating ineffectively as it is not performed continuously throughout the period and the tests performed are on a sample basis.

Any projection of the outcome of the evaluation of controls to future periods is subject to the risk that the controls may become inadequate because of changes in conditions, or that the degree of compliance with them may deteriorate.

Restricted Use

This report has been prepared for the Directors of the Operator, existing investors and the Australian Securities and Investments Commission. This report is prepared for the operator to meet its obligation to comply with ASIC Instrument 2016/968 "Managed Discretionary Account Services" ("the Instrument") and may not be suitable for another purpose. We disclaim any assumptions of responsibility for any reliance on this report to any person other than the addressee, existing investors and ASIC, who may rely on this report only for the purpose for which it was prepared.



Grant Thornton Audit Pty Ltd
Chartered Accountants



Grant Layland
Director – Audit & Assurance Services

Sydney, 15 September 2021