


Financial Year Summary

01 Jul 2021 - 30 Jun 2022

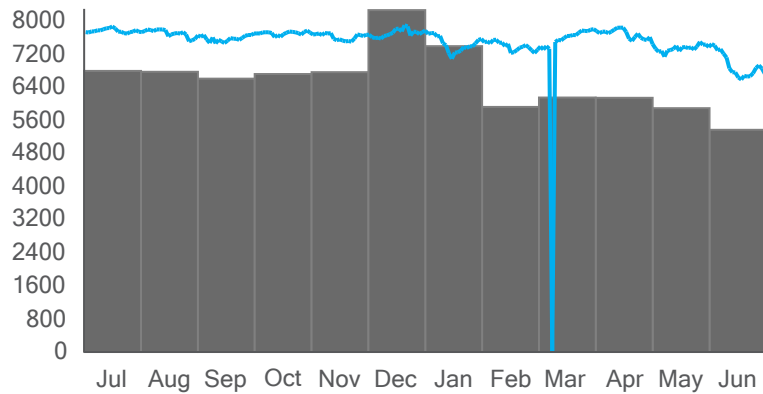
Summary Information A/C 199680	+/-	
Holdings valuation at start of period		\$237,730.00
Holdings valuation at end of period	(\$43,370.00)	\$194,360.00
Portfolio at start of period		\$237,730.00
Portfolio at end of period	(\$43,370.00)	\$194,360.00
Total portfolio value		\$194,360.00
Total brokerage		\$469.47
Information service fees		\$0.00
Estimated dividends and distributions		\$7,432.50
Estimated franking credits		\$2,880.00



2021
 Cash 0.00%
 Holdings 100.00%

ASX ALL ORDS

2022
 Cash 0.00%
 Holdings 100.00%



While every effort has been made to provide you with an accurate statement, we give no warranty of accuracy or reliability and take no responsibility for any errors or omissions including negligence by any officers, employees or agents. We encourage you to confirm the information, holdings and valuations contained herein. Information contained in the report may only relate to the period since you commenced our service.



Holdings valuation

01 Jul 2021 - 30 Jun 2022



Holdings valuation at 1 Jul 2021

\$237,730.00

Equities

ASX code	Description	Quantity	Price	Value
AST	AUSNET FPO	15,000	\$1.750	\$26,250.00
COL	COLESGROUP FPO	2,000	\$17.090	\$34,180.00
WES	WESFARMER FPO	3,000	\$59.100	\$177,300.00
Sub total				\$237,730.00

Holdings valuation at 30 Jun 2022

\$194,360.00

Equities

ASX code	Description	Quantity	Price	Value
COL	COLESGROUP FPO	2,000	\$17.810	\$35,620.00
SHL	SONIC HLTH FPO	1,000	\$33.010	\$33,010.00
WES	WESFARMER FPO	3,000	\$41.910	\$125,730.00
Sub total				\$194,360.00

While every effort has been made to provide you with an accurate statement, we give no warranty of accuracy or reliability and take no responsibility for any errors or omissions including negligence by any officers, employees or agents. We encourage you to confirm the information, holdings and valuations contained herein. Information contained in the report may only relate to the period since you commenced our service.



Holdings valuation (continued)

01 Jul 2021 - 30 Jun 2022

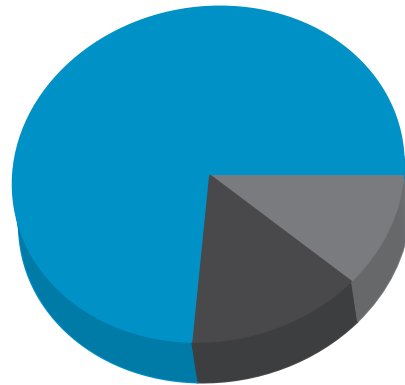


Holdings valuation at 1 Jul 2021

\$237,730.00

Holdings composition 1 Jul 2021

WES 74.58% COL 14.38% AST 11.04%

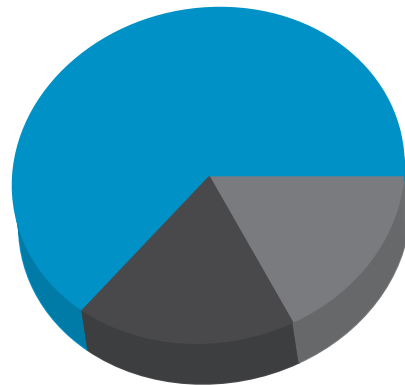


Holdings valuation at 30 Jun 2022

\$194,360.00

Holdings composition 30 Jun 2022

WES 64.69% COL 18.33% SHL 16.98%



While every effort has been made to provide you with an accurate statement, we give no warranty of accuracy or reliability and take no responsibility for any errors or omissions including negligence by any officers, employees or agents. We encourage you to confirm the information, holdings and valuations contained herein. Information contained in the report may only relate to the period since you commenced our service.



Transaction summary

01 Jul 2021 - 30 Jun 2022

Equities

AST

AUSNET SERVICES LTD ORDINARY

Date	Type	Action	Quantity	Unit price	Trade value	Brokerage	Other fees	GST	Total value
24/08/2016	Buy	B2643126	15,000	\$1.7000	\$25,500.00	\$231.82	\$0.00	\$23.18	\$25,755.00
16/02/2022	Out	Transfer	(15,000)	\$0.0000	(\$0.00)	\$0.00	\$0.00	\$0.00	(\$0.00)
Sub total			0						

SHL

SONIC HEALTHCARE ORDINARY

Date	Type	Action	Quantity	Unit price	Trade value	Brokerage	Other fees	GST	Total value
06/12/2021	Buy	B21619601	1,000	\$42.6790	\$42,679.04	\$426.79	\$0.00	\$42.68	\$43,148.51
Sub total			1,000						

Please note that the Transaction Date listed of any Off Market Transfers (Transfer) may not necessarily match the Date of Purchase listed on the Off Market transfer form.

While every effort has been made to provide you with an accurate statement, we give no warranty of accuracy or reliability and take no responsibility for any errors or omissions including negligence by any officers, employees or agents. We encourage you to confirm the information, holdings and valuations contained herein. Information contained in the report may only relate to the period since you commenced our service.

Brokerage & information services

01 Jul 2021 - 30 Jun 2022



December 2021	Amount	GST	Total
Brokerage and trail fees	\$426.79	\$42.68	\$469.47
Information services	\$0.00	\$0.00	\$0.00
	\$426.79	\$42.68	\$469.47

Brokerage total	\$426.79	\$42.68	\$469.47
Information services total	\$0.00	\$0.00	\$0.00

While every effort has been made to provide you with an accurate statement, we give no warranty of accuracy or reliability and take no responsibility for any errors or omissions including negligence by any officers, employees or agents. We encourage you to confirm the information, holdings and valuations contained herein. Information contained in the report may only relate to the period since you commenced our service.



Estimated dividends & distributions

01 Jul 2021 - 30 Jun 2022

AST AUSNET SERVICES LTD ORDINARY

Ex div. date	Payment date	Type	Div. amount	Franking %	Balance	Franking credit	Est. dividend
16/11/2021	16/12/2021	Interim	\$0.0475	0.00%	15,000	\$0.00	\$712.50
Estimated sub total						\$0.00	\$712.50

COL COLES GROUP ORDINARY

Ex div. date	Payment date	Type	Div. amount	Franking %	Balance	Franking credit	Est. dividend
26/08/2021	28/09/2021	Final	\$0.28	100.00%	2,000	\$240.00	\$560.00
03/03/2022	31/03/2022	Interim	\$0.33	100.00%	2,000	\$282.86	\$660.00
Estimated sub total						\$522.86	\$1,220.00

SHL SONIC HEALTHCARE ORDINARY

Ex div. date	Payment date	Type	Div. amount	Franking %	Balance	Franking credit	Est. dividend
08/03/2022	23/03/2022	Interim	\$0.40	100.00%	1,000	\$171.43	\$400.00
Estimated sub total						\$171.43	\$400.00

WES WESFARMERS LIMITED ORDINARY

Ex div. date	Payment date	Type	Div. amount	Franking %	Balance	Franking credit	Est. dividend
01/09/2021	07/10/2021	Final	\$0.90	100.00%	3,000	\$1,157.14	\$2,700.00
22/02/2022	30/03/2022	Interim	\$0.80	100.00%	3,000	\$1,028.57	\$2,400.00
Estimated sub total						\$2,185.71	\$5,100.00

While every effort has been made to provide you with an accurate statement, we give no warranty of accuracy or reliability and take no responsibility for any errors or omissions including negligence by any officers, employees or agents. We encourage you to confirm the information, holdings and valuations contained herein. Information contained in the report may only relate to the period since you commenced our service.

Estimated dividends & distributions (continued)

01 Jul 2021 - 30 Jun 2022



Estimated total

\$2,880.00

\$7,432.50

The information presented in this report is a general estimation and is intended as a guide for indicative purposes only. It is an extrapolation of our understanding of your holdings against publicly available dividend entitlement and payment information. It should not be considered a replacement for your own records. We encourage you to confirm the information and holdings represented here.

While every effort has been made to provide you with an accurate statement, we give no warranty of accuracy or reliability and take no responsibility for any errors or omissions including negligence by any officers, employees or agents. We encourage you to confirm the information, holdings and valuations contained herein. Information contained in the report may only relate to the period since you commenced our service.

