
Financial statements and reports for the year ended
30 June 2023

Nichols Superannuation Fund

Prepared for: Caliban Nominees Pty Ltd

Nichols Superannuation Fund

Reports Index

Trustees Declaration

Operating Statement

Statement of Financial Position

Detailed Statement of Financial Position

Notes to the Financial Statements

Members Statement

Investment Income

Investment Summary

Investment Movement

Investment Summary with Market Movement

Capital Gains Schedule

Losses Schedule

SMSF Annual Return


Nichols Superannuation Fund
Caliban Nominees Pty Ltd ACN: 630572726
Trustees Declaration

The directors of the trustee company have determined that the fund is not a reporting entity and that the special purpose financial statements should be prepared in accordance with the accounting policies described in Note 1 to the financial statements.

The directors of the trustee company declare that:

- (i) the financial statements and notes to the financial statements for the year ended 30 June 2023 present fairly, in all material respects, the financial position of the superannuation fund at 30 June 2023 and the results of its operations for the year ended on that date in accordance with the accounting policies described in Note 1 to the financial statements;
- (ii) the financial statements and notes to the financial statements have been prepared in accordance with the requirements of the trust deed; and
- (iii) the operation of the superannuation fund has been carried out in accordance with its trust deed and in compliance with the requirements of the Superannuation Industry (Supervision) Act 1993 and associated Regulations during the year ended 30 June 2023.

Signed in accordance with a resolution of the directors of the trustee company by:



.....
Roger Harry Nichols
Caliban Nominees Pty Ltd
Director



.....
Anne Shirley Nichols
Caliban Nominees Pty Ltd
Director

Dated this 05 day of Dec 2023

Nichols Superannuation Fund

Operating Statement

For the year ended 30 June 2023

	Note	2023	2022
		\$	\$
Income			
Investment Income			
Dividends Received	7	11,482	12,416
Interest Received		1,456	6
Investment Gains			
Changes in Market Values	8	11,185	(13,719)
Total Income		<u>24,123</u>	<u>(1,297)</u>
Expenses			
Accountancy Fees		1,710	1,610
Administration Costs		200	110
ATO Supervisory Levy		259	259
Auditor's Remuneration		385	375
ASIC Fees		59	56
		<u>2,613</u>	<u>2,410</u>
Member Payments			
Pensions Paid		28,860	19,898
Total Expenses		<u>31,473</u>	<u>22,308</u>
Benefits accrued as a result of operations before income tax			
		<u>(7,351)</u>	<u>(23,605)</u>
Income Tax Expense	9	(4,832)	(5,270)
Benefits accrued as a result of operations		<u>(2,519)</u>	<u>(18,335)</u>

Refer to compilation report

Nichols Superannuation Fund
Statement of Financial Position

As at 30 June 2023

	Note	2023	2022
		\$	\$
Assets			
Investments			
Shares in Listed Companies (Australian)	2	227,497	279,431
Total Investments		<u>227,497</u>	<u>279,431</u>
Other Assets			
Formation Expenses		380	380
Commonwealth - Direct Investment Account - 7632		98,544	48,690
Commonwealth - Direct Investment Account - 5556		354	354
Income Tax Refundable		4,832	5,270
Total Other Assets		<u>104,110</u>	<u>54,694</u>
Total Assets		<u>331,607</u>	<u>334,125</u>
Net assets available to pay benefits		<u>331,607</u>	<u>334,125</u>
Represented by:			
Liability for accrued benefits allocated to members' accounts			
	4, 5		
Nichols, Roger Harry - Pension (Pension)		165,412	166,954
Nichols, Anne Shirley - Pension (Pension)		166,195	167,171
Total Liability for accrued benefits allocated to members' accounts		<u>331,607</u>	<u>334,125</u>

Refer to compilation report

Nichols Superannuation Fund

Detailed Statement of Financial Position

As at 30 June 2023

	Note	2023	2022
		\$	\$
Assets			
Investments			
Shares in Listed Companies (Australian)	2		
AMP Limited		3,037	2,567
ANZPG - Cap Note Deferred Settlement - CAP NOTE 4		0	10,338
Australia And New Zealand Banking Group Limited		9,982	9,275
Australia And New Zealand Banking Group Limited.		10,195	0
BHP Group Limited		13,587	12,458
Commonwealth Bank Of Australia CBAPG		30,654	30,510
Commonwealth Bank Of Australia.		40,364	39,956
Commonwealth Bank. Nyr3qut (Cap Note 3)		0	32,987
National Australia Bank Limited		10,548	10,956
QBE Insurance Group Limited		6,879	5,334
Suncorp Group Limited		13,099	10,662
Telstra Group Limited.		23,560	21,094
Westpac Banking Corp Nyr3qut Cap Note 2		0	29,913
Westpac Banking Corporation		13,209	12,070
Westpac Banking Corporation WBCPH		30,513	30,153
Westpac Capital Notes 8		20,010	19,440
Woodside Energy Group Ltd		1,860	1,719
Total Investments		<u>227,497</u>	<u>279,432</u>
Other Assets			
Bank Accounts	3		
Commonwealth - Direct Investment Account - 5556		354	354
Commonwealth - Direct Investment Account - 7632		98,544	48,690
Formation Expenses		380	380
Income Tax Refundable		4,832	5,270
Total Other Assets		<u>104,110</u>	<u>54,694</u>
Total Assets		<u>331,607</u>	<u>334,126</u>
Net assets available to pay benefits		<u>331,607</u>	<u>334,126</u>
Represented By :			
Liability for accrued benefits allocated to members' accounts			
	4, 5		
Nichols, Roger Harry - Pension (Pension)		165,412	166,955
Nichols, Anne Shirley - Pension (Pension)		166,195	167,171

Refer to compilation report

Nichols Superannuation Fund

Detailed Statement of Financial Position

As at 30 June 2023

	Note	2023	2022
		\$	\$
Total Liability for accrued benefits allocated to members' accounts		<u>331,607</u>	<u>334,126</u>

Refer to compilation report

Nichols Superannuation Fund

Notes to the Financial Statements

For the year ended 30 June 2023

Note 1: Summary of Significant Accounting Policies

The trustees have prepared the financial statements on the basis that the superannuation fund is a non-reporting entity because there are no users dependent on general purpose financial statements. The financial statements are therefore special purpose financial statements that have been prepared in order to meet the requirements of the Superannuation Industry (Supervision) Act 1993 and associated Regulations, the trust deed of the fund and the needs of members.

The financial statements have been prepared on a cash basis and are based on historical costs, except for investments which have been measured at market value.

The following significant accounting policies, which are consistent with the policies applied in the previous period unless otherwise stated, have been adopted in the preparation of the financial statements.

The financial statements were authorised for issue by the Director(s).

a. Measurement of Investments

The fund initially recognises:

- (i) an investment when it controls the future economic benefits expected to flow from the asset. For financial assets, the trade date is considered to be the date on which control of the future economic benefits attributable to the asset passes to the fund; and
- (ii) a financial liability on the date it becomes a party to the contractual provisions of the instrument.

Investments of the fund have been measured at market value, which refers to the amount that a willing buyer could reasonably be expected to pay to acquire the asset from a willing seller if the following assumptions were made:

- that the buyer and the seller deal with each other at arm's length in relation to the sale;
- that the sale occurred after proper marketing of the asset; and
- that the buyer and the seller acted knowledgeably and prudentially in relation to the sale.

Market value has been determined as follows:

- (i) shares and other securities listed on the Australian Securities Exchange by reference to the relevant market quotations at the end of the reporting period;
- (ii) units in managed funds by reference to the unit redemption price at the end of the reporting period;
- (iii) fixed-interest securities by reference to the redemption price at the end of the reporting period;
- (iv) unlisted investments are stated at trustees' assessment based on estimated market value at balance date or where necessary, an external valuer's opinion; and
- (v) investment properties at the trustees' assessment of the market value or where necessary a qualified independent valuer's opinion at the end of reporting period.

Financial liabilities, such as trade creditors and other payables, are measured at the gross value of the outstanding balance at the end of the reporting period. The trustees have determined that the gross values of the fund's financial liabilities is equivalent to their market values. Any remeasurement changes in the gross values of non-current financial liabilities (including liabilities for members' accrued benefits) are recognised in the operating statement in the periods in which they occur.

b. Cash and Cash Equivalents

Cash and cash equivalents include cash on hand and at call, deposits with banks and short-term, highly liquid investments that are readily convertible to cash and subject to an insignificant risk of change in value.

c. Revenue

Revenue is recognised at the fair value of the consideration received or receivable.

Interest revenue

Interest revenue is recognised in respect of fixed-interest securities, and cash and cash equivalent balances. Interest revenue is recognised upon receipt.

Nichols Superannuation Fund

Notes to the Financial Statements

For the year ended 30 June 2023

Dividend revenue

Dividend revenue is recognised when the dividend has been paid or, in the case of dividend reinvestment schemes, when the dividend is credited to the benefit of the fund.

Rental revenue

Rental revenue arising from operating leases on investment properties is recognised upon receipt.

Distribution revenue

Distributions from unit trusts and managed funds are recognised as at the date the unit value is quoted ex-distribution and if not received at the end of the reporting period, are reflected in the statement of financial position as a receivable at market value.

Remeasurement changes in market values

Remeasurement changes in the market values of assets are recognised as income and determined as the difference between the market value at year-end or consideration received (if sold during the year) and the market value as at the prior year-end or cost (if acquired during the period).

d. Liability for Accrued Benefits

The liability for accrued benefits represents the fund's present obligation to pay benefits to members and beneficiaries, and has been calculated as the difference between the carrying amount of the assets and the carrying amount of the other payables and income tax liabilities as at the end of the reporting period.

e. Critical Accounting Estimates and Judgements

The preparation of financial statements requires the trustees to make judgements, estimates and assumptions that affect the application of accounting policies and the reported amounts of assets and liabilities, income and expenses. Actual results may differ from these estimates.

Estimates and underlying assumptions are reviewed on an ongoing basis. Revisions to accounting estimates are recognised in the period in which the estimate is revised and in any future period affected.

Note 2: Shares in Listed Companies (Australian)

	2023 \$	2022 \$
AMP Limited	3,037	2,567
Australia And New Zealand Banking Group Limited.	10,195	0
Australia And New Zealand Banking Group Limited	9,982	9,275
ANZPG - Cap Note Deferred Settlement - CAP NOTE 4	0	10,338
BHP Group Limited	13,587	12,458
Commonwealth Bank. Nyr3qut (Cap Note 3	0	32,987
Commonwealth Bank Of Australia CBAPG	30,654	30,510
Commonwealth Bank Of Australia.	40,364	39,956
National Australia Bank Limited	10,548	10,956
QBE Insurance Group Limited	6,879	5,334

Refer to compilation report

Nichols Superannuation Fund

Notes to the Financial Statements

For the year ended 30 June 2023

Suncorp Group Limited	13,099	10,662
Telstra Group Limited.	23,560	21,094
Westpac Banking Corporation	13,209	12,070
Westpac Banking Corp Nyr3qut Cap Note 2	0	29,913
Westpac Banking Corporation WBCPH	30,513	30,153
Westpac Capital Notes 8	20,010	19,440
Woodside Energy Group Ltd	1,860	1,719
	<u>227,497</u>	<u>279,432</u>

Note 4: Liability for Accrued Benefits

	2023 \$	2022 \$
Liability for accrued benefits at beginning of year	334,126	364,707
Benefits accrued as a result of operations	(2,520)	(18,335)
Current year member movements	0	(12,246)
Liability for accrued benefits at end of year	<u>331,607</u>	<u>334,126</u>

Note 5: Vested Benefits

Vested benefits are benefits that are not conditional upon continued membership of the fund (or any factor other than resignation from the plan) and include benefits which members were entitled to receive had they terminated their fund membership as at the end of the reporting period.

	2023 \$	2022 \$
Vested Benefits	<u>331,607</u>	<u>334,126</u>

Note 6: Guaranteed Benefits

No guarantees have been made in respect of any part of the liability for accrued benefits.

Note 7: Dividends

	2023 \$	2022 \$
AMP Limited	67	0

Nichols Superannuation Fund

Notes to the Financial Statements

For the year ended 30 June 2023

ANZPG - Cap Note Deferred Settlement - CAP NOTE 4	247	333
Australia And New Zealand Banking Group Limited	615	598
Australia And New Zealand Banking Group Limited.	284	0
Australia and New Zealand Banking Group Limited - Cap Note 2	0	509
BHP Group Limited	1,182	3,055
CBAPF - PERLS IX	0	327
Commonwealth Bank Of Australia CBAPG	1,306	727
Commonwealth Bank Of Australia.	1,629	858
Commonwealth Bank. Nyr3qut (Cap Note 3	582	661
National Australia Bank Limited	604	508
QBE Insurance Group Limited	171	132
Suncorp Group Limited	486	689
Sunpf - Cap Notes-Bbsw + 4.10% Perp Non-Cum T-06-22	0	583
Telstra Group Limited.	931	877
Westpac Banking Corp Def Set - Cap Note 4	0	145
Westpac Banking Corp Nyr3qut Cap Note 2	254	656
Westpac Banking Corporation	829	749
Westpac Banking Corporation WBCPH	1,279	688
Westpac Capital Notes 8	811	320
Woodside Energy Group Ltd	203	0
	11,480	12,415

Note 8: Changes in Market Values Unrealised Movements in Market Value

	2023 \$	2022 \$
Shares in Listed Companies (Australian)		
AMP Limited	470	(457)
ANZPG - Cap Note Deferred Settlement - CAP NOTE 4	(338)	(357)
Australia And New Zealand Banking Group Limited	826	(2,577)
Australia And New Zealand Banking Group Limited.	195	0
Australia and New Zealand Banking Group Limited - Cap Note 2	0	(891)
BHP Group Limited	1,129	(2,211)
CBAPF - PERLS IX	0	(300)

Refer to compilation report

Nichols Superannuation Fund

Notes to the Financial Statements

For the year ended 30 June 2023

Commonwealth Bank Of Australia CBAPG	144	(690)
Commonwealth Bank Of Australia.	408	(972)
Commonwealth Bank. Nyr3qut (Cap Note 3	14	(459)
National Australia Bank Limited	(408)	468
QBE Insurance Group Limited	1,545	597
Suncorp Group Limited	2,437	(126)
Sunpf - Cap Notes-Bbsw + 4.10% Perp Non-Cum T-06-22	0	(498)
Telstra Group Limited.	2,466	493
Westpac Banking Corp Def Set - Cap Note 4	0	(390)
Westpac Banking Corp Nyr3qut Cap Note 2	87	(573)
Westpac Banking Corporation	1,139	(3,906)
Westpac Banking Corporation WBCPH	360	(831)
Westpac Capital Notes 8	570	(560)
Woodside Energy Group Ltd	140	112
	11,186	(14,126)
Total Unrealised Movement	11,186	(14,126)
Realised Movements in Market Value		
	2023	2022
	\$	\$
Shares in Listed Companies (Australian)		
Australia and New Zealand Banking Group Limited - Cap Note 2	0	407
Commonwealth Bank. Nyr3qut (Cap Note 3	(1)	0
	(1)	407
Total Realised Movement	(1)	407
Changes in Market Values	11,185	(13,719)
Note 9: Income Tax Expense		
The components of tax expense comprise	2023	2022
	\$	\$
Current Tax	(4,832)	(5,270)

Nichols Superannuation Fund

Notes to the Financial Statements

For the year ended 30 June 2023

Income Tax Expense	(4,832)	(5,270)
--------------------	---------	---------

The prima facie tax on benefits accrued before income tax is reconciled to the income tax as follows:

Prima facie tax payable on benefits accrued before income tax at 15%	(1,103)	(3,541)
--	---------	---------

Less:

Tax effect of:

Increase in MV of Investments	1,678	0
Exempt Pension Income	2,665	2,654
Realised Accounting Capital Gains	0	61

Add:

Tax effect of:

Decrease in MV of Investments	0	2,119
SMSF Non-Deductible Expenses	392	362
Pension Payments	4,329	2,985
Franking Credits	725	791
Rounding	0	(1)

Less credits:

Franking Credits	4,832	5,270
------------------	-------	-------

Current Tax or Refund	(4,832)	(5,270)
-----------------------	---------	---------

Nichols Superannuation Fund

Members Statement

Roger Harry Nichols
 Lady Brand Village 21 Forrest Way
 Greenfields, Western Australia, 6210, Australia

Your Details

Date of Birth : Provided
 Age: 78
 Tax File Number: Provided
 Date Joined Fund: 01/04/2008
 Service Period Start Date: 03/11/1997
 Date Left Fund:
 Member Code: NICROG00001P
 Account Start Date: 01/04/2008
 Account Phase: Retirement Phase
 Account Description: Pension

Nominated Beneficiaries: N/A
 Nomination Type: N/A
 Vested Benefits: 165,412
 Total Death Benefit: 165,412
 Current Salary: 0
 Previous Salary: 0
 Disability Benefit: 0

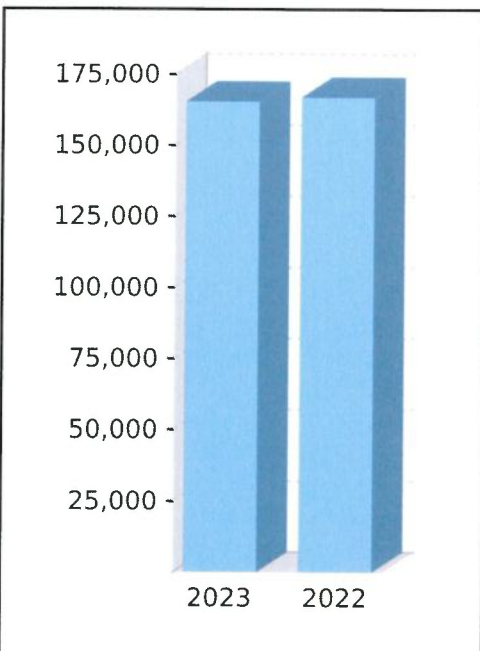
Your Balance

Total Benefits 165,412

Preservation Components
 Preserved
 Unrestricted Non Preserved 165,412
 Restricted Non Preserved

Tax Components
 Tax Free (100.00%) 165,412
 Taxable

Investment Earnings Rate 8%



Your Detailed Account Summary

	This Year	Last Year
Opening balance at 01/07/2022	166,955	188,547
<u>Increases to Member account during the period</u>		
Employer Contributions		
Personal Contributions (Concessional)		
Personal Contributions (Non Concessional)		
Government Co-Contributions		
Other Contributions		
Proceeds of Insurance Policies		
Transfers In		
Net Earnings	13,257	802
Internal Transfer In		
<u>Decreases to Member account during the period</u>		
Pensions Paid	14,800	10,148
Contributions Tax		
Income Tax		
No TFN Excess Contributions Tax		
Excess Contributions Tax		
Refund Excess Contributions		
Division 293 Tax		
Insurance Policy Premiums Paid		
Management Fees		
Member Expenses		
Benefits Paid/Transfers Out		12,246
Superannuation Surcharge Tax		
Internal Transfer Out		
Closing balance at 30/06/2023	165,412	166,955


Nichols Superannuation Fund

Members Statement

Trustee's Disclaimer

This statement has been prepared by the Trustee for the member whose name appears at the top of this statement. Every effort has been made by the Trustee to ensure the accuracy and completeness of this Statement. The Trustee does not accept any liability for any error, omission or misprint. All amounts shown in relation to benefits do not take into account any amounts which may be withheld to satisfy the requirements imposed by the Income Tax Assessment Act 1936.

Signed by all the trustees of the fund



Roger Harry Nichols
Director



Anne Shirley Nichols
Director

Nichols Superannuation Fund

Members Statement

Anne Shirley Nichols
 Lady Brand Village 21 Forrest Way
 GreenFields, Western Australia, 6210, Australia

Your Details

Date of Birth : Provided
 Age: 75
 Tax File Number: Provided
 Date Joined Fund: 01/04/2008
 Service Period Start Date: 03/11/1997
 Date Left Fund:
 Member Code: NICANN00001P
 Account Start Date: 01/04/2008
 Account Phase: Retirement Phase
 Account Description: Pension

Nominated Beneficiaries: N/A
 Nomination Type: N/A
 Vested Benefits: 166,195
 Total Death Benefit: 166,195
 Current Salary: 0
 Previous Salary: 0
 Disability Benefit: 0

Your Balance

Total Benefits 166,195

Preservation Components

Preserved

Unrestricted Non Preserved 166,195

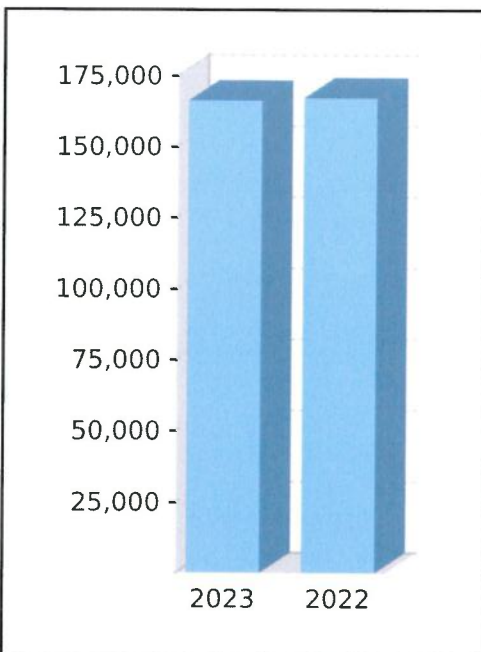
Restricted Non Preserved

Tax Components

Tax Free (100.00%) 166,195

Taxable

Investment Earnings Rate 8%



Your Detailed Account Summary

	This Year	Last Year
Opening balance at 01/07/2022	167,171	176,160
<u>Increases to Member account during the period</u>		
Employer Contributions		
Personal Contributions (Concessional)		
Personal Contributions (Non Concessional)		
Government Co-Contributions		
Other Contributions		
Proceeds of Insurance Policies		
Transfers In		
Net Earnings	13,084	762
Internal Transfer In		
<u>Decreases to Member account during the period</u>		
Pensions Paid	14,060	9,750
Contributions Tax		
Income Tax		
No TFN Excess Contributions Tax		
Excess Contributions Tax		
Refund Excess Contributions		
Division 293 Tax		
Insurance Policy Premiums Paid		
Management Fees		
Member Expenses		
Benefits Paid/Transfers Out		
Superannuation Surcharge Tax		
Internal Transfer Out		
Closing balance at 30/06/2023	166,195	167,172


Nichols Superannuation Fund

Members Statement

Trustee's Disclaimer

This statement has been prepared by the Trustee for the member whose name appears at the top of this statement. Every effort has been made by the Trustee to ensure the accuracy and completeness of this Statement. The Trustee does not accept any liability for any error, omission or misprint. All amounts shown in relation to benefits do not take into account any amounts which may be withheld to satisfy the requirements imposed by the Income Tax Assessment Act 1936.

Signed by all the trustees of the fund



Roger Harry Nichols
Director



Anne Shirley Nichols
Director

Nichols Superannuation Fund Investment Income Report

As at 30 June 2023

Investment	Total Income	Franked	Unfranked	Interest/ Other	Franking Credits	Foreign Income	Foreign Credits * 1	Assessable Income (Excl. Capital Gains) * 2	TFN Credits	Other Deductions	Distributed Capital Gains	Non- Assessable Payments
Bank Accounts												
Commonwealth - Direct Investment Account - 5556	0.31			0.31	0.00	0.00	0.00	0.31			0.00	0.00
Commonwealth - Direct Investment Account - 7632	1,455.21			1,455.21	0.00	0.00	0.00	1,455.21			0.00	0.00
	1,455.52			1,455.52	0.00	0.00	0.00	1,455.52			0.00	0.00
Shares in Listed Companies (Australian)												
AMP.AX AMP Limited	67.20	13.44	53.76		5.76			72.96		0.00		
ANZPG.AX ANZPG - Cap Note Deferred Settlement - CAP NOTE 4	247.49	247.49	0.00		106.06			353.55		0.00		
ANZ.AX Australia And New Zealand Banking Group Limited	614.66	614.66	0.00		263.43			878.09		0.00		
AN3PG.AX Australia And New Zealand Banking Group Limited.	284.49	284.49	0.00		121.92			406.41		0.00		
BHP.AX BHP Group Limited	1,182.48	1,182.48	0.00		506.77			1,689.25		0.00		
CBAPG.AX Commonwealth Bank Of Australia CBAPG	1,306.08	1,306.08	0.00		559.75			1,865.83		0.00		
CBAPL.AX Commonwealth Bank Of Australia.	1,629.40	1,629.40	0.00		698.31			2,327.71		0.00		
CBAPD.AX Commonwealth Bank. Nyr3qut (Cap Note 3)	582.16	582.16	0.00		249.50			831.66		0.00		
NAB.AX National Australia Bank Limited	604.00	604.00	0.00		258.85			862.85		0.00		
QBE.AX QBE Insurance Group Limited	171.21	17.12	154.09		7.33			178.54		0.00		
SUN.AX Suncorp Group Limited	485.50	485.50	0.00		208.07			693.57		0.00		
TLS.AX Telstra Group Limited.	931.42	931.42	0.00		399.18			1,330.60		0.00		
WBCPE.AX Westpac Banking Corp Nyr3qut Cap Note 2	253.59	253.59	0.00		108.68			362.27		0.00		
WBC.AX Westpac Banking Corporation	829.46	829.46	0.00		355.48			1,184.94		0.00		
WBCPH.AX Westpac Banking Corporation WBCPH	1,278.63	1,278.63	0.00		547.98			1,826.61		0.00		
77600/WBCP Westpac Capital Notes 8 K.AX	811.12	811.12			347.62			1,158.74		0.00		
WDS.AX Woodside Energy Group Ltd	202.71	202.71	0.00		86.88			289.59		0.00		
	11,481.60	11,273.75	207.85		4,831.57			16,313.17		0.00		

Nichols Superannuation Fund
Investment Income Report

As at 30 June 2023

Investment	Total Income	Franked	Unfranked	Interest/ Other	Franking Credits	Foreign Income	Foreign Credits * 1	Assessable Income			Distributed Capital Gains	Non- Assessable Payments
								(Excl. Capital Gains) * 2	TFN Credits	Other Deductions		
	12,937.12	11,273.75	207.85	1,455.52	4,831.57	0.00	0.00	17,768.69	0.00	0.00	0.00	0.00

Assessable Income (Excl. Capital Gains) **17,768.69**
 Net Capital Gain **0.00**

Total Assessable Income 17,768.69

* 1 Includes foreign credits from foreign capital gains.

* 2 Assessable Income in the SMSF Annual Return will be different as capital gains and losses from disposals of assets have not been included.
 For a breakdown of Distributed Capital Gains and Non-Assessable Payments refer to Distributions Reconciliation Report.

Nichols Superannuation Fund Investment Summary Report

As at 30 June 2023

Investment	Units	Market Price	Market Value	Average Cost	Accounting Cost	Unrealised Gain/(Loss)	Gain/(Loss)%	Portfolio Weight%
Cash/Bank Accounts								
Commonwealth - Direct Investment Account - 5556		354.200000	354.20	354.20	354.20			0.11 %
Commonwealth - Direct Investment Account - 7632		98,543.600000	98,543.60	98,543.60	98,543.60			30.19 %
			98,897.80		98,897.80			30.30 %
Shares in Listed Companies (Australian)								
AMP.AX AMP Limited	2,688.00	1.130000	3,037.44	4.83	12,989.16	(9,951.72)	(76.62) %	0.93 %
ANZ.AX Australia And New Zealand Banking Group Limited	421.00	23.710000	9,981.91	21.12	8,891.83	1,090.08	12.26 %	3.06 %
AN3PG.AX Australia And New Zealand Banking Group Limited.	100.00	101.950000	10,195.00	100.00	10,000.00	195.00	1.95 %	3.12 %
BHP.AX BHP Group Limited	302.00	44.990000	13,586.98	30.83	9,311.52	4,275.46	45.92 %	4.16 %
CBAPG.AX Commonwealth Bank Of Australia CBAPG	300.00	102.180000	30,654.00	100.00	30,000.00	654.00	2.18 %	9.39 %
CBAPI.AX Commonwealth Bank Of Australia.	400.00	100.910000	40,364.00	100.00	40,000.00	364.00	0.91 %	12.37 %
NAB.AX National Australia Bank Limited	400.00	26.370000	10,548.00	33.23	13,293.95	(2,745.95)	(20.66) %	3.23 %
QBE.AX QBE Insurance Group Limited	439.00	15.670000	6,879.13	22.84	10,024.64	(3,145.51)	(31.38) %	2.11 %
SUN.AX Suncorp Group Limited	971.00	13.490000	13,098.79	12.33	11,969.95	1,128.84	9.43 %	4.01 %
TLS.AX Telstra Group Limited.	5,479.00	4.300000	23,559.70	3.66	20,031.35	3,528.35	17.61 %	7.22 %
WBC.AX Westpac Banking Corporation	619.00	21.340000	13,209.46	15.46	9,568.44	3,641.02	38.05 %	4.05 %
WBCPH.AX Westpac Banking Corporation WBCPH	300.00	101.710000	30,513.00	100.00	30,000.00	513.00	1.71 %	9.35 %
77600/WBCP K.AX Westpac Capital Notes 8	200.00	100.050000	20,010.00	100.00	20,000.00	10.00	0.05 %	6.13 %
WDS.AX Woodside Energy Group Ltd	54.00	34.440000	1,859.76	29.76	1,607.04	252.72	15.73 %	0.57 %
			227,497.17		227,687.88	(190.71)	(0.08) %	69.70 %
			326,394.97		326,585.68	(190.71)	(0.06) %	100.00 %

Nichols Superannuation Fund Investment Movement Report

As at 30 June 2023

Investment	Opening Balance		Additions		Disposals		Closing Balance		
	Units	Cost	Units	Cost	Units	Cost	Units	Cost	
Bank Accounts									
Commonwealth - Direct Investment Account - 5556		353.89		0.31				354.20	354.20
Commonwealth - Direct Investment Account - 7632		48,690.42		81,067.18		(31,214.00)		98,543.60	98,543.60
		49,044.31		81,067.49		(31,214.00)		98,897.80	98,897.80
Shares in Listed Companies (Australian)									
AMP.AX - AMP Limited	2,688.00	12,989.16					2,688.00	12,989.16	3,037.44
ANZPG.AX - ANZPG - Cap Note Deferred Settlement - CAP NOTE 4	100.00	10,000.00			(100.00)	(10,000.00)		0.00	
ANZ.AX - Australia And New Zealand Banking Group Limited	421.00	9,010.73				(118.90)	421.00	8,891.83	9,981.91
AN3PG.AX - Australia And New Zealand Banking Group Limited.			100.00	10,000.00			100.00	10,000.00	10,195.00
BHP.AX - BHP Group Limited	302.00	9,311.52					302.00	9,311.52	13,586.98
CBAPG.AX - Commonwealth Bank Of Australia CBAPG	300.00	30,000.00					300.00	30,000.00	30,654.00
CBAPL.AX - Commonwealth Bank Of Australia.	400.00	40,000.00					400.00	40,000.00	40,364.00
CBAPD.AX - Commonwealth Bank. Nyr3qut (Cap Note 3					(330.00)	(33,001.20)		(1.20)	
NAB.AX - National Australia Bank Limited								0.00	

Nichols Superannuation Fund

Investment Movement Report

As at 30 June 2023

Investment	Opening Balance		Additions		Disposals		Closing Balance	
	Units	Cost	Units	Cost	Units	Cost	Units	Cost
	400.00	13,293.95					400.00	13,293.95
QBE.AX - QBE Insurance Group Limited	439.00	10,024.64					439.00	10,024.64
SUN.AX - Suncorp Group Limited	971.00	11,969.95					971.00	11,969.95
TLS.AX - Telstra Group Limited.	5,479.00	20,031.35					5,479.00	20,031.35
WBCPE.AX - Westpac Banking Corp Nyr3qut Cap Note 2	300.00	30,000.00			(300.00)	(30,000.00)		0.00
WBC.AX - Westpac Banking Corporation	619.00	9,568.44					619.00	9,568.44
WBCPH.AX - Westpac Banking Corporation WBCPH	300.00	30,000.00					300.00	30,000.00
WBCPK.AX - Westpac Capital Notes 8	200.00	20,000.00					200.00	20,000.00
WDS.AX - Woodside Energy Group Ltd	54.00	1,607.04					54.00	1,607.04
		290,807.98		10,000.00		(73,120.10)		227,687.88
		339,852.29		91,067.49		(104,334.10)		326,585.68
								227,497.17
								326,394.97

Nichols Superannuation Fund

Investment Summary with Market Movement

As at 30 June 2023

Investment	Units	Market Price	Market Value	Average Cost	Accounting Cost	Overall	Unrealised Current Year	Realised Movement
Cash/Bank Accounts								
Commonwealth - Direct Investment Account - 5556		354.200000	354.20	354.20	354.20			
Commonwealth - Direct Investment Account - 7632		98,543.600000	98,543.60	98,543.60	98,543.60			
			98,897.80		98,897.80			
Shares in Listed Companies (Australian)								
AMP.AX AMP Limited	2,688.00	1.130000	3,037.44	4.83	12,989.16	(9,951.72)	470.40	0.00
ANZPG.AX ANZPG - Cap Note Deferred Settlement - CAP NOTE 4	0.00	104.250000	0.00	0.00	0.00	0.00	(338.00)	0.00
ANZ.AX Australia And New Zealand Banking Group Limited	421.00	23.710000	9,981.91	21.12	8,891.83	1,090.08	826.18	0.00
AN3PG.AX Australia And New Zealand Banking Group Limited.	100.00	101.950000	10,195.00	100.00	10,000.00	195.00	195.00	0.00
BHP.AX BHP Group Limited	302.00	44.990000	13,586.98	30.83	9,311.52	4,275.46	1,129.48	0.00
CBAPG.AX Commonwealth Bank Of Australia CBAPG	300.00	102.180000	30,654.00	100.00	30,000.00	654.00	144.00	0.00
CBAPL.AX Commonwealth Bank Of Australia.	400.00	100.910000	40,364.00	100.00	40,000.00	364.00	408.00	0.00
CBAPD.AX Commonwealth Bank. Nyr3qut (Cap Note 3	0.00	100.200000	0.00	0.00	0.00	0.00	14.40	(1.20)
NAB.AX National Australia Bank Limited	400.00	26.370000	10,548.00	33.23	13,293.95	(2,745.95)	(408.00)	0.00
QBE.AX QBE Insurance Group Limited	439.00	15.670000	6,879.13	22.84	10,024.64	(3,145.51)	1,545.28	0.00
SUN.AX Suncorp Group Limited	971.00	13.490000	13,098.79	12.33	11,969.95	1,128.84	2,437.21	0.00
TLS.AX Telstra Group Limited.	5,479.00	4.300000	23,559.70	3.66	20,031.35	3,528.35	2,465.55	0.00
WBCPE.AX Westpac Banking Corp Nyr3qut Cap Note 2	0.00	100.100000	0.00	0.00	0.00	0.00	87.00	0.00
WBC.AX Westpac Banking Corporation	619.00	21.340000	13,209.46	15.46	9,568.44	3,641.02	1,138.96	0.00
WBCPH.AX Westpac Banking Corporation WBCPH	300.00	101.710000	30,513.00	100.00	30,000.00	513.00	360.00	0.00
77600/WBCP Westpac Capital Notes 8 K.AX	200.00	100.050000	20,010.00	100.00	20,000.00	10.00	570.00	0.00
WDS.AX Woodside Energy Group Ltd	54.00	34.440000	1,859.76	29.76	1,607.04	252.72	140.40	0.00
			227,497.17		227,687.88	(190.71)	11,185.86	(1.20)
			326,394.97		326,585.68	(190.71)	11,185.86	(1.20)