

**Carldean Holdings Pty Ltd Superannuation  
Fund**

**A.B.N. 30 836 345 377**

**FINANCIAL STATEMENTS**

**FOR THE YEAR ENDED 30 JUNE 2022**

# Operating Statement

For the year ended 30 June 2022

	Note	2022 \$	2021 \$
<b>REVENUE</b>			
<b>Investment Revenue</b>			
Australian Listed Shares	3	20,035	13,821
Australian Listed Unit Trust	4	117	57
Property - Commercial	5	782	30,338
		<b>20,934</b>	<b>44,216</b>
<b>Contribution Revenue</b>			
Self-Employed Non-Concessional Contributions		5,000	-
Employer Concessional Contributions		6,278	3,225
Self-Employed Concessional Contributions		5,000	-
		<b>16,278</b>	<b>3,225</b>
<b>Other Revenue</b>			
Term Deposits	2	496	-
Cash at Bank	6	28	157
Market Movement Non-Realised	7	(32,693)	87,834
Market Movement Realised	8	1,280	98,416
		<b>(30,889)</b>	<b>186,407</b>
<b>Total Revenue</b>		<b>6,323</b>	<b>233,848</b>
<b>EXPENSES</b>			
<b>General Expense</b>			
Fund Administration Expenses	9	3,828	3,630
Property / Real Estate Expenses - Commercial 1	10	-	4,844
Depreciation Expense	11	-	217
Fund Lodgement Expenses	12	259	259
		<b>4,087</b>	<b>8,950</b>
<b>BENEFITS ACCRUED AS A RESULT OF OPERATIONS BEFORE INCOME TAX</b>		<b>2,236</b>	<b>224,898</b>
<b>Tax Expense</b>			
Fund Tax Expenses	13	(3,017)	27,723
		<b>(3,017)</b>	<b>27,723</b>
<b>BENEFITS ACCRUED AS A RESULT OF OPERATIONS</b>		<b>5,253</b>	<b>197,175</b>

This Statement is to be read in conjunction with the notes to the Financial Statements

## Statement of Financial Position

As at 30 June 2022

	Note	2022 \$	2021 \$
<b>INVESTMENTS</b>			
Australian Listed Shares	15	288,461	298,305
Australian Unlisted Shares	16	10,000	2,811
Australian Listed Unit Trust	17	2,121	2,244
		<b>300,582</b>	<b>303,360</b>
<b>OTHER ASSETS</b>			
Term Deposits	14	300,496	-
Other Assets	18	835	835
Cash at Bank	19	695,248	1,018,457
		<b>996,579</b>	<b>1,019,292</b>
<b>TOTAL ASSETS</b>		<b>1,297,161</b>	<b>1,322,652</b>
<b>LIABILITIES</b>			
Provisions for Tax - Fund	20	(16,887)	27,717
Financial Position Rounding		1	-
Sundry Creditors	21	13,860	-
		<b>(3,026)</b>	<b>27,717</b>
<b>TOTAL LIABILITIES</b>		<b>(3,026)</b>	<b>27,717</b>
<b>NET ASSETS AVAILABLE TO PAY BENEFITS</b>		<b>1,300,187</b>	<b>1,294,935</b>
<b>REPRESENTED BY: LIABILITY FOR MEMBERS' BENEFITS</b>			
Allocated to Members' Accounts	22	1,300,187	1,294,935
		<b>1,300,187</b>	<b>1,294,935</b>

This Statement is to be read in conjunction with the notes to the Financial Statements

## Notes to the Financial Statements

For the year ended 30 June 2022

---

### Note 1: Summary of Significant Accounting Policies

---

The financial statements are special purpose financial statements that have been prepared in order to meet the requirements of the Superannuation Industry (Supervision) Act 1993 and accompanying Regulations, the trust deed of the fund and the needs of members.

The financial statements have also been prepared on a cash basis unless otherwise stated and are based on historical costs, except for investments, which have been measured at market values.

The following significant accounting policies, which are consistent with the policies applied in the previous period unless otherwise stated, have been adopted in the preparation of the financial statements.

#### a. Measurement of Investments

The fund initially recognises:

- i. an investment when it controls the future economic benefits expected to flow from the asset. For financial assets, the trade date is considered the date on which control of the future economic benefits attributable to the asset passes to the fund; and
- ii. a financial liability on the date it becomes a party to the contractual provisions of the instrument.

Investments of the fund have been measured at their market values, which is the amount that a willing buyer of the asset could reasonably be expected to pay to acquire the asset from a willing seller if the following assumptions were made:

- that the buyer and seller deal with each other at arm's length in relation to the sale;
- that the sale occurred after proper marketing of the asset; and
- that the buyer and the seller acted knowledgeably and prudentially in relation to the sale.

Market values have been determined as follows:

- i. shares and other securities listed on the Australian Securities Exchange by reference to the relevant market quotations at the end of the reporting period;
- ii. units in managed funds by reference to the unit redemption price at the end of the reporting period;
- iii. fixed interest securities by reference to the redemption price at the end of the reporting period; and
- iv. investment properties at trustees' assessment of their realisable value.

Financial liabilities, such as trade creditors and other payables, are measured at the gross value of the outstanding balance at the reporting date. The trustees have determined that the gross values of the fund's financial liabilities are equivalent to their market values. Any remeasurement changes in the gross values of non-current financial liabilities (including liabilities for members accrued benefits) are recognised in the operating statement in the periods in which they occur.

#### b. Cash and Cash Equivalents

Cash and cash equivalents include cash on hand and at call, deposits with banks and short-term, highly liquid investments that are readily convertible to cash and are subject to an insignificant risk of change in value.

#### c. Revenue

Revenue is recognised at the market value of the consideration received or receivable.

Interest revenue

## Notes to the Financial Statements

For the year ended 30 June 2022

---

Interest revenue is recognised in respect of fixed-interest securities, and cash and cash equivalent balances. Interest revenue is recognised upon receipt.

### Dividend revenue

Dividend revenue is recognised when the dividend has been paid or, in the case of dividend reinvestment schemes, when the dividend is credited to the benefit of the fund.

### Rental revenue

Rental revenue arising from operating leases on investment properties is recognised upon receipt.

### Distribution revenue

Distributions from trusts are recognised as at the date the unit value is quoted ex-distributions and if not received at the end of the reporting period, are reflected in the statement of financial position as a receivable.

### Contributions and Transfers

Contributions received and transfers in are recognised when the control and the benefits from the revenue is transferred to the fund. Contributions and transfers in are recognised gross of any taxes.

### Remeasurement changes in market values

Remeasurement changes in the market values of assets are recognised as income and are determined as the difference between the market value at year-end or consideration received (if sold during the year) and the market value as at the prior year-end or cost (if the investment was acquired during the period).

### d. Expenses

Expense are recognised and reflected in the operating statement when they are incurred.

### e. Benefits Paid

Benefits are recognised when a valid withdrawal notice is received and approved by the trustee(s) in accordance with the fund's Trust Deed.

### f. Liability for Accrued Benefits

The liability for accrued benefits represents the fund's present obligation to pay benefits to members and beneficiaries and has been calculated as the difference between the carrying amount of the assets and the carrying amount of the other payables and income tax liabilities as at the end of the reporting period.

### g. Income Tax

The income tax expense (revenue) for the year comprises current income tax expense (revenue) and deferred income tax expense (revenue).

Current income tax expense charged to the profit or loss is the tax payable (refundable) on taxable income. Current tax liabilities (assets) are therefore measured at the amounts expected to be paid to (refunded from) the relevant taxation authority.

Deferred income tax expense reflects movements in deferred tax liability balances during the year as well as unused tax losses.

Except for business combinations, no deferred income tax is recognised from the initial recognition of an asset or liability where there is no effect on accounting or taxable profit or loss.

## Notes to the Financial Statements

For the year ended 30 June 2022

---

Deferred tax assets and liabilities are calculated at the tax rates that are expected to apply to the period when the asset is realised or the liability is settled and their measurement also reflects the manner in which the trustees expect to recover or settle the carrying amount of the related asset or liability.

Deferred tax assets relating to temporary differences and unused tax losses are recognised only to the extent that it is probable that future taxable profit will be available against which the benefits of the deferred tax asset can be utilised.

Current tax assets and liabilities are offset where a legally enforceable right of set-off exists and it is intended that net settlement or simultaneous realisation and settlement of the respective asset and liability will occur. Deferred tax assets and liabilities are offset where:

(a) a legally enforceable right of set-off exists; and

(b) the deferred tax assets and liabilities relate to income taxes levied by the same taxation authority on either the same taxable entity or different taxable entities, where it is intended that net settlement or simultaneous realisation and settlement of the respective asset and liability will occur in future periods in which significant amounts of deferred tax assets or liabilities are expected to be recovered or settled.

The rate of tax used to determine income tax expense (revenue) and current tax liabilities (assets) is 15%, the applicable rate for a complying superannuation fund. This rate is applied to taxable income, after any claim for exempt current pension income, where applicable. The top personal marginal tax rate is applied to a non-complying superannuation fund and to non-arm's length income (NALI).

### h. Goods and Services Tax (GST)

Revenues, expenses and assets are recognised net of the amount of GST, except where the amount of GST incurred is not recoverable from the Australian Taxation Office (ATO).

The net amount of GST recoverable from, or payable to, the ATO is included with other receivables or other payables in the statement of financial position.

### i. Critical Accounting Estimates and Judgments

The preparation of financial statements requires the trustees to make judgments, estimates and assumptions that affect the application of accounting policies and the reported amounts of assets and liabilities, income and expenses. Actual results may differ from these estimates.

Estimates and underlying assumptions are reviewed on an ongoing basis. Revisions to accounting estimates are recognised in the period in which the estimate is revised and in any future period affected.

### j. Events Subsequent to Balance Date

The superannuation fund is an Accumulation fund and consequently any reduction or increment in market value of the fund is a reduction in member benefits. Any significant movement in the market value of investments after balance date has not been brought to account. Investments are in principle held for the long term and it is not appropriate to bring any subsequent reduction or increment in market values to account as at year end. Net movement in market values subsequent to balance date will be recognised in the next financial year.

In March 2020, the WHO classified the COVID-19 outbreak as a pandemic, based on the rapid increase in exposure globally. The full impact of the COVID-19 outbreak continues to evolve as of the date of this report. As such, it is uncertain as to the impact this will have on the superannuation fund.

# Notes to the Financial Statements

For the year ended 30 June 2022

	2022 \$	2021 \$
<b>Note 2: Term Deposits</b>		
Term Deposits Account 1	496	-
	<b>496</b>	<b>-</b>
<b>Note 3: Australian Listed Shares</b>		
ARGO Investments - Dividends	96	-
BHP Billiton Limited - Dividends	3,046	1,228
Colesgroup Ordinary Fully Paid Deferred Settlement	217	214
Commonwealth Bank. - Dividends	2,865	1,834
Endeavour Group Limited	94	-
Fortescue Metals Grp - Dividends	9,545	7,043
Medibank Ordinary Fully Paid	428	398
South32 Ordinary Fully Paid	102	17
Telstra Corporation. - Dividends	1,120	1,077
Wesfarmers Limited - Dividends	690	717
Westpac Banking Corp - Dividends	1,832	1,293
	<b>20,035</b>	<b>13,821</b>
<b>Note 4: Australian Listed Unit Trust</b>		
Scentre Stapled Securities	117	57
	<b>117</b>	<b>57</b>
<b>Note 5: Property - Commercial</b>		
Thebarton Property	782	30,338
	<b>782</b>	<b>30,338</b>
<b>Note 6: Cash at Bank</b>		
Commonwealth Bank Premium Business Account	-	3
Commonwealth Business Online Saver	28	154
	<b>28</b>	<b>157</b>
<b>Note 7: Market Movement Non-Realised</b>		
Market Movement Non-Realised - Shares - Listed	(39,759)	85,724
Market Movement Non-Realised - Shares - Unlisted	7,189	1,643
Market Movement Non-Realised - Trusts - Unit	(123)	467
	<b>(32,693)</b>	<b>87,834</b>
<b>Note 8: Market Movement Realised</b>		
Market Movement Realised - Real Property	-	98,430
Market Movement Realised - Shares - Listed	1,280	(14)
	<b>1,280</b>	<b>98,416</b>

## Notes to the Financial Statements

For the year ended 30 June 2022

	2022 \$	2021 \$
<b>Note 9: Fund Administration Expenses</b>		
Accountancy Fees	2,134	2,024
Audit Fees	1,694	1,606
	<b>3,828</b>	<b>3,630</b>
<b>Note 10: Property / Real Estate Expenses - Commercial 1</b>		
Property - Commercial 1 - Insurance	-	1,747
Property - Commercial 1 - Rates	-	2,004
Property - Commercial 1 - Repairs & Maintenance	-	385
Property - Commercial 1 - Water Charges	-	708
	<b>-</b>	<b>4,844</b>
<b>Note 11: Depreciation Expense</b>		
Depreciation Expense	-	217
	<b>-</b>	<b>217</b>
<b>Note 12: Fund Lodgement Expenses</b>		
ATO Annual Return Fee - Supervisory levy	259	259
	<b>259</b>	<b>259</b>
<b>Note 13: Fund Tax Expenses</b>		
Income Tax Expense	(3,017)	27,723
	<b>(3,017)</b>	<b>27,723</b>
<b>Note 14: Term Deposits</b>		
Term Deposits Account 1	250,496	-
Term Deposits Account 2	50,000	-
	<b>300,496</b>	<b>-</b>



# Notes to the Financial Statements

For the year ended 30 June 2022

	2022 \$	2021 \$
<b>Note 15: Australian Listed Shares</b>		
Allkem Limited	7,042	-
ARGO Investments	5,368	-
BHP Billiton Limited	28,339	29,919
Colesgroup Ordinary Fully Paid Deferred Settlement	6,501	6,033
Commonwealth Bank.	70,948	75,602
Endeavour Group Limited	5,678	-
Fortescue Metals Grp	63,686	72,564
Galaxy Resources	-	4,404
Medibank Ordinary Fully Paid	10,696	10,400
Qantas Airways	8,122	8,467
South32 Ordinary Fully Paid	2,072	1,541
Telstra Corporation.	27,501	26,316
Unibalwest Chess Depositary Interests 20:1	451	682
WDS Limited	3,948	-
Wesfarmers Limited	17,435	23,817
Westpac Banking Corp	30,674	38,560
	<b>288,461</b>	<b>298,305</b>
<b>Note 16: Australian Unlisted Shares</b>		
HYDI Pty Ltd	10,000	2,811
	<b>10,000</b>	<b>2,811</b>
<b>Note 17: Australian Listed Unit Trust</b>		
Scentre Stapled Securities	2,121	2,244
	<b>2,121</b>	<b>2,244</b>
<b>Note 18: Other Assets</b>		
Formation Expenses	835	835
	<b>835</b>	<b>835</b>
<b>Note 19: Cash at Bank</b>		
Commonwealth Bank Premium Business Account	643,824	717,061
Commonwealth Business Online Saver	51,424	301,396
	<b>695,248</b>	<b>1,018,457</b>
<b>Note 20: Provisions for Tax - Fund</b>		
Provision for Income Tax (Fund)	(16,887)	27,717
	<b>(16,887)</b>	<b>27,717</b>

## Notes to the Financial Statements

For the year ended 30 June 2022

	2022 \$	2021 \$
<b>Note 21: Sundry Creditors</b>		
Sundry Creditors Number 1	13,860	-
	<b>13,860</b>	<b>-</b>
<b>Note 22A: Movements in Members' Benefits</b>		
Liability for Members' Benefits Beginning:	1,294,935	1,097,760
Add: Increase (Decrease) in Members' Benefits	5,252	197,175
<b>Liability for Members' Benefits End</b>	<b>1,300,187</b>	<b>1,294,935</b>

### Note 22B: Members' Other Details

Total Unallocated Benefits	-	-
Total Forfeited Benefits	-	-
Total Preserved Benefits	473,295	1,201,510
Total Vested Benefits	1,300,187	1,294,935

# **Compilation Report**

For the year ended 30 June 2022

---

We have compiled the accompanying special purpose financial statements of Carldean Holdings Pty Ltd Superannuation Fund, which comprise the statement of financial position as at 30 June 2022, the operating statement for the year then ended, a summary of significant accounting policies and other explanatory notes. The specific purpose for which the special purpose financial statements have been prepared is set out in Note 1 to the financial statements.

## **The Responsibility of the Directors of the Trustee Company**

The Directors of the Trustee Company of Carldean Holdings Pty Ltd Superannuation Fund are solely responsible for the information contained in the special purpose financial statements, the reliability, accuracy and completeness of the information and for the determination that the financial reporting framework used is appropriate to meet their needs and for the purpose that the financial statements were prepared.

## **Our Responsibility**

On the basis of information provided by the Directors of the Trustee Company, we have compiled the accompanying special purpose financial statements in accordance with the financial reporting framework described in Note 1 to the financial statements and APES 315: *Compilation of Financial Information*.

We have applied our expertise in accounting and financial reporting to compile these financial statements in accordance with the financial reporting framework described in Note 1 to the financial statements. We have complied with the relevant ethical requirements of APES 110: *Code of Ethics for Professional Accountants*.

## **Assurance Disclaimer**

Since a compilation engagement is not an assurance engagement, we are not required to verify the reliability, accuracy or completeness of the information provided to us by management to compile these financial statements. Accordingly, we do not express an audit opinion or a review conclusion on these financial statements.

The special purpose financial statements were compiled exclusively for the benefit of the Directors of the Trustee Company who are responsible for the reliability, accuracy and completeness of the information used to compile them. We do not accept responsibility for the contents of the special purpose financial statements.

Firm: TTO Chartered Accountants  
Address: 234 Sturt Street  
ADELAIDE SA 5000  
AUSTRALIA

Signature: \_\_\_\_\_

**Carldean Holdings Pty Ltd Superannuation Fund**

# **Compilation Report**

For the year ended 30 June 2022

---

Date:

---

## Carldean Holdings Pty Ltd Superannuation Fund

# Trustee Declaration

For the year ended 30 June 2022

---

The directors of the trustee company have determined that the fund is not a reporting entity. The directors of the trustee company have determined that the special purpose financial statements should be prepared in accordance with the accounting policies described in Note 1 to the financial statements.

In the opinion of the directors of the trustee company:

- i. The financial statements, notes to the financial statements and member statements for the year ended 30 June 2022 present fairly, in all material respects, the financial position of the superannuation fund at 30 June 2022 and the results of its operations for the year then ended in accordance with the accounting policies described in Note 1 to the financial statements;
- ii. The financial statements and member statements have been prepared in accordance with the requirements of the Trust Deed; and
- iii. The operation of the Superannuation Fund has been carried out in accordance with its Trust Deed and in compliance with the requirements of the Superannuation Industry (Supervision) Act 1993 and associated Regulations during the year ended 30 June 2022.

Signed in accordance with a resolution of the directors of the trustee company by:

---

Dean Richard Boin

---

Tiffany Jane Boin

Date: \_\_/\_\_/\_\_\_\_

# Investment Summary

As at 30 June 2022

Investment	Code	Units	Average Unit Cost \$	Market Price \$	Adjusted Cost \$	Market Value \$	Gain / Loss \$	Gain / Loss %	Portfolio Weight %
<b>Cash</b>									
Commonwealth Bank Premium Business -	-	-	-	-	643,824.14	643,824.14	-	-	49.67
Commonwealth Business Online Saver	-	-	-	-	51,424.28	51,424.28	-	-	3.97
					<b>695,248.42</b>	<b>695,248.42</b>	<b>-</b>		<b>53.63</b>
<b>Domestic Shares</b>									
Allkem Limited	AKE	683.0000	6.4480	10.3100	4,403.98	7,041.73	2,637.75	59.89	0.54
ARGO Investments	ARG	610.0000	9.0196	8.8000	5,501.95	5,368.00	(133.95)	(2.43)	0.41
BHP Billiton Limited	BHP	687.0000	14.0662	41.2500	9,663.48	28,338.75	18,675.27	193.26	2.19
Colesgroup Ordinary Fully Paid Deferred	COL	365.0000	9.5822	17.8100	3,497.49	6,500.65	3,003.16	85.87	0.50
Commonwealth Bank.	CBA	785.0000	54.6139	90.3800	42,871.89	70,948.30	28,076.41	65.49	5.47
Endeavour Group Limited	EDV	750.0000	6.9277	7.5700	5,195.79	5,677.50	481.71	9.27	0.44
Fortescue Metals Grp	FMG	3,633.0000	7.8335	17.5300	28,459.09	63,686.49	35,227.40	123.78	4.91
Medibank Ordinary Fully Paid	MPL	3,291.0000	2.0000	3.2500	6,582.00	10,695.75	4,113.75	62.50	0.83
Qantas Airways	QAN	1,817.0000	3.4500	4.4700	6,268.65	8,121.99	1,853.34	29.57	0.63
South32 Ordinary Fully Paid	S32	526.0000	0.6674	3.9400	351.05	2,072.44	1,721.39	490.35	0.16
Telstra Corporation.	TLS	7,143.0000	4.0203	3.8500	28,717.24	27,500.55	(1,216.69)	(4.24)	2.12
Unibailwest Chess Depository Interests 2	URW	120.0000	14.6700	3.7600	1,760.40	451.20	(1,309.20)	(74.37)	0.03
WDS Limited	WDS	124.0000	10.3198	31.8400	1,279.66	3,948.16	2,668.50	208.53	0.30
Wesfarmers Limited	WES	416.0000	23.8924	41.9100	9,939.23	17,434.56	7,495.33	75.41	1.34
Westpac Banking Corp	WBC	1,573.0000	14.8526	19.5000	23,363.14	30,673.50	7,310.36	31.29	2.37
					<b>177,855.04</b>	<b>288,459.57</b>	<b>110,604.53</b>	<b>62.19</b>	<b>22.25</b>
<b>Fixed Interest Securities</b>									
Term Deposits Account 1	-	-	-	-	250,495.89	250,495.89	-	-	19.32
Term Deposits Account 2	-	-	-	-	50,000.00	50,000.00	-	-	3.86
					<b>300,495.89</b>	<b>300,495.89</b>	<b>-</b>		<b>23.18</b>
<b>Unit Trusts</b>									
Scentre Stapled Securities	SCG	819.0000	0.6183	2.5900	506.36	2,121.21	1,614.85	318.91	0.16
					<b>506.36</b>	<b>2,121.21</b>	<b>1,614.85</b>	<b>318.91</b>	<b>0.16</b>
<b>Unlisted Shares &amp; Equities</b>									
HYDI Pty Ltd	-	5.0000	2,000.0000	2,000.0000	10,000.00	10,000.00	-	-	0.77
					<b>10,000.00</b>	<b>10,000.00</b>	<b>-</b>	<b>-</b>	<b>0.77</b>
<b>Total Investments</b>					<b>1,184,105.71</b>	<b>1,296,325.09</b>	<b>112,219.38</b>	<b>9.48</b>	<b>100.00</b>

Gain / Loss \$ is equal to Market Value \$ less Adjusted Cost \$  
Gain / Loss % is equal to Gain Loss \$ divided by Adjusted Cost \$, expressed as a percentage.

# Member Account Balances

For the year ended 30 June 2022

Member Accounts	Opening Balance	Transfers & Tax Free Contributions	Taxable Contributions	Transfers to Pension Membership	Less: Member Tax	Less: Member Expenses	Less: Withdrawals	Distributions	Closing Balance
<b>Boin, Dean (65)</b>									
Accumulation	832,881.18	-	-	-	-	-	-	(5,989.38)	826,891.80
	<b>832,881.18</b>	<b>-</b>	<b>-</b>	<b>-</b>	<b>-</b>	<b>-</b>	<b>-</b>	<b>(5,989.38)</b>	<b>826,891.80</b>
<b>Boin, Tiffany (53)</b>									
Accumulation	462,053.97	5,000.00	11,277.62	-	1,691.64	-	-	(3,344.76)	473,295.19
	<b>462,053.97</b>	<b>5,000.00</b>	<b>11,277.62</b>	<b>-</b>	<b>1,691.64</b>	<b>-</b>	<b>-</b>	<b>(3,344.76)</b>	<b>473,295.19</b>
Reserve	-	-	-	-	-	-	-	-	-
<b>TOTALS</b>	<b>1,294,935.15</b>	<b>5,000.00</b>	<b>11,277.62</b>	<b>-</b>	<b>1,691.64</b>	<b>-</b>	<b>-</b>	<b>(9,334.14)</b>	<b>1,300,186.99</b>

CALCULATED FUND EARNING RATE:  
(0.7191)%

APPLIED FUND EARNING RATE:  
(0.7191)%

# Member Statement

For the year ended 30 June 2022

## Member details

**Mr Dean Richard Boin**

**4 Paul Court**

**FULHAM GARDENS SA 5024**

Valid TFN Supplied: Yes

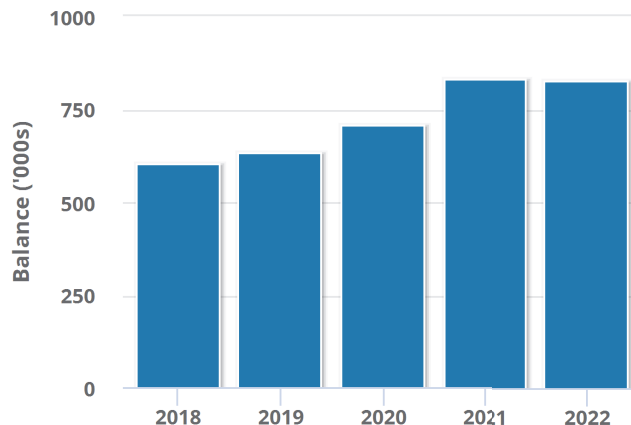
Date of Birth: 15/02/1957

Date Joined Fund: 24/09/1996

Date Employed:

Eligible Service Date: 24/09/1996

## Your recent balance history



**YOUR OPENING BALANCE**

**\$832,881.18**

**(\$5,989.38)**

**Balance Decrease**

**YOUR CLOSING BALANCE**

**\$826,891.80**

**Your Net Fund Return**

**(0.7191)%**

## Your account at a glance

<b>Opening Balance as at 01/07/2021</b>	<b>\$832,881.18</b>
---	---------------------

<b>New Earnings</b>	<b>(\$5,989.38)</b>
---------------------	---------------------

<b>Closing Balance at 30/06/2022</b>	<b>\$826,891.80</b>
--------------------------------------	---------------------



# Member Statement

For the year ended 30 June 2022

---

## Consolidated - Mr Dean Richard Boin

---

### ACCESS TO YOUR BENEFITS

---

Unrestricted non-preserved (Generally available to be withdrawn)	\$826,891.80
Restricted non-preserved (Generally available when you leave your employer)	\$0.00
Preserved (Generally available once you retire, after reaching your preservation age)	\$0.00

### YOUR TAX COMPONENTS

---

Tax Free Component	\$154,332.16
Taxable Component	\$672,559.64

### YOUR INSURANCE COVER

---

Death Benefit	\$0.00
Disability Benefit	\$0.00
Salary Continuance (Annual Insured Benefit)	\$0.00

### YOUR TOTAL SUPERANNUATION BALANCE

---

Your total superannuation balance	\$826,891.80
-----------------------------------	--------------

NOTE: This amount does not include any entitlements from external super funds

### INVESTMENT RETURN

---

The return on your investment for the year	(0.72)%
--	---------

# Member Statement

For the year ended 30 June 2022

## Accumulation Account - Mr Dean Richard Boin

### ACCOUNT SUMMARY

Opening Balance as at 01/07/2021	\$832,881.18
New Earnings	(\$5,989.38)
Closing Balance at 30/06/2022	\$826,891.80

### ACCESS TO YOUR BENEFITS

Unrestricted non-preserved (Generally available to be withdrawn)	\$826,891.80
Restricted non-preserved (Generally available when you leave your employer)	\$0.00
Preserved (Generally available once you retire, after reaching your preservation age)	\$0.00

### YOUR TAX COMPONENTS

Tax Free Component	\$154,332.16
Taxable Component	\$672,559.64

# Member Statement

For the year ended 30 June 2022

---

## YOUR BENEFICIARY(s) - Mr Dean Richard Boin

No beneficiaries have been recorded.

---

## FUND CONTACT DETAILS

### Dean Richard Boin

4 Paul Court  
FULHAM GARDENS SA 5024

---

## ADMINISTRATOR CONTACT DETAILS

### Dean Richard Boin

4 Paul Court  
FULHAM GARDENS SA 5024

# Member Statement

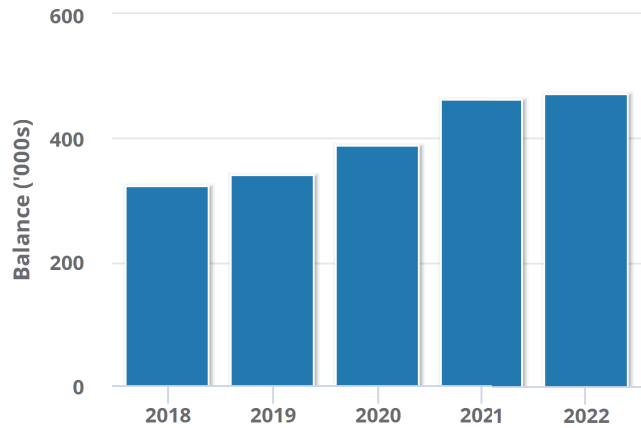
For the year ended 30 June 2022

## Member details

**Mrs Tiffany Jane Boin**  
**4 Paul Court**  
**FULHAM GARDENS SA 5024**

Valid TFN Supplied: Yes  
 Date of Birth: 08/08/1968  
 Date Joined Fund: 24/09/1996  
 Date Employed:  
 Eligible Service Date: 24/09/1996

## Your recent balance history



**YOUR OPENING BALANCE**  
**\$462,053.97**

**\$11,241.22**  
 Balance Increase

**YOUR CLOSING BALANCE**  
**\$473,295.19**

**Your Net Fund Return**

(0.7191)%

## Your account at a glance

**Opening Balance as at 01/07/2021** **\$462,053.97**

### What has been added to your account

Employer Concessional Contributions	\$6,277.62
Self-Employed Concessional Contributions	\$5,000.00
Self-Employed Non-Concessional Contributions	\$5,000.00

### What has been deducted from your account

Contribution Tax	\$1,691.64
------------------	------------

**New Earnings** **(\$3,344.76)**

**Closing Balance at 30/06/2022** **\$473,295.19**

# Member Statement

For the year ended 30 June 2022

---

## Consolidated - Mrs Tiffany Jane Boin

---

### ACCESS TO YOUR BENEFITS

---

Unrestricted non-preserved (Generally available to be withdrawn)	\$0.00
Restricted non-preserved (Generally available when you leave your employer)	\$0.00
Preserved (Generally available once you retire, after reaching your preservation age)	\$473,295.19

### YOUR TAX COMPONENTS

---

Tax Free Component	\$157,923.51
Taxable Component	\$315,371.68

### YOUR INSURANCE COVER

---

Death Benefit	\$0.00
Disability Benefit	\$0.00
Salary Continuance (Annual Insured Benefit)	\$0.00

### YOUR TOTAL SUPERANNUATION BALANCE

---

Your total superannuation balance	\$473,295.19
-----------------------------------	--------------

NOTE: This amount does not include any entitlements from external super funds

### INVESTMENT RETURN

---

The return on your investment for the year	(0.72)%
--	---------

# Member Statement

For the year ended 30 June 2022

## Accumulation Account - Mrs Tiffany Jane Boin

### ACCOUNT SUMMARY

<b>Opening Balance as at 01/07/2021</b>	<b>\$462,053.97</b>
---	---------------------

### What has been added to your account

Employer Concessional Contributions	\$6,277.62
Self-Employed Concessional Contributions	\$5,000.00
Self-Employed Non-Concessional Contributions	\$5,000.00

### What has been deducted from your account

Contribution Tax	\$1,691.64
------------------	------------

<b>New Earnings</b>	<b>(\$3,344.76)</b>
---------------------	---------------------

<b>Closing Balance at 30/06/2022</b>	<b>\$473,295.19</b>
--------------------------------------	---------------------

### ACCESS TO YOUR BENEFITS

Unrestricted non-preserved (Generally available to be withdrawn)	\$0.00
Restricted non-preserved (Generally available when you leave your employer)	\$0.00
Preserved (Generally available once you retire, after reaching your preservation age)	\$473,295.19

### YOUR TAX COMPONENTS

Tax Free Component	\$157,923.51
Taxable Component	\$315,371.68

# Member Statement

For the year ended 30 June 2022

---

## YOUR BENEFICIARY(s) - Mrs Tiffany Jane Boin

---

No beneficiaries have been recorded.

## FUND CONTACT DETAILS

---

### Dean Richard Boin

4 Paul Court  
FULHAM GARDENS SA 5024

---

## ADMINISTRATOR CONTACT DETAILS

---

### Dean Richard Boin

4 Paul Court  
FULHAM GARDENS SA 5024

---

# **Minutes of Meeting of the Directors of Carldean Holdings Pty Ltd (ACN ) as Trustee for Carldean Holdings Pty Ltd Superannuation Fund**

---

**Held at:**

**Held on:**

**Present:**

Dean Richard Boin  
Tiffany Jane Boin

**Minutes:**

The Chair reported that the minutes of the previous meeting had been signed as a true record.

The company acts as trustee of Carldean Holdings Pty Ltd Superannuation Fund.

**Financial Statements:**

It was resolved that the financial statements would be prepared as special purpose financial statements as, in the opinion of the directors of the trustee company, the superannuation fund is a non-reporting entity and therefore is not required to comply with all the Australian Accounting Standards.

The Chair tabled the financial statements and notes to the financial statements of the superannuation fund in respect of the year ended 30th June 2022 and it was resolved that such statements be and are hereby adopted as tabled.

**Trustee Declaration:**

It was resolved that the trustee declaration included in the superannuation fund's financial statements be signed.

**Income Tax Return:**

Being satisfied that the fund had complied with the requirements of the Superannuation Industry (Supervision) Act 1993 (SISA) and Regulations during the year ended 30th June 2022, it was resolved that, once the audit has been finalised and the audit report issued, the annual return be approved and signed by the trustee and lodged with the Australian Taxation Office by TTO Chartered Accountants.



**Investment Strategy:** The allocation of the fund's assets and the fund's investment performance over the financial year were reviewed and found to be within the acceptable ranges outlined in the investment strategy. After considering the risk, rate of return, diversification and liquidity of the investments, the ability of the fund to discharge its existing liabilities and the provision of insurance cover for fund members, it was resolved that the investment strategy continues to reflect the purposes and circumstances of the fund and its members. Accordingly, no changes to the investment strategy were required.

**Allocation of Income:** It was resolved that the income of the fund would be allocated to the members in accordance with the fund's trust deed, on a fair and reasonable basis.

**Investment Acquisitions/Disposals:** It was resolved to ratify the investment acquisitions and disposals throughout the financial year ended 30th June 2022.

27/08/2021	BUY	Allkem Limited	4,403.98
27/08/2021	SELL	Galaxy Resources	4,403.98
07/09/2021	BUY	Fortescue Metals Grp	6,559.99
21/09/2021	BUY	BHP Billiton Limited	1,672.61
24/09/2021	BUY	ARGO Investments	5,405.95
24/09/2021	BUY	Endeavour Group Limited	5,195.79
28/09/2021	BUY	Colesgroup Ordinary Fully Paid Deferred Settlement	98.84
29/09/2021	BUY	Commonwealth Bank.	1,514.00
07/10/2021	BUY	Wesfarmers Limited	362.70
08/11/2021	BUY	Westpac Banking Corp	896.40
11/03/2022	BUY	ARGO Investments	96.00
28/03/2022	BUY	BHP Billiton Limited	1,373.17
30/03/2022	BUY	Fortescue Metals Grp	2,985.06
30/03/2022	BUY	Commonwealth Bank.	1,351.00
30/03/2022	BUY	Wesfarmers Limited	327.20
31/03/2022	BUY	Colesgroup Ordinary Fully Paid Deferred Settlement	118.14
01/04/2022	BUY	Telstra Corporation.	559.92
20/05/2022	BUY	Westpac Banking Corp	935.74
01/06/2022	BONUS	BHP Group Limited Ent To Shares In Woodside Petroleum Ltd	0.00
03/06/2022	SELL	BHP Group Limited Ent To Shares In Woodside Petroleum Ltd	1,279.66

03/06/2022	BUY	WDS Limited	1,279.66
------------	-----	-------------	----------

**Auditors and Tax Agents:**

It was resolved that Tony Boys will continue acting as auditor and TTO Chartered Accountants will continue as tax agent of the fund for the year ending 30th June 2023.

**Director's Status:**

Each of the directors confirmed that they are qualified to act as a director of the trustee company and that they are not a disqualified person as defined by s120 of the SISA.

All resolutions for this meeting were made in accordance with the SISA and Regulations.

There being no further business the meeting was closed.

**Signed as a true and correct record**

**Chairperson:**

**Date:**

## Notice of intent to claim a tax deduction for superannuation contributions

### Section A: Your details

<b>1 Tax File Number</b>	On file
<b>2 Name</b>	Mrs Tiffany Jane Boin
<b>3 Date of Birth</b>	8/08/1968
<b>4 Current postal address</b>	4 Paul Court FULHAM GARDENS SA 5024

**5 Daytime phone number**

### Section B: Contribution Details

<b>6 Fund Name</b>	Carldean Holdings Pty Ltd Superannuation Fund
<b>7 Fund Australian Business Number (ABN)</b>	30 836 345 377
<b>8 Member account number</b>	00002
<b>9 Personal contribution details</b>	
Financial year ended	30/06/2022
My total personal contributions to this fund for the financial year	\$10,000.00
Amount of these contributions I will be claiming as a tax deduction	\$5,000.00

### Section C: Declaration

#### Intention to claim a tax deduction

I am lodging this notice before both of the following dates:

- the day I lodged my income tax return for the year stated in section B, and
- the end of the income year after the year stated in section B.

At the time of completing this notice:

- I intend to claim the personal contributions stated in section B as a tax deduction.
- I am a member of the fund or RSA stated in section B
- The fund or RSA provider stated in section B still holds these contributions
- This trustee or RSA providers has not begun to pay a superannuation income stream based in whole or part on these contributions
- I have not included these contributions in an earlier notice.

The information given on this notice is correct and complete.

**Name** Mrs Tiffany Jane Boin

**Signature**

**Date**

30/06/2022

Mrs Tiffany Jane Boin  
4 Paul Court  
FULHAM GARDENS SA 5024

Dear Mrs Boin

**Superannuation Contributions**  
**Carldean Holdings Pty Ltd Superannuation Fund**

We hereby acknowledge receipt of your Notice pursuant to Section 290-170 of the Income Tax Assessment Act.

We confirm the following information:

<b>Amount of contributions made for the year ended 30/06/2022</b>	\$10,000.00
<b>Amount of contributions to be claimed as an income tax deduction.</b>	\$5,000.00

If you believe the amounts stated above are incorrect or are not in accordance with your original Notice, please contact the Trustees immediately.

Yours sincerely,

---

Mr Dean Richard Boin  
Carldean Holdings Pty Ltd  
Trustee



**Who should complete this annual return?**

Only self-managed superannuation funds (SMSFs) can complete this annual return. All other funds must complete the *Fund income tax return 2022* (NAT 71287).

- ! The *Self-managed superannuation fund annual return instructions 2022* (NAT 71606) (the instructions) can assist you to complete this annual return.
- The SMSF annual return cannot be used to notify us of a change in fund membership. You must update fund details via [ABR.gov.au](http://ABR.gov.au) or complete the Change of details for superannuation entities form (NAT 3036).

**To complete this annual return**

- Print clearly, using a BLACK pen only.
- Use BLOCK LETTERS and print one character per box.

S M I T H S T

- Place X in ALL applicable boxes.

➤ Postal address for annual returns:

Australian Taxation Office  
GPO Box 9845  
[insert the name and postcode  
of your capital city]

For example;

Australian Taxation Office  
GPO Box 9845  
SYDNEY NSW 2001

**Section A: Fund information**

**1 Tax file number (TFN)** On File

- ! The ATO is authorised by law to request your TFN. You are not obliged to quote your TFN but not quoting it could increase the chance of delay or error in processing your annual return. See the Privacy note in the Declaration.

➤ To assist processing, write the fund's TFN at the top of pages 3, 5, 7, 9 and 11.

**2 Name of self-managed superannuation fund (SMSF)**

Carldean Holdings Pty Ltd

Superannuation Fund

**3 Australian business number (ABN) (if applicable)** 30836345377

**4 Current postal address**

4 Paul Court

Suburb/town

FULHAM GARDENS

State/territory

SA

Postcode

5024

**5 Annual return status**


Is this an amendment to the SMSF's 2022 return?

A No ☐ Yes ☐

Is this the first required return for a newly registered SMSF?

B No ☒ Yes ☐

712260622





## 6 SMSF auditor

Auditor's name

Title: Mr ☒ Mrs ☐ Miss ☐ Ms ☐ Other

Family name

**Boys**

First given name

**Tony**

Other given names

SMSF Auditor Number

**100014140**

Auditor's phone number

**0410712708**

Postal address

**PO BOX 3376**

Suburb/town

**RUNDLE MALL**

State/territory

**SA**

Postcode

**5000**

Date audit was completed **A**  /  /

Was Part A of the audit report qualified?

**B** No ☐ Yes ☐

Was Part B of the audit report qualified?

**C** No ☐ Yes ☐

If Part B of the audit report was qualified, have the reported issues been rectified?

**D** No ☐ Yes ☐

## 7 Electronic funds transfer (EFT)

We need your self-managed super fund's financial institution details to pay any super payments and tax refunds owing to you.

### A Fund's financial institution account details

This account is used for super contributions and rollovers. Do not provide a tax agent account here.

Fund BSB number  Fund account number

Fund account name

I would like my tax refunds made to this account. ☐ Go to C.

### B Financial institution account details for tax refunds

This account is used for tax refunds. You can provide a tax agent account here.

BSB number  Account number

Account name

### C Electronic service address alias

Provide the electronic service address alias (ESA) issued by your SMSF messaging provider. (For example, SMSFdataESAAlias). See instructions for more information.

**SuperMate**



Fund's tax file number (TFN) **On File**

**8 Status of SMSF**

Australian superannuation fund

**A** No ☐ Yes ☒

Fund benefit structure **B** **A** Code

Does the fund trust deed allow acceptance of the Government's Super Co-contribution and Low Income Super Amounts?

**C** No ☐ Yes ☒

**9 Was the fund wound up during the income year?**

No ☒ Yes ☐ If yes, provide the date on which the fund was wound up  Day /  Month /  Year Have all tax lodgment and payment obligations been met? No ☐ Yes ☐

**10 Exempt current pension income**

Did the fund pay retirement phase superannuation income stream benefits to one or more members in the income year?

☒ To claim a tax exemption for current pension income, you must pay at least the minimum benefit payment under the law. Record exempt current pension income at Label **A**.

No ☒ Go to Section B: Income.

Yes ☐ Exempt current pension income amount **A** \$  0.00

Which method did you use to calculate your exempt current pension income?

Segregated assets method **B** ☐

Unsegregated assets method **C** ☐ Was an actuarial certificate obtained? **D** Yes ☐

Did the fund have any other income that was assessable?

**E** Yes ☐ Go to Section B: Income.

No ☐ Choosing 'No' means that you do not have any assessable income, including no-TFN quoted contributions. Go to Section C: Deductions and non-deductible expenses. (Do **not** complete Section B: Income.)

☒ If you are entitled to claim any tax offsets, you can list these at Section D: Income tax calculation statement.



## Section B: Income

- Do not complete this section if all superannuation interests in the SMSF were supporting superannuation income streams in the retirement phase for the **entire year**, there was **no** other income that was assessable, and you **have not** realised a deferred notional gain. If you are entitled to claim any tax offsets, you can record these at Section D: Income tax calculation statement.

### 11 Income

Did you have a capital gains tax (CGT) event during the year?

G No ☐ Yes ☒

If the total capital loss or total capital gain is greater than \$10,000 or you elected to use the transitional CGT relief in 2017 and the deferred notional gain has been realised, complete and attach a *Capital gains tax (CGT) schedule 2022*.

Have you applied an exemption or rollover?

M No ☐ Yes ☐

Code

☐

Net capital gain A \$ 0.00

Gross rent and other leasing and hiring income B \$ 782.00

Gross interest C \$ 523.00

Forestry managed investment scheme income X \$ 0.00

Gross foreign income

D1 \$ 8.00

Net foreign income D \$ 8.00

Loss

☐

Australian franking credits from a New Zealand company

E \$ 0.00

Transfers from foreign funds

F \$ 0.00

Number

0

Gross payments where ABN not quoted

H \$ 0.00

Gross distribution from partnerships

I \$ 0.00

Loss

☐

\*Unfranked dividend amount

J \$ 0.00

\*Franked dividend amount

K \$ 20,034.00

\*Dividend franking credit

L \$ 8,586.00

\*Gross trust distributions

M \$ 73.00

Code

P

#### Calculation of assessable contributions

Assessable employer contributions

R1 \$ 6,277.00

plus Assessable personal contributions

R2 \$ 5,000.00

plus \*\*No-TFN-quoted contributions

R3 \$ 0.00

(an amount must be included even if it is zero)

less Transfer of liability to life insurance company or PST

R6 \$ 0.00

Assessable contributions  
(R1 plus R2 plus R3 less R6)

R \$ 11,277.00

#### Calculation of non-arm's length income

\*Net non-arm's length private company dividends

U1 \$ 0.00

plus \*Net non-arm's length trust distributions

U2 \$ 0.00

plus \*Net other non-arm's length income

U3 \$ 0.00

Net non-arm's length income  
(subject to 45% tax rate)  
(U1 plus U2 plus U3)

U \$ 0.00

\*Other income

S \$ 0.00

\*Assessable income due to changed tax status of fund

T \$ 0.00

Code

☐

#This is a mandatory label.

\*If an amount is entered at this label, check the instructions to ensure the correct tax treatment has been applied.

GROSS INCOME  
(Sum of labels A to U)

W \$ 41,283.00

Loss

☐

Exempt current pension income

Y \$ 0.00

TOTAL ASSESSABLE INCOME (W less Y)

V \$ 41,283.00

Loss

☐



**Section C: Deductions and non-deductible expenses****12 Deductions and non-deductible expenses**

- Under 'Deductions' list all expenses and allowances you are entitled to claim a deduction for. Under 'Non-deductible expenses', list all other expenses or normally allowable deductions that you cannot claim as a deduction (for example, all expenses related to exempt current pension income should be recorded in the 'Non-deductible expenses' column).

	DEDUCTIONS		NON-DEDUCTIBLE EXPENSES
Interest expenses within Australia	<b>A1</b> \$ <input type="text" value="0"/>		<b>A2</b> \$ <input type="text" value="0"/>
Interest expenses overseas	<b>B1</b> \$ <input type="text" value="0"/>		<b>B2</b> \$ <input type="text" value="0"/>
Capital works expenditure	<b>D1</b> \$ <input type="text" value="0"/>		<b>D2</b> \$ <input type="text" value="0"/>
Decline in value of depreciating assets	<b>E1</b> \$ <input type="text" value="0"/>		<b>E2</b> \$ <input type="text" value="0"/>
Insurance premiums – members	<b>F1</b> \$ <input type="text" value="0"/>		<b>F2</b> \$ <input type="text" value="0"/>
SMSF auditor fee	<b>H1</b> \$ <input type="text" value="1,694"/>		<b>H2</b> \$ <input type="text" value="0"/>
Investment expenses	<b>I1</b> \$ <input type="text" value="0"/>		<b>I2</b> \$ <input type="text" value="0"/>
Management and administration expenses	<b>J1</b> \$ <input type="text" value="2,134"/>		<b>J2</b> \$ <input type="text" value="0"/>
Forestry managed investment scheme expense	<b>U1</b> \$ <input type="text" value="0"/>		<b>U2</b> \$ <input type="text" value="0"/>
Other amounts	<b>L1</b> \$ <input type="text" value="259"/>	Code <input type="text" value="0"/>	<b>L2</b> \$ <input type="text" value="41,586"/>
Tax losses deducted	<b>M1</b> \$ <input type="text" value="0"/>		

**TOTAL DEDUCTIONS****N** \$ (Total **A1** to **M1**)**TOTAL NON-DEDUCTIBLE EXPENSES****Y** \$ (Total **A2** to **L2**)**#TAXABLE INCOME OR LOSS****O** \$ (TOTAL ASSESSABLE INCOME less  
TOTAL DEDUCTIONS)Loss ☐**TOTAL SMSF EXPENSES****Z** \$ 

(N plus Y)

#This is a mandatory label.



## Section D: Income tax calculation statement

### #Important:

Section B label **R3**, Section C label **O** and Section D labels **A, T1, J, T5** and **I** are mandatory. If you leave these labels blank, you will have specified a zero amount.

### 13 Calculation statement

Please refer to the *Self-managed superannuation fund annual return instructions 2022* on how to complete the calculation statement.

#Taxable income **A** \$  ~~0.00~~  
(an amount must be included even if it is zero)

#Tax on taxable income **T1** \$   
(an amount must be included even if it is zero)

#Tax on no-TFN-quoted contributions **J** \$   
(an amount must be included even if it is zero)

Gross tax **B** \$

(T1 plus J)

Foreign income tax offset  
**C1** \$

Rebates and tax offsets  
**C2** \$

Non-refundable non-carry forward tax offsets  
**C** \$   
(C1 plus C2)

SUBTOTAL 1

**T2** \$

(B less C – cannot be less than zero)

Early stage venture capital limited partnership tax offset  
**D1** \$

Early stage venture capital limited partnership tax offset carried forward from previous year  
**D2** \$

Early stage investor tax offset  
**D3** \$

Early stage investor tax offset carried forward from previous year  
**D4** \$

Non-refundable carry forward tax offsets  
**D** \$   
(D1 plus D2 plus D3 plus D4)

SUBTOTAL 2

**T3** \$

(T2 less D – cannot be less than zero)

Complying fund's franking credits tax offset  
**E1** \$

No-TFN tax offset  
**E2** \$

National rental affordability scheme tax offset  
**E3** \$

Exploration credit tax offset  
**E4** \$

Refundable tax offsets  
**E** \$   
(E1 plus E2 plus E3 plus E4)

#TAX PAYABLE **T5** \$

(T3 less E – cannot be less than zero)

Section 102AAM interest charge

**G** \$



Credit for interest on early payments – amount of interest	
<b>H1 \$</b>	<b>0.00</b>
Credit for tax withheld – foreign resident withholding (excluding capital gains)	
<b>H2 \$</b>	<b>0.00</b>
Credit for tax withheld – where ABN or TFN not quoted (non-individual)	
<b>H3 \$</b>	<b>0.00</b>
Credit for TFN amounts withheld from payments from closely held trusts	
<b>H5 \$</b>	<b>0.00</b>
Credit for interest on no-TFN tax offset	
<b>H6 \$</b>	<b>0.00</b>
Credit for foreign resident capital gains withholding amounts	
<b>H8 \$</b>	<b>0.00</b>
Eligible credits	
<b>H \$</b>	<b>0.00</b>
<i>(H1 plus H2 plus H3 plus H5 plus H6 plus H8)</i>	



712260922

#Tax offset refunds (Remainder of refundable tax offsets)	<b>I \$</b>	<b>3,017.48</b>
<i>(unused amount from label E – an amount must be included even if it is zero)</i>		

## PAYG instalments raised

**K \$** **13,860.00**

## Supervisory levy

**L \$** **259.00**

## Supervisory levy adjustment for wound up funds

**M \$** **0.00**

## Supervisory levy adjustment for new funds

**N \$** **0.00**

<b>AMOUNT DUE OR REFUNDABLE</b> A positive amount at <b>S</b> is what you owe, while a negative amount is refundable to you.	<b>S \$</b>	<b>-16,618.48</b>
<i>(T5 plus G less H less I less K plus L less M plus N)</i>		

#This is a mandatory label.

Section E: **Losses****14 Losses**

**!** If total loss is greater than \$100,000, complete and attach a *Losses schedule 2022*.

Tax losses carried forward to later income years	<b>U \$</b>	<b>0</b> <del>0</del>
Net capital losses carried forward to later income years	<b>V \$</b>	<b>428</b> <del>428</del>



## Section F: Member information

### MEMBER 1

Title: Mr ☒ Mrs ☐ Miss ☐ Ms ☐ Other

Family name

**Boin**

First given name

**Dean**

Other given names

**Richard**

Member's TFN

See the Privacy note in the Declaration.

**On File**

Date of birth  /  /

### Contributions

OPENING ACCOUNT BALANCE \$ **832,881.18**

! Refer to instructions for completing these labels.

Employer contributions

**A** \$ **0.00**

ABN of principal employer

**A1**

Personal contributions

**B** \$ **0.00**

CGT small business retirement exemption

**C** \$ **0.00**

CGT small business 15-year exemption amount

**D** \$ **0.00**

Personal injury election

**E** \$ **0.00**

Spouse and child contributions

**F** \$ **0.00**

Other third party contributions

**G** \$ **0.00**

Proceeds from primary residence disposal

**H** \$ **0.00**

**H1** Receipt date  /  /

Assessable foreign superannuation fund amount

**I** \$ **0.00**

Non-assessable foreign superannuation fund amount

**J** \$ **0.00**

Transfer from reserve: assessable amount

**K** \$ **0.00**

Transfer from reserve: non-assessable amount

**L** \$ **0.00**

Contributions from non-complying funds  
and previously non-complying funds

**T** \$ **0.00**

Any other contributions  
(including Super Co-contributions  
and Low Income Super Amounts)

**M** \$ **0.00**

**TOTAL CONTRIBUTIONS N** \$ **0.00**

(Sum of labels **A** to **M**)

### Other transactions

Accumulation phase account balance

**S1** \$ **826,891.80**

Retirement phase account balance  
– Non CDBIS

**S2** \$ **0.00**

Retirement phase account balance  
– CDBIS

**S3** \$ **0.00**

TRIS Count

**CLOSING ACCOUNT BALANCE S** \$ **826,891.80**

(**S1** plus **S2** plus **S3**)

Allocated earnings or losses

**O** \$ **5,989.38**

Loss

**L**

Inward rollovers and transfers

**P** \$ **0.00**

Outward rollovers and transfers

**Q** \$ **0.00**

Lump Sum payments

**R1** \$ **0.00**

Code

Income stream payments

**R2** \$ **0.00**

Code

Accumulation phase value **X1** \$ **0.00**

Retirement phase value **X2** \$ **0.00**

Outstanding limited recourse  
borrowing arrangement amount **Y** \$ **0.00**

Fund's tax file number (TFN) **On File****MEMBER 2**Title: Mr ☐ Mrs ☒ Miss ☐ Ms ☐ Other 

Family name

**Boin**

First given name

**Tiffany**

Other given names

**Jane**

Member's TFN

See the Privacy note in the Declaration.

**On File**

Date of birth

Day

Month

Year

**8****/****8****/****1968****Contributions**

OPENING ACCOUNT BALANCE \$

**462,053.97****!** Refer to instructions for completing these labels.

Employer contributions

**A \$ 6,277.62**

ABN of principal employer

**A1** 

Personal contributions

**B \$ 10,000.00**

CGT small business retirement exemption

**C \$ 0.00**

CGT small business 15-year exemption amount

**D \$ 0.00**

Personal injury election

**E \$ 0.00**

Spouse and child contributions

**F \$ 0.00**

Other third party contributions

**G \$ 0.00**

Proceeds from primary residence disposal

**H \$ 0.00**

Day

Month

Year

**H1** Receipt date  /  / 

Assessable foreign superannuation fund amount

**I \$ 0.00**

Non-assessable foreign superannuation fund amount

**J \$ 0.00**

Transfer from reserve: assessable amount

**K \$ 0.00**

Transfer from reserve: non-assessable amount

**L \$ 0.00**Contributions from non-complying funds  
and previously non-complying funds**T \$ 0.00**Any other contributions  
(including Super Co-contributions  
and Low Income Super Amounts)**M \$ 0.00****TOTAL CONTRIBUTIONS****N \$ 16,277.62**(Sum of labels **A** to **M**)**Other transactions**

Accumulation phase account balance

**S1 \$ 473,295.19**Retirement phase account balance  
– Non CDBIS**S2 \$ 0.00**Retirement phase account balance  
– CDBIS**S3 \$ 0.00****0** TRIS Count**CLOSING ACCOUNT BALANCE****S \$ 473,295.19**

(S1 plus S2 plus S3)

Allocated earnings or losses

**O \$ 5,036.40**

Loss

**L**

Inward rollovers and transfers

**P \$ 0.00**

Outward rollovers and transfers

**Q \$ 0.00**

Lump Sum payments

**R1 \$ 0.00**

Code

Income stream payments

**R2 \$ 0.00**

Code

Accumulation phase value

**X1 \$ 0.00**

Retirement phase value

**X2 \$ 0.00**Outstanding limited recourse  
borrowing arrangement amount**Y \$ 0.00**



### MEMBER 3

Title: Mr ☐ Mrs ☐ Miss ☐ Ms ☐ Other

Family name

First given name

Other given names

Member's TFN

See the Privacy note in the Declaration.

Date of birth  /  /

### Contributions

OPENING ACCOUNT BALANCE \$

**!** Refer to instructions for completing these labels.

Employer contributions

**A** \$

ABN of principal employer

**A1**

Personal contributions

**B** \$

CGT small business retirement exemption

**C** \$

CGT small business 15-year exemption amount

**D** \$

Personal injury election

**E** \$

Spouse and child contributions

**F** \$

Other third party contributions

**G** \$

Proceeds from primary residence disposal

**H** \$

Day Month Year

**H1** Receipt date  /  /

Assessable foreign superannuation fund amount

**I** \$

Non-assessable foreign superannuation fund amount

**J** \$

Transfer from reserve: assessable amount

**K** \$

Transfer from reserve: non-assessable amount

**L** \$

Contributions from non-complying funds  
and previously non-complying funds

**T** \$

Any other contributions  
(including Super Co-contributions  
and Low Income Super Amounts)

**M** \$

TOTAL CONTRIBUTIONS **N** \$

(Sum of labels **A** to **M**)

### Other transactions

Accumulation phase account balance

**S1** \$

Retirement phase account balance  
– Non CDBIS

**S2** \$

Retirement phase account balance  
– CDBIS

**S3** \$

TRIS Count

CLOSING ACCOUNT BALANCE **S** \$

(**S1** plus **S2** plus **S3**)

Allocated earnings or losses

**O** \$

Loss

☐

Inward rollovers and transfers

**P** \$

Outward rollovers and transfers

**Q** \$

Lump Sum payments

**R1** \$

Code

☐

Income stream payments

**R2** \$

Code

☐

Accumulation phase value **X1** \$

Retirement phase value **X2** \$

Outstanding limited recourse  
borrowing arrangement amount **Y** \$



**MEMBER 4**Title: Mr ☐ Mrs ☐ Miss ☐ Ms ☐ Other Family name First given name Other given names **Member's TFN**See the Privacy note in the Declaration. Date of birth  /  / **Contributions**OPENING ACCOUNT BALANCE \$  **0.00****!** Refer to instructions for completing these labels.

Employer contributions

**A \$**  **0.00**

ABN of principal employer

**A1** 

Personal contributions

**B \$**  **0.00**

CGT small business retirement exemption

**C \$**  **0.00**

CGT small business 15-year exemption amount

**D \$**  **0.00**

Personal injury election

**E \$**  **0.00**

Spouse and child contributions

**F \$**  **0.00**

Other third party contributions

**G \$**  **0.00**

Proceeds from primary residence disposal

**H \$**  **0.00****H1** Receipt date  /  / 

Assessable foreign superannuation fund amount

**I \$**  **0.00**

Non-assessable foreign superannuation fund amount

**J \$**  **0.00**

Transfer from reserve: assessable amount

**K \$**  **0.00**

Transfer from reserve: non-assessable amount

**L \$**  **0.00**Contributions from non-complying funds  
and previously non-complying funds**T \$**  **0.00**Any other contributions  
(including Super Co-contributions  
and Low Income Super Amounts)**M \$**  **0.00****TOTAL CONTRIBUTIONS N \$**  **0.00**(Sum of labels **A** to **M**)**Other transactions**

Accumulation phase account balance

**S1 \$**  **0.00**Retirement phase account balance  
– Non CDBIS**S2 \$**  **0.00**Retirement phase account balance  
– CDBIS**S3 \$**  **0.00** TRIS Count**CLOSING ACCOUNT BALANCE S \$**  **0.00**

(S1 plus S2 plus S3)

Allocated earnings or losses

**O \$**  **0.00**

Inward rollovers and transfers

**P \$**  **0.00**

Outward rollovers and transfers

**Q \$**  **0.00**

Lump Sum payments

**R1 \$**  **0.00**

Income stream payments

**R2 \$**  **0.00**

Loss

☐

Code

☐

Code

☐Accumulation phase value **X1 \$**  **0.00**Retirement phase value **X2 \$**  **0.00**Outstanding limited recourse  
borrowing arrangement amount **Y \$**  **0.00**



## MEMBER 5

Title: Mr ☐ Mrs ☐ Miss ☐ Ms ☐ Other

Family name

First given name

Other given names

Member's TFN

See the Privacy note in the Declaration.

Date of birth  /  /

## Contributions

OPENING ACCOUNT BALANCE \$

**!** Refer to instructions for completing these labels.

Employer contributions

**A \$**

ABN of principal employer

**A1**

Personal contributions

**B \$**

CGT small business retirement exemption

**C \$**

CGT small business 15-year exemption amount

**D \$**

Personal injury election

**E \$**

Spouse and child contributions

**F \$**

Other third party contributions

**G \$**

Proceeds from primary residence disposal

**H \$**

Day Month Year

**H1** Receipt date  /  /

Assessable foreign superannuation fund amount

**I \$**

Non-assessable foreign superannuation fund amount

**J \$**

Transfer from reserve: assessable amount

**K \$**

Transfer from reserve: non-assessable amount

**L \$**

Contributions from non-complying funds  
and previously non-complying funds

**T \$**

Any other contributions  
(including Super Co-contributions  
and Low Income Super Amounts)

**M \$**

**TOTAL CONTRIBUTIONS N \$**

(Sum of labels **A** to **M**)

## Other transactions

Accumulation phase account balance

**S1 \$**

Retirement phase account balance  
– Non CDBIS

**S2 \$**

Retirement phase account balance  
– CDBIS

**S3 \$**

TRIS Count

**CLOSING ACCOUNT BALANCE S \$**

(**S1** plus **S2** plus **S3**)

Allocated earnings or losses

**O \$**

Loss

☐

Inward rollovers and transfers

**P \$**

Outward rollovers and transfers

**Q \$**

Lump Sum payments

**R1 \$**

Code

☐

Income stream payments

**R2 \$**

Code

☐

Accumulation phase value **X1 \$**

Retirement phase value **X2 \$**

Outstanding limited recourse  
borrowing arrangement amount **Y \$**





**MEMBER 6**Title: Mr ☐ Mrs ☐ Miss ☐ Ms ☐ Other Family name First given name Other given names **Member's TFN**See the Privacy note in the Declaration. Date of birth  /  / **Contributions**OPENING ACCOUNT BALANCE \$  0.00**!** Refer to instructions for completing these labels.

Employer contributions

**A \$**  0.00

ABN of principal employer

**A1** 

Personal contributions

**B \$**  0.00

CGT small business retirement exemption

**C \$**  0.00

CGT small business 15-year exemption amount

**D \$**  0.00

Personal injury election

**E \$**  0.00

Spouse and child contributions

**F \$**  0.00

Other third party contributions

**G \$**  0.00

Proceeds from primary residence disposal

**H \$**  0.00**H1** Receipt date  /  / 

Assessable foreign superannuation fund amount

**I \$**  0.00

Non-assessable foreign superannuation fund amount

**J \$**  0.00

Transfer from reserve: assessable amount

**K \$**  0.00

Transfer from reserve: non-assessable amount

**L \$**  0.00Contributions from non-complying funds  
and previously non-complying funds**T \$**  0.00Any other contributions  
(including Super Co-contributions  
and Low Income Super Amounts)**M \$**  0.00**TOTAL CONTRIBUTIONS N \$**  0.00(Sum of labels **A** to **M**)**Other transactions**

Accumulation phase account balance

**S1 \$**  0.00Retirement phase account balance  
– Non CDBIS**S2 \$**  0.00Retirement phase account balance  
– CDBIS**S3 \$**  0.00 0 TRIS Count**CLOSING ACCOUNT BALANCE S \$**  0.00

(S1 plus S2 plus S3)

Allocated earnings or losses

**O \$**  0.00

Inward rollovers and transfers

**P \$**  0.00

Outward rollovers and transfers

**Q \$**  0.00

Lump Sum payments

**R1 \$**  0.00

Income stream payments

**R2 \$**  0.00

Loss

☐

Code

☐

Code

☐Accumulation phase value **X1 \$**  0.00Retirement phase value **X2 \$**  0.00Outstanding limited recourse  
borrowing arrangement amount **Y \$**  0.00

## Section G: Supplementary member information

### MEMBER 7

Title: Mr ☐ Mrs ☐ Miss ☐ Ms ☐ Other

Account status

Code

Family name

First given name

Other given names

Member's TFN

See the Privacy note in the Declaration.

Date of birth

Day  / Month  / Year

If deceased, date of death

Day  / Month  / Year

### Contributions

OPENING ACCOUNT BALANCE \$

! Refer to instructions for completing these labels.

Employer contributions

A \$

ABN of principal employer

A1

Personal contributions

B \$

CGT small business retirement exemption

C \$

CGT small business 15-year exemption amount

D \$

Personal injury election

E \$

Spouse and child contributions

F \$

Other third party contributions

G \$

Proceeds from primary residence disposal

H \$

Day  / Month  / Year

H1 Receipt date

Assessable foreign superannuation fund amount

I \$

Non-assessable foreign superannuation fund amount

J \$

Transfer from reserve: assessable amount

K \$

Transfer from reserve: non-assessable amount

L \$

Contributions from non-complying funds and previously non-complying funds

T \$

Any other contributions (including Super Co-contributions and Low Income Super Amounts)

M \$

TOTAL CONTRIBUTIONS N \$

(Sum of labels A to M)

### Other transactions

Accumulation phase account balance

S1 \$

Retirement phase account balance – Non CDBIS

S2 \$

Retirement phase account balance – CDBIS

S3 \$

TRIS Count

CLOSING ACCOUNT BALANCE S \$

(S1 plus S2 plus S3)

Allocated earnings or losses

O \$

Inward rollovers and transfers

P \$

Outward rollovers and transfers

Q \$

Lump Sum payments

R1 \$

Income stream payments

R2 \$

Loss

Code

Code

Accumulation phase value X1 \$

Retirement phase value X2 \$

Outstanding limited recourse borrowing arrangement amount Y \$

**MEMBER 8**Title: Mr ☐ Mrs ☐ Miss ☐ Ms ☐ Other Account  
statusCode  

Family name

First given name

Other given names

**Member's TFN**

See the Privacy note in the Declaration.

**Date of birth**Day  / Month  / Year **If deceased, date of death**Day  / Month  / Year **Contributions**OPENING ACCOUNT BALANCE \$ **!** Refer to instructions for completing these labels.

Employer contributions

**A \$** 

ABN of principal employer

**A1** 

Personal contributions

**B \$** 

CGT small business retirement exemption

**C \$** 

CGT small business 15-year exemption amount

**D \$** 

Personal injury election

**E \$** 

Spouse and child contributions

**F \$** 

Other third party contributions

**G \$** 

Proceeds from primary residence disposal

**H \$** **H1** Receipt date Day  / Month  / Year 

Assessable foreign superannuation fund amount

**I \$** 

Non-assessable foreign superannuation fund amount

**J \$** 

Transfer from reserve: assessable amount

**K \$** 

Transfer from reserve: non-assessable amount

**L \$** Contributions from non-complying funds  
and previously non-complying funds**T \$** Any other contributions (including Super  
Co-contributions and Low Income Super Amounts)**M \$** **TOTAL CONTRIBUTIONS N \$** (Sum of labels **A** to **M**)**Other transactions**

Accumulation phase account balance

**S1 \$** Retirement phase account balance  
– Non CDBIS**S2 \$** Retirement phase account balance  
– CDBIS**S3 \$**  TRIS Count**CLOSING ACCOUNT BALANCE S \$** 

(\$S1 plus S2 plus S3)

Allocated earnings or losses

**O \$** 

Inward rollovers and transfers

**P \$** 

Outward rollovers and transfers

**Q \$** 

Lump Sum payments

**R1 \$** 

Income stream payments

**R2 \$** Loss  
Code  
Code  
Accumulation phase value **X1 \$** Retirement phase value **X2 \$** Outstanding limited recourse  
borrowing arrangement amount **Y \$** **OFFICIAL: Sensitive** (when completed)

**MEMBER 9**Title: Mr ☐ Mrs ☐ Miss ☐ Ms ☐ Other Account  
statusCode  

Family name

First given name

Other given names

**Member's TFN**

See the Privacy note in the Declaration.

**Date of birth**Day  / Month  / Year **If deceased, date of death**Day  / Month  / Year **Contributions**OPENING ACCOUNT BALANCE \$ **!** Refer to instructions for completing these labels.

Employer contributions

**A \$** 

ABN of principal employer

**A1** 

Personal contributions

**B \$** 

CGT small business retirement exemption

**C \$** 

CGT small business 15-year exemption amount

**D \$** 

Personal injury election

**E \$** 

Spouse and child contributions

**F \$** 

Other third party contributions

**G \$** 

Proceeds from primary residence disposal

**H \$** Day  / Month  / Year **H1** Receipt date 

Assessable foreign superannuation fund amount

**I \$** 

Non-assessable foreign superannuation fund amount

**J \$** 

Transfer from reserve: assessable amount

**K \$** 

Transfer from reserve: non-assessable amount

**L \$** Contributions from non-complying funds  
and previously non-complying funds**T \$** Any other contributions (including Super  
Co-contributions and Low Income Super Amounts)**M \$** **TOTAL CONTRIBUTIONS N \$** (Sum of labels **A** to **M**)**Other transactions**

Accumulation phase account balance

**S1 \$** Retirement phase account balance  
– Non CDBIS**S2 \$** Retirement phase account balance  
– CDBIS**S3 \$**  TRIS Count**CLOSING ACCOUNT BALANCE S \$** 

(\$S1 plus S2 plus S3)

Allocated earnings or losses

**O \$** 

Inward rollovers and transfers

**P \$** 

Outward rollovers and transfers

**Q \$** 

Lump Sum payments

**R1 \$** 

Income stream payments

**R2 \$** Loss  
Code  
Code  
Accumulation phase value **X1 \$** Retirement phase value **X2 \$** Outstanding limited recourse  
borrowing arrangement amount **Y \$** 

**MEMBER 10**Title: Mr ☐ Mrs ☐ Miss ☐ Ms ☐ Other Account  
statusCode  

Family name

First given name

Other given names

**Member's TFN**

See the Privacy note in the Declaration.

**Date of birth**Day / Month / Year  
 /  / **If deceased, date of death**Day / Month / Year  
 /  / **Contributions**OPENING ACCOUNT BALANCE \$ **!** Refer to instructions for completing these labels.

Employer contributions

**A \$** 

ABN of principal employer

**A1** 

Personal contributions

**B \$** 

CGT small business retirement exemption

**C \$** 

CGT small business 15-year exemption amount

**D \$** 

Personal injury election

**E \$** 

Spouse and child contributions

**F \$** 

Other third party contributions

**G \$** 

Proceeds from primary residence disposal

**H \$** **H1** Receipt date Day / Month / Year  
 /  / 

Assessable foreign superannuation fund amount

**I \$** 

Non-assessable foreign superannuation fund amount

**J \$** 

Transfer from reserve: assessable amount

**K \$** 

Transfer from reserve: non-assessable amount

**L \$** Contributions from non-complying funds  
and previously non-complying funds**T \$** Any other contributions (including Super  
Co-contributions and Low Income Super Amounts)**M \$** **TOTAL CONTRIBUTIONS N \$** (Sum of labels **A** to **M**)**Other transactions**

Accumulation phase account balance

**S1 \$** Retirement phase account balance  
– Non CDBIS**S2 \$** Retirement phase account balance  
– CDBIS**S3 \$**  TRIS Count**CLOSING ACCOUNT BALANCE S \$** 

(\$S1 plus S2 plus S3)

Allocated earnings or losses

**O \$** 

Inward rollovers and transfers

**P \$** 

Outward rollovers and transfers

**Q \$** 

Lump Sum payments

**R1 \$** 

Income stream payments

**R2 \$** Loss  
Code  
Code  
Accumulation phase value **X1 \$** Retirement phase value **X2 \$** Outstanding limited recourse  
borrowing arrangement amount **Y \$** **OFFICIAL: Sensitive** (when completed)

**MEMBER 11**Title: Mr ☐ Mrs ☐ Miss ☐ Ms ☐ Other Account  
statusCode  

Family name

First given name

Other given names

**Member's TFN**

See the Privacy note in the Declaration.

**Date of birth**Day  / Month  / Year **If deceased, date of death**Day  / Month  / Year **Contributions**OPENING ACCOUNT BALANCE \$ **!** Refer to instructions for completing these labels.

Employer contributions

**A \$** 

ABN of principal employer

**A1** 

Personal contributions

**B \$** 

CGT small business retirement exemption

**C \$** 

CGT small business 15-year exemption amount

**D \$** 

Personal injury election

**E \$** 

Spouse and child contributions

**F \$** 

Other third party contributions

**G \$** 

Proceeds from primary residence disposal

**H \$** Day  / Month  / Year **H1** Receipt date 

Assessable foreign superannuation fund amount

**I \$** 

Non-assessable foreign superannuation fund amount

**J \$** 

Transfer from reserve: assessable amount

**K \$** 

Transfer from reserve: non-assessable amount

**L \$** Contributions from non-complying funds  
and previously non-complying funds**T \$** Any other contributions (including Super  
Co-contributions and Low Income Super Amounts)**M \$** **TOTAL CONTRIBUTIONS N \$** (Sum of labels **A** to **M**)**Other transactions**

Accumulation phase account balance

**S1 \$** Retirement phase account balance  
– Non CDBIS**S2 \$** Retirement phase account balance  
– CDBIS**S3 \$**  TRIS Count**CLOSING ACCOUNT BALANCE S \$** 

(\$S1 plus S2 plus S3)

Allocated earnings or losses

**O \$** 

Inward rollovers and transfers

**P \$** 

Outward rollovers and transfers

**Q \$** 

Lump Sum payments

**R1 \$** 

Income stream payments

**R2 \$** Loss  
Code  
Code  
Accumulation phase value **X1 \$** Retirement phase value **X2 \$** Outstanding limited recourse  
borrowing arrangement amount **Y \$** 

**MEMBER 12**Title: Mr ☐ Mrs ☐ Miss ☐ Ms ☐ Other Account  
statusCode  

Family name

First given name

Other given names

**Member's TFN**

See the Privacy note in the Declaration.

**Date of birth**Day  / Month  / Year **If deceased, date of death**Day  / Month  / Year **Contributions**OPENING ACCOUNT BALANCE \$ **!** Refer to instructions for completing these labels.

Employer contributions

**A \$** 

ABN of principal employer

**A1** 

Personal contributions

**B \$** 

CGT small business retirement exemption

**C \$** 

CGT small business 15-year exemption amount

**D \$** 

Personal injury election

**E \$** 

Spouse and child contributions

**F \$** 

Other third party contributions

**G \$** 

Proceeds from primary residence disposal

**H \$** **H1** Receipt date Day  / Month  / Year 

Assessable foreign superannuation fund amount

**I \$** 

Non-assessable foreign superannuation fund amount

**J \$** 

Transfer from reserve: assessable amount

**K \$** 

Transfer from reserve: non-assessable amount

**L \$** Contributions from non-complying funds  
and previously non-complying funds**T \$** Any other contributions (including Super  
Co-contributions and Low Income Super Amounts)**M \$** **TOTAL CONTRIBUTIONS N \$** (Sum of labels **A** to **M**)**Other transactions**

Accumulation phase account balance

**S1 \$** Retirement phase account balance  
– Non CDBIS**S2 \$** Retirement phase account balance  
– CDBIS**S3 \$**  TRIS Count**CLOSING ACCOUNT BALANCE S \$** 

(\$S1 plus S2 plus S3)

Allocated earnings or losses

**O \$** 

Inward rollovers and transfers

**P \$** 

Outward rollovers and transfers

**Q \$** 

Lump Sum payments

**R1 \$** 

Income stream payments

**R2 \$** Loss  
Code  
Code  
Accumulation phase value **X1 \$** Retirement phase value **X2 \$** Outstanding limited recourse  
borrowing arrangement amount **Y \$** **OFFICIAL: Sensitive** (when completed)

## Section H: Assets and liabilities

### 15 ASSETS

#### 15a Australian managed investments

Listed trusts **A** \$  ☐

Unlisted trusts **B** \$  ☐

Insurance policy **C** \$  ☐

Other managed investments **D** \$  ☐

#### 15b Australian direct investments

##### Limited recourse borrowing arrangements

Australian residential real property

**J1** \$  ☐

Australian non-residential real property

**J2** \$  ☐

Overseas real property

**J3** \$  ☐

Australian shares

**J4** \$  ☐

Overseas shares

**J5** \$  ☐

Other

**J6** \$  ☐

Property count

**J7**

Cash and term deposits **E** \$  ☐

Debt securities **F** \$  ☐

Loans **G** \$  ☐

Listed shares **H** \$  ☐

Unlisted shares **I** \$  ☐

Limited recourse borrowing arrangements **J** \$  ☐

Non-residential real property **K** \$  ☐

Residential real property **L** \$  ☐

Collectables and personal use assets **M** \$  ☐

Other assets **O** \$  ☐

#### 15c Other investments

Crypto-Currency **N** \$  ☐

#### 15d Overseas direct investments

Overseas shares **P** \$  ☐

Overseas non-residential real property **Q** \$  ☐

Overseas residential real property **R** \$  ☐

Overseas managed investments **S** \$  ☐

Other overseas assets **T** \$  ☐

**TOTAL AUSTRALIAN AND OVERSEAS ASSETS** **U** \$  ☐  
(Sum of labels **A** to **T**)

#### 15e In-house assets

Did the fund have a loan to, lease to or investment in, related parties (known as in-house assets) at the end of the income year?

**A** No ☒

Yes ☐

\$  ☐



**15f Limited recourse borrowing arrangements**

If the fund had an LRBA were the LRBA borrowings from a licensed financial institution?

**A** No ☐ Yes ☐

Did the members or related parties of the fund use personal guarantees or other security for the LRBA?

**B** No ☐ Yes ☐

**16 LIABILITIES**

Borrowings for limited recourse borrowing arrangements

**V1** \$  ~~0.00~~

Permissible temporary borrowings

**V2** \$  ~~0.00~~

Other borrowings

**V3** \$  ~~0.00~~

Borrowings **V** \$  ~~0.00~~

Total member closing account balances  
(total of all **CLOSING ACCOUNT BALANCES** from Sections F and G)

**W** \$  ~~1,300,186.00~~

Reserve accounts **X** \$  ~~0.00~~

Other liabilities **Y** \$  ~~13,861.00~~

**TOTAL LIABILITIES Z** \$  ~~1,314,047.00~~

**Section I: Taxation of financial arrangements**

**17 Taxation of financial arrangements (TOFA)**

Total TOFA gains **H** \$  ~~0.00~~

Total TOFA losses **I** \$  ~~0.00~~

**Section J: Other information**

**Family trust election status**

If the trust or fund has made, or is making, a family trust election, write the four-digit **income year specified** of the election (for example, for the 2021–22 income year, write **2022**).

**A**

If revoking or varying a family trust election, print **R** for revoke or print **V** for variation, and complete and attach the *Family trust election, revocation or variation 2022*.

**B**

**Interposed entity election status**

If the trust or fund has an existing election, write the earliest income year specified. If the trust or fund is making one or more elections this year, write the earliest income year being specified and complete an *Interposed entity election or revocation 2022* for each election.

**C**

If revoking an interposed entity election, print **R**, and complete and attach the *Interposed entity election or revocation 2022*.

**D**

## Section K: Declarations

Penalties may be imposed for false or misleading information in addition to penalties relating to any tax shortfalls.

### Important

Before making this declaration check to ensure that all income has been disclosed and the annual return, all attached schedules and any additional documents are true and correct in every detail. If you leave labels blank, you will have specified a zero amount or the label was not applicable to you. If you are in doubt about any aspect of the annual return, place all the facts before the ATO.

### Privacy

The ATO is authorised by the *Taxation Administration Act 1953* to request the provision of tax file numbers (TFNs). We will use the TFN to identify the entity in our records. It is not an offence not to provide the TFN. However if you do not provide the TFN, the processing of this form may be delayed.

Taxation law authorises the ATO to collect information and disclose it to other government agencies. For information about your privacy go to [ato.gov.au/privacy](https://ato.gov.au/privacy)

### TRUSTEE'S OR DIRECTOR'S DECLARATION:

I declare that, the current trustees and directors have authorised this annual return and it is documented as such in the SMSF's records. I have received a copy of the audit report and are aware of any matters raised therein. The information on this annual return, including any attached schedules and additional documentation is true and correct.

Authorised trustee's, director's or public officer's signature

Date  Day  /  Month  /  Year

### Preferred trustee or director contact details:

Title: Mr ☒ Mrs ☐ Miss ☐ Ms ☐ Other

Family name

**Boin**

First given name

**Dean**

Other given names

**Richard**

Phone number

Email address

Non-individual trustee name (if applicable)

**Carldean Holdings Pty Ltd**

ABN of non-individual trustee **26008137504**

Time taken to prepare and complete this annual return  Hrs

**!** The Commissioner of Taxation, as Registrar of the Australian Business Register, may use the ABN and business details which you provide on this annual return to maintain the integrity of the register. For further information, refer to the instructions.

### TAX AGENT'S DECLARATION:

I declare that the *Self-managed superannuation fund annual return 2022* has been prepared in accordance with information provided by the trustees, that the trustees have given me a declaration stating that the information provided to me is true and correct, and that the trustees have authorised me to lodge this annual return.

Tax agent's signature

Date  Day  /  Month  /  Year

### Tax agent's contact details

Title: Mr ☒ Mrs ☐ Miss ☐ Ms ☐ Other

Family name

**Tonellato**

First given name

**David**

Other given names

Tax agent's practice

**TTO Chartered Accountants**

Tax agent's phone number

**0882119426**

Reference number

**1006162**

Tax agent number

**25809482**

## Trial Balance

As at 30 June 2022

Account Number	Account Description	Units	2022		2021	
			Debit \$	Credit \$	Debit \$	Credit \$
<b>125</b>	<b>Accumulation Member Balance</b>					
125 00001	Boin, Dean Richard			832,881.18		707,658.06
125 00002	Boin, Tiffany Jane			462,053.97		390,102.14
<b>201</b>	<b>Term Deposits</b>					
201 0001	Term Deposits Account 1		250,495.89		-	
201 0002	Term Deposits Account 2		50,000.00		-	
<b>205</b>	<b>Australian Listed Shares</b>					
205 0015	South32 Ordinary Fully Paid	526.0000	2,072.44		1,541.18	
205 0176	ARGO Investments	610.0000	5,368.00		-	
205 0380	BHP Billiton Limited	687.0000	28,338.75		29,919.12	
205 0660	Commonwealth Bank.	785.0000	70,948.30		75,601.59	
205 0683	Medibank Ordinary Fully Paid	3,291.0000	10,695.75		10,399.56	
205 0995	Fortescue Metals Grp	3,633.0000	63,686.49		72,564.06	
205 1020	Galaxy Resources		-		4,404.00	
205 1947	Qantas Airways	1,817.0000	8,121.99		8,467.22	
205 2346	Telstra Corporation.	7,143.0000	27,500.55		26,316.24	
205 2458	Unibalwest Chess Depositary Interests 20:1	120.0000	451.20		681.60	
205 2523	WDS Limited	124.0000	3,948.16		-	
205 2533	Wesfarmers Limited	416.0000	17,434.56		23,817.30	
205 2553	Westpac Banking Corp	1,573.0000	30,673.50		38,560.14	
205 2606	Colesgroup Ordinary Fully Paid Deferred Settlement	365.0000	6,500.65		6,032.77	
205 2746	Endeavour Group Limited	750.0000	5,677.50		-	
205 2897	Allkem Limited	683.0000	7,041.73		-	
<b>206</b>	<b>Australian Unlisted Shares</b>					

## Trial Balance

As at 30 June 2022

Account Number	Account Description	Units	2022		2021	
			Debit \$	Credit \$	Debit \$	Credit \$
206 0002	HYDI Pty Ltd	5.0000	10,000.00		2,810.86	
<b>207</b>	<b>Australian Listed Unit Trust</b>					
207 0107	Scentre Stapled Securities	819.0000	2,121.21		2,244.06	
<b>216</b>	<b>Other Assets</b>					
216 0003	Formation Expenses		835.00		835.00	
<b>290</b>	<b>Cash at Bank</b>					
290 0001	Commonwealth Bank Premium Business Account		643,824.14		717,061.09	
290 0002	Commonwealth Business Online Saver		51,424.28		301,396.25	
<b>450</b>	<b>Provisions for Tax - Fund</b>					
450 0009	Provision for Income Tax (Fund)			(16,886.90)		27,716.89
<b>500</b>	<b>Sundry Creditors</b>					
500 0001	Sundry Creditors Number 1			13,860.00		-
<b>601</b>	<b>Term Deposits</b>					
601 0001	Term Deposits Account 1			495.89		-
<b>605</b>	<b>Australian Listed Shares</b>					
605 0015	South32 Ordinary Fully Paid			102.11		16.71
605 0176	ARGO Investments - Dividends			96.00		-
605 0380	BHP Billiton Limited - Dividends			3,045.78		1,228.43
605 0660	Commonwealth Bank. - Dividends			2,865.00		1,834.34
605 0683	Medibank Ordinary Fully Paid			427.83		398.21
605 0995	Fortescue Metals Grp - Dividends			9,545.05		7,042.58
605 2346	Telstra Corporation. - Dividends			1,119.84		1,077.12
605 2533	Wesfarmers Limited - Dividends			689.90		717.08
605 2553	Westpac Banking Corp - Dividends			1,832.14		1,293.47
605 2606	Colesgroup Ordinary Fully Paid Deferred Settlement			216.98		213.57
605 2746	Endeavour Group Limited			93.75		-
<b>607</b>	<b>Australian Listed Unit Trust</b>					
607 0107	Scentre Stapled Securities			116.67		57.32
<b>610</b>	<b>Property - Commercial</b>					
610 0055	Thebarton Property			782.20		30,338.15
<b>690</b>	<b>Cash at Bank</b>					
690 0001	Commonwealth Bank Premium Business Account			-		3.41
690 0002	Commonwealth Business Online Saver			28.03		153.54
<b>701</b>	<b>Self-Employed Non-Concessional Contributions</b>					
701 00002	Boin, Tiffany Jane			5,000.00		-

# Trial Balance

As at 30 June 2022

Account Number	Account Description	Units	2022		2021	
			Debit \$	Credit \$	Debit \$	Credit \$
<b>702</b>	<b>Employer Concessional Contributions</b>					
702 00002	Boin, Tiffany Jane			6,277.62		3,224.53
<b>704</b>	<b>Self-Employed Concessional Contributions</b>					
704 00002	Boin, Tiffany Jane			5,000.00		-
<b>780</b>	<b>Market Movement Non-Realised</b>					
780 0015	Market Movement Non-Realised - Shares - Listed			(39,759.36)		85,723.92
780 0016	Market Movement Non-Realised - Shares - Unlisted			7,189.14		1,643.25
780 0018	Market Movement Non-Realised - Trusts - Unit			(122.85)		466.83
<b>785</b>	<b>Market Movement Realised</b>					
785 0013	Market Movement Realised - Real Property			-		98,429.97
785 0015	Market Movement Realised - Shares - Listed			1,279.64		(14.25)
<b>801</b>	<b>Fund Administration Expenses</b>					
801 0001	Accountancy Fees		2,134.00		2,024.00	
801 0005	Audit Fees		1,694.00		1,606.00	
<b>803</b>	<b>Property / Real Estate Expenses - Commercial 1</b>					
803 0009	Property - Commercial 1 - Insurance		-		1,746.63	
803 0016	Property - Commercial 1 - Rates		-		2,003.75	
803 0018	Property - Commercial 1 - Repairs & Maintenance		-		385.06	
803 0023	Property - Commercial 1 - Water Charges		-		708.48	
<b>818</b>	<b>Depreciation Expense</b>					
818 0001	Depreciation Expense		-		217.00	
<b>825</b>	<b>Fund Lodgement Expenses</b>					
825 0005	ATO Annual Return Fee - Supervisory levy		259.00		259.00	
<b>860</b>	<b>Fund Tax Expenses</b>					
860 0004	Income Tax Expense		(3,017.48)		27,723.31	
			<b>1,298,229.61</b>	<b>1,298,229.61</b>	<b>1,359,325.27</b>	<b>1,359,325.27</b>

## General Ledger

As at 30 June 2022

Account Number	Account Description	Units	Amount \$	Opening \$	Closing \$
<b>000</b>	<b>Master Clearing Account</b>			-	-
<b>125</b>	<b>Accumulation Member Balance</b>			<b>1,294,935.15</b>	<b>1,294,935.15</b>
00001	Boin, Dean Richard			832,881.18	832,881.18
00002	Boin, Tiffany Jane			462,053.97	462,053.97
<b>199</b>	<b>Current Period Surplus</b>			-	<b>5,251.84</b>
<b>201</b>	<b>Term Deposits</b>			-	<b>300,495.89</b>
201 0001	Term Deposits Account 1			-	250,495.89
	24/09/2021		250,000.00		Transfer Out Branch WEST LAKES
	24/03/2022		495.89		Purchase of Term Deposits Account 1
201 0002	Term Deposits Account 2			-	50,000.00
	3/06/2022		50,000.00		Wdl Branch WEST LAKES
<b>205</b>	<b>Australian Listed Shares</b>			<b>298,304.78</b>	<b>288,459.57</b>
205 0015	South32 Ordinary Fully Paid			1,541.18	2,072.44
	1/07/2021	526.0000			
	30/06/2022	-	531.26		Unrealised market movement
		526.0000			
205 0176	ARGO Investments			-	5,368.00
	1/07/2021	-			
	24/09/2021	600.0000	5,405.95		Purchase of ARGO Investments
	11/03/2022	10.0000	96.00		Purchase of ARGO Investments
	30/06/2022	-	(133.95)		Unrealised market movement
		610.0000			
205 0380	BHP Billiton Limited			29,919.12	28,338.75
	1/07/2021	616.0000			
	21/09/2021	44.0000	1,672.61		Purchase of BHP Billiton Limited
	28/03/2022	27.0000	1,373.17		Purchase of BHP Billiton Limited
	30/06/2022	-	(4,626.15)		Unrealised market movement
		687.0000			
205 0660	Commonwealth Bank.			75,601.59	70,948.30
	1/07/2021	757.0000			
	29/09/2021	15.0000	1,514.00		Purchase of Commonwealth Bank.
	30/03/2022	13.0000	1,351.00		Purchase of Commonwealth Bank.
	30/06/2022	-	(7,518.29)		Unrealised market movement
		785.0000			
205 0683	Medibank Ordinary Fully Paid			10,399.56	10,695.75
	1/07/2021	3,291.0000			
	30/06/2022	-	296.19		Unrealised market movement
		3,291.0000			
205 0995	Fortescue Metals Grp			72,564.06	63,686.49
	1/07/2021	3,109.0000			
	7/09/2021	362.0000	6,559.99		Purchase of Fortescue Metals Grp
	30/03/2022	162.0000	2,985.06		Purchase of Fortescue Metals Grp
	30/06/2022	-	(18,422.62)		Unrealised market movement
		3,633.0000			
205 1020	Galaxy Resources			4,404.00	-
	1/07/2021	1,200.0000			
	27/08/2021	(1,200.0000)	(4,403.98)		AKE
	30/06/2022	-	(0.02)		Realised market movement
		-			
205 1947	Qantas Airways			8,467.22	8,121.99

# General Ledger

As at 30 June 2022

Account Number	Account Description	Units	Amount \$	Opening \$	Closing \$
	1/07/2021	1,817.0000			
	30/06/2022	-	(345.23) Unrealised market movement		
		1,817.0000			
205 2346	Telstra Corporation.			26,316.24	27,500.55
	1/07/2021	6,999.0000			
	1/04/2022	144.0000	559.92 Purchase of Telstra Corporation.		
	30/06/2022	-	624.39 Unrealised market movement		
		7,143.0000			
205 2458	Unibalwest Chess Depositary Interests 20:1			681.60	451.20
	1/07/2021	120.0000			
	30/06/2022	-	(230.40) Unrealised market movement		
		120.0000			
205 2523	WDS Limited			-	3,948.16
	1/07/2021	-			
	3/06/2022	124.0000	1,279.66 WDS		
	30/06/2022	-	2,668.50 Unrealised market movement		
		124.0000			
205 2533	Wesfarmers Limited			23,817.30	17,434.56
	1/07/2021	403.0000			
	7/10/2021	6.0000	362.70 Purchase of Wesfarmers Limited		
	2/12/2021	-	(818.00) WES Return of Capital		
	30/03/2022	7.0000	327.20 Purchase of Wesfarmers Limited		
	30/06/2022	-	(6,254.64) Unrealised market movement		
		416.0000			
205 2553	Westpac Banking Corp			38,560.14	30,673.50
	1/07/2021	1,494.0000			
	8/11/2021	40.0000	896.40 Purchase of Westpac Banking Corp		
	20/05/2022	39.0000	935.74 Purchase of Westpac Banking Corp		
	30/06/2022	-	(9,718.78) Unrealised market movement		
		1,573.0000			
205 2606	Colesgroup Ordinary Fully Paid Deferred Settlement			6,032.77	6,500.65
	1/07/2021	353.0000			
	28/09/2021	5.0000	98.84 Purchase of Colesgroup Ordinary Fully Paid Deferred		
	31/03/2022	7.0000	118.14 Purchase of Colesgroup Ordinary Fully Paid Deferred		
	30/06/2022	-	250.90 Unrealised market movement		
		365.0000			
205 2746	Endeavour Group Limited			-	5,677.50
	1/07/2021	-			
	24/09/2021	750.0000	5,195.79 Purchase of Endeavour Group Limited		
	30/06/2022	-	481.71 Unrealised market movement		
		750.0000			
205 2843	BHP Group Limited Ent To Shares In Woodside Petroleum			-	-
	1/07/2021	-			
	1/06/2022	124.0000	0.00 BHP EST 1:5.534 DIST OF ORD SHS IN WOODSIDE		
	3/06/2022	(124.0000)	(1,279.66) WDS		
	30/06/2022	-	1,279.66 Realised market movement		
		-			
205 2897	Allkem Limited			-	7,041.73
	1/07/2021	-			
	27/08/2021	683.0000	4,403.98 AKE		
	30/06/2022	-	2,637.75 Unrealised market movement		
		683.0000			

# General Ledger

As at 30 June 2022

Account Number	Account Description	Units	Amount \$	Opening \$	Closing \$
<b>206</b>	<b>Australian Unlisted Shares</b>			<b>2,810.86</b>	<b>10,000.00</b>
206 0002	HYDI Pty Ltd			2,810.86	10,000.00
	1/07/2021	5.0000			
	30/06/2022	-	7,189.14		
		5.0000			
<b>207</b>	<b>Australian Listed Unit Trust</b>			<b>2,244.06</b>	<b>2,121.21</b>
207 0107	Scentre Stapled Securities			2,244.06	2,121.21
	1/07/2021	819.0000			
	30/06/2022	-	(122.85)		
		819.0000			
<b>216</b>	<b>Other Assets</b>			<b>835.00</b>	<b>835.00</b>
216 0003	Formation Expenses			835.00	835.00
<b>290</b>	<b>Cash at Bank</b>			<b>1,018,457.34</b>	<b>695,248.42</b>
290 0001	Commonwealth Bank Premium Business Account			717,061.09	643,824.14
	1/07/2021		782.20		
	13/07/2021		421.48		
	12/08/2021		443.68		
	31/08/2021		57.32		
	10/09/2021		554.60		
	23/09/2021		559.92		
	28/09/2021		(10,601.74)		
	30/09/2021		227.08		
	7/10/2021		39.26		
	20/10/2021		443.68		
	12/11/2021		443.68		
	2/12/2021		818.00		
	10/12/2021		443.68		
	19/01/2022		332.76		
	21/01/2022		235.39		
	17/02/2022		415.95		
	28/02/2022		59.35		
	17/03/2022		(3,828.00)		
	18/03/2022		332.76		
	24/03/2022		200.75		
	28/03/2022		93.75		
	7/04/2022		62.85		
	19/04/2022		249.57		
	21/04/2022		338.47		
	13/05/2022		(27,985.31)		
	3/06/2022		(50,000.00)		
	16/06/2022		1,621.92		
	20/06/2022		10,000.00		
290 0002	Commonwealth Business Online Saver			301,396.25	51,424.28
	1/07/2021		2.48		
	1/08/2021		2.56		
	1/09/2021		2.56		
	24/09/2021		(250,000.00)		
	1/10/2021		2.00		
	1/11/2021		0.44		
	1/12/2021		0.42		



## General Ledger

As at 30 June 2022

Account Number	Account Description	Units	Amount \$	Opening \$	Closing \$
	1/01/2022		0.44 Credit Interest		
	1/02/2022		0.44 Credit Interest		
	1/03/2022		0.39 Credit Interest		
	1/04/2022		2.55 Credit Interest		
	1/05/2022		6.76 Credit Interest		
	1/06/2022		6.99 Credit Interest		
<b>310</b>	<b>Accrued Income</b>			-	-
310 0001	Accrued Income			-	-
	13/08/2021		57.32 SCG AUD 0.00001953 FRANKED, 30% CTR		
	31/08/2021		(57.32) SCG AUD 0.00001953 FRANKED, 30% CTR		
	21/09/2021		1,672.61 BHP USD 2, 2 FRANKED, 30% CTR, DRP NIL DISC		
	21/09/2021		(1,672.61) BHP USD 2, 2 FRANKED, 30% CTR, DRP NIL DISC		
	23/09/2021		559.92 TLS AUD 0.03 SPEC, 0.08 FRANKED, 30% CTR, DRP SUSP		
	23/09/2021		(559.92) TLS AUD 0.03 SPEC, 0.08 FRANKED, 30% CTR, DRP SUSP		
	28/09/2021		98.84 COL AUD 0.28 FRANKED, 30% CTR, DRP NIL DISC		
	28/09/2021		(98.84) COL AUD 0.28 FRANKED, 30% CTR, DRP NIL DISC		
	29/09/2021		1,514.00 CBA AUD 2 FRANKED, 30% CTR, DRP NIL DISC		
	29/09/2021		(1,514.00) CBA AUD 2 FRANKED, 30% CTR, DRP NIL DISC		
	30/09/2021		6,559.99 FMG AUD 2.11 FRANKED, 30% CTR, DRP NIL DISC		
	30/09/2021		(6,559.99) FMG AUD 2.11 FRANKED, 30% CTR, DRP NIL DISC		
	30/09/2021		227.08 MPL AUD 0.069 FRANKED, 30% CTR		
	30/09/2021		(227.08) MPL AUD 0.069 FRANKED, 30% CTR		
	7/10/2021		39.26 S32 USD 0.035, 0.02 SPEC, 0.055 FRANKED, 30% CTR		
	7/10/2021		(39.26) S32 USD 0.035, 0.02 SPEC, 0.055 FRANKED, 30% CTR		
	7/10/2021		362.70 WES AUD 0.9 FRANKED, 30% CTR, DRP NIL DISC		
	7/10/2021		(362.70) WES AUD 0.9 FRANKED, 30% CTR, DRP NIL DISC		
	21/12/2021		896.40 WBC AUD 0.6 FRANKED, 30% CTR, DRP NIL DISC		
	21/12/2021		(896.40) WBC AUD 0.6 FRANKED, 30% CTR, DRP NIL DISC		
	14/02/2022		59.35 SCG AUD 0.0297 FRANKED, 30% CTR		
	28/02/2022		(59.35) SCG AUD 0.0297 FRANKED, 30% CTR		
	11/03/2022		96.00 ARG AUD 0.16 FRANKED, 30% CTR, DRP 2% DISC		
	11/03/2022		(96.00) ARG AUD 0.16 FRANKED, 30% CTR, DRP 2% DISC		
	24/03/2022		200.75 MPL AUD 0.061 FRANKED, 30% CTR		
	24/03/2022		(200.75) MPL AUD 0.061 FRANKED, 30% CTR		
	28/03/2022		1,373.17 BHP USD 1.5, 1.5 FRANKED, 30% CTR, DRP NIL DISC		
	28/03/2022		(1,373.17) BHP USD 1.5, 1.5 FRANKED, 30% CTR, DRP NIL DISC		
	28/03/2022		93.75 EDV AUD 0.125 FRANKED, 30% CTR		
	28/03/2022		(93.75) EDV AUD 0.125 FRANKED, 30% CTR		
	30/03/2022		327.20 WES AUD 0.8 FRANKED, 30% CTR, DRP		
	30/03/2022		(327.20) WES AUD 0.8 FRANKED, 30% CTR, DRP		
	30/03/2022		2,985.06 FMG AUD 0.86 FRANKED, 30% CTR, DRP NIL DISC		
	30/03/2022		(2,985.06) FMG AUD 0.86 FRANKED, 30% CTR, DRP NIL DISC		
	30/03/2022		1,351.00 CBA AUD 1.75 FRANKED, 30% CTR, DRP NIL DISC		
	30/03/2022		(1,351.00) CBA AUD 1.75 FRANKED, 30% CTR, DRP NIL DISC		
	31/03/2022		118.14 COL AUD 0.33 FRANKED, 30% CTR, DRP NIL DISC		
	31/03/2022		(118.14) COL AUD 0.33 FRANKED, 30% CTR, DRP NIL DISC		
	1/04/2022		559.92 TLS AUD 0.02 SPEC, 0.08 FRANKED, 30% CTR, DRP NIL		
	1/04/2022		(559.92) TLS AUD 0.02 SPEC, 0.08 FRANKED, 30% CTR, DRP NIL		
	7/04/2022		62.85 S32 USD 0.087, 0.087 FRANKED, 30% CTR		
	7/04/2022		(62.85) S32 USD 0.087, 0.087 FRANKED, 30% CTR		
	24/06/2022		935.74 WBC AUD 0.61 FRANKED, 30% CTR, DRP NIL DISC		
	24/06/2022		(935.74) WBC AUD 0.61 FRANKED, 30% CTR, DRP NIL DISC		

# General Ledger

As at 30 June 2022

Account Number	Account Description	Units	Amount \$	Opening \$	Closing \$
<b>450</b>	<b>Provisions for Tax - Fund</b>			<b>27,716.89</b>	<b>(16,886.90)</b>
450 0009	Provision for Income Tax (Fund)			27,716.89	(16,886.90)
	13/05/2022		(27,726.31)		
	30/06/2022		(16,877.48)		
<b>500</b>	<b>Sundry Creditors</b>			<b>-</b>	<b>13,860.00</b>
500 0001	Sundry Creditors Number 1			-	13,860.00
	30/06/2022		13,860.00		
<b>601</b>	<b>Term Deposits</b>			<b>-</b>	<b>495.89</b>
601 0001	Term Deposits Account 1			-	495.89
	24/03/2022		495.89		
<b>605</b>	<b>Australian Listed Shares</b>			<b>-</b>	<b>20,034.38</b>
605 0015	South32 Ordinary Fully Paid			-	102.11
	7/10/2021		39.26		
	7/04/2022		62.85		
605 0176	ARGO Investments - Dividends			-	96.00
	11/03/2022		96.00		
605 0380	BHP Billiton Limited - Dividends			-	3,045.78
	21/09/2021		1,672.61		
	28/03/2022		1,373.17		
605 0660	Commonwealth Bank. - Dividends			-	2,865.00
	29/09/2021		1,514.00		
	30/03/2022		1,351.00		
605 0683	Medibank Ordinary Fully Paid			-	427.83
	30/09/2021		227.08		
	24/03/2022		200.75		
605 0995	Fortescue Metals Grp - Dividends			-	9,545.05
	30/09/2021		6,559.99		
	30/03/2022		2,985.06		
605 2346	Telstra Corporation. - Dividends			-	1,119.84
	23/09/2021		559.92		
	1/04/2022		559.92		
605 2533	Wesfarmers Limited - Dividends			-	689.90
	7/10/2021		362.70		
	30/03/2022		327.20		
605 2553	Westpac Banking Corp - Dividends			-	1,832.14
	21/12/2021		896.40		
	24/06/2022		935.74		
605 2606	Colesgroup Ordinary Fully Paid Deferred Settlement			-	216.98
	28/09/2021		98.84		
	31/03/2022		118.14		
605 2746	Endeavour Group Limited			-	93.75
	28/03/2022		93.75		
<b>607</b>	<b>Australian Listed Unit Trust</b>			<b>-</b>	<b>116.67</b>
607 0107	Scentre Stapled Securities			-	116.67
	13/08/2021		57.32		
	14/02/2022		59.35		
<b>610</b>	<b>Property - Commercial</b>			<b>-</b>	<b>782.20</b>
610 0055	Thebarton Property			-	782.20
	1/07/2021		782.20		

## General Ledger

As at 30 June 2022

Account Number	Account Description	Units	Amount \$	Opening \$	Closing \$
<b>690</b>	<b>Cash at Bank</b>			-	<b>28.03</b>
690 0002	Commonwealth Business Online Saver			-	28.03
	1/07/2021		2.48 Credit Interest		
	1/08/2021		2.56 Credit Interest		
	1/09/2021		2.56 Credit Interest		
	1/10/2021		2.00 Credit Interest		
	1/11/2021		0.44 Credit Interest		
	1/12/2021		0.42 Credit Interest		
	1/01/2022		0.44 Credit Interest		
	1/02/2022		0.44 Credit Interest		
	1/03/2022		0.39 Credit Interest		
	1/04/2022		2.55 Credit Interest		
	1/05/2022		6.76 Credit Interest		
	1/06/2022		6.99 Credit Interest		
<b>701</b>	<b>Self-Employed Non-Concessional Contributions</b>			-	<b>5,000.00</b>
00002	Boin, Tiffany Jane			-	5,000.00
	20/06/2022		5,000.00 Contribution Self-Employed Non-Concessional		
<b>702</b>	<b>Employer Concessional Contributions</b>			-	<b>6,277.62</b>
00002	Boin, Tiffany Jane			-	6,277.62
	13/07/2021		421.48 Employer Concessional Contributions - period ending		
	12/08/2021		443.68 Employer Concessional Contributions - period ending		
	10/09/2021		554.60 Employer Concessional Contributions - period ending		
	20/10/2021		443.68 Employer Concessional Contributions - period ending		
	12/11/2021		443.68 Employer Concessional Contributions - period ending		
	10/12/2021		443.68 Employer Concessional Contributions - period ending		
	19/01/2022		332.76 Employer Concessional Contributions - period ending		
	21/01/2022		235.39 Contribution Employer Concessional Contributions		
	17/02/2022		415.95 Employer Concessional Contributions - period ending		
	18/03/2022		332.76 Employer Concessional Contributions - period ending		
	19/04/2022		249.57 Employer Concessional Contributions - period ending		
	21/04/2022		338.47 Contribution Employer Concessional Contributions		
	16/06/2022		1,621.92 Contribution Employer Concessional Contributions		
<b>704</b>	<b>Self-Employed Concessional Contributions</b>			-	<b>5,000.00</b>
00002	Boin, Tiffany Jane			-	5,000.00
	20/06/2022		5,000.00 Contribution Self-Employed Concessional Contributions		
<b>780</b>	<b>Market Movement Non-Realised</b>			-	<b>(32,693.07)</b>
780 0015	Market Movement Non-Realised - Shares - Listed			-	(39,759.36)
	30/06/2022		(39,759.36) Unrealised market movement - Domestic Shares		
780 0016	Market Movement Non-Realised - Shares - Unlisted			-	7,189.14
	30/06/2022		7,189.14 Unrealised market movement - Unlisted Shares &		
780 0018	Market Movement Non-Realised - Trusts - Unit			-	(122.85)
	30/06/2022		(122.85) Unrealised market movement - Unit Trusts		
<b>785</b>	<b>Market Movement Realised</b>			-	<b>1,279.64</b>
785 0015	Market Movement Realised - Shares - Listed			-	1,279.64
	30/06/2022		1,279.64 Realised market movement - Domestic Shares		
<b>801</b>	<b>Fund Administration Expenses</b>			-	<b>3,828.00</b>
801 0001	Accountancy Fees			-	2,134.00
	17/03/2022		2,134.00 Transfer to xx2748 CB TabletApp TTO Invoice Pment		
801 0005	Audit Fees			-	1,694.00

## General Ledger

As at 30 June 2022

Account Number	Account Description	Units	Amount \$	Opening \$	Closing \$
	17/03/2022		1,694.00		Transfer to xx2748 CB TabletApp TTO Invoice Pment
<b>825</b>	<b>Fund Lodgement Expenses</b>			-	<b>259.00</b>
825 0005	ATO Annual Return Fee - Supervisory levy			-	259.00
	13/05/2022		259.00		ATO Levy Payment
<b>860</b>	<b>Fund Tax Expenses</b>			-	<b>(3,017.48)</b>
860 0004	Income Tax Expense			-	(3,017.48)
	30/06/2022		6,930.00		Mar 22
	30/06/2022		6,930.00		June 22
	30/06/2022		(16,877.48)		Current year tax expense

Transactions that have been reconciled to each other within the Master Clearing Account in the selected report period have not been included in this report.

# Market Value Movements

From 01/07/2021 to 30/06/2022

Account Number	Account Description	Code	Opening Balance	Purchases	Sales	Adjustments	Closing Market Value	Realised Movement	Unrealised Movement
<b>Domestic Shares</b>									
2050015	South32 Ordinary Fully Paid	S32	1,541.18	-	-	-	2,072.44	-	531.26
2050176	ARGO Investments	ARG	-	5,501.95	-	-	5,368.00	-	(133.95)
2050380	BHP Billiton Limited	BHP	29,919.12	3,045.78	-	-	28,338.75	-	(4,626.15)
2050660	Commonwealth Bank.	CBA	75,601.59	2,865.00	-	-	70,948.30	-	(7,518.29)
2050683	Medibank Ordinary Fully Paid	MPL	10,399.56	-	-	-	10,695.75	-	296.19
2050995	Fortescue Metals Grp	FMG	72,564.06	9,545.05	-	-	63,686.49	-	(18,422.62)
2051020	Galaxy Resources	GXY	4,404.00	-	4,403.98	-	-	(0.02)	-
2051947	Qantas Airways	QAN	8,467.22	-	-	-	8,121.99	-	(345.23)
2052346	Telstra Corporation.	TLS	26,316.24	559.92	-	-	27,500.55	-	624.39
2052458	UnibailWest Chess Depository Interests 20:1	URW	681.60	-	-	-	451.20	-	(230.40)
2052523	WDS Limited	WDS	-	1,279.66	-	-	3,948.16	-	2,668.50
2052533	Wesfarmers Limited	WES	23,817.30	689.90	-	(818.00)	17,434.56	-	(6,254.64)
2052553	Westpac Banking Corp	WBC	38,560.14	1,832.14	-	-	30,673.50	-	(9,718.78)
2052606	Colesgroup Ordinary Fully Paid Deferred	COL	6,032.77	216.98	-	-	6,500.65	-	250.90
2052746	Endeavour Group Limited	EDV	-	5,195.79	-	-	5,677.50	-	481.71
2052843	BHP Group Limited Ent To Shares In	BHPXF	-	-	1,279.66	-	-	1,279.66	-
2052897	Allkem Limited	AKE	-	4,403.98	-	-	7,041.73	-	2,637.75
<b>Unit Trusts</b>			<b>298,304.78</b>	<b>35,136.15</b>	<b>5,683.64</b>	<b>(818.00)</b>	<b>288,459.57</b>	<b>1,279.64</b>	<b>(39,759.36)</b>
2070107	Scentre Stapled Securities	SCG	2,244.06	-	-	-	2,121.21	-	(122.85)
<b>Unlisted Shares &amp; Equities</b>			<b>2,244.06</b>	<b>-</b>	<b>-</b>	<b>-</b>	<b>2,121.21</b>	<b>-</b>	<b>(122.85)</b>
2060002	HYDI Pty Ltd		2,810.86	-	-	-	10,000.00	-	7,189.14
<b>TOTALS</b>			<b>303,359.70</b>	<b>35,136.15</b>	<b>5,683.64</b>	<b>(818.00)</b>	<b>300,580.78</b>	<b>1,279.64</b>	<b>(32,693.07)</b>

# Tax Reconciliation

For the year ended 30 June 2022

## INCOME

<b>Gross Interest Income</b>		523.00	
<b>Gross Dividend Income</b>			
Imputation Credits	8,586.17		
Franked Amounts	20,034.38		
Unfranked Amounts	-	28,620.00	
<b>Gross Rental Income</b>		782.00	
<b>Gross Foreign Income</b>		8.00	
<b>Gross Trust Distributions</b>		73.00	
<b>Gross Assessable Contributions</b>			
Employer Contributions/Untaxed Transfers	6,277.00		
Member Contributions	5,000.00	11,277.00	
<b>Gross Capital Gain</b>			
Net Capital Gain	-		
Pension Capital Gain Revenue	-	-	
<b>Non-arm's length income</b>		-	
<b>Net Other Income</b>		-	
<b>Gross Income</b>			<b>41,283.00</b>
Less Exempt Current Pension Income		-	
<b>Total Income</b>			<b>41,283.00</b>
<b>LESS DEDUCTIONS</b>			
<b>Other Deduction</b>		4,087.00	
<b>Total Deductions</b>			<b>4,087.00</b>
<b>TAXABLE INCOME</b>			<b>37,196.00</b>
Gross Income Tax Expense (15% of Standard Component)		5,579.40	
(45% of Non-arm's length income)		-	
Less Foreign Tax Offset	0.29		
Less Other Tax Credit	-	0.29	
<b>Tax Assessed</b>			<b>5,579.11</b>
Less Imputed Tax Credit		8,596.59	
Less Amount Already paid (for the year)		13,860.00	22,456.59
<b>TAX DUE OR REFUNDABLE</b>			<b>(16,877.48)</b>
<b>Supervisory Levy</b>			<b>259.00</b>
<b>AMOUNT DUE OR REFUNDABLE</b>			<b>(16,618.48)</b>

	Date Acquired	Units	Market Value	Cost Base Used	Cost Base Adjustment	Gain Method	Adjusted Cost	Gain/Loss
Capital Gains Tax Assets								
	205 0015 South32 Ordinary Fully Paid (S32)	526.0000	2,072.44	351.05	-	Discount	351.05	1,721.39
		<b>526.0000</b>	<b>2,072.44</b>	<b>351.05</b>	<b>-</b>		<b>351.05</b>	<b>1,721.39</b>
205 0176 ARGO Investments (ARG)	24/09/2021	600.0000	5,280.00	5,405.95	-	Loss	5,405.95	(125.95)
	11/03/2022	10.0000	88.00	96.00	-	Loss	96.00	(8.00)
		<b>610.0000</b>	<b>5,368.00</b>	<b>5,501.95</b>	<b>-</b>		<b>5,501.95</b>	<b>(133.95)</b>
205 0380 BHP Billiton Limited (BHP)	1/07/2009	526.0000	21,697.50	3,810.59	-	Discount	3,810.59	17,886.91
	25/09/2018	13.0000	536.25	394.47	-	Discount	394.47	141.78
	26/03/2019	11.0000	453.75	365.21	-	Discount	365.21	88.54
	25/09/2019	17.0000	701.25	529.65	-	Discount	529.65	171.60
	24/03/2020	20.0000	825.00	477.36	-	Discount	477.36	347.64
	22/09/2020	12.0000	495.00	375.14	-	Discount	375.14	119.86
	23/03/2021	17.0000	701.25	665.28	-	Discount	665.28	35.97
	21/09/2021	44.0000	1,815.00	1,672.61	-	Other	1,672.61	142.39
	28/03/2022	27.0000	1,113.75	1,373.17	-	Loss	1,373.17	(259.42)
		<b>687.0000</b>	<b>28,338.75</b>	<b>9,663.48</b>	<b>-</b>		<b>9,663.48</b>	<b>18,675.27</b>
205 0660 Commonwealth Bank. (CBA)	1/07/2009	418.0000	37,778.84	16,076.28	-	Discount	16,076.28	21,702.56
	1/10/2010	14.0000	1,265.32	710.60	-	Discount	710.60	554.72
	1/04/2011	11.0000	994.18	570.24	-	Discount	570.24	423.94
	6/10/2011	17.0000	1,536.46	832.84	-	Discount	832.84	703.62
	5/04/2012	13.0000	1,174.94	630.20	-	Discount	630.20	544.74
	5/10/2012	17.0000	1,536.46	931.81	-	Discount	931.81	604.65
	5/04/2013	12.0000	1,084.56	803.60	-	Discount	803.60	280.96
	3/10/2013	13.0000	1,174.94	1,004.00	-	Discount	1,004.00	170.94
	3/04/2014	13.0000	1,174.94	942.45	-	Discount	942.45	232.49
	2/10/2014	14.0000	1,265.32	1,151.04	-	Discount	1,151.04	114.28
	2/04/2015	12.0000	1,084.56	1,073.16	-	Discount	1,073.16	11.40
	1/10/2015	16.0000	1,446.08	1,229.88	-	Discount	1,229.88	216.20
	31/03/2016	16.0000	1,446.08	1,128.60	-	Discount	1,128.60	317.48
	29/09/2016	18.0000	1,626.84	1,300.92	-	Discount	1,300.92	325.92
	4/04/2017	14.0000	1,265.32	1,201.96	-	Discount	1,201.96	63.36
	29/09/2017	19.0000	1,717.22	1,421.40	-	Discount	1,421.40	295.82

	Date Acquired	Units	Market Value	Cost Base Used	Cost Base Adjustment	Gain Method	Adjusted Cost	Gain/Loss
205 0683 Medibank Ordinary Fully Paid (MPL)	28/03/2018	17.0000	1,536.46	1,274.00	-	Discount	1,274.00	262.46
	28/09/2018	21.0000	1,897.98	1,510.74	-	Discount	1,510.74	387.24
	28/03/2019	18.0000	1,626.84	1,350.00	-	Discount	1,350.00	276.84
	26/09/2019	21.0000	1,897.98	1,600.83	-	Discount	1,600.83	297.15
	31/03/2020	19.0000	1,717.22	1,428.00	-	Discount	1,428.00	289.22
	30/09/2020	11.0000	994.18	718.34	-	Discount	718.34	275.84
	30/03/2021	13.0000	1,174.94	1,116.00	-	Discount	1,116.00	58.94
	29/09/2021	15.0000	1,355.70	1,514.00	-	Loss	1,514.00	(158.30)
	30/03/2022	13.0000	1,174.94	1,351.00	-	Loss	1,351.00	(176.06)
		<b>785.0000</b>	<b>70,948.30</b>	<b>42,871.89</b>	<b>-</b>		<b>42,871.89</b>	<b>28,076.41</b>
205 0995 Fortescue Metals Grp (FMG)	11/11/2014	3,291.0000	10,695.75	6,582.00	-	Discount	6,582.00	4,113.75
		<b>3,291.0000</b>	<b>10,695.75</b>	<b>6,582.00</b>	<b>-</b>		<b>6,582.00</b>	<b>4,113.75</b>
	1/07/2009	1,720.0000	30,151.60	4,988.00	-	Discount	4,988.00	25,163.60
	4/10/2013	37.0000	648.61	172.00	-	Discount	172.00	476.61
	2/04/2014	35.0000	613.55	175.70	-	Discount	175.70	437.85
	3/10/2014	45.0000	788.85	179.20	-	Discount	179.20	609.65
	7/04/2015	28.0000	490.84	55.11	-	Discount	55.11	435.73
	5/10/2015	19.0000	333.07	37.30	-	Discount	37.30	295.77
	7/04/2016	21.0000	368.13	56.52	-	Discount	56.52	311.61
	4/10/2016	47.0000	823.91	228.60	-	Discount	228.60	595.31
205 1947 Qantas Airways (QAN)	6/04/2017	60.0000	1,051.80	390.40	-	Discount	390.40	661.40
	3/10/2017	87.0000	1,525.11	503.00	-	Discount	503.00	1,022.11
	5/04/2018	49.0000	858.97	230.89	-	Discount	230.89	628.08
	2/10/2018	71.0000	1,244.63	257.76	-	Discount	257.76	986.87
	22/03/2019	102.0000	1,788.06	665.70	-	Discount	665.70	1,122.36
	14/06/2019	166.0000	2,909.98	1,392.60	-	Discount	1,392.60	1,517.38
	2/10/2019	68.0000	1,192.04	596.88	-	Discount	596.88	595.16
	6/04/2020	204.0000	3,576.12	1,941.80	-	Discount	1,941.80	1,634.32
	2/10/2020	155.0000	2,717.15	2,759.00	-	Loss	2,759.00	(41.85)
	24/03/2021	195.0000	3,418.35	4,283.58	-	Loss	4,283.58	(865.23)
	7/09/2021	362.0000	6,345.86	6,559.99	-	Loss	6,559.99	(214.13)
	30/03/2022	162.0000	2,839.86	2,985.06	-	Loss	2,985.06	(145.20)
		<b>3,633.0000</b>	<b>63,686.49</b>	<b>28,459.09</b>	<b>-</b>		<b>28,459.09</b>	<b>35,227.40</b>



	Date Acquired	Units	Market Value	Cost Base Used	Cost Base Adjustment	Gain Method	Adjusted Cost	Gain/Loss
205 2346 Telstra Corporation. (TLS)	1/07/2009	1,817.0000	8,121.99	6,268.65	-	Discount	6,268.65	1,853.34
		<b>1,817.0000</b>	<b>8,121.99</b>	<b>6,268.65</b>	<b>-</b>		<b>6,268.65</b>	<b>1,853.34</b>
	1/07/2009	5,154.0000	19,842.90	20,925.24	-	Loss	20,925.24	(1,082.34)
	25/09/2015	141.0000	542.85	798.87	-	Loss	798.87	(256.02)
	1/04/2016	159.0000	612.15	820.72	-	Loss	820.72	(208.57)
	23/09/2016	160.0000	616.00	845.37	-	Loss	845.37	(229.37)
	31/03/2017	187.0000	719.95	870.33	-	Loss	870.33	(150.38)
	29/03/2018	187.0000	719.95	638.11	-	Discount	638.11	81.84
	27/09/2018	206.0000	793.10	658.68	-	Discount	658.68	134.42
	29/03/2019	156.0000	600.60	495.52	-	Discount	495.52	105.08
	26/09/2019	142.0000	546.70	508.00	-	Discount	508.00	38.70
	27/03/2020	148.0000	569.80	519.36	-	Discount	519.36	50.44
	24/09/2020	184.0000	708.40	531.20	-	Discount	531.20	177.20
205 2458 Unibalwest Chess Depository Interests 20:1 (URW)	26/03/2021	175.0000	673.75	545.92	-	Discount	545.92	127.83
	1/04/2022	144.0000	554.40	559.92	-	Loss	559.92	(5.52)
		<b>7,143.0000</b>	<b>27,500.55</b>	<b>28,717.24</b>	<b>-</b>		<b>28,717.24</b>	<b>(1,216.69)</b>
	7/06/2018	120.0000	451.20	1,760.40	-	Loss	1,760.40	(1,309.20)
		<b>120.0000</b>	<b>451.20</b>	<b>1,760.40</b>	<b>-</b>		<b>1,760.40</b>	<b>(1,309.20)</b>
205 2523 WDS Limited (WDS)	1/07/2009	108.0000	3,438.72	782.76	-	Discount	782.76	2,655.96
	25/09/2018	2.0000	63.68	71.28	-	Loss	71.28	(7.60)
	26/03/2019	2.0000	63.68	55.64	-	Discount	55.64	8.04
	25/09/2019	3.0000	95.52	95.71	-	Loss	95.71	(0.19)
	24/03/2020	4.0000	127.36	86.26	-	Discount	86.26	41.10
	22/09/2020	2.0000	63.68	67.79	-	Loss	67.79	(4.11)
	23/03/2021	3.0000	95.52	120.22	-	Loss	120.22	(24.70)
		<b>124.0000</b>	<b>3,948.16</b>	<b>1,279.66</b>	<b>-</b>		<b>1,279.66</b>	<b>2,668.50</b>
205 2533 Wesfarmers Limited (WES)	1/07/2009	153.0000	6,412.23	4,046.40	1,421.86	Discount	2,624.54	3,787.69
	1/07/2009	81.0000	3,394.71	2,109.19	752.75	Discount	1,356.44	2,038.27
	30/08/2010	5.0000	209.55	155.65	46.47	Discount	109.18	100.37
	28/02/2011	5.0000	209.55	146.80	46.47	Discount	100.33	109.22
	30/09/2011	7.0000	293.37	194.95	65.05	Discount	129.90	163.47
	30/03/2012	6.0000	251.46	164.80	55.76	Discount	109.04	142.42
		<b>153.0000</b>	<b>6,412.23</b>	<b>4,046.40</b>	<b>1,421.86</b>		<b>2,624.54</b>	<b>3,787.69</b>
		<b>81.0000</b>	<b>3,394.71</b>	<b>2,109.19</b>	<b>752.75</b>		<b>1,356.44</b>	<b>2,038.27</b>
		<b>5.0000</b>	<b>209.55</b>	<b>155.65</b>	<b>46.47</b>		<b>109.18</b>	<b>100.37</b>
		<b>5.0000</b>	<b>209.55</b>	<b>146.80</b>	<b>46.47</b>		<b>100.33</b>	<b>109.22</b>
		<b>7.0000</b>	<b>293.37</b>	<b>194.95</b>	<b>65.05</b>		<b>129.90</b>	<b>163.47</b>
		<b>6.0000</b>	<b>251.46</b>	<b>164.80</b>	<b>55.76</b>		<b>109.04</b>	<b>142.42</b>
		<b>124.0000</b>	<b>3,948.16</b>	<b>1,279.66</b>	<b>-</b>		<b>1,279.66</b>	<b>2,668.50</b>

Carldean Holdings Pty Ltd Superannuation Fund

Accrued Capital Gains

For the year ended 30 June 2022

	Date Acquired	Units	Market Value	Cost Base Used	Cost Base Adjustment	Gain Method	Adjusted Cost	Gain/Loss
205 2553 Westpac Banking Corp (WBC)	28/09/2012	8.0000	335.28	229.75	74.35	Discount	155.40	179.88
	28/03/2013	5.0000	209.55	196.46	46.47	Discount	149.99	59.56
	27/09/2013	7.0000	293.37	267.09	65.05	Discount	202.04	91.33
	2/04/2014	5.0000	209.55	225.95	46.47	Discount	179.48	30.07
	9/10/2014	8.0000	335.28	308.05	74.35	Discount	233.70	101.58
	16/12/2014	2.0000	83.82	69.75	18.59	Discount	51.16	32.66
	2/04/2015	5.0000	209.55	249.88	46.47	Discount	203.41	6.14
	30/09/2015	9.0000	377.19	311.67	83.64	Discount	228.03	149.16
	7/04/2016	7.0000	293.37	264.46	65.05	Discount	199.41	93.96
	5/10/2016	7.0000	293.37	283.35	65.05	Discount	218.30	75.07
	28/03/2017	7.0000	293.37	315.60	65.05	Discount	250.55	42.82
	28/09/2017	10.0000	419.10	372.40	92.93	Discount	279.47	139.63
	5/04/2018	8.0000	335.28	331.11	74.35	Discount	256.76	78.52
	27/09/2018	8.0000	335.28	398.00	74.35	Discount	323.65	11.63
	10/04/2019	21.0000	880.11	664.00	-	Discount	664.00	216.11
	9/10/2019	7.0000	293.37	277.72	-	Discount	277.72	15.65
	31/03/2020	7.0000	293.37	271.75	-	Discount	271.75	21.62
	1/10/2020	8.0000	335.28	352.60	-	Loss	352.60	(17.32)
	31/03/2021	7.0000	293.37	334.48	-	Loss	334.48	(41.11)
	7/10/2021	6.0000	251.46	350.70	-	Loss	350.70	(99.24)
	30/03/2022	7.0000	293.37	327.20	-	Loss	327.20	(33.83)
		<b>416.0000</b>	<b>17,434.56</b>	<b>13,219.76</b>	<b>3,280.53</b>		<b>9,939.23</b>	<b>7,495.33</b>
	1/07/2009	762.0000	14,859.00	1,528.56	-	Discount	1,528.56	13,330.44
	2/07/2010	22.0000	429.00	495.30	-	Loss	495.30	(66.30)
	20/12/2010	27.0000	526.50	580.16	-	Loss	580.16	(53.66)
	4/07/2011	28.0000	546.00	616.36	-	Loss	616.36	(70.36)
	19/12/2011	33.0000	643.50	671.20	-	Loss	671.20	(27.70)
	2/07/2012	35.0000	682.50	715.04	-	Loss	715.04	(32.54)
	20/12/2012	31.0000	604.50	761.88	-	Loss	761.88	(157.38)
	2/07/2013	31.0000	604.50	900.48	-	Loss	900.48	(295.98)
	19/12/2013	29.0000	565.50	949.62	-	Loss	949.62	(384.12)
	2/07/2014	26.0000	507.00	898.20	-	Loss	898.20	(391.20)
	19/12/2014	29.0000	565.50	942.08	-	Loss	942.08	(376.58)
	2/07/2015	31.0000	604.50	979.29	-	Loss	979.29	(374.79)
	21/12/2015	32.0000	624.00	1,018.96	-	Loss	1,018.96	(394.96)

	Date Acquired	Units	Market Value	Cost Base Used	Cost Base Adjustment	Gain Method	Adjusted Cost	Gain/Loss
205 2606 Colesgroup Ordinary Fully Paid Deferred Settlement (COL)	4/07/2016	34.0000	663.00	1,049.04	-	Loss	1,049.04	(386.04)
	21/12/2016	35.0000	682.50	1,081.00	-	Loss	1,081.00	(398.50)
	4/07/2017	37.0000	721.50	1,113.90	-	Loss	1,113.90	(392.40)
	22/12/2017	36.0000	702.00	1,148.68	-	Loss	1,148.68	(446.68)
	4/07/2018	43.0000	838.50	1,182.52	-	Loss	1,182.52	(344.02)
	20/12/2018	47.0000	916.50	1,222.94	-	Loss	1,222.94	(306.44)
	24/06/2019	46.0000	897.00	1,267.12	-	Loss	1,267.12	(370.12)
	20/12/2019	45.0000	877.50	1,115.20	-	Loss	1,115.20	(237.70)
	18/12/2020	22.0000	429.00	446.09	-	Loss	446.09	(17.09)
	25/06/2021	33.0000	643.50	847.38	-	Loss	847.38	(203.88)
205 2746 Endeavour Group Limited (EDV)	8/11/2021	40.0000	780.00	896.40	-	Loss	896.40	(116.40)
	20/05/2022	39.0000	760.50	935.74	-	Loss	935.74	(175.24)
		1,573.0000	30,673.50	23,363.14	-		23,363.14	7,310.36
	28/11/2018	353.0000	6,286.93	3,280.51	-	Discount	3,280.51	3,006.42
	28/09/2021	5.0000	89.05	98.84	-	Loss	98.84	(9.79)
	31/03/2022	7.0000	124.67	118.14	-	Other	118.14	6.53
		365.0000	6,500.65	3,497.49	-		3,497.49	3,003.16
	24/09/2021	750.0000	5,677.50	5,195.79	-	Other	5,195.79	481.71
		750.0000	5,677.50	5,195.79	-		5,195.79	481.71
	27/08/2021	683.0000	7,041.73	4,403.98	-	Other	4,403.98	2,637.75
205 2897 Allkem Limited (AKE)		683.0000	7,041.73	4,403.98	-		4,403.98	2,637.75
	11/01/2018	5.0000	10,000.00	10,000.00	-	N/A	10,000.00	-
		5.0000	10,000.00	10,000.00	-		10,000.00	-
	30/06/2014	819.0000	2,121.21	491.54	(14.82)	Discount	506.36	1,614.85
		819.0000	2,121.21	491.54	(14.82)		506.36	1,614.85
	1/07/2009	1.0000	-	-	-	N/A	-	-
		1.0000	-	-	-		-	-
								(427.92)
								(37,263.82)
206 0002 HYDI Pty Ltd								
207 0107 Scentre Stapled Securities (SCG)								
210 0055 Thebarton Property (THEB894)								
Less Carried Capital Loss Less Discounting								

Carldean Holdings Pty Ltd Superannuation Fund

Accrued Capital Gains

For the year ended 30 June 2022

	Date Acquired	Units	Market Value	Cost Base Used	Cost Base Adjustment	Gain Method	Adjusted Cost	Gain/Loss
TOTALS			300,580.78	191,627.11	3,265.71		188,361.40	74,527.64
GRAND TOTAL								74,527.64

# Tax Statement

As at 30 June 2022

	Distributions you received	Tax Offsets	Taxable Income
<b>Gross Distribution Income</b>			
Franked	20,058.69	8,596.59	28,655.28
Unfranked	-		-
Unfranked CFI	-		-
Interest	523.92		523.92
Other Income	38.36		38.36
			<b>29,217.56</b>
<b>Gross Rental Income</b>	<b>782.20</b>		<b>782.20</b>
<b>Net Capital Gains</b>			
Discounted CG TARP	-	-	-
Discounted CG NTARP	-	-	-
CGT Concession Amount	-	-	-
CG - other TARP	-	-	-
CG - other NTARP	-	-	-
			<b>-</b>
<b>Gross Foreign Income</b>			
Interest income	-	-	-
Other assessable foreign income	7.77	0.29	8.06
			<b>8.06</b>
<b>Non-assessable Amounts</b>			
Non-taxable	-		
Tax Free Trust	0.10		
Tax deferred/Cost base adjustment	46.13		
<b>Total Distributions</b>	<b>21,457.17</b>		
Less:			
TFN amounts withheld	-		
Non-resident withholding - excluding CG	-		
Non-resident withholding - CG	-		
Other withholding tax	-		
Deductible expenses	4,087.00		
<b>Net Distributions</b>	<b>17,370.17</b>		
Net Capital Gains from Sales	(427.92)		
<b>Total Capital Gain</b>	<b>-</b>		

# Detailed Tax Statement

As at 30 June 2022

Dividends

	Tax Date	Amount Received	Franked	Unfranked	Unfranked Credits	CFI	Franking Credits	Foreign Income	Foreign Credits	TFN/ABN Withhold Tax	Non-Res Withhold Tax	NALI	Other Tax Credits
Domestic Shares	ARGO Investments - Dividends (ARG)												
	11/03/2022	96.00	96.00	-	-	-	41.14	-	-	-	-	-	-
BHP Billiton Limited - Dividends (BHP)		96.00	96.00	-	-	-	41.14	-	-	-	-	-	-
	21/09/2021	1,672.61	1,672.61	-	-	-	716.83	-	-	-	-	-	-
	28/03/2022	1,373.17	1,373.17	-	-	-	588.50	-	-	-	-	-	-
Colesgroup Ordinary Fully Paid Deferred Settlement (COL)		3,045.78	3,045.78	-	-	-	1,305.33	-	-	-	-	-	-
	28/09/2021	98.84	98.84	-	-	-	42.36	-	-	-	-	-	-
	31/03/2022	118.14	118.14	-	-	-	50.63	-	-	-	-	-	-
Commonwealth Bank - Dividends (CBA)		216.98	216.98	-	-	-	92.99	-	-	-	-	-	-
	29/09/2021	1,514.00	1,514.00	-	-	-	648.86	-	-	-	-	-	-
	30/03/2022	1,351.00	1,351.00	-	-	-	579.00	-	-	-	-	-	-
Endeavour Group Limited (EDV)		2,865.00	2,865.00	-	-	-	1,227.86	-	-	-	-	-	-
	28/03/2022	93.75	93.75	-	-	-	40.18	-	-	-	-	-	-
Fortescue Metals Grp - Dividends (FMG)		93.75	93.75	-	-	-	40.18	-	-	-	-	-	-
	30/09/2021	6,559.99	6,559.99	-	-	-	2,811.42	-	-	-	-	-	-
	30/03/2022	2,985.06	2,985.06	-	-	-	1,279.31	-	-	-	-	-	-
Medibank Ordinary Fully Paid (MPL)		9,545.05	9,545.05	-	-	-	4,090.73	-	-	-	-	-	-
	30/09/2021	227.08	227.08	-	-	-	97.32	-	-	-	-	-	-
South32 Ordinary Fully Paid (S32)		200.75	200.75	-	-	-	86.04	-	-	-	-	-	-
	24/03/2022	427.83	427.83	-	-	-	183.36	-	-	-	-	-	-
	07/10/2021	39.26	39.26	-	-	-	16.83	-	-	-	-	-	-
Telstra Corporation - Dividends (TLS)		62.85	62.85	-	-	-	26.94	-	-	-	-	-	-
	07/04/2022	102.11	102.11	-	-	-	43.77	-	-	-	-	-	-

# Detailed Tax Statement

As at 30 June 2022

Dividends

	Tax Date	Amount Received	Franked	Unfranked	Unfranked CFI	Franking Credits	Foreign Income	Foreign Credits	TFN/ABN Withhold Tax	Non-Res Withhold Tax	NALI	Other Tax Credits
	23/09/2021	559.92	559.92	-	-	239.97	-	-	-	-	-	-
	01/04/2022	559.92	559.92	-	-	239.97	-	-	-	-	-	-
		1,119.84	1,119.84	-	-	479.94	-	-	-	-	-	-
Wesfarmers Limited - Dividends (WES)												
	07/10/2021	362.70	362.70	-	-	155.44	-	-	-	-	-	-
	30/03/2022	327.20	327.20	-	-	140.23	-	-	-	-	-	-
		689.90	689.90	-	-	295.67	-	-	-	-	-	-
Westpac Banking Corp - Dividends (WBC)												
	21/12/2021	896.40	896.40	-	-	384.17	-	-	-	-	-	-
	24/06/2022	935.74	935.74	-	-	401.03	-	-	-	-	-	-
		1,832.14	1,832.14	-	-	785.20	-	-	-	-	-	-
		20,034.38	20,034.38	-	-	8,586.17	-	-	-	-	-	-
TOTALS												
		20,034.38	20,034.38	-	-	8,586.17	-	-	-	-	-	-

# Detailed Tax Statement

As at 30 June 2022

Distributions															
Australian Income						Capital Gains				Foreign		Non-Assessable			
Tax Date	Amount Received	Interest Unfranked (incl. CFI)	Franked	Franking Credits	Other Taxable	Discounted	Indexed	Other Concession	CG Credits	Income	Tax Credits	Tax Free	Tax Def'd / Cost base adj.	Tax Exempt	With g Tax
Property															
Thebarton Property (THEB894)															
01/07/2021	782.20	-	-	-	782.20	-	-	-	-	-	-	-	-	-	-
	782.20	-	-	-	782.20	-	-	-	-	-	-	-	-	-	-
	782.20	-	-	-	782.20	-	-	-	-	-	-	-	-	-	-
Unit Trusts															
Scentre Stapled Securities (SCG)															
13/08/2021	57.32	-	11.94	5.12	18.85	-	-	-	-	3.82	0.14	0.05	22.66	-	-
14/02/2022	59.35	-	12.37	5.30	19.51	-	-	-	-	3.95	0.15	0.05	23.47	-	-
	116.67	-	24.31	10.42	38.36	-	-	-	-	7.77	0.29	0.10	46.13	-	-
	116.67	-	24.31	10.42	38.36	-	-	-	-	7.77	0.29	0.10	46.13	-	-
TOTALS	898.87	-	24.31	10.42	820.56	-	-	-	-	7.77	0.29	0.10	46.13	-	-



Detailed Tax Statement

As at 30 June 2022

Interest													
		Tax Date	Amount Received	Interest	Foreign Income	Foreign Tax Credits	TFN/ABN Withhold Tax	Non-Res Withhold Tax					
Cash													
Commonwealth Business Online Saver													
		01/07/2021	2.48	2.48	-	-	-	-					
		01/08/2021	2.56	2.56	-	-	-	-					
		01/09/2021	2.56	2.56	-	-	-	-					
		01/10/2021	2.00	2.00	-	-	-	-					
		01/11/2021	0.44	0.44	-	-	-	-					
		01/12/2021	0.42	0.42	-	-	-	-					
		01/01/2022	0.44	0.44	-	-	-	-					
		01/02/2022	0.44	0.44	-	-	-	-					
		01/03/2022	0.39	0.39	-	-	-	-					
		01/04/2022	2.55	2.55	-	-	-	-					
		01/05/2022	6.76	6.76	-	-	-	-					
		01/06/2022	6.99	6.99	-	-	-	-					
			28.03	28.03	-	-	-	-					
			28.03	28.03	-	-	-	-					
Fixed Interest Securities													
Term Deposits Account 1													
		24/03/2022	495.89	495.89	-	-	-	-					
			495.89	495.89	-	-	-	-					
			495.89	495.89	-	-	-	-					
TOTALS			523.92	523.92	-	-	-	-					

# Detailed Tax Statement

As at 30 June 2022

Tax Deductible Expenses	
Account	Amount Paid
Accountancy Fees	2,134.00
ATO Annual Return Fee - Supervisory levy	259.00
Audit Fees	1,694.00
TOTALS	4,087.00

# Notes to the Tax Reconciliation

## Exempt Pension Income / Deduction Apportionment

For the year ended 30 June 2022

### EXEMPT CURRENT PENSION INCOME

The Exempt Current Pension Income is calculated using segregation of assets and income.

The calculation is outlined below using only transactions tagged to segregated pension members:

<b>Gross Interest Income</b>		-
<b>Gross Dividend Income</b>		
Imputation Credits	-	
Franked Amounts	-	
Unfranked Amounts	-	-
<b>Gross Rental Income</b>		-
<b>Gross Foreign Income</b>		-
<b>Gross Trust Distributions</b>		-
<b>Net Capital Gains</b>		-
<b>Net Other Income</b>		-
<b>Exempt Current Pension Income</b>		-

# Notes to the Tax Reconciliation

## Exempt Pension Income / Deduction Apportionment

For the year ended 30 June 2022

### APPORTIONMENT FACTOR FOR GENERAL ADMINISTRATIVE EXPENSES

#### Fund Income:

Gross Income	41,283.00
PLUS Non-assessable Contributions	5,000.00
PLUS Rollins	-
	46,283.00

#### Reduced Fund Income:

Fund Income	46,283.00
LESS Exempt Current Pension Income	-
	46,283.00

#### Apportionment Factor:

Reduced Fund Income	46,283.00
Fund Income	46,283.00
	1.0000000000

### APPORTIONMENT FACTOR FOR INVESTMENT EXPENSES

#### Assessable Investment Income:

Gross Income	41,283.00
LESS Gross Taxable Contributions	11,277.00
LESS Exempt Current Pension Income	-
	30,006.00

#### Total Investment Income:

Gross Income	41,283.00
LESS Gross Taxable Contributions	11,277.00
	30,006.00

#### Apportionment Factor:

Assessable Investment Income	30,006.00
Total Investment Income	30,006.00
	1.0000000000

# Notes to the Tax Reconciliation

## Deductions

For the year ended 30 June 2022

Account	Member	Date	Description	Transaction Amount	Deductible %	Deductible \$	Pension Exempt Apportionment	Apportionment Factor	Tagged to Member	Deduction
801 0001		17/03/2022	Transfer to xx2748 CB TabletApp TTO Invoice	2,134.00	100.00	2,134.00	Yes	1.0000		2,134.00
801 0005		17/03/2022	Transfer to xx2748 CB TabletApp TTO Invoice	1,694.00	100.00	1,694.00	Yes	1.0000		1,694.00
825 0005		13/05/2022	ATO Levy Payment	259.00	100.00	259.00	No	-		259.00
TOTALS				4,087.00		4,087.00				4,087.00

# Notes to the Tax Reconciliation

## Trust Distributions - Assessable Amounts

For the year ended 30 June 2022

Account	Description	Date	Rent	Unfranked	Unfranked CFI	Franked	Imputation Credit	NALI	Interest	Other Taxable	Total
607 0107	Scentre Stapled Securities	13/08/2021	-	-	-	11.94	5.12	-	-	18.85	35.91
607 0107	Scentre Stapled Securities	14/02/2022	-	-	-	12.37	5.30	-	-	19.51	37.18
TOTALS			-	-	-	24.31	10.42	-	-	38.36	73.09

# Notes to the Tax Reconciliation

## Trust Distributions - Non-Assessable Amounts

For the year ended 30 June 2022

Account	Description	Date	Tax exempted	Tax free trust	Tax deferred/ Cost base adj	Total
607 0107	Scentre Stapled Securities	13/08/2021	-	0.05	22.66	22.71
607 0107	Scentre Stapled Securities	14/02/2022	-	0.05	23.47	23.52
<b>TOTALS</b>			<b>-</b>	<b>0.10</b>	<b>46.13</b>	<b>46.23</b>

# Notes to the Tax Reconciliation

## Revenue Summary

For the year ended 30 June 2022

Account	Description	Date	Revenue Amount	TFN Credit	TFN Closely Held Trusts	ABN Credit	Notes
Assessable Revenue Accounts							
601 0001	Term Deposits Account 1	24/03/2022	495.89	-	-	-	
605 0015	South32 Ordinary Fully Paid	07/10/2021	39.26	-	-	-	
605 0015	South32 Ordinary Fully Paid	07/04/2022	62.85	-	-	-	
605 0176	ARGO Investments - Dividends	11/03/2022	96.00	-	-	-	
605 0380	BHP Billiton Limited - Dividends	21/09/2021	1,672.61	-	-	-	
605 0380	BHP Billiton Limited - Dividends	28/03/2022	1,373.17	-	-	-	
605 0660	Commonwealth Bank. - Dividends	29/09/2021	1,514.00	-	-	-	
605 0660	Commonwealth Bank. - Dividends	30/03/2022	1,351.00	-	-	-	
605 0683	Medibank Ordinary Fully Paid	30/09/2021	227.08	-	-	-	
605 0683	Medibank Ordinary Fully Paid	24/03/2022	200.75	-	-	-	
605 0995	Fortescue Metals Grp - Dividends	30/09/2021	6,559.99	-	-	-	
605 0995	Fortescue Metals Grp - Dividends	30/03/2022	2,985.06	-	-	-	
605 2346	Telstra Corporation. - Dividends	23/09/2021	559.92	-	-	-	
605 2346	Telstra Corporation. - Dividends	01/04/2022	559.92	-	-	-	
605 2533	Wesfarmers Limited - Dividends	07/10/2021	362.70	-	-	-	
605 2533	Wesfarmers Limited - Dividends	30/03/2022	327.20	-	-	-	
605 2553	Westpac Banking Corp - Dividends	21/12/2021	896.40	-	-	-	
605 2553	Westpac Banking Corp - Dividends	24/06/2022	935.74	-	-	-	
605 2606	Colesgroup Ordinary Fully Paid Deferred Settlement	28/09/2021	98.84	-	-	-	
605 2606	Colesgroup Ordinary Fully Paid Deferred Settlement	31/03/2022	118.14	-	-	-	
605 2746	Endeavour Group Limited	28/03/2022	93.75	-	-	-	
607 0107	Scentre Stapled Securities	13/08/2021	57.32	-	-	-	
607 0107	Scentre Stapled Securities	14/02/2022	59.35	-	-	-	
610 0055	Thebarton Property	01/07/2021	782.20	-	-	-	
690 0002	Commonwealth Business Online Saver	01/07/2021	2.48	-	-	-	



# Notes to the Tax Reconciliation

## Revenue Summary

For the year ended 30 June 2022

Account	Description	Date	Revenue Amount	TFN Credit	TFN Closely Held Trusts	ABN Credit	Notes
690 0002	Commonwealth Business Online Saver	01/08/2021	2.56	-	-	-	
690 0002	Commonwealth Business Online Saver	01/09/2021	2.56	-	-	-	
690 0002	Commonwealth Business Online Saver	01/10/2021	2.00	-	-	-	
690 0002	Commonwealth Business Online Saver	01/11/2021	0.44	-	-	-	
690 0002	Commonwealth Business Online Saver	01/12/2021	0.42	-	-	-	
690 0002	Commonwealth Business Online Saver	01/01/2022	0.44	-	-	-	
690 0002	Commonwealth Business Online Saver	01/02/2022	0.44	-	-	-	
690 0002	Commonwealth Business Online Saver	01/03/2022	0.39	-	-	-	
690 0002	Commonwealth Business Online Saver	01/04/2022	2.55	-	-	-	
690 0002	Commonwealth Business Online Saver	01/05/2022	6.76	-	-	-	
690 0002	Commonwealth Business Online Saver	01/06/2022	6.99	-	-	-	
Total Assessable Revenue			21,457.17	-	-	-	
Non-assessable Revenue Accounts							
Total Non-assessable Revenue			-	-	-	-	
Total Revenue			21,457.17	-	-	-	

Notes:

FMIS - Forestry Managed Investment Scheme (FMIS) income, NZL - Australian franking credits from a New Zealand company, ABN - Payment where ABN not quoted, PARTNERSHIP - Distribution from partnership

# Notes to the Tax Reconciliation

## Non-Trust Income - Assessable Amounts

For the year ended 30 June 2022

Account	Description	Date	Rent	Unfranked	Unfranked CFI	Franked	Imputation Credit	NALI	Interest	Other Taxable	Total
601 0001	Term Deposits Account 1	24/03/2022	-	-	-	-	-	-	495.89	-	495.89
605 0015	South32 Ordinary Fully Paid	07/10/2021	-	-	-	39.26	16.83	-	-	-	56.09
605 0015	South32 Ordinary Fully Paid	07/04/2022	-	-	-	62.85	26.94	-	-	-	89.79
605 0176	ARGO Investments - Dividends	11/03/2022	-	-	-	96.00	41.14	-	-	-	137.14
605 0380	BHP Billiton Limited - Dividends	21/09/2021	-	-	-	1,672.61	716.83	-	-	-	2,389.44
605 0380	BHP Billiton Limited - Dividends	28/03/2022	-	-	-	1,373.17	588.50	-	-	-	1,961.67
605 0660	Commonwealth Bank - Dividends	29/09/2021	-	-	-	1,514.00	648.86	-	-	-	2,162.86
605 0660	Commonwealth Bank - Dividends	30/03/2022	-	-	-	1,351.00	579.00	-	-	-	1,930.00
605 0683	Medibank Ordinary Fully Paid	30/09/2021	-	-	-	227.08	97.32	-	-	-	324.40
605 0683	Medibank Ordinary Fully Paid	24/03/2022	-	-	-	200.75	86.04	-	-	-	286.79
605 0995	Fortescue Metals Grp - Dividends	30/09/2021	-	-	-	6,559.99	2,811.42	-	-	-	9,371.41
605 0995	Fortescue Metals Grp - Dividends	30/03/2022	-	-	-	2,985.06	1,279.31	-	-	-	4,264.37
605 2346	Testra Corporation - Dividends	23/09/2021	-	-	-	559.92	239.97	-	-	-	799.89
605 2346	Testra Corporation - Dividends	01/04/2022	-	-	-	559.92	239.97	-	-	-	799.89
605 2533	Wesfarmers Limited - Dividends	07/10/2021	-	-	-	362.70	155.44	-	-	-	518.14
605 2533	Wesfarmers Limited - Dividends	30/03/2022	-	-	-	327.20	140.23	-	-	-	467.43
605 2553	Westpac Banking Corp - Dividends	21/12/2021	-	-	-	896.40	384.17	-	-	-	1,280.57
605 2553	Westpac Banking Corp - Dividends	24/06/2022	-	-	-	935.74	401.03	-	-	-	1,336.77
605 2606	Colesgroup Ordinary Fully Paid Deferred Settlement	28/09/2021	-	-	-	98.84	42.36	-	-	-	141.20
605 2606	Colesgroup Ordinary Fully Paid Deferred Settlement	31/03/2022	-	-	-	118.14	50.63	-	-	-	168.77
605 2746	Endeavour Group Limited Deferred Settlement	28/03/2022	-	-	-	93.75	40.18	-	-	-	133.93
610 0055	Thebarton Property	01/07/2021	782.20	-	-	-	-	-	-	-	782.20
690 0002	Commonwealth Business Online Saver	01/07/2021	-	-	-	-	-	-	2.48	-	2.48
690 0002	Commonwealth Business Online Saver	01/08/2021	-	-	-	-	-	-	2.56	-	2.56
690 0002	Commonwealth Business Online Saver	01/09/2021	-	-	-	-	-	-	2.56	-	2.56
690 0002	Commonwealth Business Online Saver	01/10/2021	-	-	-	-	-	-	2.00	-	2.00
690 0002	Commonwealth Business Online Saver	01/11/2021	-	-	-	-	-	-	0.44	-	0.44
690 0002	Commonwealth Business Online Saver	01/12/2021	-	-	-	-	-	-	0.42	-	0.42
690 0002	Commonwealth Business Online Saver	01/01/2022	-	-	-	-	-	-	0.44	-	0.44
690 0002	Commonwealth Business Online Saver	01/02/2022	-	-	-	-	-	-	0.44	-	0.44
690 0002	Commonwealth Business Online Saver	01/03/2022	-	-	-	-	-	-	0.39	-	0.39

# Notes to the Tax Reconciliation

## Non-Trust Income - Assessable Amounts

For the year ended 30 June 2022

Account	Description	Date	Rent	Unfranked	Unfranked CFI	Franked	Imputation Credit	NALI	Interest	Other Taxable	Total
690 0002	Commonwealth Business Online Saver	01/04/2022	-	-	-	-	-	-	2.55	-	2.55
690 0002	Commonwealth Business Online Saver	01/05/2022	-	-	-	-	-	-	6.76	-	6.76
690 0002	Commonwealth Business Online Saver	01/06/2022	-	-	-	-	-	-	6.99	-	6.99
<b>TOTALS</b>			<b>782.20</b>	<b>-</b>	<b>-</b>	<b>20,034.38</b>	<b>8,586.17</b>	<b>-</b>	<b>523.92</b>	<b>-</b>	<b>29,926.67</b>

# Notes to the Tax Reconciliation

## Foreign Tax Offset

For the year ended 30 June 2022

### FOREIGN TAX OFFSET

<b>Foreign Credits</b>	0.29*
<b>Foreign CG Credits</b>	0.00*
<b>Net Capital Gain</b>	0.00

\* these amounts exclude revenue transactions to segregated pensioners.

The Adjusted Foreign CG Credits amount is the lesser of the Foreign CG Credits and the Net Capital Gain.

<b>Adjusted Foreign CG Credit</b>	0.00
-----------------------------------	------

<b>Adjusted Foreign Tax Paid</b>	(Foreign Credits + Adj. Foreign CG Credit)
	x (1 - pension exempt factor)
	(0.29 + 0.00) x (1 - 0.00000000)
	0.29

<b>Foreign Tax Offset de minimis cap</b>	1,000.00
--	----------

Adjusted Foreign Tax paid is less than or equal to the Foreign Tax Offset de minimis cap.

<b>Current Year Foreign Tax Offset</b>	0.29
--	------

# Notes to the Tax Reconciliation

## Foreign Income

For the year ended 30 June 2022

Account	Description	Date	Interest Income	Tax Paid on Interest	Modified passive income	Tax Paid on passive income	Other assessable income	Tax Paid on Other	Total Net Income	Total Tax Paid	Total Gross Income
607 0107	Scentre Stapled Securities	13/08/2021	-	-	-	-	3.82	0.14	3.82	0.14	3.96
607 0107	Scentre Stapled Securities	14/02/2022	-	-	-	-	3.95	0.15	3.95	0.15	4.10
TOTALS			-	-	-	-	7.77	0.29	7.77	0.29	8.06

Carldean Holdings Pty Ltd Superannuation Fund

Realised Capital Gains

For the year ended 30 June 2022

Capital Gains Worksheet

205 1020 Galaxy Resources (GXY)	Date		Units	Amount Received	Cost Base Used	Cost Base		Gain Method	Adjusted Cost	Gain/Loss	Losses Recouped
	Acquired	Disposed				Adjustment	Adjustment				
	15/01/2018	27/08/2021	1,200.0000	4,403.98	4,831.90	-	-	Loss	4,831.90	(427.92)	-
			1,200.0000	4,403.98	4,831.90	-	-	-	4,831.90	(427.92)	-
TOTALS				4,403.98	4,831.90	-	-	-	4,831.90	(427.92)	-