


PORTFOLIO HOLDINGS STATEMENT

As at: 30/06/2022



Security	Name	Total Units	Total Cost (\$)	Market Price (\$)	Market Value (\$)	Profit/Loss (\$)
AGL.ASX	AGL ENERGY LIMITED. FPO	2,100	21,011.16	8.25	17,325.00	-3,686.16
AMC.ASX	AMCOR PLC CDI 1:1	4,750	68,245.99	18.04	85,690.00	17,444.01
ANZ.ASX	ANZ BANKING GRP LTD FPO	5,700	138,640.99	22.03	125,571.00	-13,069.99
BHP.ASX	BHP GROUP LIMITED FPO	2,274	142,043.03	41.25	93,802.50	-48,240.53
COL.ASX	COLES GROUP FPO	1,171	0.00	17.81	20,855.51	20,855.51
FBU.ASX	FLETCHER BUILDING FPO NZX	4,173	21,053.77	4.50	18,778.50	-2,275.27
MQG.ASX	MACQUARIE GROUP LTD FPO	1,543	163,585.59	164.51	253,838.93	90,253.34
NAB.ASX	NATIONAL AUST. BANK FPO	5,259	122,210.80	27.39	144,044.01	21,833.21
ORG.ASX	ORIGIN ENERGY FPO	4,000	10,465.00	5.73	22,920.00	12,455.00
PRX.ASX	PRODIGY GOLD NL FPO	8,000	5,459.67	0.013	104.00	-5,355.67
PTM.ASX	PLATINUM ASSET FPO	6,500	29,726.75	1.74	11,310.00	-18,416.75
QBE.ASX	QBE INSURANCE GROUP FPO	6,929	76,705.09	12.15	84,187.35	7,482.26
RIO.ASX	RIO TINTO LIMITED FPO	1,000	116,005.86	102.70	102,700.00	-13,305.86
SGR.ASX	THE STAR ENT GRP FPO	5,000	23,439.56	2.79	13,950.00	-9,489.56
SHL.ASX	SONIC HEALTHCARE FPO	3,170	62,517.59	33.01	104,641.70	42,124.11
SKC.ASX	SKYCITY ENT GRP LTD FPO NZX	1,700	6,785.93	2.65	4,505.00	-2,280.93
SPK.ASX	SPARK NEW ZEALAND FPO NZX	5,000	8,746.00	4.33	21,650.00	12,904.00

FinClear Execution Ltd, AFS License No. 246842

This Portfolio Statement is provided to you by FinClear Execution Limited. FinClear Execution Limited is a Market Participant of the ASX.

The information provided in this Report is intended solely for the personal use of the user who accepts full responsibility for its use. The Report should not be considered to be legal, tax, accounting or any other professional advice. Whilst we have taken every precaution to ensure that the content of this Report is both current, complete and accurate, errors can occur. FinClear Execution Ltd (FinEx) assumes no responsibility or liability for any errors or omissions in the content of this Report. The information is provided on an "as is" basis with no guarantees of completeness and accuracy and without any warranties of any kind whatsoever, express or implied. To the maximum extent permitted by law, FinEx disclaims all liability and responsibility for any direct or indirect loss or damage which may be suffered by a recipient through relying on anything contained in or omitted from this Report.


Account MR WILLIAM JOHN KREBS + MRS DENISE KAY KREBS <BILLKAY SUPER FUND A/C>

81748

Adviser KIP DADDO | FEKMD

PORTFOLIO HOLDINGS STATEMENT

As at: 30/06/2022



Security	Name	Total Units	Total Cost (\$)	Market Price (\$)	Market Value (\$)	Profit/Loss (\$)
TAH.ASX	TABCORP HOLDINGS LTD FPO	12,982	7,056.82	1.065	13,825.83	6,769.01
TCL.ASX	TRANSURBAN GROUP STAPLED	5,800	79,188.00	14.38	83,404.00	4,216.00
TLC.ASX	THE LOTTERY CORP FPO	12,982	34,608.43	4.52	58,678.64	24,070.21
TLS.ASX	TELSTRA GROUP FPO	17,000	58,588.65	3.85	65,450.00	6,861.35
VUK.ASX	VIRGIN MONEY UK PLC CDI 1:1	2,000	9,100.56	2.21	4,420.00	-4,680.56
WCG.ASX	WEBCENTRAL LTD FPO	2,380	1,094.80	0.21	499.80	-595.00
WDS.ASX	WOODSIDE ENERGY FPO	3,610	90,080.95	31.84	114,942.40	24,861.45
WES.ASX	WESFARMERS LIMITED FPO	1,170	26,626.08	41.91	49,034.70	22,408.62

FinClear Execution Ltd, AFS License No. 246842

This Portfolio Statement is provided to you by FinClear Execution Limited. FinClear Execution Limited is a Market Participant of the ASX.

The information provided in this Report is intended solely for the personal use of the user who accepts full responsibility for its use. The Report should not be considered to be legal, tax, accounting or any other professional advice. Whilst we have taken every precaution to ensure that the content of this Report is both current, complete and accurate, errors can occur. FinClear Execution Ltd (FinEx) assumes no responsibility or liability for any errors or omissions in the content of this Report. The information is provided on an "as is" basis with no guarantees of completeness and accuracy and without any warranties of any kind whatsoever, express or implied. To the maximum extent permitted by law, FinEx disclaims all liability and responsibility for any direct or indirect loss or damage which may be suffered by a recipient through relying on anything contained in or omitted from this Report.


Account MR WILLIAM JOHN KREBS + MRS DENISE KAY KREBS <BILLKAY SUPER FUND A/C>

81748

Adviser KIP DADDO | FEKMD

PORTFOLIO HOLDINGS STATEMENT

As at: 30/06/2022



TOTALS

Cost	Market Value	Gain/Loss
1,322,987.07	1,516,128.87	193,141.80

FinClear Execution Ltd, AFS License No. 246842

This Portfolio Statement is provided to you by FinClear Execution Limited. FinClear Execution Limited is a Market Participant of the ASX.

The information provided in this Report is intended solely for the personal use of the user who accepts full responsibility for its use. The Report should not be considered to be legal, tax, accounting or any other professional advice. Whilst we have taken every precaution to ensure that the content of this Report is both current, complete and accurate, errors can occur. FinClear Execution Ltd (FinEx) assumes no responsibility or liability for any errors or omissions in the content of this Report. The information is provided on an "as is" basis with no guarantees of completeness and accuracy and without any warranties of any kind whatsoever, express or implied. To the maximum extent permitted by law, FinEx disclaims all liability and responsibility for any direct or indirect loss or damage which may be suffered by a recipient through relying on anything contained in or omitted from this Report.



Level 3
533 Little Lonsdale Street
Melbourne VIC 3000

FinClear Execution Lt
AFS License No. 24684
ABN 56 061 751 10
Market Participant of AS

Client Statement

A/C Name: MR WILLIAM JOHN KREBS + MRS DENISE KAY KREBS <BILLKAY SUPER FUND A/C>

MR WILLIAM JOHN KREBS + MRS DENISE KAY
KREBS <BILLKAY SUPER FUND A/C>
PO BOX 1705
BUNDABERG QLD 4670

Adviser KIP DADDO

Account Number 81748

From Date 01/07/2021

To Date 30/06/2022

Date	Ref	Details	Debit	Credit	Balance
01/07/21		Balance Brought Forward			\$ 0.00
Closing Balance					\$ 0.00

FinClear Execution Ltd, AFS License No. 246842

This Portfolio Statement is provided to you by FinClear Execution Limited. FinClear Execution Limited is a Market Participant of the ASX.

The information provided in this Report is intended solely for the personal use of the user who accepts full responsibility for its use. The Report should not be considered to be legal, tax, accounting or any other professional advice. Whilst we have taken every precaution to ensure that the content of this Report is both current, complete and accurate, errors can occur. FinClear Execution Ltd (FinEx) assumes no responsibility or liability for any errors or omissions in the content of this Report. The information is provided on an "as is" basis with no guarantees of completeness and accuracy and without any warranties of any kind whatsoever, express or implied. To the maximum extent permitted by law, FinEx disclaims all liability and responsibility for any direct or indirect loss or damage which may be suffered by a recipient through relying on anything contained in or omitted from this Report.