
Workpapers - 2022 Financial Year

KM Superannuation Fund

Preparer: Aira Cutiongco

Reviewer: Steven Lee

Printed: 02 November 2022

Lead Schedule

2022 Financial Year

Code	Workpaper	CY Balance	LY Balance	Change	Status
23800	Distributions Received	(\$1,215.39)	(\$2,113.02)	(42.48)%	Completed
24200	Contributions	(\$20,501.63)	(\$23,176.42)	(11.54)%	Completed
24700	Changes in Market Values of Investments	\$2,956.06	\$23,140.64	(87.23)%	Completed
25000	Interest Received	(\$164.07)	(\$133.72)	22.7%	Completed
30100	Accountancy Fees	\$650.00	\$620.00	4.84%	Completed
30400	ATO Supervisory Levy	\$259.00	\$259.00	0%	Completed
30700	Auditor's Remuneration	\$450.00	\$450.00	0%	Completed
37500	Investment Expenses	\$175.59	\$201.55	(12.88)%	Completed
37900	Interest Paid	\$99.93		100%	Completed
39000	Life Insurance Premiums	\$1,744.04	\$1,662.25	4.92%	Completed
48500	Income Tax Expense	\$2,666.32	(\$819.15)	(425.5)%	Completed
49000	Profit/Loss Allocation Account	\$12,880.15	(\$91.13)	(14233.82)%	Completed
50000	Members	(\$171,899.19)	(\$159,019.04)	8.1%	Completed
60400	Bank Accounts	\$61,346.92	\$41,031.26	49.51%	Completed
74700	Managed Investments (Australian)	\$81,189.45	\$64,323.39	26.22%	Completed
76550	Plant and Equipment (at written down value) - Unitised			0%	Completed

Code	Workpaper	CY Balance	LY Balance	Change	Status
78400	Units in Unlisted Unit Trusts (Australian)	\$13,172.41	\$36,054.66	(63.47)%	Completed
85000	Income Tax Payable /Refundable	\$573.46	\$652.65	(12.13)%	Completed
86000	PAYG Payable	(\$2,937.35)	(\$1,506.00)	95.04%	Completed
89000	Deferred Tax Liability/Asset	\$18,554.30	\$18,463.08	0.49%	Completed
A	Financial Statements				Completed
B	Permanent Documents				Completed
C	Other Documents				Completed
D	Pension Documentation				Completed
E	Estate Planning				Completed

23800 - Distributions Received

2022 Financial Year

Preparer Aira Cutiongco

Reviewer Steven Lee

Status Completed

Account Code	Description	CY Balance	LY Balance	Change
SHKDKMSaxo	Saxo Trading Account	(\$97.64)		100%
SHYBRATE	Plenti (Formerly Rate Setter)	(\$1,117.75)	(\$2,113.02)	(47.1)%
TOTAL		CY Balance	LY Balance	
		(\$1,215.39)	(\$2,113.02)	

Supporting Documents

- Distribution Reconciliation Report [Report](#)
- Plenti_Annual_Statement.pdf [SHYBRATE](#)

Standard Checklist

- Attach a copy of all Tax Statements
- Attach a copy of Distribution Reconciliation Report
- Ensure all Distributions have been reviewed on [Distribution Tax Automation](#)

KM Superannuation Fund

Distribution Reconciliation Report

For The Period 01 July 2021 - 30 June 2022

Date	Payment Received	Non Primary Production Income (A) * ₁			Distributed Capital Gains (B) * ₂					Foreign Income * ₃		Non-Assessable			Taxable Income
		Franked	Unfranked	Interest/ Other	Franking Credits	Discounted (After Discount)	Rate * ₅	CGT Concession	Indexed	Other	Foreign Income	Foreign Credits	Tax Exempt	Tax Free	
Units in Unlisted Unit Trusts (Australian)															
SHYBRATE Plenti (Formerly Rate Setter)															
30/06/2022	1,117.75						S								0.00
30/06/2022	0.00			1,206.16			I								0.00
	1,117.75			1,206.16											0.00
<i>Net Cash Distribution:</i>	1,117.75														
	1,117.75			1,206.16											0.00
															1,206.16

KM Superannuation Fund

Distribution Reconciliation Report

For The Period 01 July 2021 - 30 June 2022

Date	Non Primary Production Income (A) * ₁			Distributed Capital Gains (B) * ₂				Foreign Income * ₃			Non-Assessable			Taxable Income		
	Payment Received	Franked	Unfranked	Interest/ Other	Franking Credits	Discounted (After Discount)	Rate * ₅	CGT Concession	Indexed	Other	Foreign Income	Foreign Credits	Tax Exempt		Tax Free	Tax Deferred / AMIT * ₆
TOTAL	1,117.75			1,206.16											0.00	1,206.16

Total Distributed Gains

Discount Rate	Discounted	Gross
Superfund 1/3	0.00	0.00
Individual 50%(I)	0.00	0.00
Total	0.00	0.00

*₁ Summary of Non Primary Production Income (A)

Tax Label	Franked	Unfranked	Interest/Other	Less Other Deduction	Income Before Credits * ₇	Franking Credits	Total Including Credits
11M Gross trust distributions			1,206.16		1,206.16		1,206.16

*₂ Forms part of the Net Capital Gains calculation for Tax Label 11A.

*₃ Forms part of the Foreign Credits calculation for Tax Label 11D, D1, 13C1.

*₄ Taxable Income is designed to match Tax Statement provided by Fund Manager.

Taxable Income in the SMSF Annual Return will be different due to application of Capital Losses in Net Capital Gain calculation and application of different discount method.

*₅ This is the discount rate selected for the transaction. "S" being Super Funds at 1/3 and "I" being Individual at 50%.

*₆ AMIT cost base net increase is reflected as negative amount i.e. negative tax deferred and AMIT cost base net decrease is reflected as positive amount i.e. positive tax deferred.

*₇ Sum of Income Before Credits reconciles with Taxable Trust Distributions in Statement of Taxable Income.

^ Variance between Payment Received and Net Cash Distribution.



Plenti RE Limited
PO Box R745
Royal Exchange NSW 1225
contact@plenti.com.au
1300 768 710

Kasper Mortensen and Yasmin Mortensen ATF KM
Superannuation Fund

25 Surrey Grove
POINT COOK
VIC 3030
Australia

Dear Kasper,

Please find attached to this letter a tax statement and distribution notice for the financial year ended 30 June 2022. These documents are issued to investors in the Plenti Lending Platform (ARSN 169 500 449) and may help you complete your tax return.

If you have any questions about your investment in the Plenti Lending Platform please don't hesitate to contact us on 1300 768 710 or contact@plenti.com.au.

Yours truly,

Daniel Foggo
Director
Plenti RE Limited

Annual tax statement

Plenti Lending Platform
Account name: Kasper Mortensen and Yasmin Mortensen
ATF KM Superannuation Fund
Account number: KM96671572

Statement period end
30 June 2022
Statement issue date
01 July 2022

Please retain this statement for your tax return

Part A – Summary of 2022 tax return (supplementary section) items

	Amount	Tax return label
Share of non-primary production income	\$1,206.16	13U
Other deductions relating to non-primary production distributions	\$88.41	13Y
Other income (category 1)	\$0.00	24Y

Part B – Capital gains tax information

Additional information for item 18

This section is not applicable to your investment in the Plenti Lending Platform

Part C – Components of distribution

	Cash distribution	Tax paid or tax offsets	Taxable amount
Australian income			
Interest	\$1,206.16	\$0.00	\$1,206.16
Non-primary production income			
	\$1,206.16	\$0.00	\$1,206.16
Other amounts deducted from trust distributions			
TFN amounts withheld	\$0.00		
Withholding tax withheld	\$0.00		
Other expenses	\$88.41		
Net distributions	\$1,117.75		

Notes to the annual tax statement

- This information is not tax advice. We recommend that you obtain professional tax advice relating to your particular circumstances from a suitably qualified advisor
- Some tax label lines have been omitted as these are not applicable to your investment in the Plenti Lending Platform
- Amounts paid to you as a referral bonus or investment incentive payment are included in 'Other income (category 1)' but are not included in your distributions from the trust
- If you choose to utilise the services of a tax agent to prepare your income tax return, advise them to use the information in this statement rather than information that may be displayed in the agent's pre-filling service

Distribution notice

Plenti Lending Platform
Account name: Kasper Mortensen and Yasmin Mortensen
ATF KM Superannuation Fund
Account number: KM96671572
TFN/ACN status: TFN provided

Notice period
01 July 2021 to 30 June 2022
Notice issue date
01 July 2022

Holding details as at 30/06/2022

Unit price	\$1.00
Units held	13,172.41
Value	\$13,172.41

Distribution details for the period 01/07/2021 to 30/06/2022

Cents per unit	9.1567
Gross distribution amount	\$1,206.16
TFN withholding tax amount	\$0.00
Withholding tax amount	\$0.00
Net distribution amount	\$1,117.75
Reinvestment unit price	\$1.00
Units allocated	1,117.75

Notes to the distribution notice

- This information is not tax advice. We recommend that you obtain professional tax advice relating to your particular circumstances from a suitably qualified advisor
- This distribution notice is provided for information purposes only. Refer to your annual tax statement for the Plenti Lending Platform when completing your tax return

24200 - Contributions

2022 Financial Year

Preparer Aira Cutiongco

Reviewer Steven Lee

Status Completed

Account Code	Description	CY Balance	LY Balance	Change
MORKAS00001A	(Contributions) Mortensen, Kasper - Accumulation (Accumulation)	(\$18,425.97)	(\$19,440.36)	(5.22)%
MORYAS00001A	(Contributions) Mortensen, Yasmin - Accumulation (Accumulation)	(\$2,075.66)	(\$3,736.06)	(44.44)%
TOTAL		CY Balance	LY Balance	
		(\$20,501.63)	(\$23,176.42)	

Supporting Documents

- Contributions Breakdown Report [Report](#)
- SuperStream Contribution Data Report [Report](#)

Standard Checklist

- Attach copies of S290-170 notices (if necessary)
- Attach copy of Contributions Breakdown Report
- Attach SuperStream Contribution Data Report
- Check Fund is registered for SuperStream (if necessary)
- Ensure all Contributions have been allocated from Bank Accounts
- Ensure Work Test is satisfied if members are over 65

KM Superannuation Fund

Contributions Breakdown Report

For The Period 01 July 2021 - 30 June 2022

Summary

Member	D.O.B	Age (at 30/06/2021)	Total Super Balance (at 30/06/2021) *1	Concessional	Non-Concessional	Other	Reserves	Total
Mortensen, Kasper	Provided	48	132,560.32	18,425.97	0.00	0.00	0.00	18,425.97
Mortensen, Yasmin	Provided	47	26,458.72	2,075.66	0.00	0.00	0.00	2,075.66
All Members				20,501.63	0.00	0.00	0.00	20,501.63

*1 TSB can include information external to current fund's transaction records. The amount is per individual across all funds.

Contribution Caps

Member	Contribution Type	Contributions	Cap	Current Position
Mortensen, Kasper	Concessional (5 year carry forward cap available)	18,425.97	38,341.93	19,915.96 Below Cap
	Non-Concessional	0.00	110,000.00	110,000.00 Below Cap
Mortensen, Yasmin	Concessional (5 year carry forward cap available)	2,075.66	97,436.94	95,361.28 Below Cap
	Non-Concessional	0.00	110,000.00	110,000.00 Below Cap

Carry Forward Unused Concessional Contribution Cap

Member	2017	2018	2019	2020	2021	2022	Current Position
Mortensen, Kasper							
Concessional Contribution Cap	30,000.00	25,000.00	25,000.00	25,000.00	25,000.00	27,500.00	
Concessional Contribution	24,525.00	14,383.10	20,248.37	24,469.34	19,440.36	18,425.97	
Unused Concessional Contribution	0.00	0.00	4,751.63	530.66	5,559.64	9,074.03	
Cumulative Carry Forward Unused	N/A	N/A	0.00	4,751.63	5,282.29	10,841.93	
Maximum Cap Available	30,000.00	25,000.00	25,000.00	29,751.63	30,282.29	38,341.93	19,915.96 Below Cap
Total Super Balance	0.00	134,196.70	138,633.80	163,322.74	132,789.20	132,560.32	

Mortensen, Yasmin

Concessional Contribution Cap	30,000.00	25,000.00	25,000.00	25,000.00	25,000.00	27,500.00	
Concessional Contribution	450.00	2,280.00	1,327.00	0.00	3,736.06	2,075.66	
Unused Concessional Contribution	0.00	0.00	23,673.00	25,000.00	21,263.94	25,424.34	
Cumulative Carry Forward Unused	N/A	N/A	0.00	23,673.00	48,673.00	69,936.94	
Maximum Cap Available	30,000.00	25,000.00	25,000.00	48,673.00	73,673.00	97,436.94	95,361.28 Below Cap
Total Super Balance	0.00	32,511.09	32,847.00	36,764.78	26,320.97	26,458.72	

NCC Bring Forward Caps

Member	Bring Forward Cap	2019	2020	2021	2022	Total	Current Position
Mortensen, Kasper	N/A	0.00	0.00	0.00	0.00	N/A	Bring Forward Not Triggered
Mortensen, Yasmin	N/A	0.00	0.00	0.00	0.00	N/A	Bring Forward Not Triggered

Mortensen, Kasper

Date	Transaction Description	Contribution Type	Ledger Data				SuperStream Data				
			Concessional	Non-Concession	Other	Reserves	Contribution	Employer	Concessional	Non-Concess	Other
05/08/2021	DEPOSIT FROM SUPERCHOICE P/L PC06C136-6083636	Employer	1,597.73								
06/09/2021	DEPOSIT FROM SUPERCHOICE P/L PC06C134-6092781	Employer	1,597.87								
05/10/2021	DEPOSIT FROM SUPERCHOICE P/L PC06C139-6101479	Employer	2,696.40								
04/11/2021	DEPOSIT FROM SUPERCHOICE P/L PC06C134-6111712	Employer	1,597.80								
06/12/2021	DEPOSIT FROM SUPERCHOICE P/L PC06C137-6120368	Employer	1,597.80								
06/01/2022	DEPOSIT FROM SUPERCHOICE P/L PC06C143-6127522	Employer	2,596.89								

04/04/2022	DEPOSIT FROM PRECISION CH PASCH2203290005 435	Employer	3,311.82				Employer	Synogize	3,311.82		
03/06/2022	DEPOSIT FROM PRECISION CH PASCH2205310003 679	Employer	3,429.66				Employer	Synogize	3,429.66		
Total - Mortensen, Kasper			18,425.97	0.00	0.00	0.00			6,741.48	0.00	0.00

Mortensen, Yasmin

Date	Transaction Description	Contribution Type	Ledger Data				SuperStream Data				
			Concessional	Non-Concession	Other	Reserves	Contribution	Employer	Concessional	Non-Concess	Other
05/07/2021	DIRECT CREDIT - CREDIT FROM SUPERCHOICE P/L PC020721- 124936767 KM SUPERANNUATION FUND	Employer	393.88				Employer	LATITUDE REAL ESTATE PTY LTD	393.88		
15/07/2021	DIRECT CREDIT - CREDIT FROM SUPERCHOICE P/L PC140721- 143704987 KM SUPERANNUATION FUND	Employer	192.31				Employer	LATITUDE REAL ESTATE PTY LTD	192.31		
04/08/2021	DIRECT CREDIT - CREDIT FROM SUPERCHOICE P/L PC030821- 125442578 KM SUPERANNUATION FUND	Employer	192.30				Employer	LATITUDE REAL ESTATE PTY LTD	192.30		
16/08/2021	DIRECT CREDIT - CREDIT FROM SUPERCHOICE P/L PC130821- 143345237 KM SUPERANNUATION FUND	Employer	192.31				Employer	LATITUDE REAL ESTATE PTY LTD	192.31		
03/09/2021	DIRECT CREDIT - CREDIT FROM	Employer	399.61				Employer	LATITUDE REAL ESTATE PTY LTD	399.61		

04/10/2021	PC020921- 157369193 KM SUPERANNUATION FUND DIRECT CREDIT - CREDIT FROM SUPERCHOICE P/L PC011021- 131359787 KM SUPERANNUATION FUND	Employer	96.15			Employer	LATITUDE REAL ESTATE PTY LTD	96.15		
18/10/2021	DIRECT CREDIT - CREDIT FROM SUPERCHOICE P/L PC151021- 101133924 KM SUPERANNUATION FUND	Employer	50.00			Employer	LATITUDE REAL ESTATE PTY LTD	50.00		
03/06/2022	DEPOSIT FROM PRECISION CH PASCH2205310003 679	Employer	559.10			Employer	Synogize	559.10		
Total - Mortensen, Yasmin			2,075.66	0.00	0.00	0.00		2,075.66	0.00	0.00
Total for All Members			20,501.63	0.00	0.00	0.00				

KM Superannuation Fund

SuperStream Contribution Data Report

For The Period 01 July 2021 - 30 June 2022

Transaction Date	Reference	Employer Org	Pay Period	Employer	Personal - NCC	Spouse & Child	Other Family & Friends	Any Other	Total
Mortensen, Kasper									
04/04/2022	PASCH2203290005435	Synogize	01/01/2022 - 01/04/2022	3,311.82	0.00	0.00	0.00	0.00	3,311.82
03/06/2022	PASCH2205310003679	Synogize	01/04/2022 - 31/05/2022	3,429.66	0.00	0.00	0.00	0.00	3,429.66
				6,741.48	0.00	0.00	0.00	0.00	6,741.48
Mortensen, Yasmin									
05/07/2021	PC020721-124936767	LATITUDE REAL ESTATE PTY LTD	01/05/2021 - 19/06/2021	393.88	0.00	0.00	0.00	0.00	393.88
15/07/2021	PC140721-143704987	LATITUDE REAL ESTATE PTY LTD	19/06/2021 - 03/07/2021	192.31	0.00	0.00	0.00	0.00	192.31
04/08/2021	PC030821-125442578	LATITUDE REAL ESTATE PTY LTD	03/07/2021 - 17/07/2021	192.30	0.00	0.00	0.00	0.00	192.30
16/08/2021	PC130821-143345237	LATITUDE REAL ESTATE PTY LTD	17/07/2021 - 31/07/2021	192.31	0.00	0.00	0.00	0.00	192.31
03/09/2021	PC020921-157369193	LATITUDE REAL ESTATE PTY LTD	31/07/2021 - 28/08/2021	399.61	0.00	0.00	0.00	0.00	399.61
04/10/2021	PC011021-131359787	LATITUDE REAL ESTATE PTY LTD	28/08/2021 - 04/09/2021	96.15	0.00	0.00	0.00	0.00	96.15
18/10/2021	PC151021-101133924	LATITUDE REAL ESTATE PTY LTD	01/09/2021 - 01/10/2021	50.00	0.00	0.00	0.00	0.00	50.00
03/06/2022	PASCH2205310003679	Synogize	01/04/2022 - 31/05/2022	559.10	0.00	0.00	0.00	0.00	559.10
				2,075.66	0.00	0.00	0.00	0.00	2,075.66
				8,817.14	0.00	0.00	0.00	0.00	8,817.14

*Data last updated: 19/07/2022

24700 - Changes in Market Values of Investments

2022 Financial Year

Preparer Aira Cutiongco

Reviewer Steven Lee

Status Completed

Account Code	Description	CY Balance	LY Balance	Change
24700	Changes in Market Values of Investments	\$2,956.06	\$23,140.64	(87.23)%
TOTAL		CY Balance	LY Balance	
		\$2,956.06	\$23,140.64	

Supporting Documents

- Market Movement [Report](#)
- Realised Capital Gain Report [Report](#)

Standard Checklist

- Attach copies of Source Documentation (Contract Notes, Broker Statements, Chess Statements, Contracts of Sale, Managed Fund Statements etc)
- Attach copy of Market Movement report
- Attach copy of Net Capital Gains Reconciliation
- Attach copy of Realised Capital Gain Report
- Ensure all Asset Disposals have been entered
- Ensure all Market Values have been entered for June 30
- Ensure all Tax Deferred Distributions have been entered

KM Superannuation Fund

Market Movement Report

As at 30 June 2022

Investment	Date	Description	Unrealised				Realised			Total	
			Units	Accounting Cost Movement	Market Movement	Depreciation	Balance	Consideration	Accounting Cost Base		Accounting Profit/(loss)
KMSUY001_SOFTWARE - Software											
	01/07/2021	Opening Balance	3.00	0.00	0.00	0.00	0.00	0.00	0.00	0.00	
	30/06/2022		3.00	0.00	0.00	0.00	0.00	0.00	0.00	0.00	
SHKDKMSaxo - Saxo Trading Account											
	01/07/2021	Opening Balance	1.00	0.00	0.00	0.00	6,849.19	0.00	0.00	0.00	
	04/01/2022	Revaluation	0.00	0.00	20,000.00	0.00	26,849.19	0.00	0.00	0.00	
	30/06/2022	Revaluation	0.00	0.00	(177.88)	0.00	26,671.31	0.00	0.00	0.00	
	30/06/2022	Revaluation	0.00	0.00	(2,314.42)	0.00	24,356.89	0.00	0.00	0.00	
	30/06/2022		1.00	0.00	17,507.70	0.00	24,356.89	0.00	0.00	0.00	
SHYBHALFX - Halifax Account											
	01/07/2021	Opening Balance	1.00	0.00	0.00	0.00	57,474.20	0.00	0.00	0.00	
	30/06/2022	Instalment	0.00	56,832.56	0.00	0.00	114,306.76	0.00	0.00	0.00	
	30/06/2022	Revaluation	0.00	0.00	(56,832.56)	0.00	57,474.20	0.00	0.00	0.00	
	30/06/2022	Revaluation	0.00	0.00	(641.64)	0.00	56,832.56	0.00	0.00	0.00	
	30/06/2022		1.00	56,832.56	(57,474.20)	0.00	56,832.56	0.00	0.00	0.00	
SHYBRATE - Plenti (Formerly Rate Setter)											
	01/07/2021	Opening Balance	36,054.66	0.00	0.00	0.00	36,054.66	0.00	0.00	0.00	
	13/09/2021	Disposal	(19,000.00)	(19,000.00)	0.00	0.00	17,054.66	19,000.00	19,000.00	0.00	
	04/04/2022	Disposal	(5,000.00)	(5,000.00)	0.00	0.00	12,054.66	5,000.00	5,000.00	0.00	
	30/06/2022	Purchase	1,117.75	1,117.75	0.00	0.00	13,172.41	0.00	0.00	0.00	
	30/06/2022		13,172.41	(22,882.25)	0.00	0.00	13,172.41	24,000.00	24,000.00	0.00	
Total Market Movement					(39,966.50)					0.00	(39,966.50)

KM Superannuation Fund

Realised Capital Gains Report

For The Period 01 July 2021 - 30 June 2022

Investment		Accounting Treatment				Tax Treatment						
Purchase Contract Date	Disposal Contract Date	Units	Cost	Proceeds	Accounting Profit/(Loss)	Adjusted Cost Base	Reduced Cost Base	Indexed Cost Base	Indexed Gains	Discounted Gains (Gross)	Other Gains	Capital Loss
Managed Investments (Australian)												
SHKDKMSaxo - Saxo Trading Account												
		0.00	0.00	0.00	0.00	0.00	0.00	0.00	0.00	0.00	1,362.57	0.00
		0.00	0.00	0.00	0.00	0.00	0.00	0.00	0.00	0.00	1,362.57	0.00
		0.00	0.00	0.00	0.00	0.00	0.00	0.00	0.00	0.00	1,362.57	0.00
Units in Unlisted Unit Trusts (Australian)												
SHYBRATE - Plenti (Formerly Rate Setter)												
20/04/2015	13/09/2021	3,000.00	3,000.00	3,000.00	0.00	3,000.00	3,000.00	0.00	0.00	0.00	0.00	0.00
10/08/2016	13/09/2021	5,000.00	5,000.00	5,000.00	0.00	5,000.00	5,000.00	0.00	0.00	0.00	0.00	0.00
21/04/2015	13/09/2021	1,000.00	1,000.00	1,000.00	0.00	1,000.00	1,000.00	0.00	0.00	0.00	0.00	0.00
11/08/2016	13/09/2021	5,000.00	5,000.00	5,000.00	0.00	5,000.00	5,000.00	0.00	0.00	0.00	0.00	0.00
30/06/2019	13/09/2021	2,417.87	2,417.87	2,417.87	0.00	2,417.87	2,417.87	0.00	0.00	0.00	0.00	0.00
30/06/2017	13/09/2021	2,229.30	2,229.30	2,229.30	0.00	2,229.30	2,229.30	0.00	0.00	0.00	0.00	0.00
30/06/2020	13/09/2021	352.83	352.83	352.83	0.00	352.83	352.83	0.00	0.00	0.00	0.00	0.00
		19,000.00	19,000.00	19,000.00	0.00	19,000.00	19,000.00	0.00	0.00	0.00	0.00	0.00
30/06/2020	04/04/2022	2,107.02	2,107.02	2,107.02	0.00	2,107.02	2,107.02	0.00	0.00	0.00	0.00	0.00
30/06/2018	04/04/2022	2,261.01	2,261.01	2,261.01	0.00	2,261.01	2,261.01	0.00	0.00	0.00	0.00	0.00
23/04/2015	04/04/2022	631.97	631.97	631.97	0.00	631.97	631.97	0.00	0.00	0.00	0.00	0.00
		5,000.00	5,000.00	5,000.00	0.00	5,000.00	5,000.00	0.00	0.00	0.00	0.00	0.00
		24,000.00	24,000.00	24,000.00	0.00	24,000.00	24,000.00	0.00	0.00	0.00	0.00	0.00

24,000.00	24,000.00	24,000.00	0.00	24,000.00	24,000.00	0.00	0.00	0.00	1,362.57	0.00
-----------	-----------	-----------	------	-----------	-----------	------	------	------	----------	------

25000 - Interest Received

2022 Financial Year

Preparer Aira Cutiongco

Reviewer Steven Lee

Status Completed

Account Code	Description	CY Balance	LY Balance	Change
ANZ908987757	ANZ V2 Plus 9089-87757	(\$164.07)	(\$133.72)	22.7%
TOTAL		CY Balance	LY Balance	
		(\$164.07)	(\$133.72)	

Supporting Documents

- Interest Reconciliation Report [Report](#)

Standard Checklist

- Attach Interest Reconciliation Report
- Ensure all interest has been recorded from Bank Statements
- Review Statements to ensure all TFN withheld has been input

KM Superannuation Fund

Interest Reconciliation Report

For The Period 01 July 2021 - 30 June 2022

Date	Payment Amount	Gross Interest	TFN Withheld	Foreign Income	Foreign Credits
Bank Accounts					
ANZ908987757 ANZ V2 Plus 9089-87757					
01/07/2021	31.55	31.55			
01/10/2021	37.65	37.65			
01/01/2022	54.08	54.08			
01/04/2022	40.79	40.79			
	164.07	164.07			
	164.07	164.07			
TOTAL	164.07	164.07			

Tax Return Reconciliation

	Totals	Tax Return Label
Gross Interest	164.07	11C

30100 - Accountancy Fees

2022 Financial Year

Preparer Aira Cutiongco

Reviewer Steven Lee

Status Completed

Account Code	Description	CY Balance	LY Balance	Change
30100	Accountancy Fees	\$650.00	\$620.00	4.84%
TOTAL		CY Balance	LY Balance	
		\$650.00	\$620.00	

Supporting Documents

- General Ledger [Report](#)
- INV-0617.pdf [30100](#)

Standard Checklist

- Attach all source documentation
- Ensure all Transactions have been entered

KM Superannuation Fund

General Ledger

As at 30 June 2022

Transaction Date	Description	Units	Debit	Credit	Balance \$
Accountancy Fees (30100)					
<i>Accountancy Fees (30100)</i>					
10/09/2021	WITHDRAWAL ANZ INTERNET BANKING PAYMENT 340175		100.00		100.00 DR
11/04/2022	WITHDRAWAL ANZ INTERNET BANKING PAYMENT 732454		550.00		650.00 DR
			650.00		650.00 DR

Total Debits: 650.00

Total Credits: 0.00



TAX INVOICE

KM Superannuation

Invoice Date
5 Apr 2022

Invoice Number
INV-0617

ABN
60 061 126 663

SuperHelp Australia
PTY LTD
PO Box 1906
MACQUARIE
CENTRE NSW 2113
AUSTRALIA

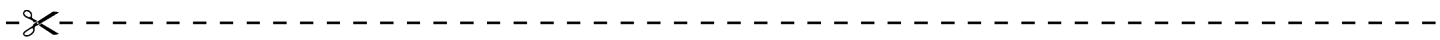
Item	Description	Quantity	Unit Price	GST	Amount AUD
EOY	SMSF Annual Administration	1.00	1,100.00	10%	1,100.00
DEPO	Deposit	1.00	(550.00)	10%	(550.00)
				INCLUDES GST 10%	50.00
				TOTAL AUD	550.00
				Less Amount Paid	550.00
				AMOUNT DUE AUD	0.00

Due Date: 19 Apr 2022

Please pay the balance of our fees by direct credit into our bank account.

OUR BANK DETAILS (Use your name or your SMSF name as the reference):

Account Name: Superhelp Australia Pty Ltd
Bank: Commonwealth Bank
BSB: 06 2099
Account Number: 1041 7929



PAYMENT ADVICE

To: SuperHelp Australia PTY LTD
PO Box 1906
MACQUARIE CENTRE NSW 2113
AUSTRALIA

Customer KM Superannuation
Invoice Number INV-0617

Amount Due **0.00**
Due Date 19 Apr 2022

Amount Enclosed

Enter the amount you are paying above

30400 - ATO Supervisory Levy

2022 Financial Year

Preparer Aira Cutiongco

Reviewer Steven Lee

Status Completed

Account Code	Description	CY Balance	LY Balance	Change
30400	ATO Supervisory Levy	\$259.00	\$259.00	0%
TOTAL		CY Balance	LY Balance	
		\$259.00	\$259.00	

Supporting Documents

- General Ledger [Report](#)

Standard Checklist

- Attach all source documentation
- Ensure all Transactions have been entered

KM Superannuation Fund

General Ledger

As at 30 June 2022

Transaction Date	Description	Units	Debit	Credit	Balance \$
ATO Supervisory Levy (30400)					
<i>ATO Supervisory Levy (30400)</i>					
11/04/2022	Income Tax 2021		259.00		259.00 DR
			259.00		259.00 DR

Total Debits: 259.00

Total Credits: 0.00

30700 - Auditor's Remuneration

2022 Financial Year

Preparer Aira Cutiongco

Reviewer Steven Lee

Status Completed

Account Code	Description	CY Balance	LY Balance	Change
30700	Auditor's Remuneration	\$450.00	\$450.00	0%
TOTAL		CY Balance	LY Balance	
		\$450.00	\$450.00	

Supporting Documents

- General Ledger [Report](#)
- INV-0617.pdf [30700](#)

Standard Checklist

- Attach all source documentation
- Ensure all Transactions have been entered

KM Superannuation Fund

General Ledger

As at 30 June 2022

Transaction Date	Description	Units	Debit	Credit	Balance \$
Auditor's Remuneration (30700)					
Auditor's Remuneration (30700)					
10/09/2021	WITHDRAWAL ANZ INTERNET BANKING PAYMENT 340175		450.00		450.00 DR
			450.00		450.00 DR
Total Debits:	450.00				
Total Credits:	0.00				



TAX INVOICE

KM Superannuation

Invoice Date
5 Apr 2022

Invoice Number
INV-0617

ABN
60 061 126 663

SuperHelp Australia
PTY LTD
PO Box 1906
MACQUARIE
CENTRE NSW 2113
AUSTRALIA

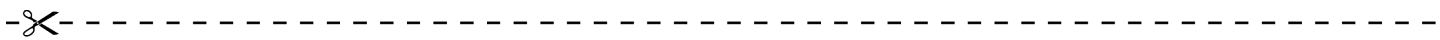
Item	Description	Quantity	Unit Price	GST	Amount AUD
EOY	SMSF Annual Administration	1.00	1,100.00	10%	1,100.00
DEPO	Deposit	1.00	(550.00)	10%	(550.00)
INCLUDES GST 10%					50.00
TOTAL AUD					550.00
Less Amount Paid					550.00
AMOUNT DUE AUD					0.00

Due Date: 19 Apr 2022

Please pay the balance of our fees by direct credit into our bank account.

OUR BANK DETAILS (Use your name or your SMSF name as the reference):

Account Name: Superhelp Australia Pty Ltd
Bank: Commonwealth Bank
BSB: 06 2099
Account Number: 1041 7929



PAYMENT ADVICE

To: SuperHelp Australia PTY LTD
PO Box 1906
MACQUARIE CENTRE NSW 2113
AUSTRALIA

Customer KM Superannuation
Invoice Number INV-0617

Amount Due **0.00**
Due Date 19 Apr 2022

Amount Enclosed

Enter the amount you are paying above

37500 - Investment Expenses

2022 Financial Year

Preparer Aira Cutiongco

Reviewer Steven Lee

Status Completed

Account Code	Description	CY Balance	LY Balance	Change
SHKDKMSaxo	Saxo Trading Account	\$175.59	\$201.55	(12.88)%
TOTAL		CY Balance	LY Balance	
		\$175.59	\$201.55	

Supporting Documents

- General Ledger [Report](#)

Standard Checklist

- Attach all source documentation
- Ensure all Transactions have been entered

KM Superannuation Fund

General Ledger

As at 30 June 2022

Transaction Date	Description	Units	Debit	Credit	Balance \$
Investment Expenses (37500)					
Saxo Trading Account (SHKDKMSaxo)					
30/06/2022	SAXO transactions		175.59		175.59 DR
			175.59		175.59 DR
Total Debits:	175.59				
Total Credits:	0.00				

37900 - Interest Paid

2022 Financial Year

Preparer Aira Cutiongco

Reviewer Steven Lee

Status Completed

Account Code	Description	CY Balance	LY Balance	Change
37900	Interest Paid	\$99.93		100%
TOTAL		CY Balance	LY Balance	
		\$99.93		

Supporting Documents

- General Ledger [Report](#)

Standard Checklist

- Attach all source documentation
- Ensure all Transactions have been entered

KM Superannuation Fund

General Ledger

As at 30 June 2022

Transaction Date	Description	Units	Debit	Credit	Balance \$
Interest Paid (37900)					
<u>Interest Paid (37900)</u>					
30/06/2022	SAXO transactions		99.93		99.93 DR
			99.93		99.93 DR

Total Debits: 99.93

Total Credits: 0.00

39000 - Life Insurance Premiums

2022 Financial Year

Preparer Aira Cutiongco

Reviewer Steven Lee

Status Completed

Account Code	Description	CY Balance	LY Balance	Change
MORKAS00001A	(Life Insurance Premiums) Mortensen, Kasper - Accumulation (Accumulation)	\$1,744.04	\$1,662.25	4.92%
TOTAL		CY Balance	LY Balance	
		\$1,744.04	\$1,662.25	

Supporting Documents

- General Ledger [Report](#)
- Noble Oak Insurance02082022.pdf [MORKAS00001A](#)

Standard Checklist

- Attach all source documentation
- Ensure all Transactions have been entered

KM Superannuation Fund

General Ledger

As at 30 June 2022

Transaction Date	Description	Units	Debit	Credit	Balance \$
Life Insurance Premiums (39000)					
(Life Insurance Premiums) Mortensen, Kasper - Accumulation (MORKAS00001A)					
30/07/2021	ANZ INTERNET BANKING BILLPAY QANTAS CREDIT CARDS 543950		1,744.04		1,744.04 DR
			1,744.04		1,744.04 DR

Total Debits: 1,744.04

Total Credits: 0.00



NOBLEOAK

K N Superannuation Fun
36 Murrindal Street
WERRIBEE VIC 3030

15 June 2021

Dear K N Superannuation Fun,

Member number: 110150636
Member name: K N Superannuation Fund

Your cover for the year ahead

Thank you for continuing to choose NobleOak to protect yourself and your loved ones.

Your cover automatically renews on 26 July 2021. The table below shows the type and amount of cover you have in place with us. Please check the table carefully to ensure the information is correct.

How your premium is calculated

Your premium is recalculated on your renewal date for the next 12 months. Like most Australian life insurers, our premium rates step up each year as the risk of a serious health condition increases with age. Rest assured that our premium rates are competitive at all ages, not just when you joined.

If indexation applies to your cover, we've increased the insured amount below by 3% to help your level of cover keep up with inflation, which also increases your premium. If you don't want the indexation increase, please call us on **1300 551 044** between 8.00am and 6.00pm (AEST), Monday to Friday and we'll adjust your cover amount and premium accordingly.

Life Insured	Cover Type	Insured Amount	Premium per year
Mr Kasper Tordal Mortensen	Life Cover	\$1,125,508.00	\$1,362.25
Mr Kasper Tordal Mortensen	TPD Cover	\$265,225.00	\$381.79
	Total Premium		\$1,744.04

Your payment will be deducted automatically

The yearly amount of \$1,744.04 will continue to be debited from your nominated account on the 27 July 2021 and yearly thereafter.

48500 - Income Tax Expense

2022 Financial Year

Preparer Aira Cutiongco

Reviewer Steven Lee

Status Completed

Account Code	Description	CY Balance	LY Balance	Change
48500	Income Tax Expense	\$2,666.32	(\$819.15)	(425.5)%
TOTAL		CY Balance	LY Balance	
		\$2,666.32	(\$819.15)	

Supporting Documents

No supporting documents

49000 - Profit/Loss Allocation Account

2022 Financial Year

Preparer Aira Cutiongco

Reviewer Steven Lee

Status Completed

Account Code	Description	CY Balance	LY Balance	Change
49000	Profit/Loss Allocation Account	\$12,880.15	(\$91.13)	(14233.82)%
TOTAL		CY Balance	LY Balance	
		\$12,880.15	(\$91.13)	

Supporting Documents

No supporting documents

50000 - Members

2022 Financial Year

Preparer Aira Cutiongco

Reviewer Steven Lee

Status Completed

Account Code	Description	Opening Balance	Contribution Income	Earnings	Member Payments	Tax & Fees	Closing Balance	Change
MORKAS00001A	Mortensen, Kasper - Accumulation (Accumulation)	(\$132,560.32)	(\$18,425.97)	\$2,659.68	\$1,744.04	\$2,396.89	(\$144,185.68)	8.77%
MORYAS00001A	Mortensen, Yasmin - Accumulation (Accumulation)	(\$26,458.72)	(\$2,075.66)	\$530.53		\$290.34	(\$27,713.51)	4.74%
TOTAL		Opening Balance	Contribution Income	Earnings	Member Payments	Tax & Fees	Closing Balance	
		(\$159,019.04)	(\$20,501.63)	\$3,190.21	\$1,744.04	\$2,687.23	(\$171,899.19)	

Supporting Documents

- Members Summary [Report](#)
- Members Statements [Report](#)

Standard Checklist

- Attach copies of Members Statements

KM Superannuation Fund

Members Statement

Kasper Mortensen
 36 Murrindal Street
 Werribee, Victoria, 3030, Australia

Your Details

Date of Birth :		Provided	Nominated Beneficiaries:	N/A
Age:		49	Nomination Type:	N/A
Tax File Number:		Provided	Vested Benefits:	144,185.68
Date Joined Fund:		26/06/2007	Total Death Benefit:	1,269,693.68
Service Period Start Date:			Current Salary:	0.00
Date Left Fund:			Previous Salary:	0.00
Member Code:		MORKAS00001A	Disability Benefit:	265,225.00
Account Start Date:		26/06/2007		
Account Phase:		Accumulation Phase		
Account Description:		Accumulation		

Your Balance

Total Benefits	144,185.68
<u>Preservation Components</u>	
Preserved	144,185.68
Unrestricted Non Preserved	
Restricted Non Preserved	
<u>Tax Components</u>	
Tax Free	
Taxable	144,185.68

Your Detailed Account Summary

	This Year	Last Year
Opening balance at 01/07/2021	132,560.32	132,789.20
<u>Increases to Member account during the period</u>		
Employer Contributions	18,425.97	19,440.36
Personal Contributions (Concessional)		
Personal Contributions (Non Concessional)		
Government Co-Contributions		
Other Contributions		
Proceeds of Insurance Policies		
Transfers In		
Net Earnings	(2,659.68)	(18,717.69)
Internal Transfer In		
<u>Decreases to Member account during the period</u>		
Pensions Paid		
Contributions Tax	2,763.89	2,916.10
Income Tax	(367.00)	(3,626.80)
No TFN Excess Contributions Tax		
Excess Contributions Tax		
Refund Excess Contributions		
Division 293 Tax		
Insurance Policy Premiums Paid	1,744.04	1,662.25
Management Fees		
Member Expenses		
Benefits Paid/Transfers Out		
Superannuation Surcharge Tax		
Internal Transfer Out		
Closing balance at 30/06/2022	144,185.68	132,560.32

KM Superannuation Fund
Members Statement

Trustee's Disclaimer

This statement has been prepared by the Trustee for the member whose name appears at the top of this statement. Every effort has been made by the Trustee to ensure the accuracy and completeness of this Statement. The Trustee does not accept any liability for any error, omission or misprint. All amounts shown in relation to benefits do not take into account any amounts which may be withheld to satisfy the requirements imposed by the Income Tax Assessment Act 1936.

Signed by all the trustees of the fund

Kasper Mortensen
Trustee

Yasmin Mortensen
Trustee

KM Superannuation Fund

Members Statement

Yasmin Mortensen
 36 Murrindal Street
 Werribee, Victoria, 3030, Australia

Your Details

Date of Birth :		Provided	Nominated Beneficiaries:	N/A
Age:		48	Nomination Type:	N/A
Tax File Number:		Provided	Vested Benefits:	27,713.51
Date Joined Fund:		26/06/2007	Total Death Benefit:	27,713.51
Service Period Start Date:			Current Salary:	0.00
Date Left Fund:			Previous Salary:	0.00
Member Code:		MORYAS00001A	Disability Benefit:	0.00
Account Start Date:		26/06/2007		
Account Phase:		Accumulation Phase		
Account Description:		Accumulation		

Your Balance

Total Benefits	27,713.51
<u>Preservation Components</u>	
Preserved	27,713.51
Unrestricted Non Preserved	
Restricted Non Preserved	
<u>Tax Components</u>	
Tax Free	3,484.25
Taxable	24,229.26

Your Detailed Account Summary

	This Year	Last Year
Opening balance at 01/07/2021	26,458.72	26,320.97
<u>Increases to Member account during the period</u>		
Employer Contributions	2,075.66	3,736.06
Personal Contributions (Concessional)		
Personal Contributions (Non Concessional)		
Government Co-Contributions		
Other Contributions		
Proceeds of Insurance Policies		
Transfers In		
Net Earnings	(530.53)	(3,706.76)
Internal Transfer In		
<u>Decreases to Member account during the period</u>		
Pensions Paid		
Contributions Tax	311.36	560.41
Income Tax	(21.02)	(668.86)
No TFN Excess Contributions Tax		
Excess Contributions Tax		
Refund Excess Contributions		
Division 293 Tax		
Insurance Policy Premiums Paid		
Management Fees		
Member Expenses		
Benefits Paid/Transfers Out		
Superannuation Surcharge Tax		
Internal Transfer Out		
Closing balance at 30/06/2022	27,713.51	26,458.72

KM Superannuation Fund
Members Statement

Trustee's Disclaimer

This statement has been prepared by the Trustee for the member whose name appears at the top of this statement. Every effort has been made by the Trustee to ensure the accuracy and completeness of this Statement. The Trustee does not accept any liability for any error, omission or misprint. All amounts shown in relation to benefits do not take into account any amounts which may be withheld to satisfy the requirements imposed by the Income Tax Assessment Act 1936.

Signed by all the trustees of the fund

Kasper Mortensen
Trustee

Yasmin Mortensen
Trustee

KM Superannuation Fund

Members Summary

As at 30 June 2022

Opening Balances	Increases				Decreases					Closing Balance	
	Contributions	Transfers In	Net Earnings	Insurance Proceeds	Pensions Paid	Contributions Tax	Taxes Paid	Benefits Paid/ Transfers Out	Insurance Premiums		Member Expenses
Kasper Mortensen (Age: 49)											
MORKAS00001A - Accumulation											
132,560.32	18,425.97		(2,659.68)			2,763.89	(367.00)		1,744.04		144,185.68
132,560.32	18,425.97		(2,659.68)			2,763.89	(367.00)		1,744.04		144,185.68
Yasmin Mortensen (Age: 48)											
MORYAS00001A - Accumulation											
26,458.72	2,075.66		(530.53)			311.36	(21.02)				27,713.51
26,458.72	2,075.66		(530.53)			311.36	(21.02)				27,713.51
159,019.04	20,501.63		(3,190.21)			3,075.25	(388.02)		1,744.04		171,899.19

60400 - Bank Accounts

2022 Financial Year

Preparer Aira Cutiongco

Reviewer Steven Lee

Status Completed

Account Code	Description	CY Balance	LY Balance	Change
ANZ908987757	ANZ V2 Plus 9089-87757	\$61,346.92	\$41,031.26	49.51%
TOTAL		CY Balance	LY Balance	
		\$61,346.92	\$41,031.26	

Supporting Documents

- Bank Statement Report [Report](#)
- Bank_stats_ANZ_757.pdf [ANZ908987757](#)

Standard Checklist

- Attach Copies of Bank Statements
- Attach copy of Bank Statement Report
- Ensure all Balances match Statement Balances at June 30
- Ensure all Transactions have been entered

KM Superannuation Fund

Bank Statement Report

For The Period 01 July 2021 to 30 June 2022

Chart Code: 60400 / ANZ908987757

Account Name: ANZ V2 Plus 9089-87757

BSB and Account Number: 013141 908987757

Opening Balance	-	Total Debits	+	Total Credits	=	Closing Balance	Data Feed Used
\$ 41,031.26		\$ 24,350.04		\$ 44,665.70		\$ 61,346.92	

Date	Description	Debit \$	Credit \$	Ledger Balance \$	Statement Balance \$	Variance \$
01/07/2021	Opening Balance			41,031.26		
01/07/2021	QUARTERLY INTEREST		31.55	41,062.81		
05/07/2021	DIRECT CREDIT - CREDIT FROM SUPERCHOICE P/L PC020721-124936767 KM SUPERANNUATION FUND		393.88	41,456.69		
15/07/2021	DIRECT CREDIT - CREDIT FROM SUPERCHOICE P/L PC140721-143704987 KM SUPERANNUATION FUND		192.31	41,649.00		
30/07/2021	ANZ INTERNET BANKING BILLPAY QANTAS CREDIT CARDS 543950	1,744.04		39,904.96		
04/08/2021	DIRECT CREDIT - CREDIT FROM SUPERCHOICE P/L PC030821-125442578 KM SUPERANNUATION FUND		192.30	40,097.26		
05/08/2021	DEPOSIT FROM SUPERCHOICE P/L PC06C136- 6083636		1,597.73	41,694.99		
16/08/2021	DIRECT CREDIT - CREDIT FROM SUPERCHOICE P/L PC130821-143345237 KM SUPERANNUATION FUND		192.31	41,887.30		
30/08/2021	ANZ INTERNET BANKING BILLPAY TAX OFFICE PAYMENTS 160197	1,506.00		40,381.30		
03/09/2021	DIRECT CREDIT - CREDIT FROM SUPERCHOICE P/L PC020921-157369193 KM SUPERANNUATION FUND		399.61	40,780.91		
06/09/2021	DEPOSIT FROM SUPERCHOICE P/L PC06C134- 6092781		1,597.87	42,378.78		
10/09/2021	WITHDRAWAL ANZ INTERNET BANKING PAYMENT 340175	550.00		41,828.78		
13/09/2021	DEPOSIT FROM PLENTI RS - KM96671572		19,000.00	60,828.78		
01/10/2021	QUARTERLY INTEREST		37.65	60,866.43		

KM Superannuation Fund**Bank Statement Report**

For The Period 01 July 2021 to 30 June 2022

Date	Description	Debit \$	Credit \$	Ledger Balance \$	Statement Balance \$	Variance \$
04/10/2021	DIRECT CREDIT - CREDIT FROM SUPERCHOICE P/L PC011021-131359787 KM SUPERANNUATION FUND		96.15	60,962.58		
05/10/2021	DEPOSIT FROM SUPERCHOICE P/L PC06C139-6101479		2,696.40	63,658.98		
18/10/2021	DIRECT CREDIT - CREDIT FROM SUPERCHOICE P/L PC151021-101133924 KM SUPERANNUATION FUND		50.00	63,708.98		
04/11/2021	DEPOSIT FROM SUPERCHOICE P/L PC06C134-6111712		1,597.80	65,306.78		
06/12/2021	DEPOSIT FROM SUPERCHOICE P/L PC06C137-6120368		1,597.80	66,904.58		
01/01/2022	QUARTERLY INTEREST		54.08	66,958.66		
04/01/2022	WITHDRAWAL ANZ INTERNET BANKING PAYMENT 866106	20,000.00		46,958.66		
06/01/2022	DEPOSIT FROM SUPERCHOICE P/L PC06C143-6127522		2,596.89	49,555.55		
01/04/2022	QUARTERLY INTEREST		40.79	49,596.34		
04/04/2022	DEPOSIT FROM PLENTI RS - KM96671572		5,000.00	54,596.34		
04/04/2022	DEPOSIT FROM PRECISION CH PASCH2203290005435		3,311.82	57,908.16		
11/04/2022	WITHDRAWAL ANZ INTERNET BANKING PAYMENT 732454	550.00		57,358.16		
03/06/2022	DEPOSIT FROM PRECISION CH PASCH2205310003679		3,988.76	61,346.92		
30/06/2022	CLOSING BALANCE			61,346.92		
		<u>24,350.04</u>	<u>44,665.70</u>			



ANZ V2 PLUS STATEMENT

STATEMENT NUMBER 154

01 JUNE 2021 TO 30 JUNE 2021

KASPER TORDAL MORTENSEN & YASMIN TORDAL
9 LEADBEATER STREET
POINT COOK VIC 3030

WELCOME TO YOUR ANZ ACCOUNT AT A GLANCE

Account Details

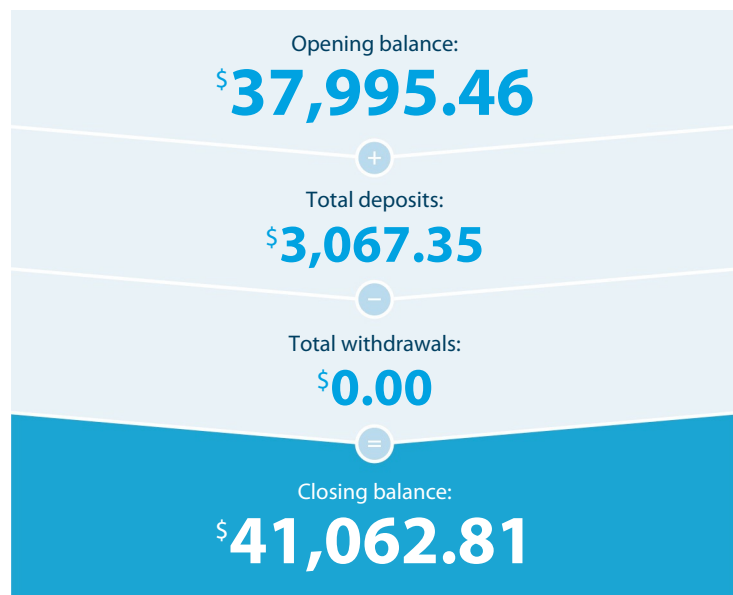
KASPER TORDAL MORTENSEN &
YASMIN TORDAL
MORTENSEN ITF KM
SUPERANNUATION FUND

Branch Number (BSB)

013-141

Account Number

9089-87757



Notice something different?

Welcome to your new look statement. You can find out more here anz.com/yourstatement

If you haven't already switched off paper for your ANZ V2 PLUS statement, follow the link above to find out how.

NEED TO GET IN TOUCH?

 Enquiries: 13 28 33 Lost/Stolen Cards: 1800 033 844 Fax: 1800 671 800	OR	 ANZ Internet Banking www.anz.com	OR	 V2 PLUS Service Centre Locked Bag 3000, Collins St West MELBOURNE VIC 8007
---	----	--	----	--

ANZ V2 PLUS STATEMENT

Account Number: 9089-87757

Transaction Details

Please retain this statement for taxation purposes

Date	Transaction Details	Withdrawals (\$)	Deposits (\$)	Balance (\$)
2021				
01 JUN	OPENING BALANCE			37,995.46
03 JUN	DEPOSIT FROM SUPERCHOICE P/L PC06C132-6052777		1,517.90	39,513.36
24 JUN	DEPOSIT FROM SUPERCHOICE P/L PC06C133-6063011		1,517.90	41,031.26
01 JUL	QUARTERLY INTEREST		31.55	41,062.81
	TOTALS AT END OF PAGE	\$0.00	\$3,067.35	
	TOTALS AT END OF PERIOD	\$0.00	\$3,067.35	\$41,062.81

This Statement Includes

Interest Paid	\$31.55
---------------	---------

Yearly Summary

Financial Year to 30/06

Interest Paid	\$133.72
---------------	----------

Interest rate at date of statement issue .33% p.a
Your credit interest rate consists of the ANZ V2 PLUS Intermediary Rate (.10% as at the end of your statement period) plus a margin (if applicable). You can find out the current interest rate by visiting www.anz.com
How to read this statement: This statement covers transactions on your account for the quarter ending 30 June 2021.
Interest shown as paid on 1 July 2021 will be reported to the Australian Taxation Office for the 2022 income year.
If you have any difficulty reading this statement please contact the V2 PLUS Service Centre 13 28 33.

IMPORTANT INFORMATION

PLEASE CHECK THE ENTRIES AND CALL 13 28 33 REGARDING ANY ERRORS ON THIS STATEMENT.

All entries generated are subject to authorization and verification and if necessary, adjustments will appear on a later statement.

If you have a complaint or unresolved issue with ANZ's product or service please call our National Feedback Line **1800 805 154** and advise us. Further information in relation to ANZ's dispute resolution process and this product (including details of benefits or fees and charges) is available on request and you can access this information by reviewing the Product Terms and Conditions, and Fees and Charges booklets which can be found at www.anz.com or by calling **13 28 33**.



ANZ V2 PLUS STATEMENT

STATEMENT NUMBER 155

01 JULY 2021 TO 31 JULY 2021

KASPER TORDAL MORTENSEN & YASMIN TORDAL
9 LEADBEATER STREET
POINT COOK VIC 3030

WELCOME TO YOUR ANZ ACCOUNT AT A GLANCE

Account Details

KASPER TORDAL MORTENSEN &
YASMIN TORDAL
MORTENSEN ITF KM
SUPERANNUATION FUND

Branch Number (BSB)

013-141

Account Number

9089-87757



Notice something different?

Welcome to your new look statement. You can find out more here anz.com/yourstatement

If you haven't already switched off paper for your ANZ V2 PLUS statement, follow the link above to find out how.

NEED TO GET IN TOUCH?

 Enquiries: 13 28 33 Lost/Stolen Cards: 1800 033 844 Fax: 1800 671 800	OR	 ANZ Internet Banking www.anz.com	OR	 V2 PLUS Service Centre Locked Bag 3000, Collins St West MELBOURNE VIC 8007
---	----	--	----	--



ANZ V2 PLUS STATEMENT

Account Number: 9089-87757

Transaction Details

Please retain this statement for taxation purposes

Date	Transaction Details	Withdrawals (\$)	Deposits (\$)	Balance (\$)
2021				
01 JUL	OPENING BALANCE			41,062.81
05 JUL	DIRECT CREDIT - CREDIT FROM SUPERCHOICE P/L PC020721-124936767 KM SUPERANNUATION FUND		393.88	41,456.69
15 JUL	DIRECT CREDIT - CREDIT FROM SUPERCHOICE P/L PC140721-143704987 KM SUPERANNUATION FUND		192.31	41,649.00
30 JUL	ANZ INTERNET BANKING BILLPAY QANTAS CREDIT CARDS 543950	1,744.04		39,904.96
	TOTALS AT END OF PAGE	\$1,744.04	\$586.19	
	TOTALS AT END OF PERIOD	\$1,744.04	\$586.19	\$39,904.96

Interest rate at date of statement issue .33% p.a
Your credit interest rate consists of the ANZ V2 PLUS Intermediary Rate (.10% as at the end of your statement period) plus a margin (if applicable). You can find out the current interest rate by visiting www.anz.com

Save on ATM fees while you travel with ANZ.
As an ANZ customer you won't pay an overseas ATM transaction fee when you use an ANZ branded ATM to withdraw cash from this ANZ account while overseas. You'll find ANZ ATMs in various locations throughout the Asia Pacific region. See the ANZ Personal Banking Account Fees and Charges booklet for more information.

IMPORTANT INFORMATION

PLEASE CHECK THE ENTRIES AND CALL 13 28 33 REGARDING ANY ERRORS ON THIS STATEMENT.

All entries generated are subject to authorization and verification and if necessary, adjustments will appear on a later statement.

If you have a complaint or unresolved issue with ANZ's product or service please call our National Feedback Line **1800 805 154** and advise us. Further information in relation to ANZ's dispute resolution process and this product (including details of benefits or fees and charges) is available on request and you can access this information by reviewing the Product Terms and Conditions, and Fees and Charges booklets which can be found at www.anz.com or by calling **13 28 33**.



ANZ V2 PLUS STATEMENT

STATEMENT NUMBER 156

01 AUGUST 2021 TO 31 AUGUST 2021

KASPER TORDAL MORTENSEN & YASMIN TORDAL
9 LEADBEATER STREET
POINT COOK VIC 3030

WELCOME TO YOUR ANZ ACCOUNT AT A GLANCE

Account Details

KASPER TORDAL MORTENSEN &
YASMIN TORDAL
MORTENSEN ITF KM
SUPERANNUATION FUND

Branch Number (BSB)

013-141

Account Number

9089-87757



Notice something different?

Welcome to your new look statement. You can find out more here anz.com/yourstatement

If you haven't already switched off paper for your ANZ V2 PLUS statement, follow the link above to find out how.

NEED TO GET IN TOUCH?

 Enquiries: 13 28 33 Lost/Stolen Cards: 1800 033 844 Fax: 1800 671 800	OR	 ANZ Internet Banking www.anz.com	OR	 V2 PLUS Service Centre Locked Bag 3000, Collins St West MELBOURNE VIC 8007
---	----	---	----	--

ANZ V2 PLUS STATEMENT

Account Number: 9089-87757

Transaction Details

Please retain this statement for taxation purposes

Date	Transaction Details	Withdrawals (\$)	Deposits (\$)	Balance (\$)
2021				
01 AUG	OPENING BALANCE			39,904.96
04 AUG	DIRECT CREDIT - CREDIT FROM SUPERCHOICE P/L PC030821-125442578 KM SUPERANNUATION FUND		192.30	40,097.26
05 AUG	DEPOSIT FROM SUPERCHOICE P/L PC06C136-6083636		1,597.73	41,694.99
16 AUG	DIRECT CREDIT - CREDIT FROM SUPERCHOICE P/L PC130821-143345237 KM SUPERANNUATION FUND		192.31	41,887.30
30 AUG	ANZ INTERNET BANKING BILLPAY TAX OFFICE PAYMENTS 160197	1,506.00		40,381.30
	TOTALS AT END OF PAGE	\$1,506.00	\$1,982.34	
	TOTALS AT END OF PERIOD	\$1,506.00	\$1,982.34	\$40,381.30

Interest rate at date of statement issue .33% p.a
Your credit interest rate consists of the ANZ V2 PLUS Intermediary Rate (.10% as at the end of your statement period) plus a margin (if applicable). You can find out the current interest rate by visiting www.anz.com

Save on ATM fees while you travel with ANZ.
As an ANZ customer you won't pay an overseas ATM transaction fee when you use an ANZ branded ATM to withdraw cash from this ANZ account while overseas. You'll find ANZ ATMs in various locations throughout the Asia Pacific region. See the ANZ Personal Banking Account Fees and Charges booklet for more information.

IMPORTANT INFORMATION

PLEASE CHECK THE ENTRIES AND CALL 13 28 33 REGARDING ANY ERRORS ON THIS STATEMENT.

All entries generated are subject to authorization and verification and if necessary, adjustments will appear on a later statement.

If you have a complaint or unresolved issue with ANZ's product or service please call our National Feedback Line **1800 805 154** and advise us. Further information in relation to ANZ's dispute resolution process and this product (including details of benefits or fees and charges) is available on request and you can access this information by reviewing the Product Terms and Conditions, and Fees and Charges booklets which can be found at www.anz.com or by calling **13 28 33**.



ANZ V2 PLUS STATEMENT

STATEMENT NUMBER 157

01 SEPTEMBER 2021 TO 30 SEPTEMBER 2021

KASPER TORDAL MORTENSEN & YASMIN TORDAL
9 LEADBEATER STREET
POINT COOK VIC 3030

WELCOME TO YOUR ANZ ACCOUNT AT A GLANCE

Account Details

KASPER TORDAL MORTENSEN &
YASMIN TORDAL
MORTENSEN ITF KM
SUPERANNUATION FUND

Branch Number (BSB)

013-141

Account Number

9089-87757



Notice something different?

Welcome to your new look statement. You can find out more here anz.com/yourstatement

If you haven't already switched off paper for your ANZ V2 PLUS statement, follow the link above to find out how.

NEED TO GET IN TOUCH?

 Enquiries: 13 28 33 Lost/Stolen Cards: 1800 033 844 Fax: 1800 671 800	OR	 ANZ Internet Banking www.anz.com	OR	 V2 PLUS Service Centre Locked Bag 3000, Collins St West MELBOURNE VIC 8007
---	----	--	----	--

ANZ V2 PLUS STATEMENT

Account Number: 9089-87757

Transaction Details

Please retain this statement for taxation purposes

Date	Transaction Details	Withdrawals (\$)	Deposits (\$)	Balance (\$)
2021				
01 SEP	OPENING BALANCE			40,381.30
03 SEP	DIRECT CREDIT - CREDIT FROM SUPERCHOICE P/L PC020921-157369193 KM SUPERANNUATION FUND		399.61	40,780.91
06 SEP	DEPOSIT FROM SUPERCHOICE P/L PC06C134-6092781		1,597.87	42,378.78
10 SEP	WITHDRAWAL ANZ INTERNET BANKING PAYMENT 340175	550.00		41,828.78
13 SEP	DEPOSIT FROM PLENTI RS - KM96671572		19,000.00	60,828.78
01 OCT	QUARTERLY INTEREST		37.65	60,866.43
	TOTALS AT END OF PAGE	\$550.00	\$21,035.13	
	TOTALS AT END OF PERIOD	\$550.00	\$21,035.13	\$60,866.43

This Statement Includes

Interest Paid	\$37.65
---------------	---------

Interest rate at date of statement issue .33% p.a
Your credit interest rate consists of the ANZ V2 PLUS Intermediary Rate (.10% as at the end of your statement period) plus a margin (if applicable). You can find out the current interest rate by visiting www.anz.com

Save on ATM fees while you travel with ANZ.
As an ANZ customer you won't pay an overseas ATM transaction fee when you use an ANZ branded ATM to withdraw cash from this ANZ account while overseas. You'll find ANZ ATMs in various locations throughout the Asia Pacific region. See the ANZ Personal Banking Account Fees and Charges booklet for more information.

IMPORTANT INFORMATION

PLEASE CHECK THE ENTRIES AND CALL 13 28 33 REGARDING ANY ERRORS ON THIS STATEMENT.

All entries generated are subject to authorization and verification and if necessary, adjustments will appear on a later statement.

If you have a complaint or unresolved issue with ANZ's product or service please call our National Feedback Line **1800 805 154** and advise us. Further information in relation to ANZ's dispute resolution process and this product (including details of benefits or fees and charges) is available on request and you can access this information by reviewing the Product Terms and Conditions, and Fees and Charges booklets which can be found at www.anz.com or by calling **13 28 33**.



ANZ V2 PLUS STATEMENT

STATEMENT NUMBER 158

01 OCTOBER 2021 TO 31 OCTOBER 2021

KASPER TORDAL MORTENSEN & YASMIN TORDAL
9 LEADBEATER STREET
POINT COOK VIC 3030

WELCOME TO YOUR ANZ ACCOUNT AT A GLANCE

Account Details

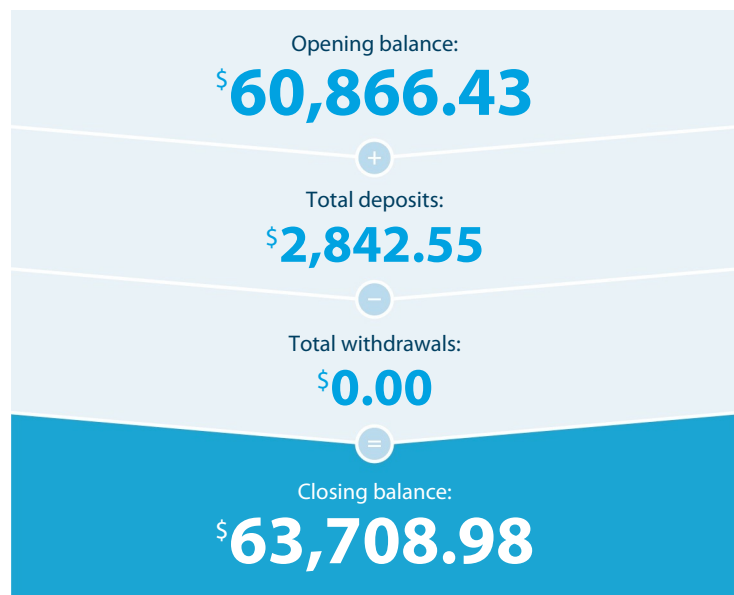
KASPER TORDAL MORTENSEN &
YASMIN TORDAL
MORTENSEN ITF KM
SUPERANNUATION FUND

Branch Number (BSB)

013-141

Account Number

9089-87757



Notice something different?

Welcome to your new look statement. You can find out more here anz.com/yourstatement

If you haven't already switched off paper for your ANZ V2 PLUS statement, follow the link above to find out how.

NEED TO GET IN TOUCH?

 Enquiries: 13 28 33 Lost/Stolen Cards: 1800 033 844 Fax: 1800 671 800	OR	 ANZ Internet Banking www.anz.com	OR	 V2 PLUS Service Centre Locked Bag 3000, Collins St West MELBOURNE VIC 8007
---	----	--	----	--

ANZ V2 PLUS STATEMENT

Account Number: 9089-87757

Transaction Details

Please retain this statement for taxation purposes

Date	Transaction Details	Withdrawals (\$)	Deposits (\$)	Balance (\$)
2021				
01 OCT	OPENING BALANCE			60,866.43
04 OCT	DIRECT CREDIT - CREDIT FROM SUPERCHOICE P/L PC011021-131359787 KM SUPERANNUATION FUND		96.15	60,962.58
05 OCT	DEPOSIT FROM SUPERCHOICE P/L PC06C139-6101479		2,696.40	63,658.98
18 OCT	DIRECT CREDIT - CREDIT FROM SUPERCHOICE P/L PC151021-101133924 KM SUPERANNUATION FUND		50.00	63,708.98
TOTALS AT END OF PAGE		\$0.00	\$2,842.55	
TOTALS AT END OF PERIOD		\$0.00	\$2,842.55	\$63,708.98

Interest rate at date of statement issue .33% p.a
Your credit interest rate consists of the ANZ V2 PLUS Intermediary Rate (.10% as at the end of your statement period) plus a margin (if applicable). You can find out the current interest rate by visiting www.anz.com

Save on ATM fees while you travel with ANZ.
As an ANZ customer you won't pay an overseas ATM transaction fee when you use an ANZ branded ATM to withdraw cash from this ANZ account while overseas. You'll find ANZ ATMs in various locations throughout the Asia Pacific region. See the ANZ Personal Banking Account Fees and Charges booklet for more information.

IMPORTANT INFORMATION

PLEASE CHECK THE ENTRIES AND CALL 13 28 33 REGARDING ANY ERRORS ON THIS STATEMENT.

All entries generated are subject to authorization and verification and if necessary, adjustments will appear on a later statement.

If you have a complaint or unresolved issue with ANZ's product or service please call our National Feedback Line **1800 805 154** and advise us. Further information in relation to ANZ's dispute resolution process and this product (including details of benefits or fees and charges) is available on request and you can access this information by reviewing the Product Terms and Conditions, and Fees and Charges booklets which can be found at www.anz.com or by calling **13 28 33**.



ANZ V2 PLUS STATEMENT

STATEMENT NUMBER 159

01 NOVEMBER 2021 TO 30 NOVEMBER 2021

KASPER TORDAL MORTENSEN & YASMIN TORDAL
9 LEADBEATER STREET
POINT COOK VIC 3030

WELCOME TO YOUR ANZ ACCOUNT AT A GLANCE

Account Details

KASPER TORDAL MORTENSEN &
YASMIN TORDAL
MORTENSEN ITF KM
SUPERANNUATION FUND

Branch Number (BSB)

013-141

Account Number

9089-87757



Notice something different?

Welcome to your new look statement. You can find out more here anz.com/yourstatement

If you haven't already switched off paper for your ANZ V2 PLUS statement, follow the link above to find out how.

NEED TO GET IN TOUCH?

 Enquiries: 13 28 33 Lost/Stolen Cards: 1800 033 844 Fax: 1800 671 800	OR	 ANZ Internet Banking www.anz.com	OR	 V2 PLUS Service Centre Locked Bag 3000, Collins St West MELBOURNE VIC 8007
---	----	---	----	--

ANZ V2 PLUS STATEMENT

Account Number: 9089-87757

Transaction Details

Please retain this statement for taxation purposes

Date	Transaction Details	Withdrawals (\$)	Deposits (\$)	Balance (\$)
2021				
01 NOV	OPENING BALANCE			63,708.98
04 NOV	DEPOSIT FROM SUPERCHOICE P/L PC06C134-6111712		1,597.80	65,306.78
	TOTALS AT END OF PAGE	\$0.00	\$1,597.80	
	TOTALS AT END OF PERIOD	\$0.00	\$1,597.80	\$65,306.78

Interest rate at date of statement issue .33% p.a
Your credit interest rate consists of the ANZ V2 PLUS Intermediary Rate (.10% as at the end of your statement period) plus a margin (if applicable). You can find out the current interest rate by visiting www.anz.com

Save on ATM fees while you travel with ANZ.
As an ANZ customer you won't pay an overseas ATM transaction fee when you use an ANZ branded ATM to withdraw cash from this ANZ account while overseas. You'll find ANZ ATMs in various locations throughout the Asia Pacific region. See the ANZ Personal Banking Account Fees and Charges booklet for more information.

IMPORTANT INFORMATION

PLEASE CHECK THE ENTRIES AND CALL 13 28 33 REGARDING ANY ERRORS ON THIS STATEMENT.

All entries generated are subject to authorization and verification and if necessary, adjustments will appear on a later statement.

If you have a complaint or unresolved issue with ANZ's product or service please call our National Feedback Line **1800 805 154** and advise us. Further information in relation to ANZ's dispute resolution process and this product (including details of benefits or fees and charges) is available on request and you can access this information by reviewing the Product Terms and Conditions, and Fees and Charges booklets which can be found at www.anz.com or by calling **13 28 33**.



ANZ V2 PLUS STATEMENT

STATEMENT NUMBER 160

01 DECEMBER 2021 TO 31 DECEMBER 2021

KASPER TORDAL MORTENSEN & YASMIN TORDAL
9 LEADBEATER STREET
POINT COOK VIC 3030

WELCOME TO YOUR ANZ ACCOUNT AT A GLANCE

Account Details

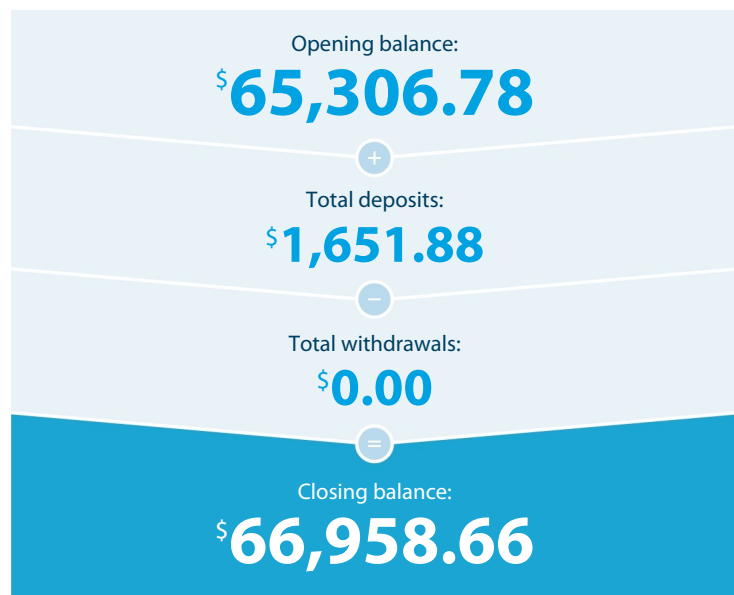
KASPER TORDAL MORTENSEN &
YASMIN TORDAL
MORTENSEN ITF KM
SUPERANNUATION FUND

Branch Number (BSB)

013-141

Account Number

9089-87757



Notice something different?

Welcome to your new look statement. You can find out more here anz.com/yourstatement

If you haven't already switched off paper for your ANZ V2 PLUS statement, follow the link above to find out how.

NEED TO GET IN TOUCH?

 Enquiries: 13 28 33 Lost/Stolen Cards: 1800 033 844 Fax: 1800 671 800	OR	 ANZ Internet Banking www.anz.com	OR	 V2 PLUS Service Centre Locked Bag 3000, Collins St West MELBOURNE VIC 8007
---	----	--	----	--

ANZ V2 PLUS STATEMENT

Account Number: 9089-87757

Transaction Details

Please retain this statement for taxation purposes

Date	Transaction Details	Withdrawals (\$)	Deposits (\$)	Balance (\$)
2021				
01 DEC	OPENING BALANCE			65,306.78
06 DEC	DEPOSIT FROM SUPERCHOICE P/L PC06C137-6120368		1,597.80	66,904.58
2022				
01 JAN	QUARTERLY INTEREST		54.08	66,958.66
	TOTALS AT END OF PAGE	\$0.00	\$1,651.88	
	TOTALS AT END OF PERIOD	\$0.00	\$1,651.88	\$66,958.66

This Statement Includes

Interest Paid	\$54.08
---------------	---------

Interest rate at date of statement issue .33% p.a
Your credit interest rate consists of the ANZ V2 PLUS Intermediary Rate (.10% as at the end of your statement period) plus a margin (if applicable). You can find out the current interest rate by visiting www.anz.com

Save on ATM fees while you travel with ANZ.
As an ANZ customer you won't pay an overseas ATM transaction fee when you use an ANZ branded ATM to withdraw cash from this ANZ account while overseas. You'll find ANZ ATMs in various locations throughout the Asia Pacific region. See the ANZ Personal Banking Account Fees and Charges booklet for more information.

IMPORTANT INFORMATION

PLEASE CHECK THE ENTRIES AND CALL 13 28 33 REGARDING ANY ERRORS ON THIS STATEMENT.

All entries generated are subject to authorization and verification and if necessary, adjustments will appear on a later statement.

If you have a complaint or unresolved issue with ANZ's product or service please call our National Feedback Line **1800 805 154** and advise us. Further information in relation to ANZ's dispute resolution process and this product (including details of benefits or fees and charges) is available on request and you can access this information by reviewing the Product Terms and Conditions, and Fees and Charges booklets which can be found at www.anz.com or by calling **13 28 33**.



ANZ V2 PLUS STATEMENT

STATEMENT NUMBER 161

01 JANUARY 2022 TO 31 JANUARY 2022

KASPER TORDAL MORTENSEN & YASMIN TORDAL
9 LEADBEATER STREET
POINT COOK VIC 3030

WELCOME TO YOUR ANZ ACCOUNT AT A GLANCE

Account Details

KASPER TORDAL MORTENSEN &
YASMIN TORDAL
MORTENSEN ITF KM
SUPERANNUATION FUND

Branch Number (BSB)

013-141

Account Number

9089-87757



Notice something different?

Welcome to your new look statement. You can find out more here anz.com/yourstatement

If you haven't already switched off paper for your ANZ V2 PLUS statement, follow the link above to find out how.

NEED TO GET IN TOUCH?

 Enquiries: 13 28 33 Lost/Stolen Cards: 1800 033 844 Fax: 1800 671 800	OR	 ANZ Internet Banking www.anz.com	OR	 V2 PLUS Service Centre Locked Bag 3000, Collins St West MELBOURNE VIC 8007
---	----	--	----	--

ANZ V2 PLUS STATEMENT

Account Number: 9089-87757

Transaction Details

Please retain this statement for taxation purposes

Date	Transaction Details	Withdrawals (\$)	Deposits (\$)	Balance (\$)
2022				
01 JAN	OPENING BALANCE			66,958.66
04 JAN	WITHDRAWAL ANZ INTERNET BANKING PAYMENT 866106	20,000.00		46,958.66
06 JAN	DEPOSIT FROM SUPERCHOICE P/L PC06C143-6127522		2,596.89	49,555.55
	TOTALS AT END OF PAGE	\$20,000.00	\$2,596.89	
	TOTALS AT END OF PERIOD	\$20,000.00	\$2,596.89	\$49,555.55

Interest rate at date of statement issue .33% p.a
Your credit interest rate consists of the ANZ V2 PLUS Intermediary Rate (.10% as at the end of your statement period) plus a margin (if applicable). You can find out the current interest rate by visiting www.anz.com

Save on ATM fees while you travel with ANZ.
As an ANZ customer you won't pay an overseas ATM transaction fee when you use an ANZ branded ATM to withdraw cash from this ANZ account while overseas. You'll find ANZ ATMs in various locations throughout the Asia Pacific region. See the ANZ Personal Banking Account Fees and Charges booklet for more information.

IMPORTANT INFORMATION

PLEASE CHECK THE ENTRIES AND CALL 13 28 33 REGARDING ANY ERRORS ON THIS STATEMENT.

All entries generated are subject to authorization and verification and if necessary, adjustments will appear on a later statement.

If you have a complaint or unresolved issue with ANZ's product or service please call our National Feedback Line **1800 805 154** and advise us. Further information in relation to ANZ's dispute resolution process and this product (including details of benefits or fees and charges) is available on request and you can access this information by reviewing the Product Terms and Conditions, and Fees and Charges booklets which can be found at www.anz.com or by calling **13 28 33**.



ANZ V2 PLUS STATEMENT

STATEMENT NUMBER 162

01 FEBRUARY 2022 TO 31 MARCH 2022

KASPER TORDAL MORTENSEN & YASMIN TORDAL
9 LEADBEATER STREET
POINT COOK VIC 3030

WELCOME TO YOUR ANZ ACCOUNT AT A GLANCE

Account Details

KASPER TORDAL MORTENSEN &
YASMIN TORDAL
MORTENSEN ITF KM
SUPERANNUATION FUND

Branch Number (BSB)

013-141

Account Number

9089-87757



Notice something different?

Welcome to your new look statement. You can find out more here anz.com/yourstatement

If you haven't already switched off paper for your ANZ V2 PLUS statement, follow the link above to find out how.

NEED TO GET IN TOUCH?

 Enquiries: 13 28 33 Lost/Stolen Cards: 1800 033 844 Fax: 1800 671 800	OR	 ANZ Internet Banking www.anz.com	OR	 V2 PLUS Service Centre Locked Bag 3000, Collins St West MELBOURNE VIC 8007
---	----	--	----	--



ANZ V2 PLUS STATEMENT

Account Number: 9089-87757

Transaction Details

Please retain this statement for taxation purposes

Date	Transaction Details	Withdrawals (\$)	Deposits (\$)	Balance (\$)
2022				
01 FEB	OPENING BALANCE			49,555.55
01 APR	QUARTERLY INTEREST		40.79	49,596.34
	TOTALS AT END OF PAGE	\$0.00	\$40.79	
	TOTALS AT END OF PERIOD	\$0.00	\$40.79	\$49,596.34

This Statement Includes

Interest Paid	\$40.79
---------------	---------

Interest rate at date of statement issue .33% p.a
Your credit interest rate consists of the ANZ V2 PLUS Intermediary Rate (.10% as at the end of your statement period) plus a margin (if applicable). You can find out the current interest rate by visiting www.anz.com

Save on ATM fees while you travel with ANZ.
As an ANZ customer you won't pay an overseas ATM transaction fee when you use an ANZ branded ATM to withdraw cash from this ANZ account while overseas. You'll find ANZ ATMs in various locations throughout the Asia Pacific region. See the ANZ Personal Banking Account Fees and Charges booklet for more information.

ANZ V2 PLUS STATEMENT

Account Number: 9089-87757

IMPORTANT INFORMATION

PLEASE CHECK THE ENTRIES AND CALL 13 28 33 REGARDING ANY ERRORS ON THIS STATEMENT.

All entries generated are subject to authorisation and verification, and if necessary, adjustments will appear on a later statement.

Further information in relation to this product (including details of benefits or fees and charges) is available on request and you can access this information by reviewing the Terms and Conditions, and Fees and Charges brochures which can be found at anz.com or by calling **13 13 14**.

If you have a complaint about an ANZ product or service, please contact us and we will try to resolve the issue as quickly as possible. Our customer complaints guide is available at <https://www.anz.com.au/support/contact-us/compliments-suggestions-complaints/>, alternatively you may wish to:

- | | | | | | |
|-----------------|--|--------------------|---|------------------|--|
| Call us: | <ul style="list-style-type: none">• General enquiries 13 13 14• If you're overseas +61 3 9683 9999• ANZ Complaint Resolution Team on 1800 805 154• If you're deaf, hard of hearing and/or have a speech impairment, call 133 677 or visit the National Relay Service at:
https://nrschat.nrsccall.gov.au/nrs/internetrelay | Write to us | ANZ Complaint Resolution Team
Locked Bag 4050,
South Melbourne VIC 3205
or ANZ online complaints form:
https://www.anz.com.au/support/contact-us/compliments-suggestions-complaints/feedback/ | Visit us: | At your nearest ANZ branch.
If you have a Relationship Manager, please feel free to contact them. |
|-----------------|--|--------------------|---|------------------|--|

If an issue has not been resolved to your satisfaction, you can lodge a complaint with the Australian Financial Complaints Authority (AFCA). AFCA provides fair and independent financial services complaint resolution that is free to consumers.

- | | | | |
|----------------|--|------------------|--|
| Call: | 1800 931 678 (free call within Australia),
or +61 1800 931 678 (International) | Write to: | Australian Financial Complaints Authority Limited
GPO Box 3,
Melbourne VIC 3001 |
| Online: | Email: info@afca.org.au
Web: www.afca.org.au | | |





ANZ V2 PLUS STATEMENT

STATEMENT NUMBER 163

01 APRIL 2022 TO 30 APRIL 2022

KASPER TORDAL MORTENSEN & YASMIN TORDAL
9 LEADBEATER STREET
POINT COOK VIC 3030

WELCOME TO YOUR ANZ ACCOUNT AT A GLANCE

Account Details

KASPER TORDAL MORTENSEN &
YASMIN TORDAL
MORTENSEN ITF KM
SUPERANNUATION FUND

Branch Number (BSB)

013-141

Account Number

9089-87757



Notice something different?

Welcome to your new look statement. You can find out more here anz.com/yourstatement

If you haven't already switched off paper for your ANZ V2 PLUS statement, follow the link above to find out how.

NEED TO GET IN TOUCH?

 Enquiries: 13 28 33 Lost/Stolen Cards: 1800 033 844 Fax: 1800 671 800	OR	 ANZ Internet Banking www.anz.com	OR	 V2 PLUS Service Centre Locked Bag 3000, Collins St West MELBOURNE VIC 8007
---	----	---	----	--

ANZ V2 PLUS STATEMENT

Account Number: 9089-87757

Transaction Details

Please retain this statement for taxation purposes

Date	Transaction Details	Withdrawals (\$)	Deposits (\$)	Balance (\$)
2022				
01 APR	OPENING BALANCE			49,596.34
04 APR	DEPOSIT FROM PLENTI RS - KM96671572		5,000.00	54,596.34
04 APR	DEPOSIT FROM PRECISION CH PASCH2203290005435		3,311.82	57,908.16
11 APR	WITHDRAWAL ANZ INTERNET BANKING PAYMENT 732454	550.00		57,358.16
	TOTALS AT END OF PAGE	\$550.00	\$8,311.82	
	TOTALS AT END OF PERIOD	\$550.00	\$8,311.82	\$57,358.16

Interest rate at date of statement issue .25% p.a

Your credit interest rate consists of the ANZ V2 PLUS Intermediary Rate (.10% as at the end of your statement period) plus a margin (if applicable). You can find out the current interest rate by visiting www.anz.com

Save on ATM fees while you travel with ANZ.

As an ANZ customer you won't pay an overseas ATM transaction fee when you use an ANZ branded ATM to withdraw cash from this ANZ account while overseas.

You'll find ANZ ATMs in various locations throughout the Asia Pacific region.

See the ANZ Personal Banking Account Fees and Charges booklet for more information.

ANZ V2 PLUS STATEMENT

Account Number: 9089-87757

IMPORTANT INFORMATION

PLEASE CHECK THE ENTRIES AND CALL 13 28 33 REGARDING ANY ERRORS ON THIS STATEMENT.

All entries generated are subject to authorisation and verification, and if necessary, adjustments will appear on a later statement.

Further information in relation to this product (including details of benefits or fees and charges) is available on request and you can access this information by reviewing the Terms and Conditions, and Fees and Charges brochures which can be found at anz.com or by calling **13 13 14**.


If you have a complaint about an ANZ product or service, please contact us and we will try to resolve the issue as quickly as possible. Our customer complaints guide is available at <https://www.anz.com.au/support/contact-us/compliments-suggestions-complaints/>, alternatively you may wish to:

- | | | | | | |
|-----------------|--|--------------------|--|------------------|--|
| Call us: | <ul style="list-style-type: none">• General enquiries 13 13 14• If you're overseas +61 3 9683 9999• ANZ Complaint Resolution Team on 1800 805 154• If you're deaf, hard of hearing and/or have a speech impairment, call 133 677 or visit the National Relay Service at:
https://nrschat.nrsccall.gov.au/nrs/internetrelay | Write to us | <p>ANZ Complaint Resolution Team
Locked Bag 4050,
South Melbourne VIC 3205
or ANZ online complaints form:
https://www.anz.com.au/support/contact-us/compliments-suggestions-complaints/feedback/</p> | Visit us: | <p>At your nearest ANZ branch.
If you have a Relationship Manager, please feel free to contact them.</p> |
|-----------------|--|--------------------|--|------------------|--|

If an issue has not been resolved to your satisfaction, you can lodge a complaint with the Australian Financial Complaints Authority (AFCA). AFCA provides fair and independent financial services complaint resolution that is free to consumers.

- | | | | |
|----------------|--|------------------|---|
| Call: | <p>1800 931 678 (free call within Australia),
or +61 1800 931 678 (International)</p> | Write to: | <p>Australian Financial Complaints Authority Limited
GPO Box 3,
Melbourne VIC 3001</p> |
| Online: | <p>Email: info@afca.org.au
Web: www.afca.org.au</p> | | |

L003308





ANZ V2 PLUS STATEMENT

STATEMENT NUMBER 164

01 MAY 2022 TO 30 JUNE 2022

KASPER TORDAL MORTENSEN & YASMIN TORDAL
9 LEADBEATER STREET
POINT COOK VIC 3030

WELCOME TO YOUR ANZ ACCOUNT AT A GLANCE

Account Details

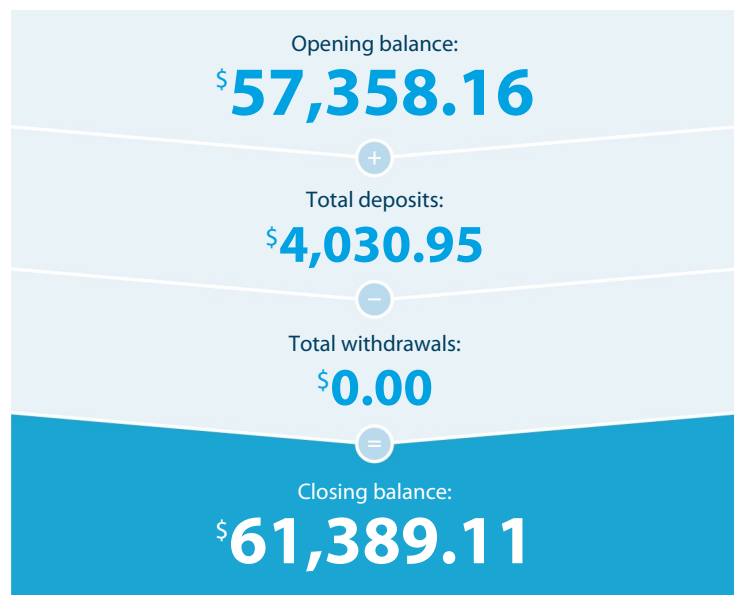
KASPER TORDAL MORTENSEN &
YASMIN TORDAL
MORTENSEN ITF KM
SUPERANNUATION FUND

Branch Number (BSB)

013-141

Account Number

9089-87757



Notice something different?

Welcome to your new look statement. You can find out more here anz.com/yourstatement

If you haven't already switched off paper for your ANZ V2 PLUS statement, follow the link above to find out how.

NEED TO GET IN TOUCH?

 Enquiries: 13 28 33 Lost/Stolen Cards: 1800 033 844 Fax: 1800 671 800	OR	 ANZ Internet Banking www.anz.com	OR	 V2 PLUS Service Centre Locked Bag 3000, Collins St West MELBOURNE VIC 8007
---	----	---	----	--

ANZ V2 PLUS STATEMENT

Account Number: 9089-87757

Transaction Details

Please retain this statement for taxation purposes

Date	Transaction Details	Withdrawals (\$)	Deposits (\$)	Balance (\$)
2022				
01 MAY	OPENING BALANCE			57,358.16
03 JUN	DEPOSIT FROM PRECISION CH PASCH2205310003679		3,988.76	61,346.92
01 JUL	QUARTERLY INTEREST		42.19	61,389.11
	TOTALS AT END OF PAGE	\$0.00	\$4,030.95	
	TOTALS AT END OF PERIOD	\$0.00	\$4,030.95	\$61,389.11

This Statement Includes

Interest Paid	\$42.19
---------------	---------

Yearly Summary

Financial Year to 30/06

Interest Paid	\$164.07
---------------	----------

Interest rate at date of statement issue .75% p.a

Your credit interest rate consists of the ANZ V2 PLUS Intermediary Rate (.60% as at the end of your statement period) plus a margin (if applicable). You can find out the current interest rate by visiting www.anz.com

How to read this statement: This statement covers transactions on your account for the quarter ending 30 June 2022.

Interest shown as paid on 1 July 2022 will be reported to the Australian Taxation Office for the 2023 income year.

If you have any difficulty reading this statement please contact the V2 PLUS Service Centre 13 28 33.

ANZ V2 PLUS STATEMENT

Account Number: 9089-87757

IMPORTANT INFORMATION

PLEASE CHECK THE ENTRIES AND CALL 13 28 33 REGARDING ANY ERRORS ON THIS STATEMENT.

All entries generated are subject to authorisation and verification, and if necessary, adjustments will appear on a later statement.

Further information in relation to this product (including details of benefits or fees and charges) is available on request and you can access this information by reviewing the Terms and Conditions, and Fees and Charges brochures which can be found at anz.com or by calling **13 13 14**.

If you have a complaint about an ANZ product or service, please contact us and we will try to resolve the issue as quickly as possible. Our customer complaints guide is available at <https://www.anz.com.au/support/contact-us/compliments-suggestions-complaints/>, alternatively you may wish to:

- | | | | | | |
|-----------------|--|--------------------|--|------------------|--|
| Call us: | <ul style="list-style-type: none">• General enquiries 13 13 14• If you're overseas +61 3 9683 9999• ANZ Complaint Resolution Team on 1800 805 154• If you're deaf, hard of hearing and/or have a speech impairment, call 133 677 or visit the National Relay Service at:
https://nrschat.nrsccall.gov.au/nrs/internetrelay | Write to us | <p>ANZ Complaint Resolution Team
Locked Bag 4050,
South Melbourne VIC 3205
or ANZ online complaints form:
https://www.anz.com.au/support/contact-us/compliments-suggestions-complaints/feedback/</p> | Visit us: | <p>At your nearest ANZ branch.
If you have a Relationship Manager, please feel free to contact them.</p> |
|-----------------|--|--------------------|--|------------------|--|

If an issue has not been resolved to your satisfaction, you can lodge a complaint with the Australian Financial Complaints Authority (AFCA). AFCA provides fair and independent financial services complaint resolution that is free to consumers.

- | | | | |
|----------------|--|------------------|---|
| Call: | <p>1800 931 678 (free call within Australia),
or +61 1800 931 678 (International)</p> | Write to: | <p>Australian Financial Complaints Authority Limited
GPO Box 3,
Melbourne VIC 3001</p> |
| Online: | <p>Email: info@afca.org.au
Web: www.afca.org.au</p> | | |



74700 - Managed Investments (Australian)

2022 Financial Year

Preparer Aira Cutiongco

Reviewer Steven Lee

Status Completed

Account Code	Description	CY Units	CY Balance	LY Units	LY Balance	Change
SHKDKMSaxo	Saxo Trading Account	1.000000	\$24,356.89	1.000000	\$6,849.19	255.62%
SHYBHALFX	Halifax Account	1.000000	\$56,832.56	1.000000	\$57,474.20	(1.12)%
TOTAL		CY Units	CY Balance	LY Units	LY Balance	
		2.000000	\$81,189.45	2.000000	\$64,323.39	

Supporting Documents

- Investment Movement Report [Report](#)
- ClosedPositions_9199272_2021-07-01_2022-06-30.pdf [SHKDKMSaxo](#)
- Saxobank_Account_Statement (AUD Acct).pdf [SHKDKMSaxo](#)
- Saxobank_Portfolio Report (AUD account).pdf [SHKDKMSaxo](#)
- Saxobank_Portfolio Report (USD account).pdf [SHKDKMSaxo](#)
- TradesExecuted_9199272_2021-07-01_2022-06-30.pdf [SHKDKMSaxo](#)
- Saxobank_Account_Statement (USD Acct).pdf [SHKDKMSaxo](#)
- SAXO_WP_2022.xlsx [SHKDKMSaxo](#)
- Halifax.pdf [SHYBHALFX](#)

Standard Checklist

- Attach Annual statements from fund managers, Master Trust, Platform or Wrap providers confirming ownership and value
- Attach copies of Statements and Source Documentation
- Attach Investment Movement Report
- Ensure all Investments are valued correctly at June 30
- Ensure the investment is in accordance with the Fund's investment strategy
- Ensure the investment is in accordance with the SIS Act

KM Superannuation Fund

Investment Movement Report

As at 30 June 2022

Investment	Opening Balance		Additions		Disposals			Closing Balance		
	Units	Cost	Units	Cost	Units	Cost	Accounting Profit/(Loss)	Units	Cost	Market Value
Bank Accounts										
ANZ V2 Plus 9089-87757		41,031.26		44,665.70		(24,350.04)			61,346.92	61,346.92
		41,031.26		44,665.70		(24,350.04)			61,346.92	61,346.92
Managed Investments (Australian)										
SHYBHALFX - Halifax Account	1.00	0.00		56,832.56				1.00	56,832.56	56,832.56
SHKDKMSaxo - Saxo Trading Account	1.00	7,364.05						1.00	7,364.05	24,356.89
		7,364.05		56,832.56					64,196.61	81,189.45
Plant and Equipment (at written down value) - Unitised										
KMSUY001_SOFTWARE - Software	3.00	3,726.28						3.00	3,726.28	0.00
		3,726.28							3,726.28	0.00
Units in Unlisted Unit Trusts (Australian)										
SHYBRATE - Plenti (Formerly Rate Setter)	36,054.66	36,054.66	1,117.75	1,117.75	(24,000.00)	(24,000.00)	0.00	13,172.41	13,172.41	13,172.41
		36,054.66		1,117.75		(24,000.00)	0.00		13,172.41	13,172.41
		88,176.25		102,616.01		(48,350.04)	0.00		142,442.22	155,708.78

Closed Positions Report

01-Jul-2021 - 30-Jun-2022

Generated at:28-Oct-2022 04:18:03 (UTC)



Saxo Capital Markets (Australia) Limited
2000 Sydney
NSW
Australia
Phone No.: +61282679000
Email: operations@saxomarkets.com.au

Kasper Mortensen & Yasmin Mortensen ATF KM SF
4301 Collingwood Park
QLD
Australia

Client ID : 9199272

Currency : USD

Account(s) : All accounts

Table of Contents

Closed Positions	2
------------------------	---

Closed Positions

<i>Instrument</i>	<i>Close Date</i>	<i>Amount</i>	<i>Open Price</i>	<i>Close Price</i>	<i>Open Booked amount</i>	<i>Close Booked amount</i>	<i>P&L</i>
Listed Options							-84.73
Soybeans Jul2022 1400 P	24-Jun-2022	1.00	16	0	-808.07	0.00	-808.07
AUDUSD - 9am fix Jul2022 0.74 C	13-Jun-2022	-1.00	0.0022	0.0004	212.38	-47.62	164.76
AUDUSD Weekly (3) - 9am fix Apr2022 0.69 P	21-Mar-2022	-1.00	0.0022	0.0005	212.38	-57.62	154.76
AUDUSD - 9am fix Mar2022 0.73 C	28-Jan-2022	-1.00	0.003	0.0009	292.38	-97.62	194.76
Corn Mar2022 560 P	24-Jan-2022	-1.00	5.5	1	267.03	-57.97	209.06
Stock Options							1,073.68
Market Vectors Gold Miners ETF Jan2023 38 C	17-Jun-2022	-1.00	2	1.5	196.97	-153.03	43.94
Citigroup Inc. Jun2022 47.5 P	14-Jun-2022	-1.00	1.02	1.99	98.97	-202.03	-103.06
ArcelorMittal Jun2022 30 P	14-Jun-2022	-1.00	2.06	3.15	202.97	-318.03	-115.06
Mosaic Company (The) Jun2022 55 P	13-Jun-2022	-1.00	1.16	3.75	112.97	-378.03	-265.06
Market Vectors Gold Miners ETF Jun2022 30 P	10-Jun-2022	-1.00	0.97	0.3	93.97	-33.03	60.94
Rio Tinto Plc Jun2022 65 P	06-Jun-2022	-1.00	1.95	0.15	191.97	-18.03	173.94
Walgreens Boots Alliance Inc. Jun2022 43 P	03-Jun-2022	-1.00	1.21	0	117.97	0.00	117.97
Walgreens Boots Alliance Inc. May2022 47.5 C	20-May-2022	-1.00	0.55	0	51.97	0.00	51.97
ArcelorMittal May2022 30 P	17-May-2022	-1.00	1.2	1.22	116.97	-125.03	-8.06
The Chemours Co. Apr2022 32 P	13-Apr-2022	-1.00	4	0.1	396.97	-13.03	383.94
Weyerhaeuser Co. Apr2022 37 P	13-Apr-2022	-1.00	0.95	0.1	91.97	-13.03	78.94
Walgreens Boots Alliance Inc. Apr2022 47.5 C	01-Apr-2022	-1.00	1.25	0	121.97	0.00	121.97
ArcelorMittal Apr2022 28 P	22-Mar-2022	-1.00	1.18	0.22	114.97	-25.03	89.94
ArcelorMittal Apr2022 28 P	22-Mar-2022	-2.00	1.3	0.22	253.94	-50.06	203.88
Walgreens Boots Alliance Inc. Mar2022 47.5 P	18-Mar-2022	-1.00	2.04	0	200.97	0.00	200.97
The Chemours Co. Mar2022 32 P	16-Mar-2022	-1.00	3.31	3.7	327.97	-373.03	-45.06
VALE SA Jun2022 13 P	15-Mar-2022	-2.00	0.8	0.35	153.94	-76.06	77.88
Market Vectors Gold Miners ETF Jan2023 30 P	09-Mar-2022	-1.00	3	2.1	296.97	-213.03	83.94
Weyerhaeuser Co. Feb2022 37 P	24-Feb-2022	-1.00	0.85	0.1	81.97	-13.03	68.94
The Chemours Co. Feb2022 32 P	18-Feb-2022	-1.00	0.93	2.71	89.97	-274.03	-184.06
Walgreens Boots Alliance Inc. Feb2022 47.5 P	18-Feb-2022	-1.00	0.46	1.04	42.97	-107.03	-64.06
The Chemours Co. Feb2022 33 P	03-Feb-2022	-1.00	1.2	0.15	116.97	-18.03	98.94

Account Statement Report

01-Jul-2021 - 30-Jun-2022

Generated at: 17-Jul-2022 01:28:59 (UTC)



Saxo Capital Markets (Australia) Limited
9 Castlereagh Street, Suite 1, Level 14
2000 Sydney, Sydney
NSW
Australia
Phone No.: +61282679000
Email: operations@saxomarkets.com.au

Kasper Mortensen & Yasmin Mortensen ATF KM SF
Aleisha Court 16
4301 Collingwood Park, Collingwood Park
QLD
Australia

Client ID : 9199272

Currency : AUD

Account(s) : 36000/129941

Table of Contents

Account Statement, 36000/129941, AUD	2
--	---

Account Statement, 36000/129941, AUD

Summary for the period	Start Cash Balance	Credited	Debited	End Cash Balance	Account value
	0.00	20,000.00	0.00	20,000.00	20,000.00

<i>Posting Date</i>	<i>Value Date</i>	<i>Product</i>	<i>Net Change</i>	<i>Cash Balance</i>
04-Jan-2022	04-Jan-2022	DEPOSIT (2104102187, 5090323835)	20,000.00	20,000.00



Kasper Mortensen & Yasmin Mortensen ATF KM SF - 9199272

Portfolio Report

Reporting period: 01-Jul-2021 - 30-Jun-2022

Generated at: 17-Jul-2022 01:31:51 (UTC)

Kasper Mortensen & Yasmin Mortensen ATF KM SF
Aleisha Court 16
4301 Collingwood Park, Collingwood Park
QLD
Australia

Saxo Capital Markets (Australia) Limited
9 Castlereagh Street, Suite 1, Level 14
2000 Sydney, Sydney
NSW
Australia



Reporting period

01-Jul-2021 to 30-Jun-2022

Account value
30-Jun-2021

0.00 AUD

P/L (MtM)

0.00 AUD

Net deposits &
transfers

**20,000.00
AUD**

Account value
30-Jun-2022

**20,000.00
AUD**

Change in Account Value

20,000.00 AUD

Total return

0.00%

Account value development, AUD

Reporting period

01-Jul-2021 to 30-Jun-2022

Cash

Cash is the sum of your cash balance, transactions not booked and corporate action accruals. Transactions not booked and accruals are amounts that are incurred but not yet paid from your account, these are included to give an accurate picture of your spending power. In the table the value of cash is shown for specific dates in the stated period.


Position Value

Position value is the sum of all your open positions, P/L of margin positions. As opposed to live updating positions the value does not include the cost to close. In the table the total position value is shown for specific dates in the stated period.

Account value

Account value is the sum of cash and position value. In the table, the account value is shown for specific dates in the stated period. The chart shows the development of account value in the stated period.

Account value



	30-Jun-2021	31-Jan-2022	28-Feb-2022	31-Mar-2022	30-Apr-2022	31-May-2022	30-Jun-2022
Cash	0.00	20,000.00	20,000.00	20,000.00	20,000.00	20,000.00	20,000.00
Position Value	0.00	0.00	0.00	0.00	0.00	0.00	0.00
Account value	0.00	20,000.00	20,000.00	20,000.00	20,000.00	20,000.00	20,000.00

P/L(MtM) development, AUD

Reporting period

01-Jul-2021 to 30-Jun-2022

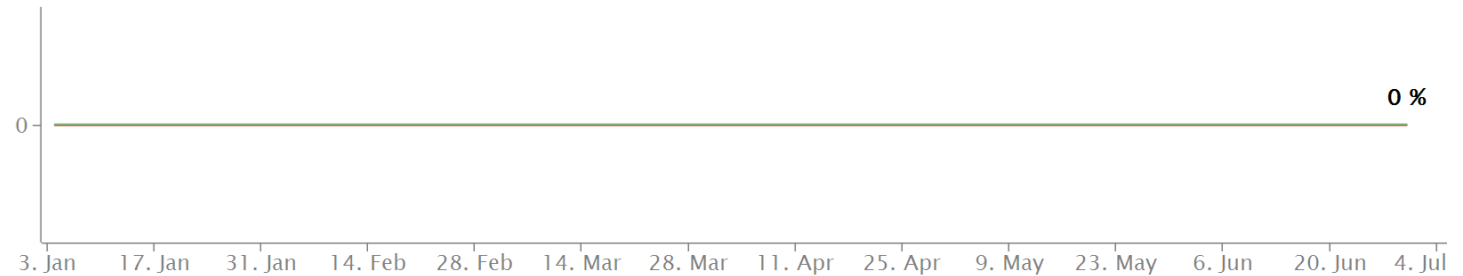
% Return

The return displayed is the cumulative daily time weighted percentage return for the account(s) for the stated period. The percentage return for each day is calculated as the total earnings of the day divided by the previous days account value adjusted for deposits, withdrawals and transfers. The percentage return allows for comparisons of returns between accounts and periods even when the account value differs.

P/L (MtM)

P/L (Mark-To-Market) is calculated as the following: Account value at the end of the stated period – value of deposits, withdrawals and security transfers– account value at the start of the stated period. The P/L(MtM) include P/L from instruments held in the period as well as non-instrument related transactions and valuation changes to cash balances on foreign currency accounts. P/L(MtM) do not include gains/losses made outside the stated period. P/L(MtM) excluding costs depict what the P/L of the account would have been if no costs had been incurred in the stated period. For positions opened prior to the stated period only price gains/losses incurred in the period will be included in the P/L(MtM).

% Return



	Jan-2022*	Feb-2022	Mar-2022	Apr-2022	May-2022	Jun-2022*	Total
% Return	0.0 %	0.0 %	0.0 %	0.0 %	0.0 %	0.0 %	0.0 %

*Partial period

P/L (MtM)



	Jan-2022*	Feb-2022	Mar-2022	Apr-2022	May-2022	Jun-2022*	Total
P/L (MtM)	0.00	0.00	0.00	0.00	0.00	0.00	0.00
Total costs	0.00	0.00	0.00	0.00	0.00	0.00	0.00

*Partial period

P/L(MtM) breakdown, AUD

Reporting period

01-Jul-2021 to 30-Jun-2022

Income

The sum of all dividends, coupons and other income received in the stated period for the instrument.

Costs

The sum of all costs in the stated period for the instrument. Costs include both transaction costs and ongoing costs. Costs not attributable to a specific instrument are not included in this overview. Indirect costs that do not directly affect your cash balance are also included in this figure. For further details please see the Cost Summary section.

P/L (MtM)

P/L (Mark-to-Market) is calculated as the following: Value of held positions at the end of the stated period + all cash booking in the period (dividends, traded values, commissions etc) – value of held positions at the start of the stated period. The P/L(MtM) can therefore be interpreted as how much the instrument contributed to the growth or decline in the account value for the stated period. P/L(MtM) do not include realized or unrealized gains/losses made outside the stated period.

Return

The time weighted percentage return for the instrument in the stated period. The percentage return reflects the total percentage gain/loss in the stated period for the instrument and includes price changes, currency gains as well as income and costs.

NO DATA

Cash

Account	Currency	Value	% Weight
36000/129941	AUD	20,000.00	
All accounts	AUD	20,000.00	100.00 %

Cost summary

SAXO**MARKETS****Reporting period**

01-Jul-2021 to 30-Jun-2022

Investment service costs		Financial instrument costs		Third-party payments	
Ongoing costs	0 AUD	Ongoing costs	0 AUD		
Transaction costs	0 AUD	Transaction costs	0 AUD	Total	0 AUD
Incidental costs	0 AUD	Incidental costs	0 AUD	Total %	-
Ancillary costs	0 AUD	One-off costs	0 AUD		
One-off costs	0 AUD			Total costs	
				Total costs in period	0.00 AUD
Total	0.00 AUD	Total	0.00 AUD	Average portfolio exposure in period	0.00 AUD
Total %	-	Total %	-	Cost as a percentage	0.00 %



Kasper Mortensen & Yasmin Mortensen ATF KM SF - 9199272

Portfolio Report

Reporting period: 01-Jul-2021 - 30-Jun-2022

Generated at: 17-Jul-2022 01:31:26 (UTC)

Kasper Mortensen & Yasmin Mortensen ATF KM SF
Aleisha Court 16
4301 Collingwood Park, Collingwood Park
QLD
Australia

Saxo Capital Markets (Australia) Limited
9 Castlereagh Street, Suite 1, Level 14
2000 Sydney, Sydney
NSW
Australia



Reporting period

01-Jul-2021 to 30-Jun-2022

Account value
30-Jun-2021

5,149.22
USD

P/L (MtM)

-2,147.76
USD

Net deposits &
transfers

0.00 USD

Account value
30-Jun-2022

3,001.46
USD

Change in Account Value

-2,147.76 USD

Total return

-41.71%

Account value development, USD

Reporting period

01-Jul-2021 to 30-Jun-2022

Cash

Cash is the sum of your cash balance, transactions not booked and corporate action accruals. Transactions not booked and accruals are amounts that are incurred but not yet paid from your account, these are included to give an accurate picture of your spending power. In the table the value of cash is shown for specific dates in the stated period.

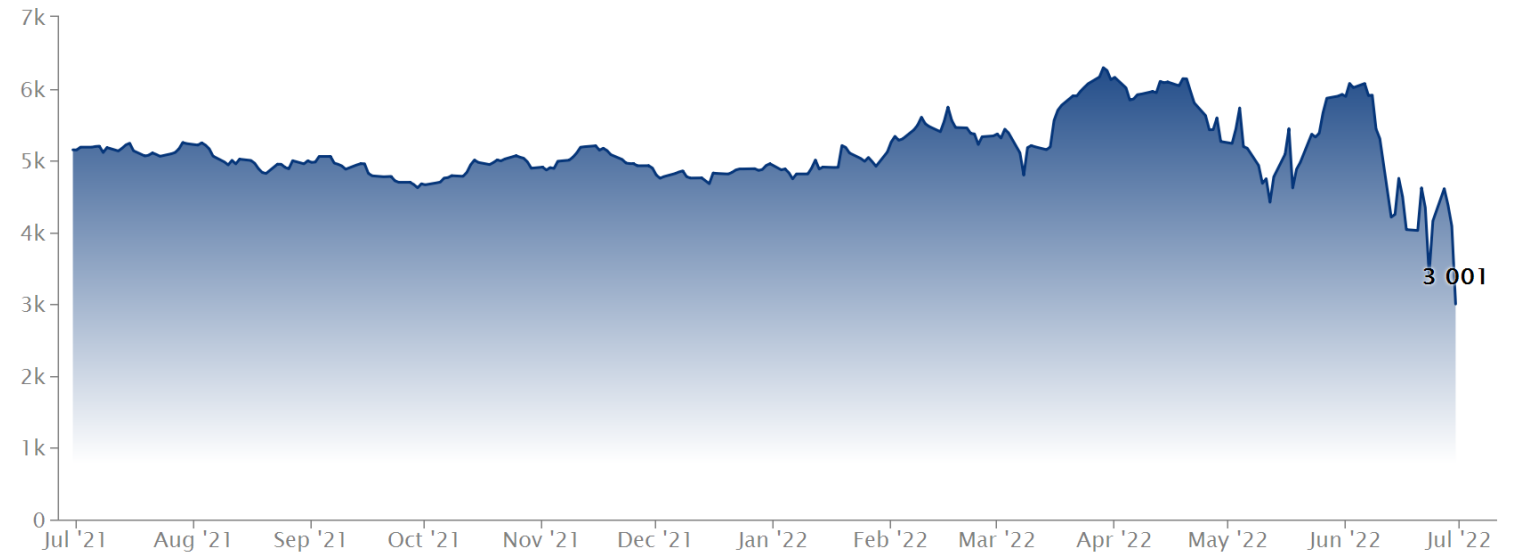
Position Value

Position value is the sum of all your open positions, P/L of margin positions. As opposed to live updating positions the value does not include the cost to close. In the table the total position value is shown for specific dates in the stated period.

Account value

Account value is the sum of cash and position value. In the table, the account value is shown for specific dates in the stated period. The chart shows the development of account value in the stated period.

Account value



	30-Jun-2021	30-Sep-2021	31-Dec-2021	31-Mar-2022	30-Jun-2022
Cash	1,751.22	1,729.44	1,752.84	-1,951.45	596.03
Position Value	3,398.00	2,947.00	3,203.00	8,076.75	2,405.43
Account value	5,149.22	4,676.44	4,955.84	6,125.30	3,001.46

P/L(MtM) development, USD

Reporting period

01-Jul-2021 to 30-Jun-2022

% Return

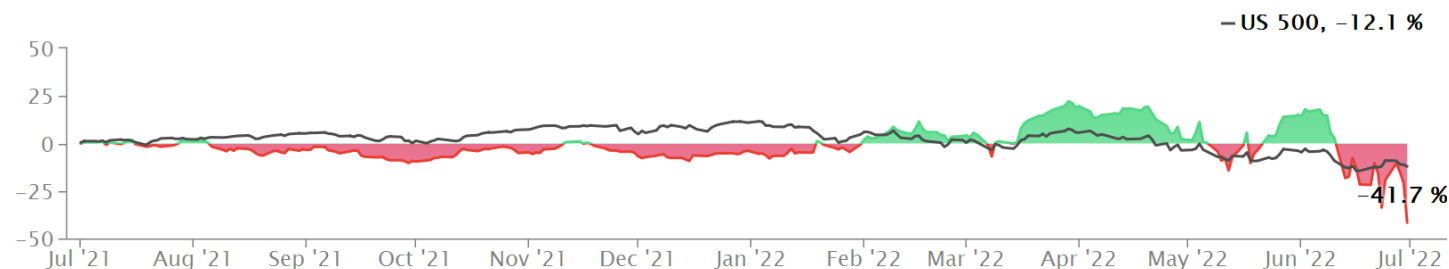
The return displayed is the cumulative daily time weighted percentage return for the account(s) for the stated period. The percentage return for each day is calculated as the total earnings of the day divided by the previous days account value adjusted for deposits, withdrawals and transfers. The percentage return allows for comparisons of returns between accounts and periods even when the account value differs.

P/L (MtM)

P/L (Mark-To-Market) is calculated as the following: Account value at the end of the stated period – value of deposits, withdrawals and security transfers– account value at the start of the stated period. The P/L(MtM) include P/L from instruments held in the period as well as non-instrument related transactions and valuation changes to cash balances on foreign currency accounts. P/L(MtM) do not include gains/losses made outside the stated period. P/L(MtM) excluding costs depict what the P/L of the account would have been if no costs had been incurred in the stated period. For positions opened prior to the stated period only price gains/losses incurred in the period will be included in the P/L(MtM).



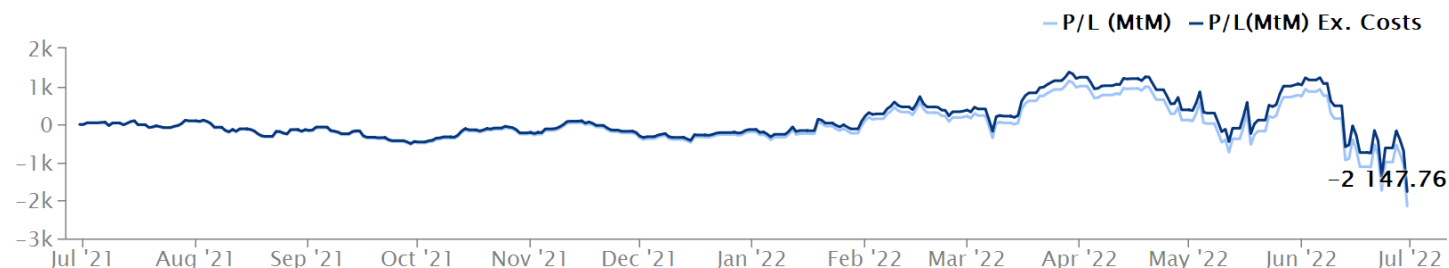
% Return



	Q3-2021*	Q4 2021	Q1-2022	Q2-2022*	Total
% Return	-9.2 %	6.0 %	23.6 %	-51.0 %	-41.7 %
Benchmark US 500	0.2 %	10.7 %	-4.6 %	-16.9 %	-12.1 %

*Partial period

P/L (MtM)



	Q2-2021*	Q3-2021	Q4 2021	Q1-2022	Q2-2022*	Total
P/L (MtM)	0.00	-472.78	279.40	1,169.46	-3,123.84	-2,147.76
Total costs	0.00	-26.15	-34.29	-172.60	-148.49	-381.53

*Partial period

P/L(MtM) breakdown, USD

Reporting period

01-Jul-2021 to 30-Jun-2022

Income

The sum of all dividends, coupons and other income received in the stated period for the instrument.

Costs

The sum of all costs in the stated period for the instrument. Costs include both transaction costs and ongoing costs. Costs not attributable to a specific instrument are not included in this overview. Indirect costs that do not directly affect your cash balance are also included in this figure. For further details please see the Cost Summary section.

P/L (MtM)

P/L (Mark-to-Market) is calculated as the following: Value of held positions at the end of the stated period + all cash booking in the period (dividends, traded values, commissions etc) – value of held positions at the start of the stated period. The P/L(MtM) can therefore be interpreted as how much the instrument contributed to the growth or decline in the account value for the stated period. P/L(MtM) do not include realized or unrealized gains/losses made outside the stated period.

Return

The time weighted percentage return for the instrument in the stated period. The percentage return reflects the total percentage gain/loss in the stated period for the instrument and includes price changes, currency gains as well as income and costs.



Summary

Product type	Income	Costs	P/L (MtM)
Stocks	47.75	-11.16	-923.41
Stock Options	0.00	-157.56	-545.13
Listed Options	0.00	-77.35	117.65
Exchange traded products(ETF, ETC, ETN)	53.48	-25.41	-614.54
Non Instrument Related	0.00	-110.05	-156.12
Change in Accruals	0.00	0.00	-26.02
Cash balance currency movements	0.00	0.00	-0.19
Grand Total	101.23	-381.53	-2,147.76

Stocks

Instrument	Income	Costs	P/L (MtM)	% Return
Walgreens Boots Alliance Inc.	47.75	-11.16	-923.41	-19.50 %
Total	47.75	-11.16	-923.41	-

Stock Options

Instrument	Income	Costs	P/L (MtM)
ArcelorMittal Apr2022 28 P	0.00	-18.18	293.82

P/L(MtM) breakdown, USD

Reporting period

01-Jul-2021 to 30-Jun-2022

Income

The sum of all dividends, coupons and other income received in the stated period for the instrument.

Costs

The sum of all costs in the stated period for the instrument. Costs include both transaction costs and ongoing costs. Costs not attributable to a specific instrument are not included in this overview. Indirect costs that do not directly affect your cash balance are also included in this figure. For further details please see the Cost Summary section.

P/L (MtM)

P/L (Mark-to-Market) is calculated as the following: Value of held positions at the end of the stated period + all cash booking in the period (dividends, traded values, commissions etc) – value of held positions at the start of the stated period. The P/L(MtM) can therefore be interpreted as how much the instrument contributed to the growth or decline in the account value for the stated period. P/L(MtM) do not include realized or unrealized gains/losses made outside the stated period.

Return

The time weighted percentage return for the instrument in the stated period. The percentage return reflects the total percentage gain/loss in the stated period for the instrument and includes price changes, currency gains as well as income and costs.



Stock Options

Instrument	Income	Costs	P/L (MtM)
ArcelorMittal Jul2022 29 P	0.00	-3.03	-388.03
ArcelorMittal Jun2022 30 P	0.00	-6.06	-115.06
ArcelorMittal May2022 30 P	0.00	-6.06	-8.06
BHP Group Ltd. Jul2022 65.000 P	0.00	-3.03	-736.60
Citigroup Inc. Jul2022 45 P	0.00	-3.03	59.97
Citigroup Inc. Jun2022 47.5 P	0.00	-6.06	-103.06
Market Vectors Gold Miners ETF Jan2023 30 P	0.00	-6.06	83.94
Market Vectors Gold Miners ETF Jan2023 38 C	0.00	-6.06	43.94
Market Vectors Gold Miners ETF Jul2022 30 P	0.00	-3.03	-174.03
Market Vectors Gold Miners ETF Jun2022 30 P	0.00	-6.06	60.94
Mosaic Company (The) Jul2022 55 P	0.00	-3.03	-190.03
Mosaic Company (The) Jun2022 55 P	0.00	-6.06	-265.06
Nio Inc. Jan2024 15 P	0.00	-6.06	123.94
Rio Tinto Plc Jun2022 65 P	0.00	-6.06	173.94
The Chemours Co. Apr2022 32 P	0.00	-6.06	383.94

P/L(MtM) breakdown, USD

Reporting period

01-Jul-2021 to 30-Jun-2022

Income

The sum of all dividends, coupons and other income received in the stated period for the instrument.

Costs

The sum of all costs in the stated period for the instrument. Costs include both transaction costs and ongoing costs. Costs not attributable to a specific instrument are not included in this overview. Indirect costs that do not directly affect your cash balance are also included in this figure. For further details please see the Cost Summary section.

P/L (MtM)

P/L (Mark-to-Market) is calculated as the following: Value of held positions at the end of the stated period + all cash booking in the period (dividends, traded values, commissions etc) – value of held positions at the start of the stated period. The P/L(MtM) can therefore be interpreted as how much the instrument contributed to the growth or decline in the account value for the stated period. P/L(MtM) do not include realized or unrealized gains/losses made outside the stated period.

Return

The time weighted percentage return for the instrument in the stated period. The percentage return reflects the total percentage gain/loss in the stated period for the instrument and includes price changes, currency gains as well as income and costs.



Stock Options

Instrument	Income	Costs	P/L (MtM)
The Chemours Co. Feb2022 32 P	0.00	-6.06	-184.06
The Chemours Co. Feb2022 33 P	0.00	-6.06	98.94
The Chemours Co. Mar2022 32 P	0.00	-6.06	-45.06
VALE SA Jun2022 13 P	0.00	-12.12	77.88
Walgreens Boots Alliance Inc. Apr2022 47.5 C	0.00	-3.03	121.97
Walgreens Boots Alliance Inc. Feb2022 47.5 P	0.00	-6.06	-64.06
Walgreens Boots Alliance Inc. Jul2022 42.5 P	0.00	-3.03	-314.03
Walgreens Boots Alliance Inc. Jun2022 43 P	0.00	-3.03	117.97
Walgreens Boots Alliance Inc. Mar2022 47.5 P	0.00	-3.03	200.97
Walgreens Boots Alliance Inc. May2022 47.5 C	0.00	-3.03	51.97
Weyerhaeuser Co. Apr2022 37 P	0.00	-6.06	78.94
Weyerhaeuser Co. Feb2022 37 P	0.00	-6.06	68.94
Total	0.00	-157.56	-545.13

P/L(MtM) breakdown, USD

Reporting period

01-Jul-2021 to 30-Jun-2022

Income

The sum of all dividends, coupons and other income received in the stated period for the instrument.

Costs

The sum of all costs in the stated period for the instrument. Costs include both transaction costs and ongoing costs. Costs not attributable to a specific instrument are not included in this overview. Indirect costs that do not directly affect your cash balance are also included in this figure. For further details please see the Cost Summary section.

P/L (MtM)

P/L (Mark-to-Market) is calculated as the following: Value of held positions at the end of the stated period + all cash booking in the period (dividends, traded values, commissions etc) – value of held positions at the start of the stated period. The P/L(MtM) can therefore be interpreted as how much the instrument contributed to the growth or decline in the account value for the stated period. P/L(MtM) do not include realized or unrealized gains/losses made outside the stated period.

Return

The time weighted percentage return for the instrument in the stated period. The percentage return reflects the total percentage gain/loss in the stated period for the instrument and includes price changes, currency gains as well as income and costs.



Listed Options

Instrument	Income	Costs	P/L (MtM)
AUDUSD - 9am fix Jul2022 0.74 C	0.00	-15.24	164.76
AUDUSD - 9am fix Mar2022 0.73 C	0.00	-15.24	194.76
AUDUSD Weekly (3) - 9am fix Apr2022 0.69 P	0.00	-15.24	154.76
AUDUSD Weekly (3) - 9am fix Jul2022 0.6725 P	0.00	-7.62	202.38
Corn Mar2022 560 P	0.00	-15.94	209.06
Soybeans Jul2022 1400 P	0.00	-8.07	-808.07
Total	0.00	-77.35	117.65

Exchange traded products(ETF, ETC, ETN)

Instrument	Income	Costs	P/L (MtM)	% Return
VanEck Vectors Gold Miners ETF	53.48	-25.41	-614.54	-18.25 %
Total	53.48	-25.41	-614.54	-

All positions shown in this section are subject to the rules of Directive 2014/65/EU and its implementing measures

Summary

Product	P/L	Exposure value	% Weight
Stocks	-960.0	3,790.00	126.27 %
Stock Options	-1,594.6	3,932.57	131.02 %
Listed Options	210.0	190.00	6.33 %
Exchange traded products(ETF, ETC, ETN)	-1,012.0	2,738.00	91.22 %
Cash	-	596.03	19.86 %
Grand Total	-3,356.6	11,246.60	374.70

Stocks

Instrument	Instrument currency	Quantity	Conversion Rate	Open price	Current price	% Price change	P/L	Market Value	% Weight
Walgreens Boots Alliance Inc. (ISIN: US9314271084)	USD	100	1.00000	47.50000	37.90000	-20.21 %	-960.0	3,790.00	126.27 %
Total	-	-	-	-	-	-	-960.0	3,790.00	126.27 %

Stock Options

Instrument	Instrument currency	L/S	Quantity	Conversion Rate	Expiry	Strike	Call/Put	Open price	Current price	% Price change	P/L	Exposure value	% Weight
ArcelorMittal Jul2022 29 P	USD	Short	-1	1.00000	29-Jul-2022	29	2	3.20000	7.05000	120.31 %	-385.0	705	23.49 %
BHP Group Ltd. Jul2022 65.000 P	USD	Short	-1	1.00000	15-Jul-2022	65	2	1.65000	8.98570	444.59 %	-733.6	899	29.94 %
Citigroup Inc. Jul2022 45 P	USD	Short	-1	1.00000	29-Jul-2022	45	2	2.44000	1.81000	-25.82 %	63.0	181	6.03 %
Market Vectors Gold Miners ETF Jul2022 30 P	USD	Short	-1	1.00000	15-Jul-2022	30	2	0.90000	2.61000	190.00 %	-171.0	261	8.70 %
Mosaic Company (The) Jul2022 55 P	USD	Short	-1	1.00000	15-Jul-2022	55	2	5.65000	7.52000	33.10 %	-187.0	752	25.05 %
Nio Inc. Jan2024 15 P	USD	Short	-2	1.00000	19-Jan-2024	15	2	4.00000	3.35000	-16.25 %	130.0	670	22.32 %
Walgreens Boots Alliance Inc. Jul2022 42.5 P	USD	Short	-1	1.00000	15-Jul-2022	42	2	1.54000	4.65000	201.95 %	-311.0	465	15.49 %
Total	-	-	-	-	-	-	-	-	-	-	-1,594.6	3,933	131.02 %

Listed Options

Instrument	Instrument currency	L/S	Quantity	Conversion Rate	Expiry	Strike	Call/Put	Open price	Current price	% Price change	P/L	Exposure value	% Weight
AUDUSD Weekly (3) - 9am fix Jul2022 0.6725 P	USD	Short	-1	1.00000	15-Jul-2022	1	2	0.00400	0.00190	-52.50 %	210.0	190	6.33 %
Total	-	-	-	-	-	-	-	-	-	-	210.0	190	6.33 %

Exchange traded products(ETF, ETC, ETN)

Instrument	Instrument currency	Quantity	Conversion Rate	Open price	Current price	% Price change	P/L	Market Value	% Weight
VanEck Vectors Gold Miners ETF (ISIN: US92189F1066)	USD	100	1.00000	37.50000	27.38000	-26.99 %	-1,012.0	2,738.00	91.22 %
Total	-	-	-	-	-	-	-1,012.0	2,738.00	91.22 %

Cash

Account	Currency	Value	% Weight
36000/114731	USD	596.03	
All accounts	USD	596.03	19.86 %

Cost summary

SAXO**MARKETS****Reporting period**

01-Jul-2021 to 30-Jun-2022

Investment service costs

Ongoing costs	-84 USD
Service Billing Amounts	-84 USD
Transaction costs	-238.91 USD
Commission	-220 USD
Exchange Fee	-18.91 USD
Incidental costs	0 USD
Ancillary costs	-5.25 USD
Client Custody Fee	-4.79 USD
VAT on Fee Client	-0.46 USD
One-off costs	0 USD
Total	-328.16 USD
Total %	-8.41 %

Financial instrument costs

Ongoing costs	-38.19 USD
*External product costs	-17.39 USD
Client Carrying Cost	-20.80 USD
Transaction costs	-15.18 USD
Corporate Actions - Withholding Tax	-15.18 USD
Incidental costs	0 USD
One-off costs	0 USD
Total	-53.37 USD
Total %	-1.37 %

Third-party payments

Total	0 USD
Total %	0.00 %
Total costs	
Total costs in period	-381.53 USD
Average portfolio exposure in period	3,901.81 USD
Cost as a percentage	-9.78 %

Trades Executed Report

01-Jul-2021 - 30-Jun-2022

Generated at:30-Jul-2022 11:18:20 (UTC)



Saxo Capital Markets (Australia) Limited
9 Castlereagh Street, Suite 1, Level 14
2000 Sydney, Sydney
NSW
Australia
Phone No.: +61282679000
Email: operations@saxomarkets.com.au

Kasper Mortensen & Yasmin Mortensen ATF KM SF
Aleisha Court 16
4301 Collingwood Park, Collingwood Park
QLD
Australia

Client ID : 9199272

Currency : USD

Account(s) : 36000/114731

Table of Contents

Trades Executed, 36000/114731, USD	2
--	---

Trades Executed, 36000/114731, USD

<i>Instrument</i>	<i>TradeTime</i>	<i>B/S</i>	<i>Open/Close</i>	<i>Amount</i>	<i>Price</i>	<i>Traded Value</i>	<i>Booked Amount (USD)</i>
Soybeans Jul2022 1400 P	24-Jun-2022	Sold	Close	-1	0	0.00	0.00
Market Vectors Gold Miners ETF Jan2023 3...	17-Jun-2022	Bought	Close	1	1.5	-150.00	-153.03
AUDUSD Weekly (3) - 9am fix Jul2022 0.67...	16-Jun-2022	Sold	Open	-1	0.004	400.00	392.38
ArcelorMittal Jun2022 30 P	14-Jun-2022	Bought	Close	1	3.15	-315.00	-318.03
ArcelorMittal Jul2022 29 P	14-Jun-2022	Sold	Open	-1	3.2	320.00	316.97
Citigroup Inc. Jun2022 47.5 P	14-Jun-2022	Bought	Close	1	1.99	-199.00	-202.03
Citigroup Inc. Jul2022 45 P	14-Jun-2022	Sold	Open	-1	2.44	244.00	240.97
Mosaic Company (The) Jun2022 55 P	13-Jun-2022	Bought	Close	1	3.75	-375.00	-378.03
Mosaic Company (The) Jul2022 55 P	13-Jun-2022	Sold	Open	-1	5.65	565.00	561.97
AUDUSD - 9am fix Jul2022 0.74 C	13-Jun-2022	Bought	Close	1	0.0004	-40.00	-47.62
Market Vectors Gold Miners ETF Jun2022 3...	10-Jun-2022	Bought	Close	1	0.3	-30.00	-33.03
Market Vectors Gold Miners ETF Jul2022 3...	10-Jun-2022	Sold	Open	-1	0.9	90.00	86.97
BHP Group Ltd. Jul2022 65.000 P	08-Jun-2022	Sold	Open	-1	1.65	165.00	161.97
AUDUSD - 9am fix Jul2022 0.74 C	07-Jun-2022	Sold	Open	-1	0.0022	220.00	212.38
Walgreens Boots Alliance Inc. Jul2022 42...	07-Jun-2022	Sold	Open	-1	1.54	154.00	150.97
Rio Tinto Plc Jun2022 65 P	06-Jun-2022	Bought	Close	1	0.15	-15.00	-18.03
Mosaic Company (The) Jun2022 55 P	03-Jun-2022	Sold	Open	-1	1.16	116.00	112.97
Walgreens Boots Alliance Inc. Jun2022 43...	03-Jun-2022	Bought	Close	1	0	0.00	0.00
Walgreens Boots Alliance Inc. May2022 47...	20-May-2022	Bought	Close	1	0	0.00	0.00
Citigroup Inc. Jun2022 47.5 P	18-May-2022	Sold	Open	-1	1.02	102.00	98.97
ArcelorMittal May2022 30 P	17-May-2022	Bought	Close	1	1.22	-122.00	-125.03
ArcelorMittal Jun2022 30 P	17-May-2022	Sold	Open	-1	2.06	206.00	202.97
Market Vectors Gold Miners ETF Jun2022 3...	17-May-2022	Sold	Open	-1	0.97	97.00	93.97
Walgreens Boots Alliance Inc. Jun2022 43...	27-Apr-2022	Sold	Open	-1	1.21	121.00	117.97
Rio Tinto Plc Jun2022 65 P	26-Apr-2022	Sold	Open	-1	1.95	195.00	191.97
Weyerhaeuser Co. Apr2022 37 P	13-Apr-2022	Bought	Close	1	0.1	-10.00	-13.03
The Chemours Co. Apr2022 32 P	13-Apr-2022	Bought	Close	1	0.1	-10.00	-13.03
Nio Inc. Jan2024 15 P	12-Apr-2022	Sold	Open	-2	4	800.00	793.94
Walgreens Boots Alliance Inc. May2022 47...	12-Apr-2022	Sold	Open	-1	0.55	55.00	51.97
ArcelorMittal May2022 30 P	04-Apr-2022	Sold	Open	-1	1.2	120.00	116.97
Walgreens Boots Alliance Inc. Apr2022 47...	01-Apr-2022	Bought	Close	1	0	0.00	0.00

<i>Instrument</i>	<i>TradeTime</i>	<i>B/S</i>	<i>Open/Close</i>	<i>Amount</i>	<i>Price</i>	<i>Traded Value</i>	<i>Booked Amount (USD)</i>
Walgreens Boots Alliance Inc. Apr2022 47...	22-Mar-2022	Sold	Open	-1	1.25	125.00	121.97
ArcelorMittal Apr2022 28 P	22-Mar-2022	Bought	Close	3	0.22	-66.00	-75.09
AUDUSD Weekly (3) - 9am fix Apr2022 0.69...	21-Mar-2022	Bought	Close	1	0.0005	-50.00	-57.62
Walgreens Boots Alliance Inc. Mar2022 47...	18-Mar-2022	Bought	Close	1	0	0.00	0.00
Walgreens Boots Alliance Inc. (ISIN: US9...	18-Mar-2022	Bought	Open	100	47.5	-4,750.00	-4,754.00
The Chemours Co. Mar2022 32 P	16-Mar-2022	Bought	Close	1	3.7	-370.00	-373.03
The Chemours Co. Apr2022 32 P	16-Mar-2022	Sold	Open	-1	4	400.00	396.97
Weyerhaeuser Co. Apr2022 37 P	16-Mar-2022	Sold	Open	-1	0.95	95.00	91.97
VALE SA Jun2022 13 P	15-Mar-2022	Bought	Close	2	0.35	-70.00	-76.06
AUDUSD Weekly (3) - 9am fix Apr2022 0.69...	15-Mar-2022	Sold	Open	-1	0.0022	220.00	212.38
ArcelorMittal Apr2022 28 P	14-Mar-2022	Sold	Open	-2	1.3	260.00	253.94
Market Vectors Gold Miners ETF Jan2023 3...	09-Mar-2022	Bought	Close	1	2.1	-210.00	-213.03
Soybeans Jul2022 1400 P	04-Mar-2022	Bought	Open	1	16	-800.00	-808.07
ArcelorMittal Apr2022 28 P	28-Feb-2022	Sold	Open	-1	1.18	118.00	114.97
Weyerhaeuser Co. Feb2022 37 P	24-Feb-2022	Bought	Close	1	0.1	-10.00	-13.03
The Chemours Co. Feb2022 32 P	18-Feb-2022	Bought	Close	1	2.71	-271.00	-274.03
The Chemours Co. Mar2022 32 P	18-Feb-2022	Sold	Open	-1	3.31	331.00	327.97
Walgreens Boots Alliance Inc. Feb2022 47...	18-Feb-2022	Bought	Close	1	1.04	-104.00	-107.03
Walgreens Boots Alliance Inc. Mar2022 47...	18-Feb-2022	Sold	Open	-1	2.04	204.00	200.97
Market Vectors Gold Miners ETF Jan2023 3...	09-Feb-2022	Sold	Open	-1	2	200.00	196.97
Walgreens Boots Alliance Inc. Feb2022 47...	07-Feb-2022	Sold	Open	-1	0.46	46.00	42.97
The Chemours Co. Feb2022 32 P	07-Feb-2022	Sold	Open	-1	0.93	93.00	89.97
The Chemours Co. Feb2022 33 P	03-Feb-2022	Bought	Close	1	0.15	-15.00	-18.03
Weyerhaeuser Co. Feb2022 37 P	31-Jan-2022	Sold	Open	-1	0.85	85.00	81.97
AUDUSD - 9am fix Mar2022 0.73 C	28-Jan-2022	Bought	Close	1	0.0009	-90.00	-97.62
VALE SA Jun2022 13 P	28-Jan-2022	Sold	Open	-2	0.8	160.00	153.94
The Chemours Co. Feb2022 33 P	26-Jan-2022	Sold	Open	-1	1.2	120.00	116.97
Corn Mar2022 560 P	24-Jan-2022	Bought	Close	1	1	-50.00	-57.97
AUDUSD - 9am fix Mar2022 0.73 C	24-Jan-2022	Sold	Open	-1	0.003	300.00	292.38
Market Vectors Gold Miners ETF Jan2023 3...	13-Jan-2022	Sold	Open	-1	3	300.00	296.97
Corn Mar2022 560 P	06-Jan-2022	Sold	Open	-1	5.5	275.00	267.03

Account Statement Report

01-Jul-2021 - 30-Jun-2022

Generated at: 17-Jul-2022 01:29:27 (UTC)



Saxo Capital Markets (Australia) Limited
9 Castlereagh Street, Suite 1, Level 14
2000 Sydney, Sydney
NSW
Australia
Phone No.: +61282679000
Email: operations@saxomarkets.com.au

Kasper Mortensen & Yasmin Mortensen ATF KM SF
Aleisha Court 16
4301 Collingwood Park, Collingwood Park
QLD
Australia

Client ID : 9199272

Currency : USD

Account(s) : 36000/114731

Table of Contents

Account Statement, 36000/114731, USD	2
--	---

Account Statement, 36000/114731, USD

Summary for the period	Start Cash Balance	Credited	Debited	End Cash Balance	Account value
	1,751.22	7,252.64	-8,408.08	595.78	3,001.46

Posting Date	Value Date	Product	Net Change	Cash Balance
30-Jun-2022	01-Jul-2022	Client Interest - Jun 2022	-26.46	595.78
30-Jun-2022	01-Jul-2022	Client Carrying Cost - Jun 2022	-8.44	622.24
17-Jun-2022	17-Jun-2022	Contract Options GDX/20F23C38:xcbf 5265716867	-153.03	630.68
16-Jun-2022	16-Jun-2022	Contract Options 3AD/N22P0.6725:xcme 5264528523	392.38	783.71
14-Jun-2022	14-Jun-2022	Contract Options MT_US/29N22P29:xcbf 5261021587	316.97	391.33
14-Jun-2022	14-Jun-2022	Contract Options C1/29N22P45:xcbf 5261031801	240.97	74.36
14-Jun-2022	14-Jun-2022	Contract Options C1/17M22P47.5:xcbf 5261031793	-202.03	-166.61
14-Jun-2022	14-Jun-2022	Contract Options MT_US/17M22P30:xcbf 5261021564	-318.03	35.42
13-Jun-2022	13-Jun-2022	Contract Options ADU/N22C0.74:xcme 5259853103	-47.62	353.45
13-Jun-2022	13-Jun-2022	Contract Options MOS/17M22P55:xcbf 5259691844	-378.03	401.07
13-Jun-2022	13-Jun-2022	Contract Options MOS/15N22P55:xcbf 5259691855	561.97	779.10
10-Jun-2022	10-Jun-2022	Corporate Actions WBA:xnas 0	40.59	217.13
10-Jun-2022	10-Jun-2022	Contract Options GDX/17M22P30:xcbf 5257441274	-33.03	176.54
10-Jun-2022	10-Jun-2022	Contract Options GDX/15N22P30:xcbf 5257441281	86.97	209.57
08-Jun-2022	08-Jun-2022	Contract Options OBHP/15N22P65:xcbf 5254775301	161.97	122.60
07-Jun-2022	07-Jun-2022	Contract Options WBA/15N22P42.5:xcbf 5253429343	150.97	-39.37
07-Jun-2022	07-Jun-2022	Contract Options ADU/N22C0.74:xcme 5253365450	212.38	-190.34
06-Jun-2022	06-Jun-2022	Contract Options RIO1/17M22P65:xcbf 5251351740	-18.03	-402.72
03-Jun-2022	03-Jun-2022	Contract Options MOS/17M22P55:xcbf 5249277949	112.97	-384.69
02-Jun-2022	01-Jun-2022	Exchange Subscription Fees - 01-06-2022	-7.00	-497.66
01-Jun-2022	01-Jun-2022	Client Custody Fee Shares - May 2022	-0.78	-490.66
01-Jun-2022	01-Jun-2022	VAT on Fee Client SH - 01-06-2022	-0.08	-489.88
31-May-2022	01-Jun-2022	Client Interest - May 2022	-22.53	-489.80
31-May-2022	01-Jun-2022	Client Carrying Cost - May 2022	-4.65	-467.27
18-May-2022	18-May-2022	Contract Options C1/17M22P47.5:xcbf 5233641572	98.97	-462.62
17-May-2022	17-May-2022	Contract Options MT_US/20K22P30:xcbf 5232603612	-125.03	-561.59
17-May-2022	17-May-2022	Contract Options MT_US/17M22P30:xcbf 5232603625	202.97	-436.56
17-May-2022	17-May-2022	Contract Options GDX/17M22P30:xcbf 5232690838	93.97	-639.53

<i>Posting Date</i>	<i>Value Date</i>	<i>Product</i>	<i>Net Change</i>	<i>Cash Balance</i>
02-May-2022	02-May-2022	Client Custody Fee Shares - Apr 2022	-0.83	-733.50
02-May-2022	02-May-2022	VAT on Fee Client SH - 02-05-2022	-0.08	-732.67
02-May-2022	01-May-2022	Exchange Subscription Fees - 01-05-2022	-7.00	-732.59
29-Apr-2022	02-May-2022	Client Interest - Apr 2022	-17.18	-725.59
29-Apr-2022	02-May-2022	Client Carrying Cost - Apr 2022	-1.83	-708.41
27-Apr-2022	27-Apr-2022	Contract Options WBA/03M22P43:xcbf 5212924295	117.97	-706.58
26-Apr-2022	26-Apr-2022	Contract Options RIO1/17M22P65:xcbf 5211559370	191.97	-824.55
13-Apr-2022	13-Apr-2022	Contract Options WY/22J22P37:xcbf 5201484521	-13.03	-1,016.52
13-Apr-2022	13-Apr-2022	Contract Options CC/14J22P32:xcbf 5201553032	-13.03	-1,003.49
12-Apr-2022	12-Apr-2022	Contract Options NIO/19F24P15:xcbf 5200123855	793.94	-990.46
12-Apr-2022	12-Apr-2022	Contract Options WBA/20K22C47.5:xcbf 5200136744	51.97	-1,784.40
04-Apr-2022	04-Apr-2022	Contract Options MT_US/20K22P30:xcbf 5192077940	116.97	-1,836.37
04-Apr-2022	01-Apr-2022	Exchange Subscription Fees - 01-04-2022	-7.00	-1,953.34
01-Apr-2022	01-Apr-2022	Client Custody Fee Shares - Mar 2022	-0.55	-1,946.34
01-Apr-2022	01-Apr-2022	VAT on Fee Client SH - 01-04-2022	-0.05	-1,945.79
31-Mar-2022	01-Apr-2022	Client Interest - Mar 2022	-6.36	-1,945.74
31-Mar-2022	01-Apr-2022	Client Carrying Cost - Mar 2022	-2.32	-1,939.38
22-Mar-2022	22-Mar-2022	Contract Options WBA/01J22C47.5:xcbf 5180869942	121.97	-1,937.06
22-Mar-2022	22-Mar-2022	Contract Options MT_US/14J22P28:xcbf 5180882575	-75.09	-2,059.03
21-Mar-2022	21-Mar-2022	Contract Options 3AD/J22P0.69:xcme 5179511230	-57.62	-1,983.94
18-Mar-2022	22-Mar-2022	Shares WBA:xnas 5179028930	-4,754.00	-1,926.32
16-Mar-2022	16-Mar-2022	Contract Options CC/18H22P32:xcbf 5175789916	-373.03	2,827.68
16-Mar-2022	16-Mar-2022	Contract Options WY/22J22P37:xcbf 5176398984	91.97	3,200.71
16-Mar-2022	16-Mar-2022	Contract Options CC/14J22P32:xcbf 5175789924	396.97	3,108.74
15-Mar-2022	15-Mar-2022	Contract Options 3AD/J22P0.69:xcme 5174848320	212.38	2,711.77
15-Mar-2022	15-Mar-2022	Contract Options VALE/17M22P13:xcbf 5174425837	-76.06	2,499.39
14-Mar-2022	14-Mar-2022	Contract Options MT_US/14J22P28:xcbf 5172846069	253.94	2,575.45
09-Mar-2022	09-Mar-2022	Contract Options GDX/20F23P30:xcbf 5168275500	-213.03	2,321.51
04-Mar-2022	04-Mar-2022	Contract Options OZS/N22P1400:xcme 5160806216	-808.07	2,534.54
02-Mar-2022	01-Mar-2022	Exchange Subscription Fees - 01-03-2022	-7.00	3,342.61
01-Mar-2022	01-Mar-2022	Client Custody Fee Shares - Feb 2022	-0.31	3,349.61
01-Mar-2022	01-Mar-2022	VAT on Fee Client SH - 01-03-2022	-0.03	3,349.92
28-Feb-2022	01-Mar-2022	Client Carrying Cost - Feb 2022	-2.27	3,349.95

<i>Posting Date</i>	<i>Value Date</i>	<i>Product</i>	<i>Net Change</i>	<i>Cash Balance</i>
28-Feb-2022	28-Feb-2022	Contract Options MT_US/14J22P28:xcbf 5155521131	114.97	3,352.22
24-Feb-2022	24-Feb-2022	Contract Options WY/25G22P37:xcbf 5152159097	-13.03	3,237.25
18-Feb-2022	18-Feb-2022	Contract Options CC/18H22P32:xcbf 5145862687	327.97	3,250.28
18-Feb-2022	18-Feb-2022	Contract Options CC/18G22P32:xcbf 5145862674	-274.03	2,922.31
18-Feb-2022	18-Feb-2022	Contract Options WBA/18H22P47.5:xcbf 5145864529	200.97	3,196.34
18-Feb-2022	18-Feb-2022	Contract Options WBA/18G22P47.5:xcbf 5145864521	-107.03	2,995.37
09-Feb-2022	09-Feb-2022	Contract Options GDY/20F23C38:xcbf 5134385828	196.97	3,102.40
07-Feb-2022	07-Feb-2022	Contract Options WBA/18G22P47.5:xcbf 5131561797	42.97	2,905.43
07-Feb-2022	07-Feb-2022	Contract Options CC/18G22P32:xcbf 5131562805	89.97	2,862.46
03-Feb-2022	03-Feb-2022	Contract Options CC/04G22P33:xcbf 5127865598	-18.03	2,772.49
02-Feb-2022	01-Feb-2022	Exchange Subscription Fees - 01-02-2022	-7.00	2,790.52
01-Feb-2022	01-Feb-2022	Client Custody Fee Shares - Jan 2022	-0.32	2,797.52
01-Feb-2022	01-Feb-2022	VAT on Fee Client SH - 01-02-2022	-0.03	2,797.84
31-Jan-2022	01-Feb-2022	Client Carrying Cost - Jan 2022	-1.29	2,797.87
31-Jan-2022	31-Jan-2022	Contract Options WY/25G22P37:xcbf 5123525244	81.97	2,799.16
28-Jan-2022	28-Jan-2022	Contract Options ADU/H22C0.73:xcme 5117936110	-97.62	2,717.19
28-Jan-2022	28-Jan-2022	Contract Options VALE/17M22P13:xcbf 5118683591	153.94	2,814.81
26-Jan-2022	26-Jan-2022	Contract Options CC/04G22P33:xcbf 5115137821	116.97	2,660.87
24-Jan-2022	24-Jan-2022	Contract Options ADU/H22C0.73:xcme 5110715106	292.38	2,543.90
24-Jan-2022	24-Jan-2022	Contract Options OZC/H22P560:xcme 5110099328	-57.97	2,251.52
13-Jan-2022	13-Jan-2022	Contract Options GDY/20F23P30:xcbf 5101018487	296.97	2,309.49
06-Jan-2022	06-Jan-2022	Contract Options OZC/H22P560:xcme 5093784227	267.03	2,012.52
03-Jan-2022	03-Jan-2022	Client Custody Fee Shares - Dec 2021	-0.32	1,745.49
03-Jan-2022	03-Jan-2022	VAT on Fee Client SH - 03-01-2022	-0.03	1,745.81
03-Jan-2022	01-Jan-2022	Exchange Subscription Fees - 01-01-2022	-7.00	1,745.84
27-Dec-2021	27-Dec-2021	Corporate Actions GDY:arcx 0	45.46	1,752.84
02-Dec-2021	01-Dec-2021	Exchange Subscription Fees - 01-12-2021	-7.00	1,707.38
01-Dec-2021	01-Dec-2021	Client Custody Fee Shares - Nov 2021	-0.33	1,714.38
01-Dec-2021	01-Dec-2021	VAT on Fee Client SH - 01-12-2021	-0.03	1,714.71
02-Nov-2021	01-Nov-2021	Exchange Subscription Fees - 01-11-2021	-7.00	1,714.74
01-Nov-2021	01-Nov-2021	Client Custody Fee Shares - Oct 2021	-0.33	1,721.74
01-Nov-2021	01-Nov-2021	VAT on Fee Client SH - 01-11-2021	-0.03	1,722.07
04-Oct-2021	01-Oct-2021	Exchange Subscription Fees - 01-10-2021	-7.00	1,722.10

<i>Posting Date</i>	<i>Value Date</i>	<i>Product</i>	<i>Net Change</i>	<i>Cash Balance</i>
01-Oct-2021	01-Oct-2021	Client Custody Fee Shares - Sep 2021	-0.31	1,729.10
01-Oct-2021	01-Oct-2021	VAT on Fee Client SH - 01-10-2021	-0.03	1,729.41
02-Sep-2021	01-Sep-2021	Exchange Subscription Fees - 01-09-2021	-7.00	1,729.44
01-Sep-2021	01-Sep-2021	Client Custody Fee Shares - Aug 2021	-0.34	1,736.44
01-Sep-2021	01-Sep-2021	VAT on Fee Client SH - 01-09-2021	-0.03	1,736.78
02-Aug-2021	02-Aug-2021	Client Custody Fee Shares - Jul 2021	-0.35	1,736.81
02-Aug-2021	02-Aug-2021	VAT on Fee Client SH - 02-08-2021	-0.04	1,737.16
02-Aug-2021	01-Aug-2021	Exchange Subscription Fees - 01-08-2021	-7.00	1,737.20
02-Jul-2021	01-Jul-2021	Exchange Subscription Fees - 01-07-2021	-7.00	1,744.20
01-Jul-2021	01-Jul-2021	Client Custody Fee Shares - Jun 2021	-0.02	1,751.20

SAXO WP

ATO average rate 0.7258

ATO actual rate 0.6889

	USD	AUD
Closing Balance		
AUD Account		\$ 20,000.00
USD Account	\$ 3,001.46	\$ 4,356.89
Total		\$ 24,356.89
Realised gains/losses		
Listed Options	-\$ 84.73	-\$ 116.74
Stock Options	\$ 1,073.68	\$ 1,479.31
Total		\$ 1,362.57
Expenses		
Service billing amounts	\$ 84.00	\$ 115.73
Client custody fee	\$ 5.25	\$ 7.23
External product costs	\$ 17.39	\$ 23.96
Client carrying cost	\$ 20.80	\$ 28.66
Total		\$ 175.59
Dividends (from transactions)		
Gross	\$ 86.05	\$ 118.56
Withholding tax	\$ 15.18	\$ 20.91
Net		\$ 97.64
Interest expense (from transactions)	\$ 72.53	\$ 99.93

Halifax Investment Services Pty Ltd (Halifax AU) and Halifax New Zealand Limited (Halifax NZ)



(In Liquidation)

ABN 52 096 980 522 [🔗](#)

Start Date 27 Nov 2018

Job Status Active

Appointees Stewart McCallum - appointed 20 Mar 2019 - retired 13 May 2019
Morgan John Kelly - appointed 20 Mar 2019
Philip Alexander Quinlan - appointed 20 Mar 2019

KPMG

PO Box H67

AUSTRALIA SQUARE NSW 1215

N/A

<https://www.kpmg.com.au>

Contact us via email

Claims Documents Polls Poll Results

Claimant	Type	Attachments	Claim (\$)	Confirmed (\$)	Distributed	Verified
KIM SUPERANNUATION FUND	AUD Base Currency	+	56,832.56	56832.56	0.00	

Edit

76550 - Plant and Equipment (at written down value) - Unitised

2022 Financial Year

Preparer Aira Cutiongco

Reviewer Steven Lee

Status Completed

Account Code	Description	CY Units	CY Balance	LY Units	LY Balance	Change
KMSUY001_SOFTWARE	Software	3.000000		3.000000		0%

TOTAL	CY Units	CY Balance	LY Units	LY Balance
	3.000000		3.000000	

Supporting Documents

- Investment Movement Report [Report](#)

Standard Checklist

- Attach Investment Movement Report
- Attach relevant Statements and Source Documentation
- Ensure all Investments are valued correctly at June 30
- Ensure the investment is in accordance with the fund's investment strategy
- Ensure the investment is in accordance with the SIS Act

KM Superannuation Fund

Investment Movement Report

As at 30 June 2022

Investment	Opening Balance		Additions		Disposals			Closing Balance		
	Units	Cost	Units	Cost	Units	Cost	Accounting Profit/(Loss)	Units	Cost	Market Value
Bank Accounts										
ANZ V2 Plus 9089-87757		41,031.26		44,665.70		(24,350.04)			61,346.92	61,346.92
		41,031.26		44,665.70		(24,350.04)			61,346.92	61,346.92
Managed Investments (Australian)										
SHYBHALFX - Halifax Account	1.00	0.00		56,832.56				1.00	56,832.56	56,832.56
SHKDKMSaxo - Saxo Trading Account	1.00	7,364.05						1.00	7,364.05	24,356.89
		7,364.05		56,832.56					64,196.61	81,189.45
Plant and Equipment (at written down value) - Unitised										
KMSUY001_SOFTWARE - Software	3.00	3,726.28						3.00	3,726.28	0.00
		3,726.28							3,726.28	0.00
Units in Unlisted Unit Trusts (Australian)										
SHYBRATE - Plenti (Formerly Rate Setter)	36,054.66	36,054.66	1,117.75	1,117.75	(24,000.00)	(24,000.00)	0.00	13,172.41	13,172.41	13,172.41
		36,054.66		1,117.75		(24,000.00)	0.00		13,172.41	13,172.41
		88,176.25		102,616.01		(48,350.04)	0.00		142,442.22	155,708.78

78400 - Units in Unlisted Unit Trusts (Australian)

2022 Financial Year

Preparer Aira Cutiongco

Reviewer Steven Lee

Status Completed

Account Code	Description	CY Units	CY Balance	LY Units	LY Balance	Change
SHYBRATE	Plenti (Formerly Rate Setter)	13172.410000	\$13,172.41	36054.660000	\$36,054.66	(63.47)%
TOTAL		CY Units	CY Balance	LY Units	LY Balance	
		13172.410000	\$13,172.41	36054.660000	\$36,054.66	

Supporting Documents

- Investment Movement Report [Report](#)
- Plenti_Annual_Statement.pdf [SHYBRATE](#)

Standard Checklist

- Attach copies of Statements and Source Documentation
- Attach Investment Movement Report
- Ensure all Investments are valued correctly at June 30
- Ensure the investment is in accordance with the Fund's investment strategy
- Ensure the investment is in accordance with the SIS Act

KM Superannuation Fund

Investment Movement Report

As at 30 June 2022

Investment	Opening Balance		Additions		Disposals			Closing Balance		
	Units	Cost	Units	Cost	Units	Cost	Accounting Profit/(Loss)	Units	Cost	Market Value
Bank Accounts										
ANZ V2 Plus 9089-87757		41,031.26		44,665.70		(24,350.04)			61,346.92	61,346.92
		41,031.26		44,665.70		(24,350.04)			61,346.92	61,346.92
Managed Investments (Australian)										
SHYBHALFX - Halifax Account	1.00	0.00		56,832.56				1.00	56,832.56	56,832.56
SHKDKMSaxo - Saxo Trading Account	1.00	7,364.05						1.00	7,364.05	24,356.89
		7,364.05		56,832.56					64,196.61	81,189.45
Plant and Equipment (at written down value) - Unitised										
KMSUY001_SOFTWARE - Software	3.00	3,726.28						3.00	3,726.28	0.00
		3,726.28							3,726.28	0.00
Units in Unlisted Unit Trusts (Australian)										
SHYBRATE - Plenti (Formerly Rate Setter)	36,054.66	36,054.66	1,117.75	1,117.75	(24,000.00)	(24,000.00)	0.00	13,172.41	13,172.41	13,172.41
		36,054.66		1,117.75		(24,000.00)	0.00		13,172.41	13,172.41
		88,176.25		102,616.01		(48,350.04)	0.00		142,442.22	155,708.78



Plenti RE Limited
PO Box R745
Royal Exchange NSW 1225
contact@plenti.com.au
1300 768 710

Kasper Mortensen and Yasmin Mortensen ATF KM
Superannuation Fund

25 Surrey Grove
POINT COOK
VIC 3030
Australia

Dear Kasper,

Please find attached to this letter a tax statement and distribution notice for the financial year ended 30 June 2022. These documents are issued to investors in the Plenti Lending Platform (ARSN 169 500 449) and may help you complete your tax return.

If you have any questions about your investment in the Plenti Lending Platform please don't hesitate to contact us on 1300 768 710 or contact@plenti.com.au.

Yours truly,

Daniel Foggo
Director
Plenti RE Limited

Annual tax statement

Plenti Lending Platform
 Account name: Kasper Mortensen and Yasmin Mortensen
 ATF KM Superannuation Fund
 Account number: KM96671572

Statement period end
 30 June 2022
Statement issue date
 01 July 2022

Please retain this statement for your tax return

Part A – Summary of 2022 tax return (supplementary section) items

	Amount	Tax return label
Share of non-primary production income	\$1,206.16	13U
Other deductions relating to non-primary production distributions	\$88.41	13Y
Other income (category 1)	\$0.00	24Y

Part B – Capital gains tax information

Additional information for item 18

This section is not applicable to your investment in the Plenti Lending Platform

Part C – Components of distribution

	Cash distribution	Tax paid or tax offsets	Taxable amount
Australian income			
Interest	\$1,206.16	\$0.00	\$1,206.16
Non-primary production income	\$1,206.16	\$0.00	\$1,206.16
Other amounts deducted from trust distributions			
TFN amounts withheld	\$0.00		
Withholding tax withheld	\$0.00		
Other expenses	\$88.41		
Net distributions	\$1,117.75		

Notes to the annual tax statement

- This information is not tax advice. We recommend that you obtain professional tax advice relating to your particular circumstances from a suitably qualified advisor
- Some tax label lines have been omitted as these are not applicable to your investment in the Plenti Lending Platform
- Amounts paid to you as a referral bonus or investment incentive payment are included in 'Other income (category 1)' but are not included in your distributions from the trust
- If you choose to utilise the services of a tax agent to prepare your income tax return, advise them to use the information in this statement rather than information that may be displayed in the agent's pre-filling service

Distribution notice

Plenti Lending Platform
Account name: Kasper Mortensen and Yasmin Mortensen
ATF KM Superannuation Fund
Account number: KM96671572
TFN/ACN status: TFN provided

Notice period
01 July 2021 to 30 June 2022
Notice issue date
01 July 2022

Holding details as at 30/06/2022

Unit price	\$1.00
Units held	13,172.41
Value	\$13,172.41

Distribution details for the period 01/07/2021 to 30/06/2022

Cents per unit	9.1567
Gross distribution amount	\$1,206.16
TFN withholding tax amount	\$0.00
Withholding tax amount	\$0.00
Net distribution amount	\$1,117.75
Reinvestment unit price	\$1.00
Units allocated	1,117.75

Notes to the distribution notice

- This information is not tax advice. We recommend that you obtain professional tax advice relating to your particular circumstances from a suitably qualified advisor
- This distribution notice is provided for information purposes only. Refer to your annual tax statement for the Plenti Lending Platform when completing your tax return

85000 - Income Tax Payable/Refundable

2022 Financial Year

Preparer Aira Cutiongco

Reviewer Steven Lee

Status Completed

Account Code	Description	CY Balance	LY Balance	Change
85000	Income Tax Payable/Refundable	\$573.46	\$652.65	(12.13)%
TOTAL		CY Balance	LY Balance	
		\$573.46	\$652.65	

Supporting Documents

- Exempt Pension Reconciliation [Report](#)
- Tax Reconciliation Report [Report](#)
- Statement of Taxable Income [Report](#)
- Non Deductible Expense Reconciliation [Report](#)
- ATO Income Tax.pdf

Standard Checklist

- Attach Actuarial Certificate (if applicable)
- Attach any other Tax reconciliations
- Attach copy of Exempt Pension Reconciliation (if applicable)
- Attach copy of Non Deductible Expense Reconciliation (if applicable)
- Attach copy of Statement of Taxable Income
- Attach copy of Tax Reconciliation Report
- Confirm Transactions in ATO Portal

KM Superannuation Fund

Exempt Current Pension Income Reconciliation

For The Period 01 July 2021 - 30 June 2022

	Date	Account Code	Account Description	Taxable Amount	Actuary/Pool %	Exempt Amount
Segment - 01 July 2021 to 30 June 2022						
Label C						
	01/07/2021	25000/ANZ908987757	ANZ V2 Plus 9089-87757	31.55		
	01/10/2021	25000/ANZ908987757	ANZ V2 Plus 9089-87757	37.65		
	01/01/2022	25000/ANZ908987757	ANZ V2 Plus 9089-87757	54.08		
	01/04/2022	25000/ANZ908987757	ANZ V2 Plus 9089-87757	40.79		
			Total	164.07	0.000 %	0.00
Label D1						
	30/06/2022	23800/SHKDKMSaxo	Saxo Trading Account	118.55		
			Total	118.55	0.000 %	0.00
Label M						
	30/06/2022	23800/SHYBRATE	Plenti (Formerly Rate Setter)	1,206.16		
			Total	1,206.16	0.000 %	0.00
					Total Segment ECPI *	0.00
				SMSF Annual Return Rounding		0.00
					Total ECPI	0.00

* Total Segment ECPI does not include ECPI amounts from Label A. The total ECPI from Label A is shown separately at the start of the report.

KM Superannuation Fund

Pension Non Deductible Expense Report

For The Period 01 July 2021 - 30 June 2022

	Date	Account Code	Account Description	Amount	Expense %	Deductible	Non Deductible
Segment - 01 July 2021 to 30 June 2022							
Label A							
	30/06/2022	37900	Interest Paid	99.93			
			Total	99.93	0.000 %	99.93	0.00
Label F							
	30/07/2021	39000/MORKAS00001A	(Life Insurance Premiums) Mortensen, Kasper - Accumulation (Accum...	1,744.04			
			Total	1,744.04	0.000 %	1,744.04	0.00
Label H							
	10/09/2021	30700	Auditor's Remuneration	450.00			
			Total	450.00	0.000 %	450.00	0.00
Label I							
	30/06/2022	23800/SHYBRATE	Plenti (Formerly Rate Setter)	88.41			
	30/06/2022	37500/SHKDKMSaxo	Saxo Trading Account	175.59			
			Total	264.00	0.000 %	264.00	0.00
Label J							
	10/09/2021	30100	Accountancy Fees	100.00			
	11/04/2022	30100	Accountancy Fees	550.00			

KM Superannuation Fund
Pension Non Deductible Expense Report

For The Period 01 July 2021 - 30 June 2022

	Date	Account Code	Account Description	Amount	Expense %	Deductible	Non Deductible
Label J							
			Total	650.00	0.000 %	650.00	0.00
	11/04/2022	30400	ATO Supervisory Levy	259.00			
			Total	259.00	0.000 %	259.00	0.00
					Label Total	909.00	0.00
					Total Segment Expenses	3,466.97	0.00
					Total Expenses *	3,466.97	0.00

* General expense percentage - 0.000 %

* Investment expense percentage - 0.000 %

KM Superannuation Fund

Statement of Taxable Income

For the year ended 30 June 2022

	2022
	\$
Benefits accrued as a result of operations	15,546.47
Less	
Other Non Taxable Income	88.41
Accounting Trust Distributions	1,215.39
	<u>1,303.80</u>
Add	
Decrease in MV of investments	2,956.06
Foreign Credits	20.91
Taxable Trust Distributions	1,206.16
Distributed Foreign income	97.64
	<u>4,280.77</u>
SMSF Annual Return Rounding	(0.44)
	<u>18,523.00</u>
Taxable Income or Loss	18,523.00
Income Tax on Taxable Income or Loss	2,778.45
Less	
Foreign Credits	20.91
	<u>2,757.54</u>
CURRENT TAX OR REFUND	2,757.54
Supervisory Levy	259.00
Income Tax Instalments Paid	(3,331.00)
	<u>(314.46)</u>
AMOUNT DUE OR REFUNDABLE	(314.46)

KM Superannuation Fund

Tax Reconciliation Report

For the year ended 30 June 2022

Tax Return Label	Date	Account Code	Account Name	Amount \$
C - Income - Gross interest				
	01/07/2021	25000/ANZ908987757	ANZ V2 Plus 9089-87757	31.55
	01/10/2021	25000/ANZ908987757	ANZ V2 Plus 9089-87757	37.65
	01/01/2022	25000/ANZ908987757	ANZ V2 Plus 9089-87757	54.08
	01/04/2022	25000/ANZ908987757	ANZ V2 Plus 9089-87757	40.79
Sub-Total				164.07
Ignore Cents				0.07
Total				164.00
D1 - Income - Gross foreign income				
	30/06/2022	23800/SHKDKMSaxo	Saxo Trading Account	118.55
Sub-Total				118.55
Ignore Cents				0.55
Total				118.00
D - Income - Net foreign income				
	30/06/2022	23800/SHKDKMSaxo	Saxo Trading Account	118.55
Sub-Total				118.55
Ignore Cents				0.55
Total				118.00
M - Gross trust distributions				
	30/06/2022	23800/SHYBRATE	Plenti (Formerly Rate Setter)	1,206.16
Sub-Total				1,206.16
Ignore Cents				0.16
Total				1,206.00
R1 - Assessable employer contributions				
	05/07/2021	24200/MORYAS00001A	(Contributions) Mortensen, Yasmin - Accumulation (Accumulation)	393.88
	15/07/2021	24200/MORYAS00001A	(Contributions) Mortensen, Yasmin - Accumulation (Accumulation)	192.31
	04/08/2021	24200/MORYAS00001A	(Contributions) Mortensen, Yasmin - Accumulation (Accumulation)	192.30
	05/08/2021	24200/MORKAS00001A	(Contributions) Mortensen, Kasper - Accumulation (Accumulation)	1,597.73
	16/08/2021	24200/MORYAS00001A	(Contributions) Mortensen, Yasmin - Accumulation (Accumulation)	192.31
	03/09/2021	24200/MORYAS00001A	(Contributions) Mortensen, Yasmin - Accumulation (Accumulation)	399.61
	06/09/2021	24200/MORKAS00001A	(Contributions) Mortensen, Kasper - Accumulation (Accumulation)	1,597.87
	04/10/2021	24200/MORYAS00001A	(Contributions) Mortensen, Yasmin - Accumulation (Accumulation)	96.15
	05/10/2021	24200/MORKAS00001A	(Contributions) Mortensen, Kasper - Accumulation (Accumulation)	2,696.40
	18/10/2021	24200/MORYAS00001A	(Contributions) Mortensen, Yasmin - Accumulation (Accumulation)	50.00
	04/11/2021	24200/MORKAS00001A	(Contributions) Mortensen, Kasper - Accumulation (Accumulation)	1,597.80
	06/12/2021	24200/MORKAS00001A	(Contributions) Mortensen, Kasper - Accumulation (Accumulation)	1,597.80
	06/01/2022	24200/MORKAS00001A	(Contributions) Mortensen, Kasper - Accumulation (Accumulation)	2,596.89

KM Superannuation Fund

Tax Reconciliation Report

For the year ended 30 June 2022

Tax Return Label	Date	Account Code	Account Name	Amount \$
R1 - Assessable employer contributions				
	04/04/2022	24200/MORKAS00001A	(Contributions) Mortensen, Kasper - Accumulation (Accumulation)	3,311.82
	03/06/2022	24200/MORYAS00001A	(Contributions) Mortensen, Yasmin - Accumulation (Accumulation)	559.10
	03/06/2022	24200/MORKAS00001A	(Contributions) Mortensen, Kasper - Accumulation (Accumulation)	3,429.66
Sub-Total				20,501.63
Ignore Cents				0.63
Total				20,501.00
R - Assessable contributions (R1 plus R2 plus R3 less R6)				
			Assessable employer contributions	20,501.63
Sub-Total				20,501.63
Ignore Cents				0.63
Total				20,501.00
W - GROSS INCOME (Sum of labels A to U)				
				21,989.00
Sub-Total				21,989.00
Ignore Cents				0.00
Total				21,989.00
V - TOTAL ASSESSABLE INCOME (W less Y)				
				21,989.00
Sub-Total				21,989.00
Ignore Cents				0.00
Total				21,989.00
A1 - Expenses - Interest expenses within Australia				
	30/06/2022	37900	Interest Paid	99.93
Sub-Total				99.93
Ignore Cents				0.93
Total				99.00
F1 - Expenses - Insurance Premiums				
	30/07/2021	39000/MORKAS00001A	(Life Insurance Premiums) Mortensen, Kasper - Accumulation (Accum...	1,744.04
Sub-Total				1,744.04
Ignore Cents				0.04
Total				1,744.00
H1 - Expenses - SMSF auditor fee				
	10/09/2021	30700	Auditor's Remuneration	450.00
Sub-Total				450.00
Ignore Cents				0.00
Total				450.00
I1 - Expenses - Investment expenses				
	30/06/2022	37500/SHKDKMSaxo	Saxo Trading Account	175.59

KM Superannuation Fund

Tax Reconciliation Report

For the year ended 30 June 2022

Tax Return Label	Date	Account Code	Account Name	Amount \$
I1 - Expenses - Investment expenses				
	30/06/2022	23800/SHYBRATE	Plenti (Formerly Rate Setter)	88.41
Sub-Total				264.00
Ignore Cents				0.00
Total				264.00
J1 - Expenses - Management and administration expenses				
	10/09/2021	30100	Accountancy Fees	100.00
	11/04/2022	30100	Accountancy Fees	550.00
	11/04/2022	30400	ATO Supervisory Levy	259.00
Sub-Total				909.00
Ignore Cents				0.00
Total				909.00
N - TOTAL DEDUCTIONS				
				3,466.00
Sub-Total				3,466.00
Ignore Cents				0.00
Total				3,466.00
O - TAXABLE INCOME OR LOSS				
				18,523.00
Sub-Total				18,523.00
Ignore Cents				0.00
Total				18,523.00
Z - TOTAL SMSF EXPENSES				
				3,466.00
Sub-Total				3,466.00
Ignore Cents				0.00
Total				3,466.00
A - Taxable income				
				18,523.00
Sub-Total				18,523.00
Ignore Cents				0.00
Total				18,523.00
T1 - Tax on taxable income				
				2,778.45
Sub-Total				2,778.45
Ignore Cents				0.00
Total				2,778.45
B - Gross Tax				
				2,778.45

KM Superannuation Fund

Tax Reconciliation Report

For the year ended 30 June 2022

Tax Return Label	Date	Account Code	Account Name	Amount \$
B - Gross Tax				
Sub-Total				2,778.45
Ignore Cents				0.00
Total				2,778.45
C1 - Foreign income tax offset				
	30/06/2022	23800/SHKDKMSaxo	Saxo Trading Account	20.91
Sub-Total				20.91
Ignore Cents				0.00
Total				20.91
C - Non-refundable non-carry forward tax offsets				
				20.91
Sub-Total				20.91
Ignore Cents				0.00
Total				20.91
T2 - SUBTOTAL				
				2,757.54
Sub-Total				2,757.54
Ignore Cents				0.00
Total				2,757.54
T3 - SUBTOTAL 2				
				2,757.54
Sub-Total				2,757.54
Ignore Cents				0.00
Total				2,757.54
T5 - TAX PAYABLE				
				2,757.54
Sub-Total				2,757.54
Ignore Cents				0.00
Total				2,757.54
K - PAYG instalments raised				
	28/10/2021	85000	Income Tax Payable/Refundable	996.00
	28/02/2022	85000	Income Tax Payable/Refundable	996.00
	28/04/2022	85000	Income Tax Payable/Refundable	996.00
	30/06/2022	85000	Income Tax Payable/Refundable	343.00
Sub-Total				3,331.00
Ignore Cents				0.00
Total				3,331.00
L - Supervisory levy				
				259.00

KM Superannuation Fund

Tax Reconciliation Report

For the year ended 30 June 2022

Tax Return Label	Date	Account Code	Account Name	Amount \$
<hr/>				
L - Supervisory levy				
Sub-Total				259.00
Ignore Cents				0.00
Total				259.00
<hr/>				
S - AMOUNT DUE OR REFUNDABLE				
				(314.46)
Sub-Total				(314.46)
Ignore Cents				0.00
Total				(314.46)



Australian Government
Australian Taxation Office

Agent SUPERHELP AUSTRALIA PTY LTD
Client KM SUPERANNUATION FUND
ABN 76 697 282 770
TFN 867 080 738

Income tax 551

Date generated	18/07/2022
Overdue	\$0.00
Not yet due	\$0.00
Balance	\$0.00

Transactions

4 results found - from **18 July 2020** to **18 July 2022** sorted by **processed date** ordered **newest to oldest**

Processed date	Effective date	Description	Debit (DR)	Credit (CR)	Balance
11 Apr 2022	11 Apr 2022	Credit transferred to Integrated Client Account	\$393.65		\$0.00
11 Apr 2022	11 Apr 2022	Tax return Self Man Superfund - Income Tax for the period from 01 Jul 20 to 30 Jun 21		\$393.65	\$393.65 CR
18 May 2021	17 May 2021	Payment received		\$774.84	\$0.00
22 Mar 2021	17 May 2021	Tax return Self Man Superfund - Income Tax for the period from 01 Jul 19 to 30 Jun 20	\$774.84		\$774.84 DR

86000 - PAYG Payable

2022 Financial Year

Preparer Aira Cutiongco

Reviewer Steven Lee

Status Completed

Account Code	Description	CY Balance	LY Balance	Change
86000	PAYG Payable	(\$2,937.35)	(\$1,506.00)	95.04%
TOTAL		CY Balance	LY Balance	
		(\$2,937.35)	(\$1,506.00)	

Supporting Documents

- ATO Integrated.pdf

Standard Checklist

- Attach copy of PAYG Payment Summary
- Confirm Transactions in ATO Portal



Activity statement 001

Date generated	18/07/2022
Overdue	\$2,594.35 DR
Not yet due	\$0.00
Balance	\$2,594.35 DR

Transactions

22 results found - from **18 July 2020** to **18 July 2022** sorted by **processed date** ordered **newest to oldest**

Processed date	Effective date	Description	Debit (DR)	Credit (CR)	Balance
2 May 2022	2 May 2022	General interest charge			\$2,594.35 DR
1 May 2022	28 Apr 2022	Original Activity Statement for the period ending 31 Mar 22 - PAYG Instalments	\$996.00		\$2,594.35 DR
11 Apr 2022	11 Apr 2022	Credit transfer received from Income Tax Account		\$393.65	\$1,598.35 DR
1 Apr 2022	1 Mar 2022	General interest charge			\$1,992.00 DR
7 Mar 2022	28 Feb 2022	Original Activity Statement for the period ending 31 Dec 21 - PAYG Instalments	\$996.00		\$1,992.00 DR
1 Nov 2021	1 Nov 2021	General interest charge			\$996.00 DR
31 Oct 2021	28 Oct 2021	Original Activity Statement for the period ending 30 Sep 21 - PAYG Instalments	\$996.00		\$996.00 DR
31 Aug 2021	31 Aug 2021	General interest charge			\$0.00
31 Aug 2021	30 Aug 2021	Payment received		\$1,506.00	\$0.00
2 Aug 2021	2 Aug 2021	General interest charge			\$1,506.00 DR

Processed date	Effective date	Description	Debit (DR)	Credit (CR)	Balance
1 Aug 2021	28 Jul 2021	Original Activity Statement for the period ending 30 Jun 21 - PAYG Instalments	\$1,506.00		\$1,506.00 DR
28 May 2021	28 May 2021	General interest charge			\$0.00
28 May 2021	27 May 2021	Payment received		\$827.00	\$0.00
3 May 2021	3 May 2021	General interest charge			\$827.00 DR
2 May 2021	28 Apr 2021	Original Activity Statement for the period ending 31 Mar 21 - PAYG Instalments	\$827.00		\$827.00 DR
30 Mar 2021	30 Mar 2021	General interest charge			\$0.00
30 Mar 2021	29 Mar 2021	Payment received		\$827.00	\$0.00
7 Mar 2021	2 Mar 2021	Original Activity Statement for the period ending 31 Dec 20 - PAYG Instalments	\$827.00		\$827.00 DR
1 Nov 2020	28 Oct 2020	Original Activity Statement for the period ending 30 Sep 20 - PAYG Instalments	\$827.00		\$0.00
29 Oct 2020	28 Oct 2020	Payment received		\$827.00	\$827.00 CR
30 Aug 2020	25 Aug 2020	Original Activity Statement for the period ending 30 Jun 20 - PAYG Instalments	\$868.00		\$0.00
26 Aug 2020	25 Aug 2020	Payment received		\$868.00	\$868.00 CR

89000 - Deferred Tax Liability/Asset

2022 Financial Year

Preparer Aira Cutiongco

Reviewer Steven Lee

Status Completed

Account Code	Description	CY Balance	LY Balance	Change
89000	Deferred Tax Liability/Asset	\$18,554.30	\$18,463.08	0.49%
TOTAL		CY Balance	LY Balance	
		\$18,554.30	\$18,463.08	

Supporting Documents

- Deferred Tax Reconciliation Report [Report](#)

Standard Checklist

- Attach all source documentation and confirmations of Liability
- Attach copy of Deferred Tax Reconciliation Report

KM Superannuation Fund**Deferred Tax Reconciliation**

For The Period 01 July 2021 - 30 June 2022

Investment Code	Investment Name	Revaluation/Tax Deferred	Permanent Difference (Non- Assessable)	Temporary Difference (Assessable)	Temporary Difference (Accumulation Portion)
Revaluations					
SHYBHALFX	Halifax Account	(641.64)	(213.88)	(427.76)	(427.76)
SHKDKMSaxo	Saxo Trading Account	(2,314.42)	(771.47)	(1,542.95)	(1,542.95)
		(2,956.06)	(985.35)	(1,970.71)	(1,970.71)
Total		(2,956.06)	(985.35)	(1,970.71)	(1,970.71)
Deferred Tax Liability (Asset) Summary					
Opening Balance		(18,463.08)			
Current Year Transactions		(295.61)			
Total Capital Losses		0.00			
Total Tax Losses		0.00			
Deferred Tax WriteBacks/Adjustment		0.00			
Capital Loss carried forward recouped		204.39			
Tax Loss carried forward recouped		0.00			
Closing Balance		(18,554.30)			

A - Financial Statements

2022 Financial Year

Preparer Aira Cutiongco

Reviewer Steven Lee

Status Completed

Supporting Documents

No supporting documents

Standard Checklist

- Attach copy of Financial Statements
- Attach copy of SMSF Annual Return

B - Permanent Documents

2022 Financial Year

Preparer Aira Cutiongco

Reviewer Steven Lee

Status Completed

Supporting Documents

- Fund Summary Report Report

Standard Checklist

- Attach latest copy of ASIC annual company statement (if corporate trustee)
- Ensure latest copies of ATO Trustee Declarations and ATO confirmation that the fund is a regulated fund is attached
- Ensure latest copies of trustee consents, member consents and registers are attached
- Ensure latest copy of trust deed (including amendments) are attached
- Use [Australian Business Register](#) to ensure details are correct
- Use [Super Fund Lookup](#) to check the eligibility to receive rollovers and contributions

KM Superannuation Fund

Fund Summary Report

As at 30 June 2022

Fund Details

Date Formed: 26/06/2007

Tax File Number: Provided

ABN: 76697282770

Period: 01/07/2021 - 30/06/2022

Fund Type: SMSF

GST Registered: No

Postal Address:

16 Aleisha Court
Collingwood Park, Queensland 4301

Physical Address:

36 Murrindal Street
Werribee, Victoria 3030

Members

Number of Members: 2

Name	Age	Member Accounts	Pension Accounts	Tax File Number	Beneficiary Details
Mortensen, Kasper	49	1	0	Provided	Not Provided
Mortensen, Yasmin	48	1	0	Provided	Not Provided

Fund Relationships

Relationship Type	Contact
Accountant	Superhelp Australia Pty Limited
Auditor	YML Chartered Accountants
Fund Contact	Mortensen, Kasper
Tax Agent	Superhelp Australia Pty Limited
Trustee	Mortensen, Kasper
Trustee	Mortensen, Yasmin

C - Other Documents

2022 Financial Year

Preparer Aira Cutiongco

Reviewer Steven Lee

Status Completed

Supporting Documents

- Investment Strategy09102022.pdf

Standard Checklist

- Attach copy of any SOAs issued during the Financial Year
- Attach copy of Investment Strategy
- Attach signed Engagement Letter
- Attach signed Trustee Representation Letter
- Attach Trustee Minutes prepared during the year

Investment Strategy for 2022/23

Objective

Achieve annual returns of 10% or better of start of year balance.

Asset Classes

The fund can invest in the following asset classes:

- 1) Trade options in futures and equity markets.
- 2) Peer-to-Peer Lending through Plenti.
- 3) Stocks and ETF
- 4) Cash

Portfolio

Maximum 50% of the portfolio should be invested in cash. Investments should be allocated approximately as follows:

- Options trading 50%
- Stocks and ETF 25%
- Plenti 5%
- Cash 20%


Investment Strategy

Write options against equities, commodities and currency markets.

Re-invest Plenti interest to accumulate.

Buy, hold, and sell Stocks and ETF positions.

Signed:



Kasper Mortensen

31/07/2022



Yasmin Mortensen

31/07/2022

D - Pension Documentation

2022 Financial Year

Preparer Aira Cutiongco

Reviewer Steven Lee

Status Completed

Supporting Documents

- Transfer Balance Account Summary [Report](#)

Standard Checklist

- Attach Actuarial Certificate
- Attach documentation supporting any pensions commenced during the financial year
- Attach documentation supporting any pensions commuted during the financial year
- Ensure correct Transfer Balance Account Reports have been lodged with the ATO

KM Superannuation Fund

Transfer Balance Account Summary

For The Period 01 July 2021 - 30 June 2022

Member	Pension Type	Date	Lodgment Date	Transaction Type	Event Type	Debit	Credit	Balance	Cap Limit	Remaining Cap
--------	--------------	------	---------------	------------------	------------	-------	--------	---------	-----------	---------------

Kasper Mortensen

Yasmin Mortensen

E - Estate Planning

2022 Financial Year

Preparer Aira Cutiongco

Reviewer Steven Lee

Status Completed

Supporting Documents

No supporting documents

Standard Checklist

- Attach Death Benefit Nominations (if applicable)
- Attach Life Insurance Policies (if applicable)
- Attach Reversionary Pension documentation (if applicable)
- Attach SMSF Will (if applicable)
- Review current Estate planning to ensure it matches wishes of members