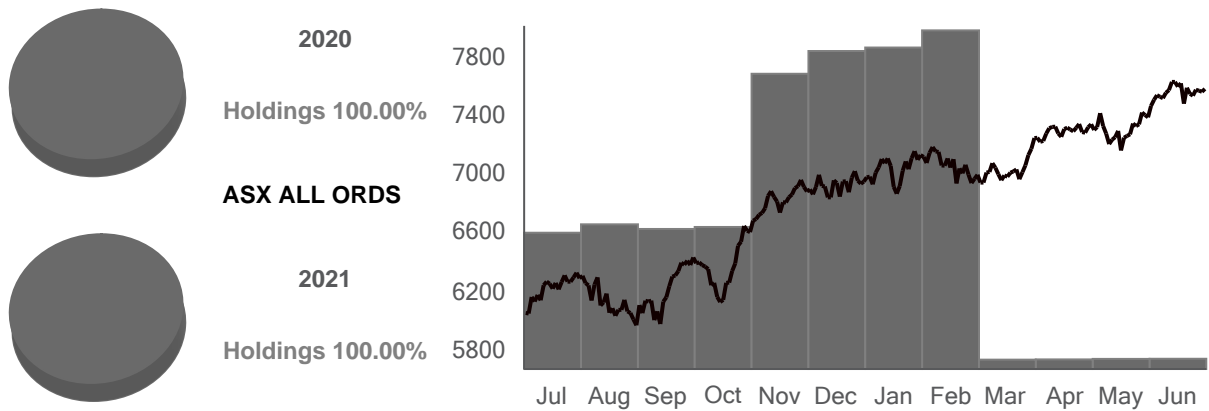


Financial Year Summary

01 Jul 2020 - 30 Jun 2021

Summary Information A/C 239279	+/-	
Holdings valuation at start of period		\$64,271.98
Holdings valuation at end of period	(\$59,453.96)	\$4,818.02
Portfolio at start of period		\$64,271.98
Portfolio at end of period	(\$59,453.96)	\$4,818.02
Total portfolio value		\$4,818.02
Total brokerage		\$459.92
Information service fees		\$0.00
Estimated dividends and distributions		\$4,161.20
Estimated franking credits		\$1,776.25



While every effort has been made to provide you with an accurate statement, we give no warranty of accuracy or reliability and take no responsibility for any errors or omissions including negligence by any officers, employees or agents. We encourage you to confirm the information, holdings and valuations contained herein. Information contained in the report may only relate to the period since you commenced our service.

Copyright © 2021 Third Party Platform Pty Limited. All rights reserved.

Macquarie Online Trading is a service provided by Third Party Platform Pty Ltd ("TPP") ABN 74 121 227 905 AFSL No. 314341, at the request of Macquarie Bank Limited ABN 46 008 583 542 AFSL 237502 ("MBL"). TPP is a Participant of the ASX Group. Neither TPP nor MBL are representatives of each other. Some of the fees paid to TPP for the provision of its services will be remitted to MBL. TPP and MBL do not provide personal financial advice in relation to Macquarie Online Trading. You should consider your own financial situation, particular needs and investment objectives before acting on any of the information available on this report.

Holdings valuation

01 Jul 2020 - 30 Jun 2021

Holdings valuation at 1 Jul 2020

\$64,271.98

Equities

ASX code	Description	Quantity	Cost Price	Price	Value
BHP	BHP GROUP FPO	769	\$35.02	\$35.820	\$27,545.58
CGC	COSTA GRP FPO	666	\$2.91	\$2.900	\$1,931.40
D13	DEL 13 FPO	25,000	\$0.08	\$0.041	\$1,025.00
RHC	RAMSAY FPO	35	\$53.22	\$66.520	\$2,328.20
RMD	RESMED CDI 10:1	150	\$26.08	\$27.540	\$4,131.00
WBC	WESTPAC FPO	1,267	\$22.74	\$17.950	\$22,742.65
WPL	WOODSIDE FPO	211	\$17.27	\$21.650	\$4,568.15
Sub total					\$64,271.98

Holdings valuation at 30 Jun 2021

\$4,818.02

Equities

ASX code	Description	Quantity	Cost Price	Price	Value
ASX	ASX FPO	62	\$79.97	\$77.710	\$4,818.02
Sub total					\$4,818.02

While every effort has been made to provide you with an accurate statement, we give no warranty of accuracy or reliability and take no responsibility for any errors or omissions including negligence by any officers, employees or agents. We encourage you to confirm the information, holdings and valuations contained herein. Information contained in the report may only relate to the period since you commenced our service.

Copyright © 2021 Third Party Platform Pty Limited. All rights reserved.

Macquarie Online Trading is a service provided by Third Party Platform Pty Ltd ("TPP") ABN 74 121 227 905 AFSL No. 314341, at the request of Macquarie Bank Limited ABN 46 008 583 542 AFSL 237502 ("MBL"). TPP is a Participant of the ASX Group. Neither TPP nor MBL are representatives of each other. Some of the fees paid to TPP for the provision of its services will be remitted to MBL. TPP and MBL do not provide personal financial advice in relation to Macquarie Online Trading. You should consider your own financial situation, particular needs and investment objectives before acting on any of the information available on this report.

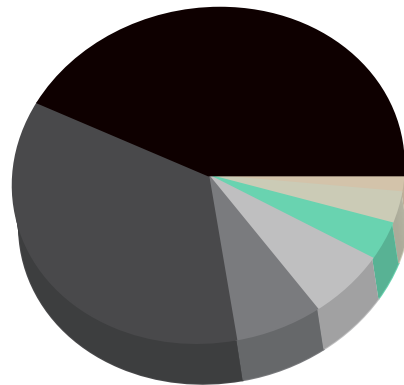
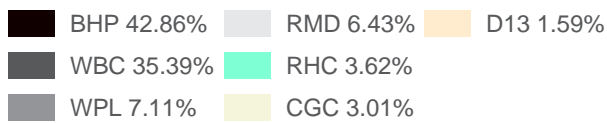
Holdings valuation (continued)

01 Jul 2020 - 30 Jun 2021

Holdings valuation at 1 Jul 2020

\$64,271.98


Holdings composition 1 Jul 2020



Holdings valuation at 30 Jun 2021

\$4,818.02

Holdings composition 30 Jun 2021



While every effort has been made to provide you with an accurate statement, we give no warranty of accuracy or reliability and take no responsibility for any errors or omissions including negligence by any officers, employees or agents. We encourage you to confirm the information, holdings and valuations contained herein. Information contained in the report may only relate to the period since you commenced our service.

Copyright © 2021 Third Party Platform Pty Limited. All rights reserved.

Macquarie Online Trading is a service provided by Third Party Platform Pty Ltd ("TPP") ABN 74 121 227 905 AFSL No. 314341, at the request of Macquarie Bank Limited ABN 46 008 583 542 AFSL 237502 ("MBL"). TPP is a Participant of the ASX Group. Neither TPP nor MBL are representatives of each other. Some of the fees paid to TPP for the provision of its services will be remitted to MBL. TPP and MBL do not provide personal financial advice in relation to Macquarie Online Trading. You should consider your own financial situation, particular needs and investment objectives before acting on any of the information available on this report.

Transaction summary

01 Jul 2020 - 30 Jun 2021

Equities

ASX

ASX LIMITED ORDINARY

Date	Type	Action	Quantity	Unit price	Trade value	Brokerage	Other fees	GST	Total value
02/11/2020	Buy	B20330935	16	\$79.7000	\$1,275.20	\$18.14	\$0.00	\$1.81	\$1,295.15
03/11/2020	Buy	B20331140	46	\$79.6300	\$3,662.98	\$0.00	\$0.00	\$0.00	\$3,662.98
Sub total			62						

BHP

BHP GROUP LIMITED ORDINARY

Date	Type	Action	Quantity	Unit price	Trade value	Brokerage	Other fees	GST	Total value
27/02/2020	Buy	B4899058	707	\$35.2900	\$24,950.03	\$27.22	\$0.00	\$2.72	\$24,979.97
26/03/2020	Buy	B5031164	62	\$31.1300	\$1,930.06	\$18.14	\$0.00	\$1.81	\$1,950.01
02/11/2020	Buy	B20328784	294	\$33.9200	\$9,972.48	\$18.14	\$0.00	\$1.81	\$9,992.43
16/03/2021	Sell	S20760635	(1,063)	\$47.1900	(\$50,162.97)	\$54.73	\$0.00	\$5.47	(\$50,102.77)
Sub total			0						

CGC

COSTA GROUP HOLDINGS ORDINARY

Date	Type	Action	Quantity	Unit price	Trade value	Brokerage	Other fees	GST	Total value
26/03/2020	Buy	B5031250	666	\$2.8800	\$1,918.08	\$18.14	\$0.00	\$1.81	\$1,938.03
10/03/2021	Sell	S20743135	(666)	\$4.5500	(\$3,030.30)	\$18.14	\$0.00	\$1.81	(\$3,010.35)
Sub total			0						

D13

DELAWARE THIRTEEN ORDINARY

Date	Type	Action	Quantity	Unit price	Trade value	Brokerage	Other fees	GST	Total value
22/11/2017	Buy	B3388104	25,000	\$0.0800	\$2,000.00	\$18.14	\$0.00	\$1.81	\$2,019.95

While every effort has been made to provide you with an accurate statement, we give no warranty of accuracy or reliability and take no responsibility for any errors or omissions including negligence by any officers, employees or agents. We encourage you to confirm the information, holdings and valuations contained herein. Information contained in the report may only relate to the period since you commenced our service.

Copyright © 2021 Third Party Platform Pty Limited. All rights reserved.

Macquarie Online Trading is a service provided by Third Party Platform Pty Ltd ("TPP") ABN 74 121 227 905 AFSL No. 314341, at the request of Macquarie Bank Limited ABN 46 008 583 542 AFSL 237502 ("MBL"). TPP is a Participant of the ASX Group. Neither TPP nor MBL are representatives of each other. Some of the fees paid to TPP for the provision of its services will be remitted to MBL. TPP and MBL do not provide personal financial advice in relation to Macquarie Online Trading. You should consider your own financial situation, particular needs and investment objectives before acting on any of the information available on this report.

Transaction summary (continued)

01 Jul 2020 - 30 Jun 2021

10/09/2020	Out	Transfer	(25,000)	\$0.0000	(\$0.00)	\$0.00	\$0.00	\$0.00	(\$0.00)
Sub total			0						

FMG FORTESCUE METALS GRP ORDINARY

Date	Type	Action	Quantity	Unit price	Trade value	Brokerage	Other fees	GST	Total value
24/08/2020	Buy	B20110750	157	\$18.6800	\$2,932.76	\$18.14	\$0.00	\$1.81	\$2,952.71
02/11/2020	Buy	B20328787	582	\$17.1600	\$9,987.12	\$18.14	\$0.00	\$1.81	\$10,007.07
15/03/2021	Sell	S20754599	(739)	\$20.3700	(\$15,053.43)	\$18.14	\$0.00	\$1.81	(\$15,033.48)
Sub total			0						

MXC MGC PHARMACEUTICALS ORDINARY

Date	Type	Action	Quantity	Unit price	Trade value	Brokerage	Other fees	GST	Total value
05/03/2021	Buy	B20729157	20,000	\$0.0620	\$1,240.00	\$18.14	\$0.00	\$1.81	\$1,259.95
15/03/2021	Sell	S20754657	(20,000)	\$0.0790	(\$1,580.00)	\$18.14	\$0.00	\$1.81	(\$1,560.05)
Sub total			0						

NAN NANOSONICS LIMITED ORDINARY

Date	Type	Action	Quantity	Unit price	Trade value	Brokerage	Other fees	GST	Total value
02/11/2020	Buy	B20328792	1,984	\$5.0400	\$9,999.36	\$18.14	\$0.00	\$1.81	\$10,019.31
11/03/2021	Sell	S20746423	(1,984)	\$5.8300	(\$11,566.72)	\$18.14	\$0.00	\$1.81	(\$11,546.77)
Sub total			0						

RHC RAMSAY HEALTH CARE ORDINARY

Date	Type	Action	Quantity	Unit price	Trade value	Brokerage	Other fees	GST	Total value
30/03/2020	Buy	B5041273	35	\$52.6500	\$1,842.75	\$18.14	\$0.00	\$1.81	\$1,862.70

While every effort has been made to provide you with an accurate statement, we give no warranty of accuracy or reliability and take no responsibility for any errors or omissions including negligence by any officers, employees or agents. We encourage you to confirm the information, holdings and valuations contained herein. Information contained in the report may only relate to the period since you commenced our service.

Copyright © 2021 Third Party Platform Pty Limited. All rights reserved.

Macquarie Online Trading is a service provided by Third Party Platform Pty Ltd ("TPP") ABN 74 121 227 905 AFSL No. 314341, at the request of Macquarie Bank Limited ABN 46 008 583 542 AFSL 237502 ("MBL"). TPP is a Participant of the ASX Group. Neither TPP nor MBL are representatives of each other. Some of the fees paid to TPP for the provision of its services will be remitted to MBL. TPP and MBL do not provide personal financial advice in relation to Macquarie Online Trading. You should consider your own financial situation, particular needs and investment objectives before acting on any of the information available on this report.

Transaction summary (continued)

01 Jul 2020 - 30 Jun 2021

11/03/2021	Sell	S20746362	(35)	\$63.0400	(\$2,206.40)	\$18.14	\$0.00	\$1.81	(\$2,186.45)
Sub total			0						

RMD RESMED INC CDI 10:1 FOR. EXEMPT

Date	Type	Action	Quantity	Unit price	Trade value	Brokerage	Other fees	GST	Total value
06/04/2020	Buy	B5069606	150	\$25.9500	\$3,892.50	\$18.14	\$0.00	\$1.81	\$3,912.45
11/03/2021	Sell	S20746273	(150)	\$24.1300	(\$3,619.50)	\$18.14	\$0.00	\$1.81	(\$3,599.55)
Sub total			0						

WBC WESTPAC BANKING CORP ORDINARY

Date	Type	Action	Quantity	Unit price	Trade value	Brokerage	Other fees	GST	Total value
07/11/2017	Buy	B3352836	61	\$32.5500	\$1,985.55	\$18.14	\$0.00	\$1.81	\$2,005.50
25/09/2018	Buy	B3910461	354	\$28.0400	\$9,926.16	\$18.14	\$0.00	\$1.81	\$9,946.11
29/10/2019	Sell	S4651769	(415)	\$28.7900	(\$11,947.85)	\$18.14	\$0.00	\$1.81	(\$11,927.90)
27/02/2020	Buy	B4899100	1,025	\$24.3800	\$24,989.50	\$27.26	\$0.00	\$2.73	\$25,019.49
26/03/2020	Buy	B5031150	125	\$15.8700	\$1,983.75	\$18.14	\$0.00	\$1.81	\$2,003.70
30/03/2020	Buy	B5041325	117	\$15.1500	\$1,772.55	\$18.14	\$0.00	\$1.81	\$1,792.50
15/03/2021	Sell	S20754561	(1,267)	\$24.3600	(\$30,864.12)	\$33.67	\$0.00	\$3.37	(\$30,827.08)
Sub total			0						

WES WESFARMERS LIMITED ORDINARY

Date	Type	Action	Quantity	Unit price	Trade value	Brokerage	Other fees	GST	Total value
02/11/2020	Buy	B20328801	218	\$45.8100	\$9,986.58	\$18.14	\$0.00	\$1.81	\$10,006.53
15/03/2021	Sell	S20754684	(218)	\$49.9400	(\$10,886.92)	\$18.14	\$0.00	\$1.81	(\$10,866.97)

While every effort has been made to provide you with an accurate statement, we give no warranty of accuracy or reliability and take no responsibility for any errors or omissions including negligence by any officers, employees or agents. We encourage you to confirm the information, holdings and valuations contained herein. Information contained in the report may only relate to the period since you commenced our service.

Copyright © 2021 Third Party Platform Pty Limited. All rights reserved.

Macquarie Online Trading is a service provided by Third Party Platform Pty Ltd ("TPP") ABN 74 121 227 905 AFSL No. 314341, at the request of Macquarie Bank Limited ABN 46 008 583 542 AFSL 237502 ("MBL"). TPP is a Participant of the ASX Group. Neither TPP nor MBL are representatives of each other. Some of the fees paid to TPP for the provision of its services will be remitted to MBL. TPP and MBL do not provide personal financial advice in relation to Macquarie Online Trading. You should consider your own financial situation, particular needs and investment objectives before acting on any of the information available on this report.

Transaction summary (continued)

01 Jul 2020 - 30 Jun 2021

Sub total 0

WPL WOODSIDE PETROLEUM ORDINARY

Date	Type	Action	Quantity	Unit price	Trade value	Brokerage	Other fees	GST	Total value
26/03/2020	Buy	B5031192	111	\$17.2800	\$1,918.08	\$18.14	\$0.00	\$1.81	\$1,938.03
30/03/2020	Buy	B5041310	100	\$16.8600	\$1,686.00	\$18.14	\$0.00	\$1.81	\$1,705.95
02/11/2020	Buy	B20328805	569	\$17.5700	\$9,997.33	\$18.14	\$0.00	\$1.81	\$10,017.28
10/03/2021	Sell	S20743143	(780)	\$25.1400	(\$19,609.20)	\$21.39	\$0.00	\$2.14	(\$19,585.67)

Sub total 0

XRO XERO LTD ORDINARY

Date	Type	Action	Quantity	Unit price	Trade value	Brokerage	Other fees	GST	Total value
17/09/2020	Buy	B20196659	22	\$92.0100	\$2,024.22	\$18.14	\$0.00	\$1.81	\$2,044.17
15/03/2021	Sell	S20754677	(22)	\$113.2500	(\$2,491.50)	\$18.14	\$0.00	\$1.81	(\$2,471.55)

Sub total 0

Please note that the Transaction Date listed of any Off Market Transfers (Transfer) may not necessarily match the Date of Purchase listed on the Off Market transfer form.

While every effort has been made to provide you with an accurate statement, we give no warranty of accuracy or reliability and take no responsibility for any errors or omissions including negligence by any officers, employees or agents. We encourage you to confirm the information, holdings and valuations contained herein. Information contained in the report may only relate to the period since you commenced our service.

Copyright © 2021 Third Party Platform Pty Limited. All rights reserved.

Macquarie Online Trading is a service provided by Third Party Platform Pty Ltd ("TPP") ABN 74 121 227 905 AFSL No. 314341, at the request of Macquarie Bank Limited ABN 46 008 583 542 AFSL 237502 ("MBL"). TPP is a Participant of the ASX Group. Neither TPP nor MBL are representatives of each other. Some of the fees paid to TPP for the provision of its services will be remitted to MBL. TPP and MBL do not provide personal financial advice in relation to Macquarie Online Trading. You should consider your own financial situation, particular needs and investment objectives before acting on any of the information available on this report.

Brokerage & information services

01 Jul 2020 - 30 Jun 2021

August 2020	Amount	GST	Total
Brokerage and trail fees	\$18.14	\$1.81	\$19.95
Information services	\$0.00	\$0.00	\$0.00
	\$18.14	\$1.81	\$19.95

September 2020	Amount	GST	Total
Brokerage and trail fees	\$18.14	\$1.81	\$19.95
Information services	\$0.00	\$0.00	\$0.00
	\$18.14	\$1.81	\$19.95

November 2020	Amount	GST	Total
Brokerage and trail fees	\$108.84	\$10.86	\$119.70
Information services	\$0.00	\$0.00	\$0.00
	\$108.84	\$10.86	\$119.70

While every effort has been made to provide you with an accurate statement, we give no warranty of accuracy or reliability and take no responsibility for any errors or omissions including negligence by any officers, employees or agents. We encourage you to confirm the information, holdings and valuations contained herein. Information contained in the report may only relate to the period since you commenced our service.

Copyright © 2021 Third Party Platform Pty Limited. All rights reserved.

Macquarie Online Trading is a service provided by Third Party Platform Pty Ltd ("TPP") ABN 74 121 227 905 AFSL No. 314341, at the request of Macquarie Bank Limited ABN 46 008 583 542 AFSL 237502 ("MBL"). TPP is a Participant of the ASX Group. Neither TPP nor MBL are representatives of each other. Some of the fees paid to TPP for the provision of its services will be remitted to MBL. TPP and MBL do not provide personal financial advice in relation to Macquarie Online Trading. You should consider your own financial situation, particular needs and investment objectives before acting on any of the information available on this report.

Brokerage & information services (continued)

01 Jul 2020 - 30 Jun 2021

March 2021	Amount	GST	Total
Brokerage and trail fees	\$273.05	\$27.27	\$300.32
Information services	\$0.00	\$0.00	\$0.00
	\$273.05	\$27.27	\$300.32

Brokerage total	\$418.17	\$41.75	\$459.92
Information services total	\$0.00	\$0.00	\$0.00

While every effort has been made to provide you with an accurate statement, we give no warranty of accuracy or reliability and take no responsibility for any errors or omissions including negligence by any officers, employees or agents. We encourage you to confirm the information, holdings and valuations contained herein. Information contained in the report may only relate to the period since you commenced our service.

Copyright © 2021 Third Party Platform Pty Limited. All rights reserved.

Macquarie Online Trading is a service provided by Third Party Platform Pty Ltd ("TPP") ABN 74 121 227 905 AFSL No. 314341, at the request of Macquarie Bank Limited ABN 46 008 583 542 AFSL 237502 ("MBL"). TPP is a Participant of the ASX Group. Neither TPP nor MBL are representatives of each other. Some of the fees paid to TPP for the provision of its services will be remitted to MBL. TPP and MBL do not provide personal financial advice in relation to Macquarie Online Trading. You should consider your own financial situation, particular needs and investment objectives before acting on any of the information available on this report.

Estimated dividends & distributions

01 Jul 2020 - 30 Jun 2021

ASX ASX LIMITED ORDINARY

Ex div. date	Payment date	Type	Div. amount	Franking %	Balance	Franking credit	Est. dividend
04/03/2021	24/03/2021	Interim	\$1.124	100.00%	62	\$29.87	\$69.69
Estimated sub total						\$29.87	\$69.69

BHP BHP GROUP LIMITED ORDINARY

Ex div. date	Payment date	Type	Div. amount	Franking %	Balance	Franking credit	Est. dividend
03/09/2020	22/09/2020	Final	\$0.754562	100.00%	769	\$248.68	\$580.26
04/03/2021	23/03/2021	Interim	\$1.311348	100.00%	1,063	\$597.41	\$1,393.96
Estimated sub total						\$846.09	\$1,974.22

CGC COSTA GROUP HOLDINGS ORDINARY

Ex div. date	Payment date	Type	Div. amount	Franking %	Balance	Franking credit	Est. dividend
16/09/2020	08/10/2020	Interim	\$0.04	100.00%	666	\$11.42	\$26.64
10/03/2021	08/04/2021	Final	\$0.05	100.00%	666	\$14.27	\$33.30
Estimated sub total						\$25.69	\$59.94

FMG FORTESCUE METALS GRP ORDINARY

Ex div. date	Payment date	Type	Div. amount	Franking %	Balance	Franking credit	Est. dividend
31/08/2020	02/10/2020	Final	\$1.00	100.00%	157	\$67.29	\$157.00
01/03/2021	24/03/2021	Interim	\$1.47	100.00%	739	\$465.57	\$1,086.33
Estimated sub total						\$532.86	\$1,243.33

While every effort has been made to provide you with an accurate statement, we give no warranty of accuracy or reliability and take no responsibility for any errors or omissions including negligence by any officers, employees or agents. We encourage you to confirm the information, holdings and valuations contained herein. Information contained in the report may only relate to the period since you commenced our service.

Copyright © 2021 Third Party Platform Pty Limited. All rights reserved.

Macquarie Online Trading is a service provided by Third Party Platform Pty Ltd ("TPP") ABN 74 121 227 905 AFSL No. 314341, at the request of Macquarie Bank Limited ABN 46 008 583 542 AFSL 237502 ("MBL"). TPP is a Participant of the ASX Group. Neither TPP nor MBL are representatives of each other. Some of the fees paid to TPP for the provision of its services will be remitted to MBL. TPP and MBL do not provide personal financial advice in relation to Macquarie Online Trading. You should consider your own financial situation, particular needs and investment objectives before acting on any of the information available on this report.

Estimated dividends & distributions (continued)

01 Jul 2020 - 30 Jun 2021

RHC RAMSAY HEALTH CARE ORDINARY

Ex div. date	Payment date	Type	Div. amount	Franking %	Balance	Franking credit	Est. dividend
08/03/2021	31/03/2021	Interim	\$0.485	100.00%	35	\$7.28	\$16.98
Estimated sub total						\$7.28	\$16.98

RMD RESMED INC CDI 10:1 FOR. EXEMPT

Ex div. date	Payment date	Type	Div. amount	Franking %	Balance	Franking credit	Est. dividend
19/08/2020	24/09/2020	Final	\$0.03794	0.00%	150	\$0.00	\$5.69
11/11/2020	17/12/2020	Interim	\$0.0378	0.00%	150	\$0.00	\$5.67
10/02/2021	18/03/2021	Interim	\$0.03521	0.00%	150	\$0.00	\$5.28
Estimated sub total						\$0.00	\$16.64

WBC WESTPAC BANKING CORP ORDINARY

Ex div. date	Payment date	Type	Div. amount	Franking %	Balance	Franking credit	Est. dividend
11/11/2020	18/12/2020	Final	\$0.31	100.00%	1,267	\$168.33	\$392.77
Estimated sub total						\$168.33	\$392.77

WES WESFARMERS LIMITED ORDINARY

Ex div. date	Payment date	Type	Div. amount	Franking %	Balance	Franking credit	Est. dividend
23/02/2021	31/03/2021	Interim	\$0.88	100.00%	218	\$82.22	\$191.84
Estimated sub total						\$82.22	\$191.84

While every effort has been made to provide you with an accurate statement, we give no warranty of accuracy or reliability and take no responsibility for any errors or omissions including negligence by any officers, employees or agents. We encourage you to confirm the information, holdings and valuations contained herein. Information contained in the report may only relate to the period since you commenced our service.

Copyright © 2021 Third Party Platform Pty Limited. All rights reserved.

Macquarie Online Trading is a service provided by Third Party Platform Pty Ltd ("TPP") ABN 74 121 227 905 AFSL No. 314341, at the request of Macquarie Bank Limited ABN 46 008 583 542 AFSL 237502 ("MBL"). TPP is a Participant of the ASX Group. Neither TPP nor MBL are representatives of each other. Some of the fees paid to TPP for the provision of its services will be remitted to MBL. TPP and MBL do not provide personal financial advice in relation to Macquarie Online Trading. You should consider your own financial situation, particular needs and investment objectives before acting on any of the information available on this report.

Estimated dividends & distributions (continued)

01 Jul 2020 - 30 Jun 2021

WPL		WOODSIDE PETROLEUM ORDINARY					
Ex div. date	Payment date	Type	Div. amount	Franking %	Balance	Franking credit	Est. dividend
24/08/2020	18/09/2020	Interim	\$0.36247	100.00%	211	\$32.78	\$76.48
25/02/2021	24/03/2021	Final	\$0.152964	100.00%	780	\$51.13	\$119.31
Estimated sub total						\$83.91	\$195.79
Estimated total						\$1,776.25	\$4,161.20

The information presented in this report is a general estimation and is intended as a guide for indicative purposes only. It is an extrapolation of our understanding of your holdings against publicly available dividend entitlement and payment information. It should not be considered a replacement for your own records. We encourage you to confirm the information and holdings represented here.

While every effort has been made to provide you with an accurate statement, we give no warranty of accuracy or reliability and take no responsibility for any errors or omissions including negligence by any officers, employees or agents. We encourage you to confirm the information, holdings and valuations contained herein. Information contained in the report may only relate to the period since you commenced our service.

Copyright © 2021 Third Party Platform Pty Limited. All rights reserved.

Macquarie Online Trading is a service provided by Third Party Platform Pty Ltd ("TPP") ABN 74 121 227 905 AFSL No. 314341, at the request of Macquarie Bank Limited ABN 46 008 583 542 AFSL 237502 ("MBL"). TPP is a Participant of the ASX Group. Neither TPP nor MBL are representatives of each other. Some of the fees paid to TPP for the provision of its services will be remitted to MBL. TPP and MBL do not provide personal financial advice in relation to Macquarie Online Trading. You should consider your own financial situation, particular needs and investment objectives before acting on any of the information available on this report.